

On disjoint crossing families in geometric graphs

Radoslav Fulek* Andrew Suk†

July 18, 2022

Abstract

A *geometric graph* is a graph drawn in the plane with vertices represented by points and edges as straight-line segments. A geometric graph contains a (k, l) -*crossing family* if there is a pair of edge subsets E_1, E_2 such that $|E_1| = k$ and $|E_2| = l$, the edges in E_1 are pairwise crossing, the edges in E_2 are pairwise crossing, and every edge in E_1 is disjoint to every edge in E_2 . We conjecture that for any fixed k, l , every n -vertex geometric graph with no (k, l) -crossing family has at most $c_{k,l}n$ edges, where $c_{k,l}$ is a constant that depends only on k and l . In this note, we show that every n -vertex geometric graph with no (k, k) -crossing family has at most $c_k n \log n$ edges, where c_k is a constant that depends only on k . We also settle the conjecture for geometric graphs with no $(2, 1)$ -crossing family.

1 Introduction

A *topological graph* is a graph drawn in the plane with points as vertices and edges as non-self-intersecting arcs connecting its vertices. The arcs are allowed to intersect, but they may not pass through vertices except for their endpoints. Furthermore, the edges are not allowed to have tangencies, i.e., if two edges share an interior point, then they must properly cross at that point. We only consider graphs without parallel edges or self-loops. A topological graph is *simple* if every pair of its edges intersect at most once. If the edges are drawn as straight-line segments, then the graph is *geometric*. Two edges of a topological graph *cross* if their interiors share a point, and are *disjoint* if they do not have a point in common (including their endpoint).

It follows from Euler's Polyhedral Formula that every simple topological graph on n vertices and no crossing edges has at most $3n - 6$ edges. It is also known that every simple topological graph on n vertices with no disjoint edges has at most $O(n)$ edges [7],[6]. Finding the maximum number of edges in a topological (and geometric) graph with a forbidden substructure has been a classic problem in extremal topological graph theory (see [1], [2], [11], [5], [16], [10], [15], [14], [17]).

Recently, Ackerman et al. [3] defined a *natural (k, l) -grid* to be a set of k pairwise disjoint edges that all cross another set of l pairwise disjoint edges. They conjectured

Conjecture 1.1. *Given fixed constants $k, l \geq 1$ there exists another constant $c_{k,l}$, such that any geometric graph on n vertices with no natural (k, l) -grid has at most $c_{k,l}n$ edges.*

They were able to show,

*EPFL, Lausanne. Email: radoslav.fulek@epfl.ch

†Courant Institute, New York and EPFL, Lausanne. Email: suk@cims.nyu.edu

Theorem 1.2. [3] For fixed k , an n -vertex geometric graph with no natural (k, k) -grid has at most $O(n \log^2 n)$ edges.

Theorem 1.3. [3] An n -vertex geometric graph with no natural $(2, 1)$ -grid has at most $O(n)$ edges.

As a dual version, we define a (k, l) -crossing family to be a pair of edge subsets E_1, E_2 such that

1. $|E_1| = k$ and $|E_2| = l$,
2. the edges in E_1 are pairwise crossing,
3. the edges in E_2 are pairwise crossing,
4. every edges in E_1 is disjoint to every edge in E_2 .

We conjecture

Conjecture 1.4. Given fixed constants $k, l \geq 1$ there exists another constant $c_{k,l}$, such that any geometric graph on n vertices with no (k, l) -crossing family has at most $c_{k,l}n$ edges.

It is not even known if all n -vertex geometric graphs with no k pairwise crossing edges has $O(n)$ edges. The best known bound is due to Valtr [18], who showed that this is at most $O(n \log n)$ for every fixed k . We extend this result to (k, k) -crossing families by proving the following theorem.

Theorem 1.5. An n -vertex geometric graph with no (k, k) -crossing family has at most $c_k n \log n$ edges, where c_k is a constant that depends only on k .

Moreover, we settle Conjecture 1.4 in the first nontrivial case:

Theorem 1.6. An n -vertex geometric graph with no $(2, 1)$ -crossing family has at most $O(n) = 22n$ edges.

Note that in the previous theorem we do not strive for the best constant, since we see only an improvement involving a tiring case analysis.

Conjecture 1.4 is not true for topological graphs since Pach and Tóth [12] showed that the complete graph can be drawn such that every pair of edges intersect once or twice. However for simple topological graphs, we have the following

Theorem 1.7. An n -vertex simple topological graph with no $(k, 1)$ -crossing family has at most $n(\log n)^{O(\log k)}$ edges.

Let F denote a geometric graph. We define $ex(F, n)$ to be the extremal function of F , i.e. the maximum number of edges a geometric graph on n vertices can have without containing F as a geometric subgraph. Therefore Theorem 1.6 can be also stated as $ex((k, k)$ -crossing family, $n) \leq c_k n \log n$. Similarly, we define $ex_L(F, n)$ to be the extremal function of F , if we restrict ourselves to the geometric graphs all of whose edges can be hit by one line. Note that all logarithms are in base 2.

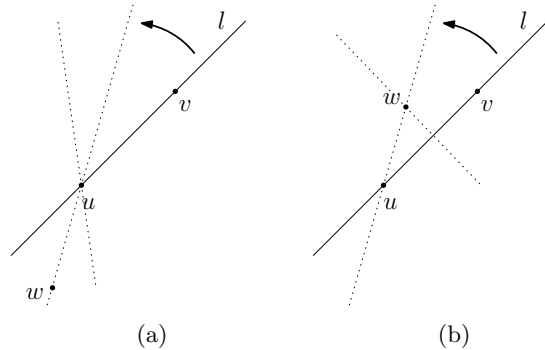


Figure 1: Halving the vertices of G

2 Proof of Theorem 1.5

First, we prove Theorem 1.5 in a special case when all of the edges in our geometric graph can be hit by a line. Let F_2 denote a geometric graph, which consists of two completely disjoint copies of a geometric graph F . In fact, we prove a more general statement, which says that the extremal function $ex_L(F_2, n)$ of a geometric subgraph F_2 is not too far from that of F .

Theorem 2.1. $ex_L(F_2, n) \leq O((n + ex_L(F, 2n)) \log n)$.

Proof. The proof of the claim is based on the divide-and-conquer strategy carried out in two steps: First, by a halving line of the set of vertices of our graph, and second, by a translation of a line which gives a ham-sandwich cut of the point sets we get by the halving.

Let G denote a graph on n vertices that does not contain F_2 as a geometric subgraph, and all the edges of G can be hit by a line. By a standard perturbation argument we can assume that the vertices of G are in general position. By a halving line we understand a line which bisects the set of vertices of G . Using the technique similar to the one used in [4] to prove the upper bound on the number of halving edges of a set of points, we prove that

Lemma 2.2. *There is a halving line in the plane hitting all, but $2ex_L(F, n/2) + 5n$ edges of G .*

Proof. Let us assume that n is even. Using the terminology from [4], by a halving edge uv we understand a pair of the vertices of G such that the line through u and v has the same number of vertices of G on both sides.

Let uv be a halving edge, and let l denote the line through u and v . In what follows we describe a rotation of l , which returns l to its initial position, and during which l has to attain a position where it hits at least all but $2ex_L(F, n/2) + 4n$ edges of G .

We start rotating l counterclockwise around u until we hit a vertex of G . Let us denote it by w . If the order-type of the triple (u, v, w) agrees with the orientation of the rotation in the next step we keep rotating l around u (see Figure 1(b)), otherwise in the next step we rotate l around w (see Figure 1(a)).

Clearly, if we keep rotating l according the above rule at some point the slope of l will be same as in its initial position. Moreover, during the whole process the number of vertices on both sides of l can differ by at most one. Thus, it follows that l has to return to its initial position.

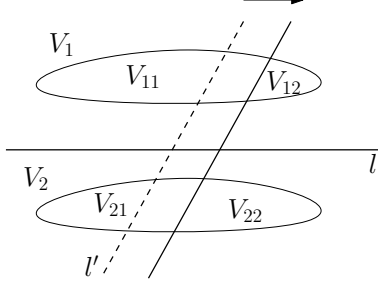


Figure 2: The final partition of the vertex set of G

Let S_1 and S_2 denote the two connected components of the complement of l in the plane. Suppose that at its initial position l has more than $ex_L(F, n/2)$ edges of G exclusively on one side, say S_1 , as otherwise we are done. If the other side of l contains exclusively more than $ex_L(F, n/2)$ edges, we would find F_2 as a geometric subgraph of G which is not possible. Hence S_2 fully contains at most $ex_L(F, n/2)$ edges. After we rotate l by 180° degrees, the sides of l are flipped. Thus there must be a position of l , let us call it l' , when S_1 fully contains at most as many edges as S_2 for the first time. It follows that we can choose a halving line, so that the number of edges fully contained either in S_1 or S_2 is no more than $2ex_L(F, n/2) + 4n$. Indeed for each rotation of l , the number of edges contained in S_1 or S_2 can change by at most n . Thus, when we reach the position l' , S_1 fully contains less than $ex_L(F, n/2) + n$ edges, and S_2 contains less than $ex_L(F, n/2)$ edges. It follows that there is a position of l , so that l halves the vertices of G and S_1 and S_2 fully contain together at most $2ex_L(F, n/2) + 4n$ edges. This concludes the proof in case when n is even. If n is odd we delete one vertex thereby losing only n edges in the end, and the claim follows. \square

By Lemma 2.2 we obtain a line l , which partition the vertex of G into two equal (or almost equal if n is odd) sets V_1 and V_2 . Let us delete from G at most 3 vertices so that both V_1 and V_2 contains the same number of vertices, and the size of both of them is even. Let E' denote the set of edges between V_1 and V_2 . Clearly, l hits every edge in E' . By the Ham-Sandwich Cut Theorem [8], there exists a line l' that simultaneously bisect V_1 and V_2 . Let V_{11} and V_{12} denote the resulting parts of V_1 , and let V_{21} and V_{22} denote the resulting parts of V_2 . Observe that we can translate l' into a position when the number of edges in E' fully contained on either side of l' is no more than $ex_L(F, n) + ex_L(F, n/2) + n$ (see Figure 2). Indeed, it cannot happen that at the initial position of l' on both sides of l' there exist more than $ex_L(F, n/2)$ of these edges. Thus, if the number of edges in E' between V_{12} and V_{22} is more than $ex_L(F, n/2)$ we can translate l' to the right to the leftmost position, where the number of edges in E' between V_{12} and V_{22} drops below $ex_L(F, n/2) + n + 1$. Moreover, at this position the number of edges in E' between V_{11} and V_{21} still cannot be more than $ex_L(F, n)$.

Thus, all but at most $3ex_L(F, n/2) + ex_L(G', n) + 9n$ edges of G are the edges between V_{11} and V_{22} , and V_{12} and V_{21} . Notice that there exists k , $-1/4 \leq k \leq 1/4$, so that $|V_{11}| + |V_{22}| = n(1/2 + k)$, and $|V_{12}| + |V_{21}| = n(1/2 - k)$. Finally, we are in the position to state the recurrence, whose closed form gives the statement of the theorem.

$$ex_L(F_2, n) \leq ex_L(F_2, n(1/2 + k)) + ex_L(F_2, n(1/2 - k)) + 3ex_L(F, n/2) + ex_L(F, n) + 9n \quad (1)$$

For sake of completeness in what follows we prove that the above recurrence establishes the claim.

From (1), if n is sufficiently big, it follows that $ex_L(F_2, n) \leq \log_{\frac{4}{3}} n(9n + 4ex_L(F_2, 2n))$. Indeed, since $|k| \leq 1/4$, and $ex_L(F, 2n) \geq ex_L(F_2, 2n(1/2 + k)) + ex_L(F_2, 2n(1/2 - k))$, we have:

$$\begin{aligned} ex_L(F_2, n) &\leq \log_{\frac{4}{3}} \left(n \left(\frac{1}{2} + k \right) \right) \left(9n \left(\frac{1}{2} + k \right) + 4ex_L \left(F_2, 2n \left(\frac{1}{2} + k \right) \right) \right) + \\ &\quad \log_{\frac{4}{3}} \left(n \left(\frac{1}{2} - k \right) \right) \left(9n \left(\frac{1}{2} - k \right) + 4ex_L \left(F_2, 2n \left(\frac{1}{2} - k \right) \right) \right) + \\ &\quad 4ex_L(F, n) + 9n \\ &\leq \log_{\frac{4}{3}} n(4ex_L(F, 2n) + 9n) \end{aligned}$$

□

As a second step towards the proof of Theorem 1.5, we have the following theorem which relates extremal functions of F and F_2 .

Theorem 2.3. $ex(F_2, n) \leq O((ex_L(F, 2n) + n) \log n + ex(F, n) + n)$

Proof. Let $G = (V, E)$ denote the geometric graph not containing F_2 as a subgraph. W.l.o.g let us assume that G contains an even number of vertices. Similarly, as in the proof of Lemma 2.2 we can find a halving line l that hits all but $2ex(G', n/2) + 5n$ edges of G . Now, the claim follows by using Theorem 2.1. □

Theorem 1.5 follows easily by using Theorem 2.3 with the results from [18], which state that a geometric graph with no k pairwise crossing edges has at most $O(n \log n)$ edges and at most $O(n)$ edges, if all of the edges can be hit by one line.

3 Geometric graphs with no (2,1)-crossing family

In this section we will prove Theorem 1.6. Our main tool is the following theorem by Tóth and Valtr

Theorem 3.1. [17] *Let $G = (V, E)$ be an n -vertex geometric graph. If G does not contain a matching consisting of 4 pairwise disjoint edges, then $|E(G)| \leq 8.5n$.*

Proof of Theorem 1.6. We prove the theorem by trying to exhibit a counterexample to the theorem having the minimum number of vertices. Let $G = (V, E)$ be such an example on n vertices, i.e. G is a geometric graph on n vertices which has more than $22n$ edges and G does not contain a (2,1)-crossing family.

Let M denote the maximum matching in G consisting of pairwise disjoint edges. By Theorem 3.1, $|M| \geq 4$. By an intersection of two edges we understand either their common endpoint or a crossing. The following simple observation is crucial in the subsequent analysis.

- (*) An edge $e \in E$ that crosses an edge of M , cannot have a nonempty intersection with any other edge of M .

Indeed, otherwise we would obtain a (2,1)-crossing family. We call an endpoint v of an edge in M *good* if v cannot be incident to an edge which has a non-empty intersection with every edge in M , i.e. no ray starting at v can hit all the edges in M .

Lemma 3.2. *At least $|M| - 2$ of the endpoints in M are good.*

Proof. We proceed by induction on $|M|$. Assume $|M| = 4$. If every triple in M has a good vertex, then clearly we have at least two good vertices. By a simple observation one can see that, combinatorially, the only matching consisting of three pairwise disjoint edges with no good vertices is the one in Figure 3(a). Then by a simple case analysis, adding a disjoint edge to this matching creates two good vertices (see Appendix A). For the inductive step when $|M| > 4$, we choose an arbitrary 4-tuple of edges in the matching. By the above discussion, the 4-tuple has at least one good endpoint. By removing the edge incident to this good vertex, the statement follows by the induction hypothesis. □

Thus by (*), a good endpoint cannot be incident to an edge that crosses any of the edges in M . Let $V_M \subseteq V(M)$ denote the set of good endpoints in M . By Lemma 3.2, V_M has at least $|M| - 2$ vertices. Let $V_1 \subset V \setminus V(M)$ denote the subset of the vertices that are not incident to an edge crossing at least one edge in M . Let $V_2 = V \setminus (V(M) \cup V_1)$. Now we claim that there is a vertex in V_M that has at least three neighbors in V_2 . For sake of contradiction, suppose that each vertex in V_M has at most two neighbors in V_2 (in G).

Let $G' = (V', E')$ denote a subgraph of G such that $V' = V \setminus V_2$ and E' consists of the edges that do not cross any of the edges of M and are not incident to V_2 . If $|M| \geq 5$, then G' must be planar since otherwise we would have a (2,1)-crossing family. If $|M| = 4$, then G' becomes a planar graph after removing at most 12 edges in the induced subgraph $G[V(M)]$. Therefore G' has at most $3(|V_1| + 2|M|) + 6$ edges.

On the other hand, by minimality of G , the degree of each vertex v in G has to be at least 23. Therefore each good vertex in V_M must have degree at least 21 in G' since we are assuming every vertex in V_M has at most two neighbors in V_2 (in G). By Lemma 3.2, we have

$$\frac{1}{2}(23|V_1| + 21(|M| - 2) + 18 - i) \leq |E(G')| \leq 3(|V_1| + 2|M|) + 6 - \left\lceil \frac{i}{2} \right\rceil$$

Indeed, w.l.o.g we can assume that there are exactly $|M| - 2$ good points in M . Thus, there are at least 6 other vertices incident to the edges in M . Then the term $18 - i$ in the last inequality is the lower bound of their degree sum. The term $\lceil \frac{i}{2} \rceil$ on the right hand side is justified by the fact that in a complete triangulation on more than three vertices every vertex must have a degree at least three.

However, the last inequality is a contradiction for all $|M| \geq 4$ and $|V_1| \geq 0$. Thus, there is a vertex $v \in V_M$ having at least three neighbors in V_2 .

Let $e = vv_1$, $f = vv_2$, and m be edges in G such that $v_1, v_2 \in V_2$, $m \in M$, and v is a good vertex incident to m . Furthermore we will assume that e, m, f appear in clockwise order around v . By (*) there is an edge e' incident to v_1 having non-empty intersection with every edge in M . Similarly, we can find an edge f' incident to v_2 (possibly $f' = e'$). The edges e' and f' has to have non-empty intersection with f and e , respectively (see Figure 3(b)). Indeed, otherwise we would obtain a (2,1)-crossing family in G consisting of e, f' and an edge from M , or e', f and an edge from M .

However, a third edge g , different from e and f , between v and V_2 cannot have a non-empty intersection with both e' and f' . Hence, we obtain a (2,1)-crossing family in G consisting of g, e'

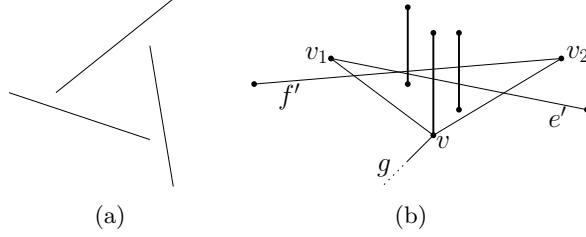


Figure 3: (a) A special matching consisting of three edges, (b) Situation around the vertex v

and an edge from M , or g, f' and an edge from M . Thus, there is no minimal counter example and that concludes the proof. \square

4 Simple topological graphs with no $(k, 1)$ -crossing family

In this section, we will prove Theorem 1.5 which will require the following two lemmas. The first one is due to Fox and Pach.

Lemma 4.1. [5] *Every n -vertex simple topological graph with no k pairwise crossing edges has at most $n(\log n)^{c_1 \log k}$ edges, where c_1 is an absolute constant.*

As defined in [13], the *odd-crossing number* $\text{odd-cr}(G)$ of a graph G is the minimum possible number of unordered pairs of edges that crosses an odd number of times over all drawings of G . The *bisection width* of a graph G , denoted by $b(G)$, is the smallest nonnegative integer such that there is a partition of the vertex set $V = V_1 \cup V_2$ with $\frac{1}{3} \cdot |V| \leq |V_i| \leq \frac{2}{3} \cdot |V|$ for $i = 1, 2$, and $|E(V_1, V_2)| = b(G)$. The second lemma required is due to Pach and Tóth, which relates the odd-crossing number of a graph to its bisection width.

Lemma 4.2. [12] *There is an absolute constant c_2 such that if G is a graph with n vertices of degrees d_1, \dots, d_n , then*

$$b(G) \leq c_2 \log n \sqrt{\text{odd-cr}(G) + \sum_{i=1}^n d_i^2}.$$

Since all graphs have a bipartite subgraph with at least half of its edges, Theorem 1.7 immediately follows from the following Theorem.

Theorem 4.3. *Every n vertex simple topological bipartite graph with no $(k, 1)$ -crossing family has at most $c_3 n \log^{c_4 \log k} n$ edges, where c_3, c_4 are absolute constants.*

Proof. We prove the theorem by induction on n . The base case is trivial. For the inductive step, the proof falls into two cases.

Case 1. Suppose there are at least $|E(G)|^2 / ((2c_2)^2 \log^6 n)$ disjoint pair of edges in G . Then by defining $D(e)$ to be the set of edges disjoint from e , we have

$$\frac{\sum_{e \in E(G)} |D(e)|}{|E(G)|} \geq \frac{2|E(G)|}{(2c_2)^2 \log^6 n}.$$

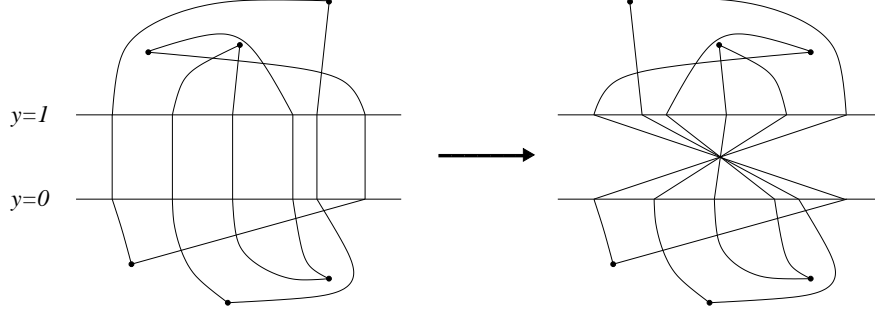


Figure 4: Redrawing procedure

Hence there exists an edge that is disjoint to at least $2|E(G)|/((2c_2)^2 \log^6 n)$ other edges. By Lemma 4.1 we have

$$\frac{2|E(G)|}{(2c_2)^2 \log^6 n} \leq n(\log n)^{c_1 \log k},$$

which implies $|E(G)| \leq c_3 n \log^{c_4 \log k} n$ for sufficiently large constants c_3, c_4 .

Case 2. Suppose there are at most $|E(G)|^2/((2c_2)^2 \log^6 n)$ disjoint pair of edges in G . Since G is bipartite, let V_a and V_b be its vertex class. By applying a suitable homeomorphism to the plane, we can redraw G such that

1. the vertices in V_a above the line $y = 1$, the vertices in V_b below the line $y = 0$,
2. edges in the strip $0 \leq y \leq 1$ are vertical segments,
3. we have not created nor removed any crossings.

Note that our graph is no longer geometric. Now we reflect the part of G that lies above the $y = 1$ line about the y -axis. Then erase the edges in the strip $0 \leq y \leq 1$ and replace them by straight line segments that reconnects the corresponding pairs on the line $y = 0$ and $y = 1$. See Figure 4. Since there are at most $\sum_{v \in V(G)} d^2(v) \leq 2|E(G)|n$ pair of edges that share a vertex in G , this implies

$$\text{odd-cr}(G) \leq \frac{|E(G)|^2}{(4c_2)^2 \log^6 n} + 2|E(G)|n.$$

By lemma 4.2, there is a partition of the vertex set $V = V_1 \dot{\cup} V_2$ with $\frac{1}{3} \cdot |V| \leq V_i \leq \frac{2}{3} \cdot |V|$ for $i = 1, 2$ and

$$b(G) \leq c_2 \log n \sqrt{\frac{|E(G)|^2}{(2c_2)^2 \log^6 n} + 4n|E(G)|}.$$

If

$$\frac{|E(G)|^2}{(2c_2)^2 \log^6 n} \leq 4n|E(G)|$$

then we have $|E(G)| \leq c_3 n \log^{c_4 \log k} n$ and we are done. Therefore we can assume

$$b(G) \leq c_2 \log n \sqrt{\frac{2|E(G)|^2}{(2c_2)^2 \log^6 n}} \leq \frac{|E(G)|}{\log^2 n}.$$

Let $|V_1| = n_1$ and $|V_2| = n_2$. By the induction hypothesis we have

$$\begin{aligned} |E(G)| &\leq b(G) + c_3 n_1 \log^{c_4 \log k} n_1 + c_3 n_2 \log^{c_4 \log k} n_2 \\ &\leq \frac{|E(G)|}{\log^2 n} + c_3 n \log^{c_4 \log k} (2n/3) \\ &\leq \frac{|E(G)|}{\log^2 n} + c_3 n (\log n - \log(3/2))^{c_4 \log k} \end{aligned}$$

which implies

$$|E(G)| \leq c_3 n \log^{c_4 \log k} n \frac{(1 - \log(3/2)/\log n)^{c_4 \log k}}{1 - 1/\log^2 n} \leq c_3 n \log^{c_4 \log k} n$$

□

For small values of k , one can obtain better bounds by replacing Lemma 4.1 with a Theorem of Pach et. al. [10] to obtain

Theorem 4.4. *Every n vertex simple topological graph with no $(k, 1)$ -crossing family has at most $O(n \log^{2k-6} n)$ edges.*

□

References

- [1] E. Ackerman, 2006. On the maximum number of edges in topological graphs with no four pairwise crossing edges. In Proceedings of the Twenty-Second Annual Symposium on Computational Geometry (Sedona, Arizona, USA, June 05 - 07, 2006). SCG '06. ACM, New York, NY, 259-263.
- [2] P.K. Agarwal, B. Aronov, J. Pach, R. Pollack, and M. Sharir, Quasi-Planar Graphs Have a Linear Number of Edges. In Proceedings of the Symposium on Graph Drawing (September 20 - 22, 1995). F. Brandenburg, Ed. Lecture Notes In Computer Science, vol. 1027. Springer-Verlag, London, 1-7.
- [3] E. Ackerman, J. Fox, J. Pach, and A. Suk, On grids in topological graphs, Proc. 25th ACM Symp. on Computational Geometry (SoCG), University of Aarhus, Denmark, June 2009, 403-412.
- [4] T. Dey, Improved Bounds on Planar k -sets and k -levels, Discrete Comput. Geom, 1997, 19, 156-161
- [5] J. Fox and J. Pach, Coloring kk -free intersection graphs of geometric objects in the plane. In Proceedings of the Twenty-Fourth Annual Symposium on Computational Geometry (College Park, MD, USA, June 09 - 11, 2008). SCG '08. ACM, New York, NY, 346-354.

- [6] R. Fulek and J. Pach, A computational approach to Conway's thrackle conjecture, manuscript 2009.
- [7] L. Lovsz, J. Pach and M. Szegedy: On Conway's thrackle conjecture, *Discrete. Comput. Geom.* 18(4) (1997), 369-376.
- [8] J. Matousek, *Lectures on Discrete Geometry*. Springer-Verlag New York, Inc. 2002.
- [9] J. Pach and J. Solymosi, Crossing patterns of segments. *J. Comb. Theory Ser. A* 96, 2 (Nov. 2001), 316-325.
- [10] J. Pach, R. Radoicic, G. Toth. Relaxing planarity for topological graphs, J. Akiyama, M. Kano (Eds.): *Discrete and Computational Geometry, Japanese Conference, JCDCG 2002, Tokyo, Japan, Lecture Notes in Computer Science, 2866, Springer, 2003, 221–232.*
- [11] Pach, J., Shahrokhi, F., and Szegedy, M. 1994. Applications of the crossing number. In *Proceedings of the Tenth Annual Symposium on Computational Geometry (Stony Brook, New York, United States, June 06 - 08, 1994)*. SCG '94. ACM, New York, NY, 198-202.
- [12] J. Pach and G. Tóth, Disjoint edges in topological graphs, in: *Combinatorial Geometry and Graph Theory (J. Akiyama et al., eds.)*, *Lecture Notes in Computer Science 3330*, Springer-Verlag, Berlin, 2005, 133–140.
- [13] J. Pach and G. Tóth, Which crossing number is it anyway?. *J. Comb. Theory Ser. B* 80, 2 (Nov. 2000), 225-246.
- [14] J. Pach, J. Töröcsik, Some Geometric Applications of Dilworth's Theorem. *Discrete & Computational Geometry* 12: 1-7 (1994)
- [15] G. Tardos, G. Tth: Crossing stars in topological graphs, *Japan Conference on Discrete and Computational Geometry 2004, Lecture Notes in Computer Science 3742* Springer-Verlag, Berlin, 184-197.
- [16] G. Tóth, 2000. Note on geometric graphs. *J. Comb. Theory Ser. A* 89, 1 (Jan. 2000), 126-132.
- [17] Toth, G. and Valtr, P. 1998 Geometric Graphs with Few Disjoint Edges. Technical Report. UMI Order Number: 98-22., Center for Discrete Mathematics & Theoretical Computer Science.
- [18] P. Valtr, Graph drawings with no k pairwise crossing edges, in: G. DiBattista (ed.), *Graph Drawing '97, Rome, September 1997*, pp. 205-218

Appendix

A Four disjoint edges

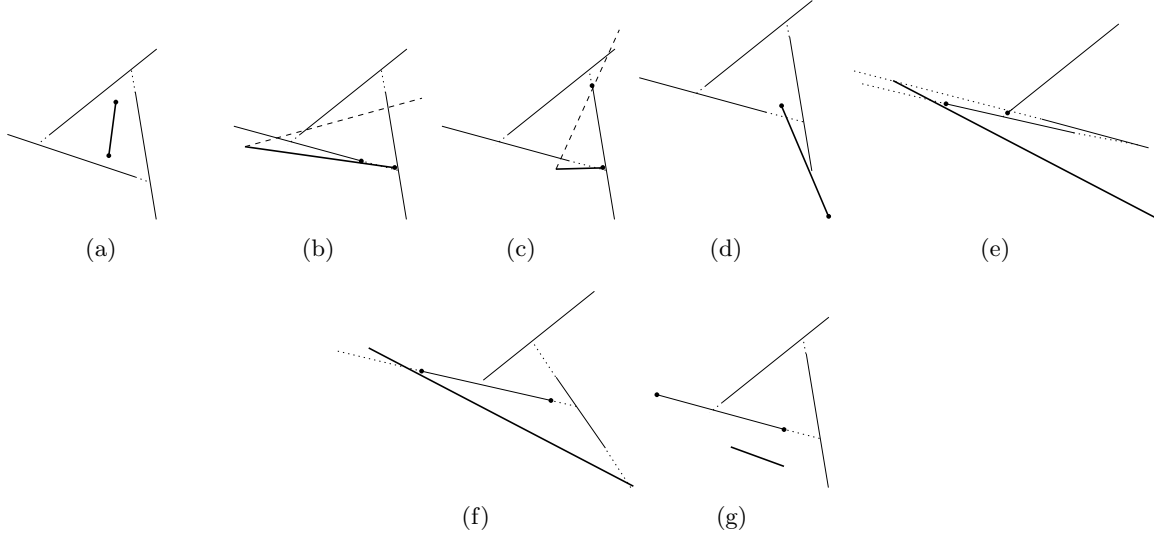


Figure 5: Possible configuration of 4 pairwise disjoint edges, the additional edge is bold, and good vertices are marked by small discs

Suppose that we have three pairwise disjoint edges in the plane, whose combinatorial configuration is that of the configuration in Figure 3(a). Let T denote the triangle we get by prolonging the edges until they hit another edge. In what follows we show that by adding additional edge to this configuration, so that all the edges remain pairwise disjoint, we obtain at least two good endpoints (as defined in the proof of Theorem 1.6).

There are three cases to check:

1. The additional edge is completely inside of the triangle T (see Figure 5(a)). The two good points are the endpoints of the additional edge.
2. The additional edge e has one endpoint in the inside the triangle T and the one outside of it. Clearly, the endpoint of e inside of T is a good endpoint. If the other endpoint of e is not good, we can easily see (see Figure 5(b), 5(c) and 5(d)), that one of the remaining endpoints is good.
3. The additional edge is completely outside of the triangle T . There are three cases to be checked (see Figure 5(e), 5(f) and 5(g)), according to where the lines through our segments meet.