

Duality, Polite Water-filling, and Optimization for MIMO B-MAC Interference Networks and iTree Networks

An Liu, Youjian (Eugene) Liu, Haige Xiang, Wu Luo

Abstract

This paper gives the long sought network version of water-filling named as polite water-filling. Unlike in single-user MIMO channels, where no one uses general purpose optimization algorithms in place of the simple and optimal water-filling for transmitter optimization, the traditional water-filling is generally far from optimal in networks as simple as MIMO multiaccess channels (MAC) and broadcast channels (BC), where steepest ascent algorithms have been used except for the sum-rate optimization. This is changed by the polite water-filling that is optimal for all boundary points of the capacity regions of MAC and BC and for all boundary points of a set of achievable regions of a more general class of MIMO B-MAC interference networks, which is a combination of multiple interfering broadcast channels, from the transmitter point of view, and multiaccess channels, from the receiver point of view, including MAC, BC, interference channels, X networks, and most practical wireless networks as special case. It is polite because it strikes an optimal balance between reducing interference to others and maximizing a link's own rate. Employing it, the related optimizations can be vastly simplified by taking advantage of the structure of the problems. Deeply connected to the polite water-filling, the rate duality is extended to the forward and reverse links of the B-MAC networks. As a demonstration, weighted sum-rate maximization algorithms based on polite water-filling and duality with superior performance and low complexity are designed for B-MAC networks and are analyzed for Interference Tree (iTree) Networks, a sub-class of the B-MAC networks that possesses promising properties for further information theoretic study.

The work was supported in part by NSFC Grant No.60972008, and in part by US-NSF Grant CCF-0728955 and ECCS-0725915. An Liu (Email: wendaol@pku.edu.cn), Haige Xiang, and Wu Luo are with the State Key Laboratory of Advanced Optical Communication Systems & Networks, School of EECS, Peking University, China. Youjian (Eugene) Liu is with the Department of Electrical, Computer, and Energy Engineering, University of Colorado at Boulder, USA. The corresponding author is Wu Luo.

Index Terms

Water-filling, Duality, MIMO, Interference Channel, One-hop Network, Transmitter Optimization,
Network Information Theory

I. INTRODUCTION

The transmitter optimization of networks is an important but hard problem due to non-convexity and the lack of understanding of the optimal input structure that can be taken advantage of. This paper provides a polite water-filling input structure that is optimal for MIMO multiaccess channels (MAC), broadcast channels (BC), and a set of achievable regions of a more general class of MIMO B-MAC interference networks, paving the way for efficient optimization algorithms.

A. System Setup

The paper considers the optimization of general one-hop multiple-input multiple-output (MIMO) interference networks, where each multi-antenna transmitter may send independent data to multiple receivers and each multi-antenna receiver may collect independent data from multiple transmitters. Consequently, the network is a combination of multiple interfering broadcast channels (BC), from the transmitter point of view, and multiaccess channels (MAC), from the receiver point of view, and thus is named the Broadcast-Multiaccess Channel (B-MAC), or the *B-MAC (Interference) Network*. It includes BC, MAC, interference channels [1]–[3], X channels [4], [5], X networks [6], and most practical communication networks, such as cellular networks, wireless LAN, cognitive radio networks, and digital subscriber line (DSL), as special cases. Therefore, optimization of such networks has both theoretical and practical impact.

We consider a set of achievable rate regions with the following assumptions. 1) The input distribution is circularly symmetric complex Gaussian¹; 2) The interference among the links are specified by any binary coupling matrices of zero and one that can be realized by some transmit and receive schemes. That is, after cancellation, the interference of a signal to a link is the product of an element of the coupling matrix, a channel matrix, and the signal; 3) Each signal is decoded at no more than one receiver. The reasons for considering the above setting are as follows. 1) The setting is optimal in terms of capacity region for MAC and BC and allows us to give the optimal input structure, polite water-filling structure, for all boundary points, which had been an open problem since the discovery of the water-filling structure of the sum-rate optimal point [7]–[9]; 2) The setting includes a wide range of interference management techniques as special cases, such as a) spatial interference reduction through beamforming matrices without

¹The circularly symmetric assumption will be relaxed in a future work.

interference cancellation, which becomes the spatial interference alignment at high SNR [4], [10]–[12]; b) some combination of interference cancellation using dirty paper coding (DPC) [13] at transmitters and MMSE plus successive interference cancellation (SIC) at receivers²; c) transmitter cooperation, where a transmitter cancel another transmitter’s signal using DPC when another transmitter’s signal is available through, e.g., an optical link between them; 3) The scenario that each signal is decoded at no more than one receiver is useful in practice where low complexity is desired and a receiver does not know the transmission schemes of interference from undesired transmitters; 4) Treating interference as noise is optimal in the weak interference regime [14]–[19] or is asymptotically optimal at high SNR in terms of degree of freedom for some cases, such as MIMO MAC, MIMO BC, two-user MIMO interference channel [20], and some of the MIMO X channels [5]; 5) Limiting to the above setting enables us to make progress towards the optimal solution. The results and insight serve as a stepping stone to more sophisticated design. For example, the extension to Han-Kobayashi scheme [2], [21], [22], where a signal may be decoded and cancelled at more than one receiver is discussed in Remark 5 and in future work at Section VI.

B. Single-user (Selfish) Water-filling

The optimization of B-MAC networks has been hindered by that beyond the full solution in the 1998 seminal work [23] on single antenna MAC, little is known about the Pareto optimal input structure of the achievable region. Thus, general purpose convex programming is employed to find the boundary points of a MAC/BC capacity region [24]. But it is desirable to exploit the structure of the problem to design more efficient algorithms that will work well for both convex and non-convex optimization of networks. For sum-rate maximization in MIMO MAC, a water-filling structure is discovered in [7]. For individual power constraints, it results in a simple iterative water-filling algorithm [7]. Using duality, the approach is modified for sum-rate maximization for BC [8], [9]. The above approach works because the sum-rate happens to look like a single-user rate and thus, cannot be used for the weighted sum-rate maximization. The approach in [8] is generalized for weighted sum-rate maximization with a single antenna at receivers [25], where the generalized water-filling structure no longer has a simple water-filling

²Certain combinations of DPC and SIC may result in partial cancellation and thus, are not included.

interpretation.

Directly applying single-user water-filling to networks is referred to as selfish water-filling here. It is well known to be far from optimal [26]–[28] because it does not control interference to others. Based on selfish water-filling, game-theoretic, distributed, and iterative algorithms have been well studied for DSL [26], [29]–[33], for MIMO interference channels, e.g., [34]–[37], and for multiaccess channels, e.g., [28]. The algorithms converge only under stringent conditions and the performance is not near optimal.

The importance of controlling interference to others has been recognized in literature, e.g., [11], [38]–[40]. But a systematic, general, and optimal method has not been found. In interference pricing method, each user maximizes its own utility minus the interference cost determined by the interference prices. With a proper choice of the interference price which can be reverse engineered from the KKT conditions, the interference pricing based method can find a stationary point of the sum utility maximization problem. Several monotonically convergent interference pricing algorithms have been proposed in [41]–[43] for the SISO/MISO interference channels, and the MIMO interference channel with single data stream transmission. Except for the SISO case, all these algorithms update each user's beam sequentially and exchange interference prices after each update³.

Consequently, the following problems have been open.

- In single-user MIMO channels, no one uses general purpose optimization algorithms for transmitter optimization because the simple water-filling is optimal. What is the optimal input structure for all boundary points of the MAC/BC capacity region? Does it resemble water-filling? Can it be used to design algorithms with much lower complexity and better performance than general purpose optimization algorithms.
- More ambitiously, one can ask the above questions for the B-MAC networks with respect to the achievable region defined above. What is the optimal method to control interference to others? Can we decompose a B-MAC network to multiple equivalent single-user channels so that the (distributed) optimization can be made easy?

³In contrast, the polite water-filling based algorithms presented in this paper take advantage of the structure of the optimal input, relative to the achievable regions, take care of interference to others using duality, and consider multiple data streams and various interference cancellation.

This paper gives an optimal network version of water-filling for the above problems. The optimality is relative to the capacity regions of MAB/BC and the achievable regions of the general B-MAC networks.

C. SINR and Rate Duality

In this paper, we extend the MAC-BC duality to the forward and reverse links of the B-MAC networks. The duality is deeply connected to the new water-filling structure and can be used to design efficient iterative algorithms. The extension is a simple consequence of the signal-to-interference-plus-noise power ratio (SINR) duality, which states that if a set of SINRs is achievable in the forward links, then the same SINRs can be achieved in the reverse links when the set of transmit and receive beamforming vectors are fixed and the roles of transmit and receive beams are exchanged. Thus, the optimization of the transmit vectors is equivalent to the optimization of the receive vectors in the reverse links, which has lower complexity. The SINR duality between MAC and BC was found in [44]. Alternating optimization based on it has been employed in [45]–[51]. In [52], the SINR duality is extended to any one-hop MIMO networks with linear beamformers.

The MAC-BC rate duality has been established in [53]–[56]. The forward link BC and reverse link MAC have the same capacity region and the dual input covariance matrices can be calculated by different transformations. In [54], the covariance transformation is derived based on the flipped channel and achieves the same rates as the forward links with equal or less power. The transformation cannot be calculated sequentially in general B-MAC networks, unless there is no loops in the interference graphs as discussed later. The MAC-BC duality can also be derived from the SINR duality as shown in [55], where a different covariance transformation is calculated from the MMSE receive beams and the SINR duality. Such a transformation achieves equal or higher rates than the forward links under the same sum power and can be easily generalized to B-MAC networks as followed in this paper. The above MAC-BC duality assumes sum power constraint. It can be generalized to a single linear constraint using minimax duality and SINR duality [57], [58]. Efficient interior point methods have been applied to solve optimizations of MAC or BC with multiple linear constraints in [59], [60]. Exploiting the polite water-filling structure is expected to produce more efficient algorithms that also work for the more general B-MAC networks as discussed later.

D. Contributions

The following is an overview of the contributions of this paper.

- *Duality*: As a simple consequence of the SINR duality, we show that the forward and reverse links of B-MAC networks have the same achievable rate regions in Section III-A. The dual input covariance matrices are obtained from a transformation based on the MMSE filtering and the SINR duality. Unlike the covariance transformation in [54], which achieves the same rate as the forward links but with equal or less power and cannot be calculated sequentially for general B-MAC networks, the transformation in this paper achieves equal or larger rates with the same power and can be calculated easily for general B-MAC networks. We show that the two transformation coincide at the Pareto rate points.
- *Polite Water-filling*: The long sought network version of water-filling for *all* the Pareto optimal input of the achievable rate region of the B-MAC networks is found in Section III-B. Different from the traditional selfish water-filling, the polite water-filling strikes an *optimal* balance between reducing interference to others and maximizing a link's own rate in a beautifully symmetric form. Conceptually, it tells us that the optimal method to control the interference to others is through optimal pre-whitening of the channel. It offers an elegant method to decompose a network into multiple equivalent single-user channels and thus, paves the way for designing/improving low-complexity centralized or distributed/game-theoretic algorithms for related optimization problems, e.g., those in [4], [11], [26]–[28], [34], [48], [61]. The polite water-filling has the following structure. Consider link l with channel matrix $\mathbf{H}_{l,l}$ and Pareto optimal input covariance matrix Σ_l . The equivalent input covariance matrix $\mathbf{Q}_l \triangleq \hat{\Omega}_l^{1/2} \Sigma_l \hat{\Omega}_l^{1/2}$ is found to be the water-filling of the pre- and post-whitened equivalent channel $\bar{\mathbf{H}}_l = \Omega_l^{-1/2} \mathbf{H}_{l,l} \hat{\Omega}_l^{-1/2}$, where Ω_l is the interference-plus-noise covariance of the forward link, used to avoid interference from others. The physical meaning of $\hat{\Omega}_l$, used to control interference to others, is two folded. In terms of the reverse link, it is the interference-plus-noise covariance resulted from the optimal dual input. In terms of the forward link, it is the Lagrangian penalty for causing interference to other links. The deep connection to duality is that the optimal Lagrange multipliers work out beautifully to be the optimal dual reverse link powers.
- *Extension to Single Linear Constraint*: We show that all results in the paper, including

duality, polite water-filling structure, and algorithms, can be generalized from the case of a sum power constraint and white noise to the case of a single linear constraint and colored noise in Section III-C. As discussed in Section VI, the single linear constraint result can be extended to handle multiple linear constraints, which arise in individual power constraints, per-antenna power constraints, and interference reduction to primary users in cognitive radios [57], [59], [60].

- *Weighted Sum-Rate Maximization:* In Section IV, highly efficient weighted sum-rate maximization algorithms are designed to illustrate the power of the polite water-filling.
- *iTree Networks:* The optimization for B-MAC networks is not convex in general. To analyze the algorithms and to provide a monotonically converging algorithm, we introduce the Interference Tree (iTree) Networks, in Section IV-B. For a fixed interference cancellation scheme, iTree networks are B-MAC networks that do not have any directional loops in the interference graphs. It appears to be a logical extension of MAC and BC. An approach to making progress in network information theory is to study special cases such as deterministic channels [21], [62] and degree of freedom [5], [21], [63] in order to gain insight. iTree networks looks promising in this sense.

The rest of the paper is organized as follows. Section II defines the achievable rate region and summarizes the preliminaries. Section III presents the theoretical results on the duality and polite water-filling. As an application, polite water-filling is applied to weighted sum-rate maximization in Section IV, where iTree networks is introduced for the optimality analysis. The performance of the algorithms is verified by simulation in Section V. The results of the paper provides insight into more general problems. They are discussed in Section VI along with the conclusions.

II. SYSTEM MODEL AND PRELIMINARIES

We first define the achievable rate region, followed by a summary of the SINR duality in [52]. We use $\|\cdot\|$ for L_2 norm and $\|\cdot\|_1$ for L_1 norm. The complex gradient of a real function will be used extensively and is defined as follows. Define $f(\mathbf{Z}) : \mathbb{C}^{M \times N} \rightarrow \mathbb{R}$. The extension of the results in [64] gives the gradient of $f(\mathbf{Z})$ over \mathbf{Z} as

$$\nabla_{\mathbf{Z}} f \triangleq \left(\frac{df(\mathbf{Z})}{d\mathbf{Z}} \right)^*$$

where $\frac{df(\mathbf{Z})}{d\mathbf{Z}} \in \mathbb{C}^{M \times N}$ is defined as

$$\frac{df(\mathbf{Z})}{d\mathbf{Z}} = \begin{bmatrix} \frac{\partial f}{\partial z_{1,1}} & \cdots & \frac{\partial f}{\partial z_{1,N}} \\ \vdots & & \vdots \\ \frac{\partial f}{\partial z_{M,1}} & \cdots & \frac{\partial f}{\partial z_{M,N}} \end{bmatrix},$$

and $z_{i,j} = x_{i,j} + jy_{i,j}$, $\frac{\partial f}{\partial z_{i,j}} = \frac{1}{2} \frac{\partial f}{\partial x_{i,j}} - \frac{j}{2} \frac{\partial f}{\partial y_{i,j}}$, $\forall i, j$. If \mathbf{Z} is Hermitian, it can be proved that the above formula can be used without change by treating the entries in \mathbf{Z} as independent variables.

A. Definition of the Achievable Rate Region

We consider the general one-hop MIMO interference networks named B-MAC networks, where each transmitter may have independent data for different receivers and each receiver may want independent data from different transmitters. There are L data links. Assume the set of physical transmitter labels is $\mathcal{T} = \{\text{TX}_1, \text{TX}_2, \text{TX}_3, \dots\}$ and the set of physical receiver labels is $\mathcal{R} = \{\text{RX}_1, \text{RX}_2, \text{RX}_3, \dots\}$. Define transmitter T_l of link l as a mapping from l to link l 's physical transmitter label in \mathcal{T} . Define receiver R_l as a mapping from l to link l 's physical receiver label in \mathcal{R} . For example, in a 2-user MAC with two links, the sets are $\mathcal{T} = \{\text{TX}_1, \text{TX}_2\}$, $\mathcal{R} = \{\text{RX}_1\}$. And the mappings could be $T_1 = \text{TX}_1$, $T_2 = \text{TX}_2$, $R_1 = \text{RX}_1$, $R_2 = \text{RX}_1$. The numbers of antennas at T_l and R_l are L_{T_l} and L_{R_l} respectively. The received signal at R_l is

$$\mathbf{y}_l = \sum_{k=1}^L \mathbf{H}_{l,k} \mathbf{x}_k + \mathbf{w}_l, \quad (1)$$

where $\mathbf{x}_k \in \mathbb{C}^{L_{T_k} \times 1}$ is the transmit signal of link k and is assumed to be circularly symmetric complex Gaussian (CSCG); $\mathbf{H}_{l,k} \in \mathbb{C}^{L_{R_l} \times L_{T_k}}$ is the channel matrix between T_k and R_l ; and $\mathbf{w}_l \in \mathbb{C}^{L_{R_l} \times 1}$ is a CSCG noise vector with zero mean and identity covariance matrix.

To handle a wide range of interference cancellation, we define a coupling matrix $\Phi \in \{0, 1\}^{L \times L}$ as a result of some interference cancellation scheme. It specifies whether interference is completely cancelled or treated as noise: if \mathbf{x}_k , after interference cancellation, still causes interference to \mathbf{x}_l , $\Phi_{l,k} = 1$ and otherwise, $\Phi_{l,k} = 0$.

Remark 1. The coupling matrices valid for the results of this paper are those for which there exists a transmission and receiving scheme such that each signal is decoded (and possibly cancelled) at no more than one receiver, because in the achievable rate region defined later, a rate is

determined by one equivalent channel. Future extension to the Han-Kobayashi scheme where a common message may be decoded by multiple receivers is discussed in Remark 5.

We give examples of valid coupling matrices. For a BC (MAC) employing DPC (SIC) where the l^{th} link is the l^{th} one to be encoded (decoded), the coupling matrix is given by $\Phi_{l,k} = 0, \forall k \leq l$ and $\Phi_{l,k} = 1, \forall k > l$. Fig. 1 illustrates a B-MAC network employing DPC and SIC. The first receiver labeled by R_1/R_2 is the intended receiver for \mathbf{x}_1 and \mathbf{x}_2 and the second receiver labeled by R_3 is the intended receiver for \mathbf{x}_3 . Therefore, \mathbf{x}_1 and \mathbf{x}_2 is only decoded at R_1/R_2 and \mathbf{x}_3 is only decoded at R_3 . The following $\Phi^a, \Phi^b, \Phi^c, \Phi^d$ are valid coupling matrices for link 1, 2, 3 under the corresponding encoding and decoding orders: *a.* \mathbf{x}_3 is encoded after \mathbf{x}_2 and \mathbf{x}_2 is decoded after \mathbf{x}_1 ; *b.* \mathbf{x}_2 is encoded after \mathbf{x}_3 and \mathbf{x}_2 is decoded after \mathbf{x}_1 ; *c.* \mathbf{x}_3 is encoded after \mathbf{x}_2 and \mathbf{x}_1 is decoded after \mathbf{x}_2 ; *d.* There is no interference cancellation.

$$\Phi^a = \begin{bmatrix} 0 & 1 & 1 \\ 0 & 0 & 1 \\ 1 & 0 & 0 \end{bmatrix}, \Phi^b = \begin{bmatrix} 0 & 1 & 1 \\ 0 & 0 & 0 \\ 1 & 1 & 0 \end{bmatrix},$$

$$\Phi^c = \begin{bmatrix} 0 & 0 & 1 \\ 1 & 0 & 1 \\ 1 & 0 & 0 \end{bmatrix}, \Phi^d = \begin{bmatrix} 0 & 1 & 1 \\ 1 & 0 & 1 \\ 1 & 1 & 0 \end{bmatrix}.$$

We give the details on how to obtain the coupling matrix Φ^c . At R_1/R_2 , because \mathbf{x}_1 is decoded after \mathbf{x}_2 , we have $\Phi_{1,2}^c = 0$ and $\Phi_{2,1}^c = 1$. The interference between \mathbf{x}_1 and \mathbf{x}_3 can not be cancelled by DPC or SIC and thus $\Phi_{1,3}^c = 1$ and $\Phi_{3,1}^c = 1$. Note that R_3 is not allowed to decode \mathbf{x}_2 . The interference from \mathbf{x}_2 to \mathbf{x}_3 is cancelled by DPC at the transmitter T_2/T_3 rather than by SIC at the receiver R_3 . Therefore, we have $\Phi_{2,3}^c = 1$ and $\Phi_{3,2}^c = 0$.

Remark 2. Some combination of encoding and decoding orders for DPC and SIC may result in partial interference cancellation that can not be described by the coupling matrix of 0's and 1's. For example, in Fig. 1, if \mathbf{x}_2 is encoded after \mathbf{x}_3 and \mathbf{x}_1 is decoded after \mathbf{x}_2 , the receiver R_1/R_2 can decode the data embedded in \mathbf{x}_2 but can only reconstruct a signal that is a function of both \mathbf{x}_2 and \mathbf{x}_3 due to the subtlety in DPC, resulting in partial cancellation [4], [65]. One may employ the results in this paper to obtain the inner/outer bounds of the achieved rates using pessimistic/optimistic coupling matrices. For example, a pessimistic coupling matrix can assume none of \mathbf{x}_2 and \mathbf{x}_3 is cancelled, and an optimistic coupling matrix can assume both \mathbf{x}_2 and \mathbf{x}_3

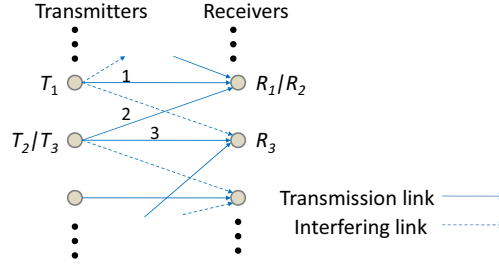


Figure 1. Example of a B-MAC network

are cancelled. It is an interesting future research to design coding techniques to fully cancel the interference from both \mathbf{x}_2 and \mathbf{x}_3 to \mathbf{x}_1 .

The achievable rate region in this paper refers to the following. Note that $\Phi_{l,l} = 0$ by definition. The interference-plus-noise of the l^{th} link is $\sum_{k=1}^L \Phi_{l,k} \mathbf{H}_{l,k} \mathbf{x}_k + \mathbf{w}_l$, whose covariance matrix is

$$\Omega_l = \mathbf{I} + \sum_{k=1}^L \Phi_{l,k} \mathbf{H}_{l,k} \Sigma_k \mathbf{H}_{l,k}^\dagger, \quad (2)$$

where Σ_k is the covariance matrix of \mathbf{x}_k . We denote all the covariance matrices as $\Sigma_{1:L} = (\Sigma_1, \Sigma_2, \dots, \Sigma_L)$. Then the mutual information (rate) of link l is given by [66]

$$\mathcal{I}_l(\Sigma_{1:L}, \Phi) = \log \left| \mathbf{I} + \mathbf{H}_{l,l} \Sigma_l \mathbf{H}_{l,l}^\dagger \Omega_l^{-1} \right|. \quad (3)$$

Definition 1. The *Achievable Rate Region* with a fixed coupling matrix Φ and sum power constraint P_T is defined as

$$\mathcal{R}_\Phi(P_T) \triangleq \bigcup_{\Sigma_{1:L}: \sum_{l=1}^L \text{Tr}(\Sigma_l) \leq P_T} \{ \mathbf{r} \in \mathbb{R}_+^L : r_l \leq \mathcal{I}_l(\Sigma_{1:L}, \Phi), 1 \leq l \leq L \}. \quad (4)$$

Assuming the sum power constraint is the necessary first step for more complicated cases. It has its own theoretical value and the result can be used for individual power constraints and the more general multiple linear constraints as discussed in Section III-C and VI.

Definition 2. If $[\mathcal{I}_l(\Sigma_{1:L}, \Phi)]_{l=1:L}$ is a Pareto rate point of $\mathcal{R}_\Phi(P_T)$, the input covariance matrices $\Sigma_{1:L}$ are said to be *Pareto optimal*.

A bigger achievable rate region can be defined by the convex closure of $\bigcup_{\Phi \in \Xi} \mathcal{R}_{\Phi}(P_T)$, where Ξ is a set of valid coupling matrices. For example, if DPC and/or SIC are employed, Ξ can be a set of valid coupling matrices corresponding to various encoding and/or decoding orders. In this paper, we focus on a fixed coupling matrix Φ , which is the basis to study the bigger regions. The optimal coupling matrix Φ , or equivalently, the optimal encoding and/or decoding order of the weighted sum-rate maximization problem is partially characterized in Section IV-A.

The coupling matrix setup implies successive decoding and cancellation. If there is no interference cancellation at the transmitters, employing joint decoding at each receiver does not enlarge the achievable regions that we consider, where one message is decoded at no more than one receiver. The reason is as follows. For B-MAC networks with any given set of input covariance matrices, after isolating a MAC at a receiver from the network, the time sharing of different decoding orders achieves the same region as that of joint decoding [67]. And this is achieved without changing the interference to others because the transmission covariance matrices are not changed. The performance gain of joint decoding over that of SIC in general cases will be studied in future works.

The above definition ensures the following.

Theorem 1. *For each boundary point \mathbf{r} of $\mathcal{R}_{\Phi}(P_T)$, there is no $\mathbf{r}' \in \mathcal{R}_{\Phi}(P_T)$ satisfying $\mathbf{r}' \geq \mathbf{r}$ and $\exists k$, s.t. $r'_k > r_k$, i.e., all boundary points of $\mathcal{R}_{\Phi}(P_T)$ are strong Pareto optimums.*

The proof is given in Appendix A.

In Section III, we establish a rate duality between the achievable rate regions of the forward and reverse links. The reverse links are obtained by reversing the directions of the forward links and replacing the channel matrices by their conjugate transposes. The coupling matrix for the reverse links is the transpose of that for the forward links. We use the notation $\hat{\cdot}$ to denote the terms in the reverse links. The interference-plus-noise covariance matrix of reverse link l is

$$\hat{\Omega}_l = \mathbf{I} + \sum_{k=1}^L \Phi_{k,l} \mathbf{H}_{k,l}^{\dagger} \hat{\Sigma}_k \mathbf{H}_{k,l}. \quad (5)$$

And the rate of reverse link l is given by $\hat{\mathcal{L}}_l(\hat{\Sigma}_{1:L}, \Phi^T) = \log \left| \mathbf{I} + \mathbf{H}_{l,l}^{\dagger} \hat{\Sigma}_l \mathbf{H}_{l,l} \hat{\Omega}_l^{-1} \right|$. For a fixed Φ^T , the achievable rate region for the reverse links is defined as:

$$\hat{\mathcal{R}}_{\Phi^T}(P_T) \triangleq \bigcup_{\hat{\Sigma}_{1:L}: \sum_{l=1}^L \text{Tr}(\hat{\Sigma}_l) \leq P_T} \left\{ \hat{\mathbf{r}} \in \mathbb{R}_+^L : \hat{r}_l \leq \hat{\mathcal{I}}_l \left(\hat{\Sigma}_{1:L}, \Phi^T \right), 1 \leq l \leq L \right\}. \quad (6)$$

B. SINR Duality for MIMO B-MAC Networks

The above achievable rate region can be achieved by the following spatial multiplexing scheme.

Definition 3. The *Decomposition of a MIMO Link to Multiple SISO Data Streams* is defined as, for link l and any $M_l \geq \text{Rank}(\Sigma_l)$, where the physical meaning of M_l is the number of SISO data streams for link l , finding a precoding matrix $\mathbf{T}_l = [\sqrt{p_{l,1}}\mathbf{t}_{l,1}, \dots, \sqrt{p_{l,M_l}}\mathbf{t}_{l,M_l}]$ satisfying

$$\Sigma_l = \mathbf{T}_l \mathbf{T}_l^\dagger = \sum_{m=1}^{M_l} p_{l,m} \mathbf{t}_{l,m} \mathbf{t}_{l,m}^\dagger, \quad (7)$$

where $\mathbf{t}_{l,m} \in \mathbb{C}^{L_{T_l} \times 1}$ is a transmit vector with $\|\mathbf{t}_{l,m}\| = 1$; and $\mathbf{p} = [p_{1,1}, \dots, p_{1,M_1}, \dots, p_{L,1}, \dots, p_{L,M_L}]^T$ are the transmit powers.

Note that the precoding matrix always exists but is not unique because $\mathbf{T}'_l = \mathbf{T}_l \mathbf{V}$ with unitary $\mathbf{V} \in \mathbb{C}^{M_l \times M_l}$ also gives the same covariance matrix in (7). Without loss of generality, we assume the intra-signal decoding order is that the m^{th} stream is the m^{th} to be decoded and cancelled. The receive vector $\mathbf{r}_{l,m} \in \mathbb{C}^{L_{R_l} \times 1}$ for the m^{th} stream of link l is obtained by the MMSE filtering as

$$\mathbf{r}_{l,m} = \alpha_{l,m} \left(\sum_{i=m+1}^{M_l} \mathbf{H}_{l,l} p_{l,i} \mathbf{t}_{l,i} \mathbf{t}_{l,i}^\dagger \mathbf{H}_{l,l}^\dagger + \Omega_l \right)^{-1} \mathbf{H}_{l,l} \mathbf{t}_{l,m}, \quad (8)$$

where $\alpha_{l,m}$ is chosen such that $\|\mathbf{r}_{l,m}\| = 1$. This is referred to as MMSE-SIC receiver.

For each stream, one can calculate its SINR and rate. For convenience, define the collections of transmit and receive vectors as

$$\mathbf{T} = [\mathbf{t}_{l,m}]_{m=1, \dots, M_l, l=1, \dots, L}, \quad (9)$$

$$\mathbf{R} = [\mathbf{r}_{l,m}]_{m=1, \dots, M_l, l=1, \dots, L}. \quad (10)$$

Define the $\left(\sum_{i=1}^{l-1} M_i + m\right)^{\text{th}}$ row and $\left(\sum_{i=1}^{k-1} M_i + n\right)^{\text{th}}$ column of a cross-talk matrix $\Psi(\mathbf{T}, \mathbf{R}) \in \mathbb{R}_+^{\sum_l M_l \times \sum_l M_l}$ [48] as

$$\Psi_{l,m}^{k,n} = \begin{cases} 0 & k = l \text{ and } m \geq n, \\ \left| \mathbf{r}_{l,m}^\dagger \mathbf{H}_{l,l} \mathbf{t}_{l,n} \right|^2 & k = l, \text{ and } m < n, \\ \Phi_{l,k} \left| \mathbf{r}_{l,m}^\dagger \mathbf{H}_{l,k} \mathbf{t}_{k,n} \right|^2 & \text{otherwise.} \end{cases} \quad (11)$$

Then the SINR and the rate for the m^{th} stream of link l can be expressed as

$$\gamma_{l,m}(\mathbf{T}, \mathbf{R}, \mathbf{p}) = \frac{p_{l,m} \left| \mathbf{r}_{l,m}^\dagger \mathbf{H}_{l,l} \mathbf{t}_{l,m} \right|^2}{1 + \sum_{k=1}^L \sum_{n=1}^{M_k} p_{k,n} \Psi_{l,m}^{k,n}}, \quad (12)$$

$$r_{l,m}(\mathbf{T}, \mathbf{R}, \mathbf{p}) = \log(1 + \gamma_{l,m}(\mathbf{T}, \mathbf{R}, \mathbf{p})). \quad (13)$$

Such decomposition of data to streams with MMSE-SIC receiver is information lossless.

Fact 1. *The mutual information in (3) is achieved by the MMSE-SIC receiver [68], i.e., it is equal to the sum-rate of all streams of link l :*

$$\begin{aligned} r_l^s &\triangleq \sum_{m=1}^{M_l} r_{l,m}(\mathbf{T}, \mathbf{R}, \mathbf{p}) \\ &= \mathcal{I}_l(\Sigma_{1:L}, \Phi). \end{aligned} \quad (14)$$

In the reverse links, we can obtain SINRs using \mathbf{R} as transmit vectors and \mathbf{T} as receive vectors. The transmit powers is denoted as $\mathbf{q} = [q_{1,1}, \dots, q_{1,M_1}, \dots, q_{L,1}, \dots, q_{L,M_L}]^T$. The decoding order of the streams within a link is the opposite to that of the forward link, i.e., the m^{th} stream is the m^{th} last to be decoded and cancelled. Then the SINR for the m^{th} stream of reverse link l is

$$\hat{\gamma}_{l,m}(\mathbf{R}, \mathbf{T}, \mathbf{q}) = \frac{q_{l,m} \left| \mathbf{t}_{l,m}^\dagger \mathbf{H}_{l,l}^\dagger \mathbf{r}_{l,m} \right|^2}{1 + \sum_{k=1}^L \sum_{n=1}^{M_k} q_{k,n} \Psi_{k,n}^{l,m}}. \quad (15)$$

For simplicity, we will use $\{\mathbf{T}, \mathbf{R}, \mathbf{p}\}$ ($\{\mathbf{R}, \mathbf{T}, \mathbf{q}\}$) to denote the transmission and reception strategy described above in the forward (reverse) links.

The achievable SINR regions of the forward and reverse links are the same. Define the achievable SINR regions $\mathcal{T}_{\Phi}(P_T)$ and $\hat{\mathcal{T}}_{\Phi^T}(P_T)$ as the set of all SINRs that can be achieved under the sum power constraint P_T in the forward and reverse links respectively. For given set of SINR values $\gamma^0 = [\gamma_{l,m}^0]_{m=1,\dots,M_l,l=1,\dots,L}$, define a diagonal matrix $\mathbf{D}(\mathbf{T}, \mathbf{R}, \gamma^0) \in \mathbb{R}_+^{\sum_l M_l \times \sum_l M_l}$ being a function of \mathbf{T}, \mathbf{R} and γ^0 , where the $(\sum_{i=1}^{l-1} M_i + m)^{\text{th}}$ diagonal element is given by

$$\mathbf{D}_{\sum_{i=1}^{l-1} M_i + m, \sum_{i=1}^{l-1} M_i + m} = \gamma_{l,m}^0 / \left| \mathbf{r}_{l,m}^\dagger \mathbf{H}_{l,l} \mathbf{t}_{l,m} \right|^2. \quad (16)$$

We restate the SINR duality, e.g. [52], as follows.

Lemma 1. *If a set of SINRs γ^0 is achieved by the transmission and reception strategy $\{\mathbf{T}, \mathbf{R}, \mathbf{p}\}$ with $\|\mathbf{p}\|_1 = P_T$ in the forward links, then γ^0 is also achievable in the reverse links with $\{\mathbf{R}, \mathbf{T}, \mathbf{q}\}$, where the reverse transmit power vector \mathbf{q} satisfies $\|\mathbf{q}\|_1 = P_T$ and is given by*

$$\mathbf{q} = (\mathbf{D}^{-1}(\mathbf{T}, \mathbf{R}, \gamma^0) - \Psi^T(\mathbf{T}, \mathbf{R}))^{-1} \mathbf{1}. \quad (17)$$

And thus, one has $\mathcal{T}_{\Phi}(P_T) = \hat{\mathcal{T}}_{\Phi^T}(P_T)$.

III. THEORY

In this section, we first establish a rate duality as a simple consequence of the SINR duality in [52]. Then the polite water-filling structure and properties of the Pareto optimal input are characterized. Finally, we discuss the extension from the sum power constraint and white noise to a single linear constraint and colored noise.

A. A Rate Duality for B-MAC Networks

The rate duality is a simple consequence of the SINR duality.

Theorem 2. *The achievable rate regions of the forward and reverse links of a B-MAC network defined in (4) and (6) respectively are the same, i.e., $\mathcal{R}_{\Phi}(P_T) = \hat{\mathcal{R}}_{\Phi^T}(P_T)$.*

Proof: For any rate point \mathbf{r} in the region $\mathcal{R}_{\Phi}(P_T)$ achieved by the input covariance matrices $\Sigma_{1:L}$, the covariance transformation defined below can be used to obtain $\hat{\Sigma}_{1:L}$ such that a reverse link rate point $\hat{\mathbf{r}} \geq \mathbf{r}$ under the same sum power constraint P_T can be achieved, according to Lemma 2. The same is true for the reverse links. Therefore, we have $\mathcal{R}_{\Phi}(P_T) = \hat{\mathcal{R}}_{\Phi^T}(P_T)$. ■

Definition 4. Let $\Sigma_l = \sum_{m=1}^{M_l} p_{l,m} \mathbf{t}_{l,m} \mathbf{t}_{l,m}^\dagger$, $l = 1, \dots, L$ be a decomposition of $\Sigma_{1:L}$. Compute the MMSE-SIC receive vectors \mathbf{R} from (8) and the reverse transmit powers \mathbf{q} from (17). The *Covariance Transformation* from $\Sigma_{1:L}$ to $\hat{\Sigma}_{1:L}$ is defined as

$$\hat{\Sigma}_l = \sum_{m=1}^{M_l} q_{l,m} \mathbf{r}_{l,m} \mathbf{r}_{l,m}^\dagger, l = 1, \dots, L. \quad (18)$$

Lemma 2. For any input covariance matrices $\Sigma_{1:L}$ satisfying the sum power constraint P_T and achieving a rate point $\mathbf{r} \in \mathcal{R}_\Phi(P_T)$, its covariance transformation $\hat{\Sigma}_{1:L}$ achieves a rate point $\hat{\mathbf{r}} \geq \mathbf{r}$ in the reverse links under the same sum power constraint.

Proof: According to fact 1, \mathbf{r} is achieved by the transmission and reception strategy $\{\mathbf{T}, \mathbf{R}, \mathbf{p}\}$ with $\|\mathbf{p}\|_1 = \sum_{l=1}^L \text{Tr}(\Sigma_l)$. It follows from Lemma 1 that $\{\mathbf{R}, \mathbf{T}, \mathbf{q}\}$ with $\|\mathbf{q}\|_1 = \sum_{l=1}^L \text{Tr}(\Sigma_l)$ can also achieve the same rate point \mathbf{r} in the reverse links. Because \mathbf{T} may not be the optimal MMSE-SIC receive vectors, the reverse link rates may be improved with a better receiver to obtain $\hat{\mathbf{r}} \geq \mathbf{r}$. ■

The following corollary follows immediately from Lemma 2 and Theorem 2.

Corollary 1. For any input covariance matrices $\Sigma_{1:L}$ achieving a Pareto rate point, its covariance transformation $\hat{\Sigma}_{1:L}$ achieves the same Pareto rate point in the reverse links.

The following makes connection of the covariance transformation (18) to the existing ones. First, it is essentially the same as the MAC-BC transformations in [57] and [69]. The difference is that we do not specify the decomposition of Σ_l in (7), while two particular decompositions are used in [57] and [69]. Second, the MAC-BC transformation in [54] is equivalent to the covariance transformation in (18) at the Pareto rate point.

Theorem 3. For any input covariance matrices $\Sigma_{1:L}$ achieving a Pareto rate point, its covariance transformation $\hat{\Sigma}_{1:L}$ produced by (18) is the same as that produced by the MAC-BC transformation in [54], i.e.,

$$\hat{\Sigma}_l = \Omega_l^{-1/2} \mathbf{F}_l \mathbf{G}_l^\dagger \hat{\Omega}_l^{1/2} \Sigma_l \hat{\Omega}_l^{1/2} \mathbf{G}_l \mathbf{F}_l^\dagger \Omega_l^{-1/2}, l = 1, \dots, L, \quad (19)$$

where $\mathbf{F}_l \in \mathbb{C}^{L_{R_l} \times N_l}$, $\mathbf{G}_l \in \mathbb{C}^{L_{T_l} \times N_l}$ are obtained by the thin singular value decomposition (SVD): $\Omega_l^{-1/2} \mathbf{H}_{l,l} \hat{\Omega}_l^{-1/2} = \mathbf{F}_l \mathbf{\Delta}_l \mathbf{G}_l^\dagger$; and N_l is the rank of $\mathbf{H}_{l,l}$.

Proof: The proof relies on Theorem 5 in Section III-B, which states that at the Pareto rate point, both $\Sigma_{1:L}$ and its covariance transformation $\hat{\Sigma}_{1:L}$ satisfy the polite water-filling structure as in (28) and (29) respectively. Then we have

$$\begin{aligned}\Omega_l^{1/2} \hat{\Sigma}_l \Omega_l^{1/2} &= \mathbf{F}_l \mathbf{D}_l \mathbf{F}_l^\dagger \\ &= \mathbf{F}_l \mathbf{G}_l^\dagger \mathbf{G}_l \mathbf{D}_l \mathbf{G}_l^\dagger \mathbf{G}_l \mathbf{F}_l^\dagger \\ &= \mathbf{F}_l \mathbf{G}_l^\dagger \hat{\Omega}_l^{1/2} \Sigma_l \hat{\Omega}_l^{1/2} \mathbf{G}_l \mathbf{F}_l^\dagger.\end{aligned}$$

where the first and last equations follow from (28) and (29) respectively. \blacksquare

Remark 3. The above two transformations are different at the inner point. The transformation in (18) keeps the sum transmit power unchanged while not decreasing the achievable rate, while the MAC-BC transformation in [54] keeps the achievable rate the same while not increasing the sum transmit power. Furthermore, the extension of MAC-BC transformation in [54] to B-MAC networks can only be sequentially calculated for iTTree networks defined in Section IV-B.

B. Characterization of the Pareto Optimal Input

We show that the Pareto optimal input covariance matrices have a *polite water-filling structure* defined below. It generalizes the well known single-user water-filling solution to networks.

Definition 5. Given input covariance matrices $\Sigma_{1:L}$, obtain its covariance transformation $\hat{\Sigma}_{1:L}$ by (18) and calculate the interference-plus-noise covariance matrices $\Omega_{1:L}$ and $\hat{\Omega}_{1:L}$. For each link l , pre- and post- whiten the channel $\mathbf{H}_{l,l}$ to produce an equivalent single-user channel $\bar{\mathbf{H}}_l = \Omega_l^{-1/2} \mathbf{H}_{l,l} \hat{\Omega}_l^{-1/2}$. Define $\mathbf{Q}_l \triangleq \hat{\Omega}_l^{1/2} \Sigma_l \hat{\Omega}_l^{1/2}$ as the equivalent input covariance matrix of the link l . The input covariance matrix Σ_l is said to possess a *polite water-filling structure* if \mathbf{Q}_l is a water-filling over $\bar{\mathbf{H}}_l$, i.e.,

$$\begin{aligned}\mathbf{Q}_l &= \mathbf{G}_l \mathbf{D}_l \mathbf{G}_l^\dagger, \\ \mathbf{D}_l &= (\nu_l \mathbf{I} - \Delta_l^{-2})^+, \end{aligned} \tag{20}$$

where $\nu_l \geq 0$ is the *polite water-filling level*; the equivalent channel $\bar{\mathbf{H}}_l$'s thin singular value decomposition (SVD) is $\bar{\mathbf{H}}_l = \mathbf{F}_l \Delta_l \mathbf{G}_l^\dagger$, where $\mathbf{F}_l \in \mathbb{C}^{L_{Rl} \times N_l}$, $\mathbf{G}_l \in \mathbb{C}^{L_{Tl} \times N_l}$, $\Delta_l \in \mathbb{R}_{++}^{N_l \times N_l}$; and $N_l = \text{Rank}(\mathbf{H}_{l,l})$. $\Sigma_{1:L}$ is said to possess the *polite water-filling structure* if all Σ_l 's do.

For B-MAC, the polite water-filling structure is proved by observing that the Pareto optimal input covariance matrix for each link is the solution of some single-user optimization problem. We use the notation $\tilde{\cdot}$ to denote the Pareto optimal variables. Without loss of generality, assume that $\tilde{\Sigma}_l = \sum_{m=1}^{M_l} \tilde{p}_{l,m} \tilde{\mathbf{t}}_{l,m} \tilde{\mathbf{t}}_{l,m}^\dagger$, $l = 1, \dots, L$, where $\tilde{p}_{l,m} > 0$, $\forall l, m$, achieves a Pareto rate point $\left[\tilde{\mathcal{I}}_l > 0 \right]_{l=1, \dots, L}$ and $\tilde{\tilde{\Sigma}}_l = \sum_{m=1}^{M_l} \tilde{q}_{l,m} \tilde{\mathbf{r}}_{l,m} \tilde{\mathbf{r}}_{l,m}^\dagger$, $l = 1, \dots, L$ are the corresponding covariance transformation. The corresponding interference-plus-noise covariance matrices are denoted as $\tilde{\Omega}_l$ and $\tilde{\tilde{\Omega}}_l$. Then it can be proved by contradiction that $\tilde{\Sigma}_l$ is the solution of the following single-user optimization problem for link l , where the transmission and reception schemes of other links are fixed as the Pareto optimal scheme, $\{\tilde{p}_{k,m}, \tilde{\mathbf{t}}_{k,m}, \tilde{\mathbf{r}}_{k,m}, k \neq l\}$.

$$\min_{\Sigma_l \succeq 0} \text{Tr}(\Sigma_l) \quad (21)$$

$$\begin{aligned} \text{s.t.} \quad & \log \left| \mathbf{I} + \mathbf{H}_{l,l} \Sigma_l \mathbf{H}_{l,l}^\dagger \tilde{\Omega}_l^{-1} \right| \geq \tilde{\mathcal{I}}_l \\ & \text{Tr} \left(\Sigma_l \mathbf{A}_{k,m}^{(l)} \right) \leq \text{Tr} \left(\tilde{\Sigma}_l \mathbf{A}_{k,m}^{(l)} \right) \\ & m = 1, \dots, M_k, k = 1, \dots, L, k \neq l, \end{aligned} \quad (22)$$

where $\mathbf{A}_{k,m}^{(l)} = \Phi_{k,l} \mathbf{H}_{k,l}^\dagger \tilde{\mathbf{r}}_{k,m} \tilde{\mathbf{r}}_{k,m}^\dagger \mathbf{H}_{k,l}$; and $\text{Tr} \left(\Sigma_l \mathbf{A}_{k,m}^{(l)} \right)$ is the interference from link l to the m^{th} stream of link k and is constrained not to exceed the optimal value $\text{Tr} \left(\tilde{\Sigma}_l \mathbf{A}_{k,m}^{(l)} \right)$. The constraints force the rates to be the Pareto point while the power of link l is minimized. The Lagrangian of problem (21) is

$$\begin{aligned} & L_l(\lambda, \nu_l, \Theta, \Sigma_l) \\ & = \text{Tr}(\Sigma_l (\mathbf{A}_l(\lambda) - \Theta)) - \sum_{k \neq l} \sum_{m=1}^{M_k} \lambda_{k,m} \text{Tr} \left(\tilde{\Sigma}_l \mathbf{A}_{k,m}^{(l)} \right) \\ & \quad + \nu_l \tilde{\mathcal{I}}_l - \nu_l \log \left| \mathbf{I} + \mathbf{H}_{l,l} \Sigma_l \mathbf{H}_{l,l}^\dagger \tilde{\Omega}_l^{-1} \right|, \end{aligned} \quad (23)$$

where the dual variables $\nu_l \in \mathbb{R}_+$ and $\lambda = [\lambda_{k,m}]_{m=1, \dots, M_k, k \neq l} \in \mathbb{R}_+^{\sum_{k \neq l} M_k \times 1}$ are associated with the rate constraint and the interference constraints in (22) respectively; $\mathbf{A}_l(\lambda) \triangleq \mathbf{I} + \sum_{k \neq l} \sum_{m=1}^{M_k} \lambda_{k,m} \mathbf{A}_{k,m}^{(l)}$ is a function of λ ; Θ is the matrix dual variables associated with the positive semidefiniteness constraint on Σ_l . Because problem (21) is convex, the duality gap is zero [70] and $\tilde{\Sigma}_l$ minimizes the Lagrangian (23) with optimal dual variables $\tilde{\nu}_l$ and $\tilde{\lambda} = \left[\tilde{\lambda}_{k,m} \right]_{m=1, \dots, M_k, k \neq l}$, i.e., it is the solution of

$$\min_{\Sigma_l \succeq 0} \text{Tr} \left(\Sigma_l \mathbf{A}_l(\tilde{\lambda}) \right) - \tilde{\nu}_l \log \left| \mathbf{I} + \mathbf{H}_{l,l} \Sigma_l \mathbf{H}_{l,l}^\dagger \tilde{\Omega}_l^{-1} \right|. \quad (24)$$

Note that in problem (24), the constant terms in the Lagrangian (23) have been deleted, and the term $\text{Tr}(\Sigma_l \Theta)$ is explicitly handled by adding the constraint $\Sigma_l \succeq 0$.

The following theorem proved in Appendix B states that the physical meaning of the optimal dual variables $[\tilde{\lambda}_{k,m}]_{k \neq l}$ is exactly the optimal power allocation in the reverse links.

Theorem 4. *The optimal dual variables of problem (21) are given by*

$$\tilde{\lambda}_{k,m} = \tilde{q}_{k,m}, m = 1, \dots, M_k, \forall k \neq l \quad (25)$$

$$\tilde{\nu}_l = \frac{\tilde{q}_{l,m} \tilde{p}_{l,m} (1 + \tilde{\gamma}_{l,m}) \left| \tilde{\mathbf{r}}_{l,m}^\dagger \mathbf{H}_{l,l} \tilde{\mathbf{t}}_{l,m} \right|^2}{\tilde{\gamma}_{l,m}^2}, \forall m \quad (26)$$

where $\tilde{\gamma}_{l,m}$ is the SINR of the m^{th} stream of link l achieved by $\{\tilde{p}_{k,m}, \tilde{\mathbf{t}}_{k,m}, \tilde{\mathbf{r}}_{k,m}\}$. Therefore,

$$\mathbf{A}_l(\tilde{\lambda}) = \mathbf{A}_l([\tilde{q}_{k,m}]_{k \neq l}) = \tilde{\Omega}_l.$$

The polite water-filling structure is shown by a single-user-channel view using the above results. Let $\bar{\mathbf{H}}_l = \tilde{\Omega}_l^{-1/2} \mathbf{H}_{l,l} \tilde{\Omega}_l^{-1/2}$ and $\mathbf{Q}_l = \tilde{\Omega}_l^{1/2} \Sigma_l \tilde{\Omega}_l^{1/2}$. Since $\tilde{\Omega}_l$ is non-singular, problem (24) is equivalent to a single-user optimization problem

$$\min_{\mathbf{Q}_l \succeq 0} \text{Tr}(\mathbf{Q}_l) - \tilde{\nu}_l \log \left| \mathbf{I} + \bar{\mathbf{H}}_l \mathbf{Q}_l \bar{\mathbf{H}}_l^\dagger \right|, \quad (27)$$

of which $\tilde{\Omega}_l^{1/2} \tilde{\Sigma}_l \tilde{\Omega}_l^{1/2}$ is an optimal solution. Since the optimal solution to problem (27) is unique and is given by the water-filling over $\bar{\mathbf{H}}_l$ [8], [66], the following theorem is proved.

Theorem 5. *For each l , perform the thin SVD as $\bar{\mathbf{H}}_l = \mathbf{F}_l \mathbf{\Delta}_l \mathbf{G}_l^\dagger$. At a Pareto rate point, the input covariance matrix $\tilde{\Sigma}_l$ must have a polite water-filling structure, i.e., the equivalent input covariance matrix $\tilde{\mathbf{Q}}_l \triangleq \tilde{\Omega}_l^{1/2} \tilde{\Sigma}_l \tilde{\Omega}_l^{1/2}$ satisfies*

$$\tilde{\mathbf{Q}}_l = \mathbf{G}_l \mathbf{D}_l \mathbf{G}_l^\dagger, \quad (28)$$

$$\mathbf{D}_l = (\tilde{\nu}_l \mathbf{I} - \mathbf{\Delta}_l^{-2})^+.$$

Similarly, the corresponding $\tilde{\Sigma}_l$ produces $\tilde{\mathbf{Q}}_l \triangleq \tilde{\Omega}_l^{1/2} \tilde{\Sigma}_l \tilde{\Omega}_l^{1/2}$, which satisfies

$$\tilde{\mathbf{Q}}_l = \mathbf{F}_l \mathbf{D}_l \mathbf{F}_l^\dagger. \quad (29)$$

Remark 4. The insight given by the above proof is that restricting interference to other links can be achieved by pre-whitening the channel with reverse link interference-plus-noise covariance

matrix. And thus, the B-MAC can be converted to virtually independent equivalent channels $\bar{\mathbf{H}}_l$, $l = 1, \dots, L$. The restriction of interference is achieved in two steps. First, in $\bar{\mathbf{H}}_l = \tilde{\Omega}_l^{-1/2} \mathbf{H}_{l,l} \tilde{\Omega}_l^{-1/2}$, the multiplication of $\tilde{\Omega}_l^{-1/2}$ reduces the channel gain in the interfering directions so that in $\tilde{\mathbf{Q}}_l$, less power will be filled in these directions. Second, in $\tilde{\Sigma}_l = \tilde{\Omega}_l^{-1/2} \tilde{\mathbf{Q}}_l \tilde{\Omega}_l^{-1/2}$, the power to the interfering directions is further reduced by the multiplication of $\tilde{\Omega}_l^{-1/2}$.

Remark 5. The Lagrangian interpretation of $\tilde{\Omega}_l$ makes it possible to extend the duality and polite water-filling to Han-Kobayashi transmission scheme. Cancelling the interference requires the interference power to be greater than a threshold rather than less than it. Therefore, some Lagrange multipliers are negative in $\mathbf{A}_l(\lambda)$. If we still interpret the Lagrange multiplier as reverse link power, we must introduce the concept of negative power for the duality and polite water-filling for Han-Kobayashi scheme. The matrix $\tilde{\Omega}_l$ likely remains positive definite. Otherwise, the solution to problem (24) has infinite power, which suggests there is no feasible power allocation to satisfy all the constraints.

Theorem 5 says that at the Pareto rate point, it is necessary that $\Sigma_{1:L}$ and $\hat{\Sigma}_{1:L}$ have the polite water-filling structure. The following theorem states that Σ_l having the polite water-filling structure suffices for $\hat{\Sigma}_l$ to have the polite water-filling structure even at a non-Pareto rate point. This enables the optimization of the network part by part. A lemma is needed for the proof and reveals more insight to the duality. Although the covariance transformation preserves total power such that $\sum_{l=1}^L \text{Tr}(\Sigma_l) = \sum_{l=1}^L \text{Tr}(\hat{\Sigma}_l)$, in general, $\text{Tr}(\Sigma_l) = \text{Tr}(\hat{\Sigma}_l)$ is not true. Surprisingly, $\text{Tr}(\mathbf{Q}_l) = \text{Tr}(\hat{\mathbf{Q}}_l)$, $\forall l$ is true as stated in the following lemma proved in Appendix C.

Lemma 3. *Let $\hat{\Sigma}_{1:L}$ be the covariance transformation of $\Sigma_{1:L}$. Define the equivalent covariance matrices $\mathbf{Q}_l \triangleq \hat{\Omega}_l^{1/2} \Sigma_l \hat{\Omega}_l^{1/2}$ and $\hat{\mathbf{Q}}_l \triangleq \Omega_l^{1/2} \hat{\Sigma}_l \Omega_l^{1/2}$. The power of the forward and reverse link equivalent covariance matrices of each link is equal, i.e., $\text{Tr}(\mathbf{Q}_l) = \text{Tr}(\hat{\mathbf{Q}}_l)$, $\forall l$.*

Theorem 6. *For a given $\Sigma_{1:L}$ and its covariance transformation $\hat{\Sigma}_{1:L}$, if any Σ_l has the polite water-filling structure, so does $\hat{\Sigma}_l$, i.e., $\hat{\mathbf{Q}}_l \triangleq \Omega_l^{1/2} \hat{\Sigma}_l \Omega_l^{1/2}$ is given by water-filling over the reverse equivalent channel $\bar{\mathbf{H}}_l^\dagger \triangleq \hat{\Omega}_l^{-1/2} \mathbf{H}_{l,l}^\dagger \Omega_l^{-1/2}$ as in (29).*

Proof: Because water-filling uniquely achieves the single-user MIMO channel capacity [66], \mathbf{Q}_l achieves the capacity of $\bar{\mathbf{H}}_l$. Since the capacities of $\bar{\mathbf{H}}_l$ and $\bar{\mathbf{H}}_l^\dagger$ are the same under the same power constraint [66], $\hat{\mathbf{Q}}_l$ achieves the capacity of $\bar{\mathbf{H}}_l^\dagger$ with the same power by Lemma 3 and

Lemma 2. Therefore, $\hat{\mathbf{Q}}_l$ is a water-filling over $\bar{\mathbf{H}}_l^\dagger$. ■

Decompose a MIMO problem to SISO problems can often reduce the complexity. For different decompositions, $\{\mathbf{r}_{l,m}\}$ and $\{q_{l,m}\}$ are different, and thus the covariance transformation may also be different. But if the input covariance matrices have the polite water-filling structure, its covariance transformation is unique and has an explicit matrix expression.

Theorem 7. *For any input covariance matrices $\Sigma_{1:L}$ satisfying the polite water-filling structure, its covariance transformation (18) is unique, i.e., for all decompositions of $\Sigma_{1:L}$, it will be transformed to the same dual input $\hat{\Sigma}_{1:L}$, and vice versa. Furthermore, the dual input $\hat{\Sigma}_{1:L}$ satisfies the following matrix equation*

$$\hat{\Omega}_l^{-1} \mathbf{H}_{l,l}^\dagger \hat{\Sigma}_l \mathbf{H}_{l,l} = \Sigma_l \mathbf{H}_{l,l}^\dagger \Omega_l^{-1} \mathbf{H}_{l,l}, \quad l = 1, \dots, L, \quad (30)$$

and can be explicitly expressed as

$$\hat{\Sigma}_l = \nu_l \left(\Omega_l^{-1} - \left(\mathbf{H}_{l,l} \Sigma_l \mathbf{H}_{l,l}^\dagger + \Omega_l \right)^{-1} \right), \quad l = 1, \dots, L \quad (31)$$

where ν_l is the polite water-filling level in (20).

The proof is given in Appendix D. The matrix equation in (30) is natural. At the Pareto rate point, the covariance transformation will give the same rates for the forward and reverse links. Hence we have

$$\begin{aligned} \log \left| \mathbf{I} + \mathbf{H}_{l,l}^\dagger \hat{\Sigma}_l \mathbf{H}_{l,l} \hat{\Omega}_l^{-1} \right| &= \log \left| \mathbf{I} + \mathbf{H}_{l,l} \Sigma_l \mathbf{H}_{l,l}^\dagger \Omega_l^{-1} \right| \\ \Rightarrow \log \left| \mathbf{I} + \hat{\Omega}_l^{-1} \mathbf{H}_{l,l}^\dagger \hat{\Sigma}_l \mathbf{H}_{l,l} \right| &= \log \left| \mathbf{I} + \Sigma_l \mathbf{H}_{l,l}^\dagger \Omega_l^{-1} \mathbf{H}_{l,l} \right|. \end{aligned} \quad (32)$$

Theorem 7 shows that not only the determinant but also the corresponding matrices are equal, i.e., $\hat{\Omega}_l^{-1} \mathbf{H}_{l,l}^\dagger \hat{\Sigma}_l \mathbf{H}_{l,l} = \Sigma_l \mathbf{H}_{l,l}^\dagger \Omega_l^{-1} \mathbf{H}_{l,l}$.

C. Extension to a Single Linear Constraint and Colored Noise

So far we have assumed sum power constraint $\sum_{l=1}^L \text{Tr}(\Sigma_l) \leq P_T$ and white noise for simplicity. But individual power constraints is more common in a network, which can be handled by the following observation. All results in this paper can be directly applied in a larger class of problems with a single linear constraint $\sum_{l=1}^L \text{Tr}(\Sigma_l \hat{\mathbf{W}}_l) \leq P_T$ and/or colored noise with covariance $\mathbb{E}[\mathbf{w}_l \mathbf{w}_l^\dagger] = \mathbf{W}_l$, where $\hat{\mathbf{W}}_l$ and \mathbf{W}_l are assumed to be non-singular⁴

⁴A singular constraint or noise covariance matrix may result in infinite power or infinite capacity.

and Hermitian. The single linear constraint appears in Lagrangian functions for multiple linear constraints, which arise in cases of individual power constraints, per-antenna power constraints, interference reduction in cognitive radios, etc. [57], [58]. Combined with a Lagrange multiplier update, the algorithms in this paper can be generalized to solve the cases of multiple linear constraints.

For a single linear constraint and colored noise, we denote

$$\left([\mathbf{H}_{l,k}], \sum_{l=1}^L \text{Tr} \left(\boldsymbol{\Sigma}_l \hat{\mathbf{W}}_l \right) \leq P_T, [\mathbf{W}_l] \right), \quad (33)$$

as a network where the channel matrices is given by $[\mathbf{H}_{l,k}]$; the input covariance matrices must satisfy the linear constraint $\sum_{l=1}^L \text{Tr} \left(\boldsymbol{\Sigma}_l \hat{\mathbf{W}}_l \right) \leq P_T$; and the covariance matrix of the noise at the receiver of link l is given by \mathbf{W}_l . The extension is facilitated by the following lemma which can be proved by variable substitutions.

Lemma 4. *The achievable rate region of the network (33) is the same as the achievable rate region of the network with sum power constraint and white noise*

$$\left(\left[\mathbf{W}_l^{-1/2} \mathbf{H}_{l,k} \hat{\mathbf{W}}_k^{-1/2} \right], \sum_{l=1}^L \text{Tr} \left(\boldsymbol{\Sigma}'_l \right) \leq P_T, [\mathbf{I}] \right). \quad (34)$$

If $\boldsymbol{\Sigma}'_{1:L}$ achieves certain rates and satisfies the sum power constraint in network (34), $\boldsymbol{\Sigma}_{1:L}$ obtained by $\boldsymbol{\Sigma}_l = \hat{\mathbf{W}}_l^{-1/2} \boldsymbol{\Sigma}'_l \hat{\mathbf{W}}_l^{-1/2}$, $\forall l$ achieves the same rates and satisfies the linear constraint in network (33) and vice versa.

The above implies that the dual of colored noise in the forward link is a linear constraint in the reverse link and the dual of the linear constraint in the forward link is colored noise in the reverse link as stated in the following theorem.

Theorem 8. *The dual of the network (33) is the network*

$$\left(\left[\mathbf{H}_{k,l}^\dagger \right], \sum_{l=1}^L \text{Tr} \left(\hat{\boldsymbol{\Sigma}}_l \mathbf{W}_l \right) \leq P_T, \left[\hat{\mathbf{W}}_l \right] \right), \quad (35)$$

in the sense that 1) both of them have the same achievable rate region; 2) If $\boldsymbol{\Sigma}_{1:L}$ achieves certain rates and satisfies the linear constraint in network (33), its covariance transformation $\hat{\boldsymbol{\Sigma}}_{1:L}$ achieves equal or larger rates, satisfies the dual linear constraint in network (35), and $\sum_{l=1}^L \text{Tr} \left(\hat{\boldsymbol{\Sigma}}_l \mathbf{W}_l \right) = \sum_{l=1}^L \text{Tr} \left(\boldsymbol{\Sigma}_l \hat{\mathbf{W}}_l \right) \leq P_T$.

Proof: Apply Lemma 4 to networks (33) and (35) to produce a network and its dual with sum power constraint and white noise. Then the result follows from Lemma 2. ■

Remark 6. For MIMO BC, the duality result here reduces to that in [57].

IV. ALGORITHMS

In this section, we use the weighted sum-rate maximization to illustrate the benefit of polite water-filling. We first present the simpler case of a sub-class of B-MAC networks, the interference tree (iTree) networks, with a concave objective function. Then the algorithm is modified for the general B-MAC networks. Readers who are interested in algorithm implementation only may directly go to Section IV-D and read Table II for Algorithm PT and Table III for Algorithm PP. Algorithm P and P1 are more of theoretical value.

A. The Optimization Problem and the Choice of the Coupling Matrices

We consider the following weighted sum-rate maximization problem (**WSRMP**) with a fixed coupling matrix Φ ,

$$\begin{aligned} \text{WSRMP: } g(\Phi) = \max_{\Sigma_{1:L}} & f(\Sigma_1, \dots, \Sigma_L, \Phi) \\ \text{s.t.} & f(\Sigma_1, \dots, \Sigma_L, \Phi) \\ & \triangleq \sum_{l=1}^L w_l \mathcal{I}_l(\Sigma_{1:L}, \Phi), \\ & \Sigma_l \succeq 0, \quad \forall l, \\ & \sum_{l=1}^L \text{Tr}(\Sigma_l) \leq P_T, \end{aligned} \quad (36)$$

where $w_l \geq 0$ is the weight for link l .

We first take a detour to give a partial characterization of the optimal choice of Φ , or equivalently, the optimal encoding order in DPC and decoding order in SIC for B-MAC networks. It is in general a difficult problem because the encoding and decoding orders need to be optimized jointly. However, for each *Pseudo BC transmitter/Pseudo MAC receiver* in any B-MAC network, the optimal encoding/decoding order is easily determined by the weights and is consistent with the optimal order of an individual BC or MAC, as proved in Theorem 9 below.

Definition 6. In a B-MAC network, a transmitter with a set of associated links, whose indices forms a set \mathcal{L}_B , is said to be a *Pseudo BC transmitter* if the links in \mathcal{L}_B either all interfere with a link k or none of them interfere with the link k , $\forall k \in \mathcal{L}_B^C$, i.e., the columns of the coupling matrix Φ indexed by \mathcal{L}_B , excluding rows indexed by \mathcal{L}_B , are the same. A receiver with a set of associated links, whose indices forms a set \mathcal{L}_M , is said to be a *Pseudo MAC receiver* if the links in \mathcal{L}_M are either all interfered by a link k or none of them is interfered by the link k , $\forall k \in \mathcal{L}_M^C$, i.e., the rows of the coupling matrix Φ indexed by \mathcal{L}_M , excluding columns indexed by \mathcal{L}_M , are the same.

For example, if $\forall l \in \mathcal{L}_B$, link l is the last one to be decoded at its receiver, then the corresponding transmitter is a pseudo BC transmitter. If $\forall l \in \mathcal{L}_M$, link l is the first one to be encoded at its transmitter, then the corresponding receiver is a pseudo MAC receiver.

Theorem 9. *In a B-MAC network employing DPC and SIC with the optimal encoding and decoding order π^* of the following problem*

$$\max_{\pi} g(\Phi(\pi)), \quad (37)$$

if there exists a pseudo BC transmitter (pseudo MAC receiver), its link with the n^{th} largest (smallest) weight is the n^{th} one to be encoded (decoded).

Proof: It is proved by isolating the links of a Pseudo BC transmitter or a Pseudo MAC receiver from the network to form an individual BC or MAC. In the optimal solution of (37), $\{\Sigma_l : l \in \mathcal{L}_B\}$ and π^* are also the optimal input and encoding order that maximizes the weighted sum-rate of a BC with fixed interference from links in \mathcal{L}_B^C and under multiple linear constraints that the interference to links in \mathcal{L}_B^C must not exceed the optimal values. The result on BC with multiple linear constraints in [71] implies that the optimal encoding order is as stated in the theorem. For a pseudo MAC receiver, using similar method and generalizing the result in Section III-C to multiple linear constraints gives the desired decoding order. ■

We briefly discuss the impact of the choice of the coupling matrix Φ . The achievable rate region with any valid coupling matrix is outer and inner bounded by the capacity region and the achievable rate region without any interference cancellation respectively. In some cases, such as MIMO MAC, MIMO BC, two-user MIMO interference channel [20], and some MIMO X channels [5], the achievable rate without interference cancellation is optimal in terms of degree

of freedoms (DOF) at high SNR, and thus the choice of the coupling matrix Φ has no impact on the DOF. For general cases, it is difficult to analyze the performance of different coupling matrices. But the optimal encoding/decoding order for each *Pseudo BC transmitter/Pseudo MAC receiver* in Theorem 9 can be used to improve any given orders in a B-MAC network.

All the rest of the paper is for a fixed coupling matrix Φ and the argument Φ in $f(\Sigma_1, \dots, \Sigma_L, \Phi)$ is omitted. We consider centralized algorithms with global channel knowledge. Distributed algorithms can be developed based on them as discussed in Section VI.

B. *iTree Networks*

iTree networks appears to be a natural extension of MAC and BC. We define it below.

Definition 7. A B-MAC network with a fixed coupling matrix is called an *Interference Tree (iTree) Network* if after interference cancellation, the links can be indexed such that any link is not interfered by the links with smaller indices.

Definition 8. In an *Interference Graph*, each node represents a link. A directional edge from node i to node j means that link i causes interference to link j .

Remark 7. An *iTree* network is related to but different from a network whose channel gains has a tree topology. A network with tree topology is an *iTree* network only if the interference cancellation order is proper. For example, a MAC, which has a tree topology, is not an *iTree* network if the successive decoding is not employed at the receiver. On the other hand, a network with loops may still be an *iTree* network. We give such an example in Fig. 2 where DPC and SIC are employed. With encoding/decoding order A, where the signal \mathbf{x}_2 is decoded after \mathbf{x}_1 and the signal \mathbf{x}_3 is encoded after \mathbf{x}_2 , each link $l \in \{2, 3, 4\}$ is not interfered by the first $l - 1$ links. Therefore, the network in Fig. 2 is still an *iTree* network even though it has a loop of nonzero channel gains. However, for encoding/decoding order B, SIC is not employed at R_1/R_2 , and \mathbf{x}_2 is encoded after \mathbf{x}_3 at T_2/T_3 . The network in Fig. 2 is no longer an *iTree* network because the interference graph has directional loops.

iTree networks can be equivalently defined using their interference graphs.

Lemma 5. A B-MAC network with a fixed coupling matrix is an *iTree* network if and only if after interference cancellation, its interference graph does not have any directional loop.

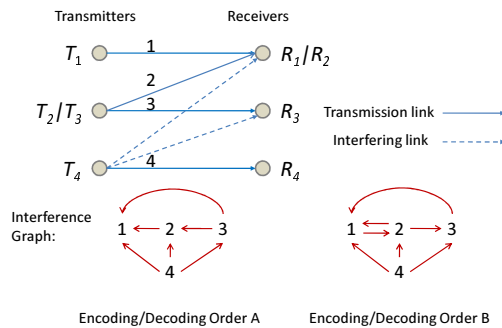


Figure 2. A network with topology loop in terms of nonzero channel gain and encoding/decoding order A is an iTTree network, whose interference graph does not have any directional loop. With encoding/decoding order B, it is not an iTTree network because the interference graph has directional loops.

Proof: If the interference graph has no loops, the following algorithm can find indices satisfying the definition of the iTTree network: 1) $l = 1$; 2) index a node whose edges are all incoming by l ; 3) delete the node and all the edges connected to it; 4) let $l = l + 1$ and repeat 2) until all nodes are indexed. On the other hand, the interference graph of an iTTree network only has edges from a node to the nodes with lower indices, making them impossible to form a directional loop. ■

Since the coupling matrix of the reverse links is the transpose of the coupling matrix of the forward links, the interference relation is reversed as stated in the following lemmas. Without loss of generality, we consider iTTree networks where the l^{th} link is not interfered by the first $l - 1$ links in this paper, i.e., the coupling matrix is given by $\Phi_{l,k} = 0, \forall k \leq l$ and $\Phi_{l,k} = 1, \forall k > l$.

Lemma 6. *If in an iTTree network, the l^{th} link is not interfered by the links with lower indices, in the reverse links, the l^{th} link is not interfered by the links with higher indices.*

The interference graph of the reverse links can be obtained from the interference graph of the forward links by reversing the directions of all the edges.

Two examples of iTTree networks with concave weighted sum-rate functions are 1) a MAC with the decoding order equal to the ascending order of the weights $\{w_l\}$ and 2) a two-user Z channel ($\mathbf{H}_{2,1} = \mathbf{0}$) specified in the following theorem.

Theorem 10. *The weighted sum-rate of a two-user Z channel is concave function of the input covariance matrices if the following are satisfied.*

- 1) The channel matrices $\mathbf{H}_{1,2}$ and $\mathbf{H}_{2,2}$ are invertible and satisfy $\mathbf{H}_{2,2}^\dagger \mathbf{H}_{2,2} \succeq \mathbf{H}_{1,2}^\dagger \mathbf{H}_{1,2}$.
- 2) The weights satisfy $w_1 \leq w_2$.

The proof is given in Appendix E. The important question of a complete characterization of the subset of iTREE networks with concave weighted sum-rate function is left for future work.

C. Algorithms for iTREE Networks with Concave Objective Functions

The algorithm in this section illustrates the usage of polite water-filling and is a nontrivial generalization of the algorithm in [8]. First we show that **WSRMP** (36) with concave objective function $f(\cdot)$ can be equivalently solved by the following convex optimization problem.

$$\begin{aligned} & \max_{\Sigma(1:L)} f_{\text{mod}}(\Sigma(1), \Sigma(2), \dots, \Sigma(L)) \\ & \text{s.t. } \forall k, l, \Sigma_l(k) \succeq 0, \text{ and } \forall k \sum_{l=1}^L \text{Tr}(\Sigma_l(k)) \leq P_T, \end{aligned} \quad (38)$$

where $\Sigma(k) \triangleq (\Sigma_1(k), \dots, \Sigma_L(k))$ for $k = 1, \dots, L$ with $\Sigma_l(k) \in \mathbb{C}^{L_{T_l} \times L_{T_l}}$. The objective function is defined as

$$\begin{aligned} & f_{\text{mod}}(\Sigma(1), \Sigma(2), \dots, \Sigma(L)) \triangleq \\ & \frac{1}{L} \sum_{i=1}^L f(\Sigma_1([1-i]_L), \dots, \Sigma_l([l-i]_L), \dots, \Sigma_L([L-i]_L)), \end{aligned}$$

where $[n]_L = (n \bmod L) + 1$.

Problem (38) can be viewed as a weighted sum-rate maximization problem of L networks which are identical to the network in the original problem in (36). The purpose of expanding the single-network optimization problem in (36) to the multiple-network optimization problem in (38) is to decouple the power constraints so that the input covariance matrices of a power constraint belong to different networks. In problem (38), the update of the input covariance matrices of a power constraint is easier because there is no interference among the networks, and other input covariance matrices not belonging to this power constraint can be treated as constants, resulting in monotonically convergent iterative algorithm. A similar method is also used in [8], [25]. We use the subscript i to denote the terms for the i^{th} network, e.g., the input

covariance matrices for the i^{th} network is denoted as $\Sigma_{i,1:L} = (\Sigma_{i,1}, \dots, \Sigma_{i,L})$. The one-to-one mapping between $(\Sigma_{1,1:L}, \dots, \Sigma_{L,1:L})$ and $(\Sigma(1), \dots, \Sigma(L))$ is given by

$$\begin{aligned} \Sigma_{i,l} &= \Sigma_l([l-i]_L), \\ \Sigma_l(k) &= \Sigma_{[l-k]_L,l}, \forall i, k, l \in \{1, \dots, L\}. \end{aligned} \quad (39)$$

Then we have

$$f_{\text{mod}}(\Sigma(1), \Sigma(2), \dots, \Sigma(L)) = \frac{1}{L} \sum_{i=1}^L \sum_{l=1}^L w_l \mathcal{I}_{i,l}(\Sigma_{i,1:L}, \Phi).$$

The following example illustrates the mapping in (39) for $L = 4$:

	1 th link	2 th link	3 th link	4 th link
1 th network	$\Sigma_1(1)$	$\Sigma_2(2)$	$\Sigma_3(3)$	$\Sigma_4(4)$
2 th network	$\Sigma_1(4)$	$\Sigma_2(1)$	$\Sigma_3(2)$	$\Sigma_4(3)$
3 th network	$\Sigma_1(3)$	$\Sigma_2(4)$	$\Sigma_3(1)$	$\Sigma_4(2)$
4 th network	$\Sigma_1(2)$	$\Sigma_2(3)$	$\Sigma_3(4)$	$\Sigma_4(1)$

where the element at the l^{th} column and i^{th} row is $\Sigma_{i,l}$, the input covariance matrix for the l^{th} link of the i^{th} network. The power constraint $\sum_{l=1}^L \text{Tr}(\Sigma_l(k)) \leq P_T$ couples the networks together.

The following lemma holds for $f_{\text{mod}}(\cdot)$.

Lemma 7. *The function $f_{\text{mod}}(\cdot)$ satisfies the following properties:*

- 1) Let $\Sigma_l \succeq 0$, $\forall l$, satisfy $\sum_{l=1}^L \text{Tr}(\Sigma_l) \leq P_T$. The mapping $\Sigma(k) = \Sigma_{1:L}$, $\forall k$, results in $\sum_{l=1}^L \text{Tr}(\Sigma_l(k)) \leq P_T$, $\forall k$, and $f_{\text{mod}}(\Sigma(1:L))$ satisfying $f_{\text{mod}}(\Sigma_{1:L}, \dots, \Sigma_{1:L}) = f(\Sigma_{1:L})$.
- 2) Let $\Sigma_l(k) \succeq 0$, $\forall l, k$, satisfy $\sum_{l=1}^L \text{Tr}(\Sigma_l(k)) \leq P_T$, $\forall k$. The mapping $\Sigma_{1:L} = (1/L) \sum_{k=1}^L \Sigma(k)$ results in $\sum_{l=1}^L \text{Tr}(\Sigma_l) \leq P_T$ and $f(\Sigma_{1:L})$ satisfying

$$\begin{aligned} &f_{\text{mod}}(\Sigma(1), \Sigma(2), \dots, \Sigma(L)) \\ &\leq f(\Sigma_{1:L}). \end{aligned}$$

Proof: The first property is obvious and the second property holds because

$$\begin{aligned} &f_{\text{mod}}(\Sigma(1), \Sigma(2), \dots, \Sigma(L)) \\ &\leq f\left(\frac{1}{L} \sum_{k=1}^L \Sigma_1(k), \dots, \frac{1}{L} \sum_{k=1}^L \Sigma_L(k)\right) \end{aligned} \quad (40)$$

where (40) follows from the concavity of $f(\cdot)$.

■

The lemma says that the problems (36) and (38) are equivalent and every optimal solution $\tilde{\Sigma}(1), \tilde{\Sigma}(2), \dots, \tilde{\Sigma}(L)$ of problem (38) maps directly to the optimal solution $\tilde{\Sigma}_{1:L} = (1/L) \sum_{k=1}^L \tilde{\Sigma}(k)$ of the **WSRMP** (36).

We first obtain insight of the problem by finding the necessary and sufficient conditions satisfied by the optimum. With the insight, we design an algorithm which monotonically increases the objective function until convergence to the optimum.

Theorem 11. *Necessity: If $\tilde{\Sigma}(1), \dots, \tilde{\Sigma}(L)$ is an optimum of problem (38), then $\forall k, \tilde{\Sigma}(k)$ must satisfy the following optimality conditions:*

- 1) For any $1 \leq l \leq L$, $\tilde{\Sigma}_l(k)$ possesses the polite water-filling structure, i.e., $\tilde{\Omega}_{[l-k]_L, l}^{1/2} \tilde{\Sigma}_l(k) \tilde{\Omega}_{[l-k]_L, l}^{1/2}$ is given by water-filling over the equivalent channel $\tilde{\Omega}_{[l-k]_L, l}^{-1/2} \mathbf{H}_{l,l} \tilde{\Omega}_{[l-k]_L, l}^{-1/2}$.
- 2) The polite water-filling level for $\tilde{\Sigma}_l(k)$ is given by $\tilde{\nu}_l = w_l / \tilde{\mu}$, where $\tilde{\nu}_l$ does not depend on k and $\tilde{\mu} > 0$ is chosen such that $\sum_{l=1}^L \text{Tr}(\tilde{\Sigma}_l(k)) = P_T$.

Sufficiency: If certain $\tilde{\Sigma}(1), \dots, \tilde{\Sigma}(L)$ satisfies the above optimality conditions, then it must satisfy the KKT conditions of problem (38), and thus is the global optimum of problem (38).

We go over the proof in detail as it helps design the algorithm. It can be proved by contradiction that the optimum $\tilde{\Sigma}(1), \dots, \tilde{\Sigma}(L)$ must satisfy $\sum_{l=1}^L \text{Tr}(\tilde{\Sigma}_l(k)) = P_T, \forall k$. Otherwise, if $\sum_{l=1}^L \text{Tr}(\tilde{\Sigma}_l(k)) < P_T$ for some k , we can strictly improve the rate of the first link in the $([1-k]_L)^{\text{th}}$ network by increasing the power of $\tilde{\Sigma}_1(k)$ until $\sum_{l=1}^L \text{Tr}(\tilde{\Sigma}_l(k)) = P_T$ without causing interference to other links, which contradicts that $\tilde{\Sigma}(1), \dots, \tilde{\Sigma}(L)$ is an optimum.

The remaining necessity part is proved by showing that if for some $k, \Sigma(k)$ does not satisfy the polite water-filling structure in Theorem 11, the objective function can be strictly increased by enforcing this structure on $\Sigma(k)$. Without loss of generality, we only need to prove this for $k = 1$ due to the circular structure of $f_{\text{mod}}(\cdot)$, i.e.,

$$\begin{aligned} & f_{\text{mod}}(\Sigma(1), \Sigma(2), \dots, \Sigma(L)) \\ &= f_{\text{mod}}(\Sigma(k), \dots, \Sigma(L), \Sigma(1), \dots, \Sigma(k-1)). \end{aligned}$$

We define some notations and give two lemmas. For the i^{th} network, fixing the input covariance matrices $\Sigma_{i,j}, j = i+1, \dots, L$ for the last $L-i$ links, the first i links form a sub-network which

is also an iTree network

$$\left([\mathbf{H}_{l,k}]_{k,l=1,\dots,i}, \sum_{l=1}^i \text{Tr}(\boldsymbol{\Sigma}_{i,l}) = P_T^i, [\mathbf{W}_{i,l}]_{l=1,\dots,i} \right), \quad (41)$$

where $\mathbf{W}_{i,l} = \mathbf{I} + \sum_{j=i+1}^L \boldsymbol{\Phi}_{l,j} \mathbf{H}_{l,j} \boldsymbol{\Sigma}_{i,j} \mathbf{H}_{l,j}^\dagger$ is the covariance matrix of the equivalent colored noise of link l ; $P_T^i = \sum_{j=1}^i \text{Tr}(\boldsymbol{\Sigma}_{i,j})$. By Theorem 8, the corresponding dual sub-network is

$$\left([\mathbf{H}_{k,l}^\dagger]_{k,l=1,\dots,i}, \sum_{l=1}^i \text{Tr}(\hat{\boldsymbol{\Sigma}}_{i,l} \mathbf{W}_{i,l}) = P_T^i, [\mathbf{I}] \right). \quad (42)$$

Denote $\mathcal{I}_{i,l}(\boldsymbol{\Sigma}_{i,1:i}, \boldsymbol{\Phi})$ and $\hat{\mathcal{I}}_{i,l}(\hat{\boldsymbol{\Sigma}}_{i,1:i}, \boldsymbol{\Phi}^T)$ the forward and reverse link rates of the l^{th} link of the i^{th} sub-network (41) achieved by $\boldsymbol{\Sigma}_{i,1:i}$ and $\hat{\boldsymbol{\Sigma}}_{i,1:i}$ respectively. In contrast, $\mathcal{I}_{i,l}(\boldsymbol{\Sigma}_{i,1:L}, \boldsymbol{\Phi})$ and $\hat{\mathcal{I}}_{i,l}(\hat{\boldsymbol{\Sigma}}_{i,1:L}, \boldsymbol{\Phi}^T)$ denote the forward and reverse link rates of the l^{th} link of the i^{th} network.

Lemma 8. *Let $\hat{\boldsymbol{\Sigma}}_{i,1:L} = (\hat{\boldsymbol{\Sigma}}_{i,1}, \hat{\boldsymbol{\Sigma}}_{i,2}, \dots, \hat{\boldsymbol{\Sigma}}_{i,L})$ be the covariance transformation of $\boldsymbol{\Sigma}_{i,1:L} = (\boldsymbol{\Sigma}_{i,1}, \boldsymbol{\Sigma}_{i,2}, \dots, \boldsymbol{\Sigma}_{i,L})$, applied to the i^{th} network. Then $\hat{\boldsymbol{\Sigma}}_{i,1:i} = (\hat{\boldsymbol{\Sigma}}_{i,1}, \hat{\boldsymbol{\Sigma}}_{i,2}, \dots, \hat{\boldsymbol{\Sigma}}_{i,i})$ is also the covariance transformation of $\boldsymbol{\Sigma}_{i,1:i} = (\boldsymbol{\Sigma}_{i,1}, \boldsymbol{\Sigma}_{i,2}, \dots, \boldsymbol{\Sigma}_{i,i})$, applied to the i^{th} sub-network (41).*

Proof: The interference from link $i+1, \dots, L$ is counted in the colored noise in the i^{th} sub-network (41). Therefore, the MMSE-SIC receive vectors $\{\mathbf{r}_{i,l,m}, l = 1, \dots, i\}$ are the same in both i^{th} network and its sub-network. Because the i^{th} network is an iTree network, in its dual network, there is no interference from link $i+1, \dots, L$ to link $1, \dots, i$ by Lemma 6. Therefore, for link $1, \dots, i$, there is no difference between the i^{th} dual sub-network (42) and the i^{th} dual network. In both dual networks, the transmit powers of the first i links given by (17) in the covariance transformation achieve the same SINRs as in the i^{th} network. But for fixed $\{\mathbf{r}_{i,l,m}, l = 1, \dots, i\}$ and $\{\mathbf{t}_{i,l,m}, l = 1, \dots, i\}$, the transmit powers producing the same SINRs are unique [52, Lemma 1]. Therefore the transmit powers of the first i links must be the same for the two dual networks, which implies that Lemma 8 must hold. \blacksquare

Lemma 9. *The necessary and sufficient conditions for $\tilde{\boldsymbol{\Sigma}}_{1:L}$ to be the optimal solution of problem (36) for an iTree network with concave objective function are listed below.*

- 1) *It possesses the polite water-filling structure.*
- 2) *The polite water-filling level \tilde{v}_l for $\tilde{\boldsymbol{\Sigma}}_l$ is given by $\tilde{v}_l = w_l/\tilde{\mu}$, where $\tilde{\mu} > 0$ is chosen such that $\sum_{l=1}^L \text{Tr}(\tilde{\boldsymbol{\Sigma}}_l) = P_T$.*

The proof is given in Appendix F.

Then we give a three-steps algorithm to improve the objective function. Note that $\Sigma(1)$ contains the input covariance matrices of the i^{th} link of the i^{th} network for $i = 1, \dots, L$, i.e., $\Sigma(1) = (\Sigma_{1,1}, \Sigma_{2,2}, \dots, \Sigma_{L,L})$.

Step 1: For $i = 1, \dots, L$, calculate $\hat{\Sigma}_{i,1:i-1}$ by the covariance transformation applied to the i^{th} sub-network. Due to the special interference structure of the iTree network, the calculation of the reverse transmit powers of the covariance transformation can be simplified to be calculated one by one as follows. When calculating $q_{i,l,m}$, the transmit powers $\{q_{i,k,m} : m = 1, \dots, M_{i,k}, k = 1, \dots, l-1\}$ and $\{q_{i,l,n} : n = 1, \dots, m-1\}$ have been calculated. Therefore, we can calculate $\hat{\Sigma}_{i,k} = \sum_{m=1}^{M_{i,k}} q_{i,k,m} \mathbf{r}_{i,k,m} \mathbf{r}_{i,k,m}^\dagger$, $k = 1, \dots, l-1$ and obtain the interference-plus-noise covariance matrix of the reverse link l as $\hat{\Omega}_{i,l} = \mathbf{I} + \sum_{k=1}^{l-1} \Phi_{k,l} \mathbf{H}_{k,l}^\dagger \hat{\Sigma}_{i,k} \mathbf{H}_{k,l}$. Then $q_{i,l,m}$ is given by

$$q_{i,l,m} = \frac{\gamma_{i,l,m} \left(\mathbf{t}_{i,l,m}^\dagger \hat{\Omega}_{i,l} \mathbf{t}_{i,l,m} + \sum_{n=1}^{m-1} q_{i,l,n} \left| \mathbf{t}_{i,l,m}^\dagger \mathbf{H}_{l,l}^\dagger \mathbf{r}_{i,l,n} \right|^2 \right)}{\left| \mathbf{t}_{i,l,m}^\dagger \mathbf{H}_{l,l}^\dagger \mathbf{r}_{i,l,m} \right|^2}, \quad (43)$$

and correspondingly

$$\hat{\Sigma}_{i,l} = \sum_{m=1}^{M_{i,l}} q_{i,l,m} \mathbf{r}_{i,l,m} \mathbf{r}_{i,l,m}^\dagger. \quad (44)$$

By Theorem 8, we have $\hat{\mathcal{I}}_{i,l} \left(\hat{\Sigma}_{i,1:i}, \Phi^T \right) \geq \mathcal{I}_{i,l} \left(\Sigma_{i,1:i}, \Phi \right) = \mathcal{I}_{i,l} \left(\Sigma_{i,1:L}, \Phi \right)$, $l = 1, \dots, i$ and $\sum_{l=1}^i \text{Tr} \left(\hat{\Sigma}_{i,l} \mathbf{W}_{i,l} \right) = \sum_{l=1}^i \text{Tr} \left(\Sigma_{i,l} \right) = P_T^i$.

Step 2: Improve $\sum_{i=1}^L w_i \hat{\mathcal{I}}_{i,i} \left(\hat{\Sigma}_{i,1:i}, \Phi^T \right)$ by enforcing the polite water-filling structure on $\hat{\Sigma}_{i,i}, \forall i$. By Lemma 6, in the i^{th} sub network, the reverse link i causes no interference to the first $i-1$ reverse links. Fixing $\hat{\Sigma}_{i,l}, l = 1, \dots, i-1, \forall i$, we can improve $\sum_{i=1}^L w_i \hat{\mathcal{I}}_{i,i} \left(\hat{\Sigma}_{i,1:i}, \Phi^T \right)$ without reducing the rates of reverse link $1, \dots, i-1$ in the i^{th} sub-network for all i by solving the following weighted sum-rate maximization problem for L parallel channels with colored noise:

$$\begin{aligned} & \max_{\hat{\Sigma}_{i,i} \succeq 0, \forall i=1, \dots, L} \sum_{i=1}^L w_i \log \left| \mathbf{I} + \mathbf{H}_{i,i}^\dagger \hat{\Sigma}_{i,i} \mathbf{H}_{i,i} \hat{\Omega}_{i,i}^{-1} \right| \\ & \text{s.t. } \sum_{i=1}^L \text{Tr} \left(\hat{\Sigma}_{i,i} \mathbf{W}_{i,i} \right) \leq \sum_{i=1}^L \left(P_T^i - \sum_{l=1}^{i-1} \text{Tr} \left(\hat{\Sigma}_{i,l} \mathbf{W}_{i,l} \right) \right), \end{aligned} \quad (45)$$

where $\hat{\Omega}_{i,i} = \mathbf{I} + \sum_{l=1}^{i-1} \Phi_{l,i} \mathbf{H}_{l,i}^\dagger \hat{\Sigma}_{i,l} \mathbf{H}_{l,i}$ and $\mathbf{W}_{i,i} = \mathbf{I} + \sum_{j=i+1}^L \Phi_{i,j} \mathbf{H}_{i,j} \Sigma_{i,j} \mathbf{H}_{i,j}^\dagger = \Omega_{i,i}$. This is a classic problem with unique water-filling solution. The solution can be obtained from Theorem 5 and Lemma 4 for a network of parallel channels. Perform the thin SVD $\Omega_{i,i}^{-1/2} \mathbf{H}_{i,i} \hat{\Omega}_{i,i}^{-1/2} = \mathbf{F}_i \Delta_i \mathbf{G}_i^\dagger$. Let $N_i = \text{Rank}(\mathbf{H}_{i,i})$ and $\delta_{i,j}$ be the j^{th} diagonal element of Δ_i^2 . Obtain \mathbf{D}_i as

$$\begin{aligned} \mathbf{D}_i &= \text{diag}(d_{i,1}, \dots, d_{i,N_i}), \\ d_{i,j} &= \left(\frac{w_i}{\mu} - \frac{1}{\delta_{i,j}} \right)^+, \quad j = 1, \dots, N_i, \end{aligned} \quad (46)$$

where μ is chosen such that $\sum_{i=1}^L \sum_{j=1}^{N_i} d_{i,j} = \sum_{i=1}^L \left(P_T^i - \sum_{l=1}^{i-1} \text{Tr}(\hat{\Sigma}_{i,l} \mathbf{W}_{i,l}) \right)$. The calculation of μ is easy: 1) Let (i, j) index the j^{th} eigen-channel of the i^{th} network's i^{th} link. Initialize the set of indices of channels with non-negative power as $\Gamma = \{(1, 1), \dots, (1, N_1), \dots, (L, 1), \dots, (L, N_L)\}$ to include all eigen-channels; 2) Calculate μ for the channels in Γ without $(\cdot)^+$ operation; 3) For all $(n, m) \in \Gamma$, if $d_{n,m} < 0$, fix it with zero power $d_{n,m} = 0$, delete (n, m) from Γ . Repeat step 2) until all $d_{n,m} \geq 0$. Then the optimal solution of problem (45) is

$$\hat{\Sigma}'_{i,i} = \Omega_{i,i}^{-1/2} \mathbf{F}_i \mathbf{D}_i \mathbf{F}_i^\dagger \Omega_{i,i}^{-1/2}, \quad i = 1, \dots, L. \quad (47)$$

By Theorem 6, if $\Sigma(1) = (\Sigma_{1,1}, \dots, \Sigma_{L,L})$ does not satisfy the polite water-filling structure or the polite water-filling levels are not proportional to the weights, nor does $(\hat{\Sigma}_{1,1}, \dots, \hat{\Sigma}_{L,L})$, which means that it is not the optimal solution of problem (45). Therefore if we let $\hat{\Sigma}'_{i,1:i} = (\hat{\Sigma}_{i,1}, \dots, \hat{\Sigma}_{i,i-1}, \hat{\Sigma}'_{i,i})$, $\forall i$, we must have $\sum_{i=1}^L w_i \hat{\mathcal{I}}_{i,i}(\hat{\Sigma}'_{i,1:i}, \Phi^T) > \sum_{i=1}^L w_i \hat{\mathcal{I}}_{i,i}(\hat{\Sigma}_{i,1:i}, \Phi^T)$.

Step 3: Improve the objective function by the covariance transformation from $\hat{\Sigma}'_{i,1:i}$ to $\Sigma'_{i,1:i} = (\Sigma'_{i,1}, \dots, \Sigma'_{i,i})$ for all the L sub-networks. Let $\Sigma'_{i,1:L} = (\Sigma'_{i,1}, \dots, \Sigma'_{i,i}, \Sigma_{i,i+1}, \dots, \Sigma_{i,L})$, $\forall i$. By Theorem 8, we have $\mathcal{I}_{i,l}(\Sigma'_{i,1:i}, \Phi) \geq \hat{\mathcal{I}}_{i,l}(\hat{\Sigma}'_{i,1:i}, \Phi^T)$, $l = 1, \dots, i$ and $\sum_{i=1}^L \sum_{l=1}^i \text{Tr}(\Sigma'_{i,l}) = \sum_{i=1}^L \left(\sum_{l=1}^{i-1} \text{Tr}(\hat{\Sigma}_{i,l} \mathbf{W}_{i,l}) + \text{Tr}(\hat{\Sigma}'_{i,i} \mathbf{W}_{i,i}) \right) = \sum_{i=1}^L P_T^i$, which implies that the sum power of $(\Sigma'_{1,1:L}, \dots, \Sigma'_{L,1:L})$ is still LP_T . Note that the first i links cause no interference to other links and $\mathcal{I}_{i,l}(\Sigma'_{i,1:L}, \Phi) = \mathcal{I}_{i,l}(\Sigma'_{i,1:i}, \Phi)$, $l = 1, \dots, i$. Combining the above facts and the second property in Lemma 7, the objective function can be strictly increased by updating $\Sigma(k)$'s as

$$\Sigma(k) = \frac{1}{L} \sum_{l=1}^L \Sigma'(l), \quad 1 \leq k \leq L, \quad (48)$$

where $(\Sigma'(1), \dots, \Sigma'(L))$ is obtained from $(\Sigma'_{1,1:L}, \dots, \Sigma'_{L,1:L})$ according to (39); and the updated $\Sigma(k)$'s satisfy $\sum_{l=1}^L \text{Tr}(\Sigma_l(k)) = P_T$, $\forall k$.

This contradiction proves that the optimal $\tilde{\Sigma}_l(k), \forall k, l$ must satisfy the polite water-filling structure with the polite water-filling level $w_l/\tilde{\mu}_k$. The condition that $\tilde{\mu}_k = \tilde{\mu}, \forall k$ can also be proved by contradiction. If $\tilde{\mu}_k$'s are different, the polite water-filling levels of the input covariance matrices $\tilde{\Sigma}_{i,1:L}$ for the $i^{\text{th}}, \forall i$ network are not proportional to the weights. By Lemma 9, $\tilde{\Sigma}_{i,1:L}$ is not the optimal solution of problem (36) with sum power constraint $\sum_{l=1}^L \text{Tr}(\tilde{\Sigma}_{i,l})$, i.e., there exists $\Sigma'_{i,1:L}$ achieving a higher weighted sum-rate for the $i^{\text{th}}, \forall i$ network with the same sum power. Then after updating $\Sigma(k)$'s from $\Sigma'_{i,1:L}$'s using (48), the objective function of problem (38) is strictly increased. This contradiction completes the proof for the necessity part.

Now, we prove the sufficiency part. For convenience, we map $\tilde{\Sigma}(1), \dots, \tilde{\Sigma}(L)$ to $(\tilde{\Sigma}_{1,1:L}, \dots, \tilde{\Sigma}_{L,1:L})$ using (39). Then the Lagrangian of problem (38) is

$$\begin{aligned} & L(\mu_{1:L}, \Theta_{1:L,1:L}, \Sigma_{1:L,1:L}) \\ &= \sum_{i=1}^L \sum_{l=1}^L w_l \log \left| \mathbf{I} + \mathbf{H}_{l,l} \Sigma_{i,l} \mathbf{H}_{l,l}^\dagger \Omega_{i,l}^{-1} \right| \\ &+ \sum_{k=1}^L \mu_k \left(P_T - \sum_{l=1}^L \text{Tr}(\Sigma_{[l-k]_L, l}) \right) \\ &+ \sum_{i=1}^L \sum_{l=1}^L \text{Tr}(\Sigma_{i,l} \Theta_{i,l}). \end{aligned}$$

The KKT conditions are

$$\begin{aligned} \nabla_{\Sigma_{i,l}} L &= 0; & \sum_{l=1}^L \text{Tr}(\Sigma_{[l-k]_L, l}) &= P_T; \\ \text{Tr}(\Sigma_{i,l} \Theta_{i,l}) &= 0; & \mu_k &\geq 0, \Sigma_{i,l}, \Theta_{i,l} \succeq 0; \end{aligned} \quad (49)$$

for all $i, k, l = 1, \dots, L$. The condition $\nabla_{\Sigma_{i,l}} L = 0$ can be expressed as

$$\begin{aligned} & \sum_{k \neq l} \frac{w_k}{\mu_{[l-i]_L}} \Phi_{k,l} \mathbf{H}_{k,l}^\dagger \\ & \times \left(\Omega_{i,k}^{-1} - \left(\Omega_{i,k} + \mathbf{H}_{k,k} \Sigma_{i,k} \mathbf{H}_{k,k}^\dagger \right)^{-1} \right) \mathbf{H}_{k,l} + \mathbf{I} \\ &= \frac{w_l}{\mu_{[l-i]_L}} \mathbf{H}_{l,l}^\dagger \left(\Omega_{i,l} + \mathbf{H}_{l,l} \Sigma_{i,l} \mathbf{H}_{l,l}^\dagger \right)^{-1} \mathbf{H}_{l,l} + \frac{1}{\mu_{[l-i]_L}} \Theta_{i,l}. \end{aligned} \quad (50)$$

Since $\tilde{\Sigma}_{i,1:L}$ satisfies the polite water-filling structure with polite water-filling levels given by $(w_l/\tilde{\mu})$'s, by Theorem 7, the dual input covariance matrices $\tilde{\Sigma}_{i,1:L}$ can be expressed as

$$\tilde{\Sigma}_{i,k} = \frac{w_k}{\tilde{\mu}} \left(\tilde{\Omega}_{i,k}^{-1} - \left(\tilde{\Omega}_{i,k} + \mathbf{H}_{k,k} \tilde{\Sigma}_{i,k} \mathbf{H}_{k,k}^\dagger \right)^{-1} \right), \forall k. \quad (51)$$

Then we have

$$\begin{aligned}
& \sum_{k \neq l} \frac{w_k}{\tilde{\mu}} \Phi_{k,l} \mathbf{H}_{k,l}^\dagger \\
& \times \left(\tilde{\Omega}_{i,k}^{-1} - \left(\tilde{\Omega}_{i,k} + \mathbf{H}_{k,k} \tilde{\Sigma}_{i,k} \mathbf{H}_{k,k}^\dagger \right)^{-1} \right) \mathbf{H}_{k,l} + \mathbf{I} \\
& = \sum_{k \neq l} \Phi_{k,l} \mathbf{H}_{k,l}^\dagger \tilde{\Sigma}_{i,k} \mathbf{H}_{k,l} + \mathbf{I} = \tilde{\Omega}_{i,l}.
\end{aligned}$$

Choose the dual variables $\mu_{1:L}$ as $\mu_k = \tilde{\mu}, \forall k$ and substitute $\tilde{\Sigma}_{i,1:L}$ into condition (50) to obtain

$$\tilde{\Omega}_{i,l} = \frac{w_l}{\tilde{\mu}} \mathbf{H}_{l,l}^\dagger \left(\tilde{\Omega}_{i,l} + \mathbf{H}_{l,l} \tilde{\Sigma}_{i,l} \mathbf{H}_{l,l}^\dagger \right)^{-1} \mathbf{H}_{l,l} + \frac{1}{\tilde{\mu}} \Theta_{i,l}. \quad (52)$$

Because (52) is also the KKT condition of the single-user polite water-filling problem and $\tilde{\Sigma}_{i,l}$ has polite water-filling structure with polite water-filling level $w_l/\tilde{\mu}$ by the optimality condition, $(\tilde{\Sigma}_{1,1:L}, \dots, \tilde{\Sigma}_{L,1:L})$ satisfies condition (52). It can be verified that $(\tilde{\Sigma}_{1,1:L}, \dots, \tilde{\Sigma}_{L,1:L})$ also satisfies all other KKT conditions in (49). Since problem (38) is convex, KKT conditions are sufficient for global optimality. This completes the proof for Theorem 11.

1) *Algorithm P*: The proof of Theorem 11 actually gives an algorithm to find the optimal solution of problem (38) by monotonically increasing the objective function. We refer to it as Algorithm P and summarize it in Table I, where P stands for Polite. The convergence and optimality of Algorithm P is proved in the theorem below.

Theorem 12. *For any iTree network with concave weighted sum-rate function $f(\cdot)$, Algorithm P converges to the optimal solution of problem (38) and problem (36).*

Proof: In each iteration, Algorithm P monotonically increases the objective function in problem (38). Since the objective is upper bounded, Algorithm P must converge to a fixed point. At the fixed point, $\Sigma(1)$ must satisfy the optimality conditions in Theorem 11 because otherwise, the algorithm can strictly increase the objective function. Then at the fixed point, all $\Sigma(k)$'s satisfy the optimality conditions in Theorem 11 because at the end of each iteration, we make all $\Sigma(k)$'s the same in (48). By Theorem 11, the fixed point is the optimal solution of problem (38). And by Lemma 7, it must also be the optimal solution of problem (36). ■

2) *Algorithm P1*: Another algorithm named P1 can be designed with improved convergence speed using a similar method as in [25] by modifying the updating step in (48) at the cost of a simple linear search as

Table I
ALGORITHM P (FOR ITREE NETWORKS WITH CONCAVE $f(\cdot)$)

Choose a feasible initial point $\Sigma(k) = (\Sigma_1, \dots, \Sigma_L)$, $k = 1, \dots, L$ such that $\Sigma_l \succeq 0, \forall l$ and $\sum_{l=1}^L \text{Tr}(\Sigma_l) \leq P_T$.

While not converge **do**

1. Calculate $\hat{\Sigma}_{L,1:L-1}$ by the covariance transformation applied to the L^{th} sub-network. Because all $\Sigma(k)$'s are the same, the $\hat{\Sigma}_{i,1:i-1}$'s for other sub-networks can be obtained by $\hat{\Sigma}_{i,1:i-1} = (\hat{\Sigma}_{L,1}, \dots, \hat{\Sigma}_{L,i-1})$, $i = 1, \dots, L-1$
2. Solve for the optimal $\hat{\Sigma}'_{i,i}$'s in the optimization problem (45) by polite water-filling.
3. For $\forall i$, calculate $\Sigma'_{i,1:i}$ by the covariance transformation of $\hat{\Sigma}'_{i,1:i} = (\hat{\Sigma}_{i,1}, \dots, \hat{\Sigma}_{i,i-1}, \hat{\Sigma}'_{i,i})$ applied to the i^{th} sub-network. Obtain $(\Sigma'(1), \dots, \Sigma'(L))$ from $(\Sigma'_{1,1:L}, \dots, \Sigma'_{L,1:L})$ according to (39), where $\Sigma'_{i,1:L} = (\Sigma'_{i,1}, \dots, \Sigma'_{i,i}, \Sigma_{i,i+1}, \dots, \Sigma_{i,L})$, $\forall i$.
4. Update $\Sigma(k)$'s using (48).

End

$$\Sigma(k) = \frac{\tilde{\beta} P_T}{P_1} \Sigma'(1) + \frac{(1 - \tilde{\beta}) P_T}{\sum_{l=2}^L P_l} \sum_{l=2}^L \Sigma'(l), \forall k, \quad (53)$$

where $P_k = \sum_{l=1}^L \text{Tr}(\Sigma'_l(k))$, $\forall k$; and $\tilde{\beta}$ is the optimal solution of the optimization problem

$$\max_{\beta \in [P_1/(LP_T), 1]} f \left(\frac{\beta P_T}{P_1} \Sigma'(1) + \frac{(1 - \beta) P_T}{\sum_{l=2}^L P_l} \sum_{l=2}^L \Sigma'(l) \right).$$

It is clear that the update (53) yields at least the same improvement of the objective function as the update (48) because if we let $\tilde{\beta} = P_1/(LP_T)$, (53) reduces to (48). Algorithm P1 is provably convergent and is observed to have much faster convergence speed in the simulations.

D. Algorithms for General B-MAC Networks

1) *Algorithm PT*: We obtain Algorithm PT, standing for Polite-Transformation, for general B-MAC networks by a modification of Algorithm P1. It is observed that $\tilde{\beta}$ in (53) is always close to 1 in simulation, which suggests a more aggressive iterative algorithm by modifying Algorithm P1 so that each iteration is simply a polite water-filling in the forward links and a

Table II
ALGORITHM PT (FOR B-MAC NETWORKS)

Initialize $\Sigma_{1:L}$ and $\hat{\Sigma}_{1:L}$ with zeros or other values such that $\Sigma_l, \hat{\Sigma}_l \succeq 0, \forall l$.

While not converge **do**

1. Polite water-filling in the forward links
 - a. For $\forall l$, obtain Ω_l and $\hat{\Omega}_l$ from $\Sigma_{1:L}$ and $\hat{\Sigma}_{1:L}$ using (2) and (5) respectively. Perform thin SVD $\Omega_l^{-1/2} \mathbf{H}_{l,l} \hat{\Omega}_l^{-1/2} = \mathbf{F}_l \mathbf{\Delta}_l \mathbf{G}_l^\dagger$.
 - b. Let $\delta_{l,i}$ be the i^{th} diagonal element of $\mathbf{\Delta}_l^2$ and let $\rho_{l,i}$ be the norm square of the i^{th} column of $\hat{\Omega}_l^{-1/2} \mathbf{G}_l$. Obtain \mathbf{D}_l as

$$\mathbf{D}_l = \text{diag}(d_{l,1}, \dots, d_{l,N_l}),$$

$$d_{l,i} = \left(\frac{w_l}{\mu} - \frac{1}{\delta_{l,i}} \right)^+, i = 1, \dots, N_l,$$
 where μ is chosen such that $\sum_{l=1}^L \sum_{i=1}^{N_l} \rho_{l,i} d_{l,i} = P_T$.
 - c. Update Σ_l 's as

$$\Sigma_l = \hat{\Omega}_l^{-1/2} \mathbf{G}_l \mathbf{D}_l \mathbf{G}_l^\dagger \hat{\Omega}_l^{-1/2}, \forall l.$$
2. Covariance transformation in the reverse links

Obtain $\hat{\Sigma}_{1:L}$ from the covariance transformation of $\Sigma_{1:L}$, using (18).

End

covariance transformation in the reverse links. Algorithm PT can be reorganized in a simpler form as in Table II in terms of one network without expanding to L networks.

After convergence, the solution of Algorithm PT satisfies the KKT conditions of **WSRMP**.

Theorem 13. *Apply Algorithm PT to solve problem (36), whose Lagrange function is*

$$L(\mu, \Theta_{1:L}, \Sigma_{1:L}) = \sum_{l=1}^L w_l \log \left| \mathbf{I} + \mathbf{H}_{l,l} \Sigma_l \mathbf{H}_{l,l}^\dagger \Omega_l^{-1} \right|$$

$$+ \mu \left(P_T - \sum_{l=1}^L \text{Tr}(\Sigma_l) \right) + \sum_{l=1}^L \text{Tr}(\Sigma_l \Theta_l),$$

and the KKT conditions are

$$\begin{aligned}
\nabla_{\Sigma_l} L &= w_l \mathbf{H}_{l,l}^\dagger \left(\boldsymbol{\Omega}_l + \mathbf{H}_{l,l} \boldsymbol{\Sigma}_l \mathbf{H}_{l,l}^\dagger \right)^{-1} \mathbf{H}_{l,l} + \boldsymbol{\Theta}_l \\
&\quad - \mu \mathbf{I} - \sum_{k \neq l} w_k \boldsymbol{\Phi}_{k,l} \mathbf{H}_{k,l}^\dagger \\
&\quad \times \left(\boldsymbol{\Omega}_k^{-1} - \left(\boldsymbol{\Omega}_k + \mathbf{H}_{k,k} \boldsymbol{\Sigma}_k \mathbf{H}_{k,k}^\dagger \right)^{-1} \right) \mathbf{H}_{k,l} \\
&= \mathbf{0}; \\
\sum_{l=1}^L \text{Tr}(\boldsymbol{\Sigma}_l) &= P_T; \\
\text{Tr}(\boldsymbol{\Sigma}_l \boldsymbol{\Theta}_l) &= 0; \\
\mu &\geq 0; \quad \boldsymbol{\Sigma}_l, \boldsymbol{\Theta}_l \succeq \mathbf{0};
\end{aligned} \tag{54}$$

for all $l = 1, \dots, L$. If Algorithm PT converges, the solution of the algorithm satisfies the above KKT conditions, and thus is a stationary point.

Proof: After convergence, the solution $\bar{\boldsymbol{\Sigma}}_{1:L}$ of Algorithm PT satisfies the polite water-filling structure and the polite water-filling levels \bar{v}_l 's are proportional to the weights, i.e., $\bar{v}_l = w_l / \bar{\mu}$. The rest of the proof is similar to the proof of the sufficiency part in Theorem 11. ■

If the weighted sum-rate function is not concave, Algorithm PT may not converge to the global optimum since it may get stuck at some other stationary point. To evaluate the performance of the algorithm for non-convex cases, we define *pseudo global optimum* as the best solution of the algorithm with many random initial points. If the performance of the algorithm obtained from a single initial point is close to the *pseudo global optimum*, the solution of the algorithm is said to be *good*. Simulations show that Algorithm PT usually gives *good* solution.

We prove for two simple examples that Algorithm PT converges monotonically to a stationary point. More discussion on the convergence is given in the Remark 8.

Example 1. Consider weighted sum-rate maximization for a 2-user SISO MAC with $w_2 > w_1$ and user 1 decoded first. Let $p_i, i = 1, 2$ be the transmit powers. The optimization problem is

$$\begin{aligned}
\max_{p_1, p_2} f &\triangleq w_1 \log \left(\frac{1 + p_1 g_1 + p_2 g_2}{1 + p_2 g_2} \right) + w_2 \log (1 + p_2 g_2), \\
\text{s.t. } &p_1 + p_2 \leq P_T,
\end{aligned} \tag{55}$$

where g_i is the channel gain. Algorithm PT updates the transmit powers as

$$\begin{aligned} p_1' &= \left(\nu w_1 - \frac{1 + p_2 g_2}{g_1} \right)^+ \\ p_2' &= \left(\nu w_2 \frac{1 + p_2 g_2}{1 + p_1 g_2 + p_2 g_2} - \frac{1}{g_2} \right)^+, \end{aligned}$$

and ν is chosen such that $p_1' + p_2' = P_T$. Suppose $\frac{\partial f}{\partial p_1} > \frac{\partial f}{\partial p_2}$. Then $\frac{1 + p_1 g_2 + p_2 g_2}{w_2 g_2} > \frac{1 + p_1 g_1 + p_2 g_2}{w_1 g_1}$. If $\nu = \frac{1 + p_1 g_1 + p_2 g_2}{w_1 g_1}$, then $p_1' = p_1$ and $p_2' < p_2$, i.e., we should increase the water-filling level. Similarly if $\nu = \frac{1 + p_1 g_2 + p_2 g_2}{w_2 g_2}$, then $p_1' > p_1$ and $p_2' = p_2$, i.e., the water-filling level must be decreased. Then we have $\frac{1 + p_1 g_1 + p_2 g_2}{w_1 g_1} < \nu < \frac{1 + p_1 g_2 + p_2 g_2}{w_2 g_2}$. Because of $\nu > \frac{1 + p_1 g_1 + p_2 g_2}{w_1 g_1}$, p_1 is increased and thus the transmit powers are updated according to the gradient direction. But if we increase p_1 too much, the objective may still be decreased. However it follows from $\nu < \frac{1 + p_1 g_2 + p_2 g_2}{w_2 g_2}$ that $\frac{\partial f}{\partial p_1} > \frac{\partial f}{\partial p_2}$ after the update. Hence the objective is strictly increased after each update until $\frac{\partial f}{\partial p_1} = \frac{\partial f}{\partial p_2}$, which is the stationary point of problem (55).

Similarly, one can prove the result for sum-rate maximization of a 2-user SISO Z channel.

2) *Algorithm PP*: We also designed Algorithm PP, standing for Polite-Polite, that uses polite water-filling for both the forward and reverse links. It is modified from Algorithm PT. The algorithm is shown in Table III. It can be proved that Theorem 13 also holds for Algorithm PP. An advantage of Algorithm PP is that the polite water-filling procedure to obtain $\hat{\Sigma}_{1:L}$ has lower complexity than the covariance transformation in Algorithm PT, as discussed in Section IV-E.

Remark 8. A nontrivial future work is to find the convergence conditions of Algorithm PT or PP. It has been observed that they always converge monotonically in iTREE networks. It is possible that the structure of the iTREE networks guarantees it, which suggests that iTREE networks has more useful properties to be found. For general B-MAC networks, one possible solution may be extending the approach used in [37] for iterative selfish water-filling to polite water-filling. The physical interpretation of the convergence conditions in [37] is that the interference among the links is sufficiently small. Because in the polite water-filling, the interference among the links is better managed, we conjecture that the convergence conditions for Algorithm PT or PP will be much looser, which is verified by the simulations in Section V, where Algorithm PP and PT with a single initial point are observed to converge for most general B-MAC networks simulated. Moreover, they always converge after few trials to select a good initial point, which suggests that it is at least possible to prove the local convergence of the algorithms. Another approach

Table III
ALGORITHM PP (FOR B-MAC NETWORKS)

Initialize $\hat{\Sigma}_{1:L}$ and Ω_l 's such that $\sum_{l=1}^L \text{Tr}(\hat{\Sigma}_l) \leq P_T$,
 $\hat{\Sigma}_l \succeq 0, \forall l$ and $\Omega_l = \mathbf{I}, \forall l$.

While not converge **do**

1. Polite water-filling in the forward links
 - a. For $\forall l$, obtain $\hat{\Omega}_l$ from $\hat{\Sigma}_{1:L}$ using (5).
 Perform thin SVD $\Omega_l^{-1/2} \mathbf{H}_{l,l} \hat{\Omega}_l^{-1/2} = \mathbf{F}_l \mathbf{\Delta}_l \mathbf{G}_l^\dagger$.
 - b. Let $\delta_{l,i}$ be the i^{th} diagonal element of $\mathbf{\Delta}_l^2$ and let $\rho_{l,i}$ be the norm square of the i^{th} column of $\hat{\Omega}_l^{-1/2} \mathbf{G}_l$. Obtain \mathbf{D}_l as

$$\mathbf{D}_l = \text{diag}(d_{l,1}, \dots, d_{l,N_l}),$$

$$d_{l,i} = \left(\frac{w_l}{\mu} - \frac{1}{\delta_{l,i}} \right)^+, i = 1, \dots, N_l,$$
 where μ is chosen such that

$$\sum_{l=1}^L \sum_{i=1}^{N_l} \rho_{l,i} d_{l,i} = P_T.$$
 - c. Update Σ_l 's as

$$\Sigma_l = \hat{\Omega}_l^{-1/2} \mathbf{G}_l \mathbf{D}_l \mathbf{G}_l^\dagger \hat{\Omega}_l^{-1/2}, \forall l.$$
2. Polite water-filling in the reverse links
 - a. For $\forall l$, obtain Ω_l from $\Sigma_{1:L}$ using (2).
 Perform thin SVD $\Omega_l^{-1/2} \mathbf{H}_{l,l} \hat{\Omega}_l^{-1/2} = \mathbf{F}_l \mathbf{\Delta}_l \mathbf{G}_l^\dagger$.
 - b. Let $\delta_{l,i}$ be the i^{th} diagonal element of $\mathbf{\Delta}_l^2$ and let $\hat{\rho}_{l,i}$ be the norm square of the i^{th} column of $\Omega_l^{-1/2} \mathbf{F}_l$. Obtain \mathbf{D}_l as

$$\mathbf{D}_l = \text{diag}(d_{l,1}, \dots, d_{l,N_l}),$$

$$d_{l,i} = \left(\frac{w_l}{\mu} - \frac{1}{\delta_{l,i}} \right)^+, i = 1, \dots, N_l,$$
 where μ is chosen such that

$$\sum_{l=1}^L \sum_{i=1}^{N_l} \hat{\rho}_{l,i} d_{l,i} = P_T.$$
 - c. Update $\hat{\Sigma}_l$'s as

$$\hat{\Sigma}_l = \Omega_l^{-1/2} \mathbf{F}_l \mathbf{D}_l \mathbf{F}_l^\dagger \Omega_l^{-1/2}, \forall l.$$

End

to convergence proof may be interpreting the polite water-filling as message passing in a factor graph and derive the conditions of convergence on the graph.

Remark 9. The following is the connection to another iterative water-filling algorithm proposed in [39, Section IV] for parallel SISO interference networks. It is derived by directly solving the KKT conditions of the weighted-sum rate maximization problem. As expected, the result also has a term $t_k(n)$ related to the interference to other nodes. In the SISO case, the matrix $\hat{\Omega}_l$

equals to $1 + \frac{t_k(n)}{\lambda_k}$ in [39] only for stationary points. Algorithm PT or PP can be used there to reduce the complexity. On the other hand, we can extend the algorithm in [39] to MIMO B-MAC networks by directly solving the KKT conditions for the MIMO case and by using the concept of polite water-filling. It results in an algorithm that has similar performance to Algorithm PT but does not take the advantage of the duality. In the algorithm, we replace the matrix $\hat{\Omega}_l$ by the term

$$\begin{aligned} & \mathbf{I} + \sum_{k \neq l} \frac{w_k}{\mu} \Phi_{k,l} \mathbf{H}_{k,l}^\dagger \\ & \times \left(\Omega_k^{-1} - \left(\Omega_k + \mathbf{H}_{k,k} \Sigma_k \mathbf{H}_{k,k}^\dagger \right)^{-1} \right) \mathbf{H}_{k,l} \end{aligned} \quad (56)$$

in (54), avoiding the covariance transformation in Algorithm PT and reverse link polite water-filling in Algorithm PP. But as a result, the equivalent channel becomes a function of μ and in order to perform the polite water-filling, SVD has to be repeatedly done when searching for μ to satisfy the power constraint, leading to a higher complexity than Algorithm PP since the reverse link polite water-filling in Algorithm PP only requires one SVD for each link.

E. Complexity Analysis

We first give a brief analysis to show the complexity order per iteration of the proposed algorithms. The main computation complexity lies in the SVD and matrix inverse operations in the polite water-filling procedure and in the calculation of the MMSE-SIC receivers. These operations are performed over the matrices whose dimensions are equal to the number of the antennas at each node and are not increased with the number of transmission links L . This, however, is not true for generic optimization methods. We use the order of the total number of SVD and matrix inverse operations to measure the complexity.

- For Algorithm P, in step 1, we need to calculate $\hat{\Sigma}_{L,1:L-1}$ by the covariance transformation, which has a complexity order of $\mathcal{O}(L)$. In step 2, the complexity order of the polite water-filling procedure to obtain $\hat{\Sigma}'_{i,i}$'s is also $\mathcal{O}(L)$. And in step 3, the covariance transformation to calculate $\Sigma'_{i,1:i}$, $i = 1, \dots, L$ has a complexity order of $\mathcal{O}(L^2)$. Therefore, the total complexity order is $\mathcal{O}(L^2)$.
- Algorithm P1 only adds a linear search compared to Algorithm P. Therefore, it has the same complexity order as Algorithm P.

- The complexity of Algorithm PT depends on whether the network is iTree network or not. For iTree network, the covariance transformation to obtain $\hat{\Sigma}_{1:L}$ in step 1 and the polite water-filling to obtain Σ_l 's in step 2 have a complexity order of $\mathcal{O}(L)$ because the reverse link power in the covariance transformation can be calculated one by one. For other networks, we need to solve a $\sum_{l=1}^L M_l$ -dimensional linear equation as in (17), whose complexity depends on the density and structure of the cross-talk matrix $\Psi(\mathbf{T}, \mathbf{R})$. In the worst case, the complexity order is $\mathcal{O}(L^3)$. In other cases such as with triangular or sparse $\Psi(\mathbf{T}, \mathbf{R})$, the complexity is much lower. Fortunately, in practice, $\Psi(\mathbf{T}, \mathbf{R})$ is usually sparse for a large wireless network because of path loss or interference suppression techniques.
- The complexity order of Algorithm PP is always $\mathcal{O}(L)$ since the reverse input covariance matrices are also obtained by polite water-filling.

In practice, Algorithm PT is the choice for iTree networks because its performance is similar to Algorithm P1 but the complexity is much lower, while Algorithm PP, which has even lower complexity, is a better choice for general B-MAC networks because its convergence behavior is less sensitive to the interference loops and interference strength. Therefore, Algorithm P and P1 are more of theoretic value. Although Algorithm P and P1 have higher complexity than the $\mathcal{O}(L)$ algorithms in [8], [9], [24], [25], they are still much simpler than the standard interior point methods of complexity order of $\mathcal{O}(L^3)$ [70] and can be used in more general cases compared to those for MIMO MAC/BC.

Second, we discuss the number of iterations needed or in other words, the convergence speed. The number of neighbors of a node in the network is expected to have little influence on the convergence speed of the designed algorithms because at each link, the forward and reverse link interference-plus-noise covariance matrices summarize all interference no matter how many neighbors of the link are there. The convergence speed is expected to depend on the girth of the network because each iteration propagates the influence of the transmission scheme of a transmitter to its closest neighbors. But in a wireless network, large girth with uniformly strong channel gains has small probability to happen. Therefore, the number of iterations needed is small as will be verified by the simulation results in Section V. Define the accuracy as the difference between the performance of a certain number of iterations and the maximum, if known. Accuracy versus iteration numbers gives a closer look at the asymptotic convergence behavior. As expected, the algorithms in this paper have superior accuracy because of the optimality of

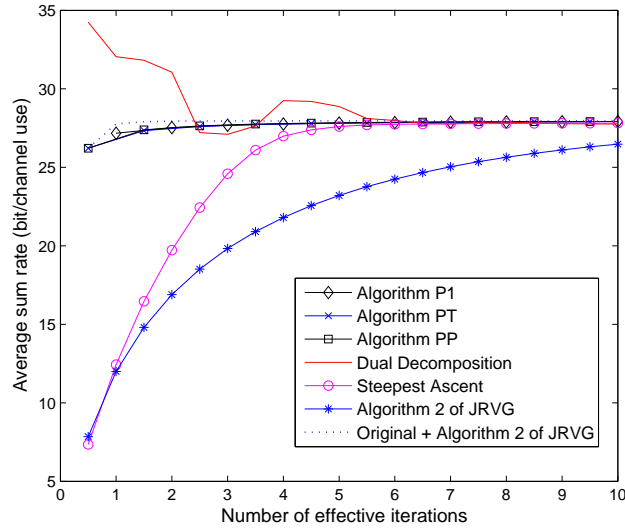


Figure 3. Convergence speed comparison of the sum-rate for a 10-user MAC.

the polite water-filling structure.

In summary, Algorithm PT and PP are expected and have been verified by simulation to have superior performance, complexity per iteration, convergence speed, and accuracy than other algorithms that do not take the advantage of the optimal input structure.

V. SIMULATION RESULTS

Simulations are used to verify the performance of the proposed algorithms. Block fading channel is assumed and the channel matrices are independently generated by $\mathbf{H}_{l,k} = \sqrt{g_{l,k}}\mathbf{H}_{l,k}^{(W)}$, $\forall k, l$, where $\mathbf{H}_{l,k}^{(W)}$ has zero-mean i.i.d. Gaussian entries with unit variance and the constant $g_{l,k} = 0\text{dB}$, $\forall k, l$ except for Fig. 10 and Fig. 11. The code word length equal to the fading block length. For weighted sum-rate, the weights are randomly chosen between 0.8 and 1.2. In Fig. 3-5, Fig. 10 and Fig. 11, each simulation is averaged over 100 random channel realizations to show that the performance difference is not an accident. In all other figures, the simulation is performed over a single channel realization to show the details of the asymptotic accuracy or the effect of different initial points. We use zero valued initial points except for Fig. 9, Fig. 11, and Fig. 12, where both zero and random initial points are simulated.

To make fair comparison of the convergence speed by taking into account the complexity,

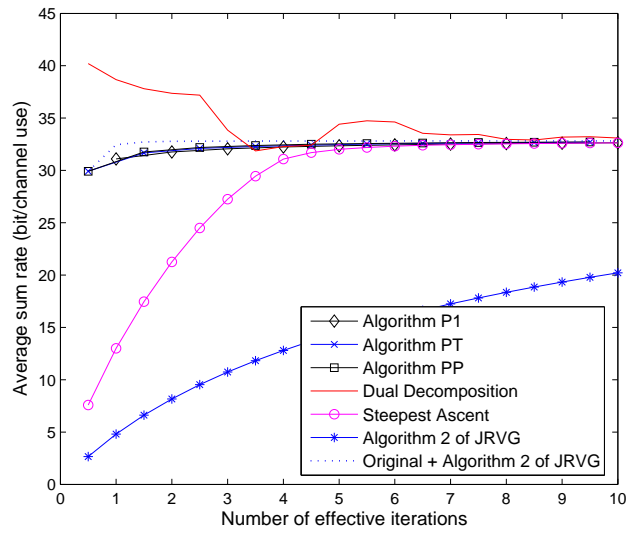


Figure 4. Convergence speed comparison of the sum-rate for a 50-user MAC.

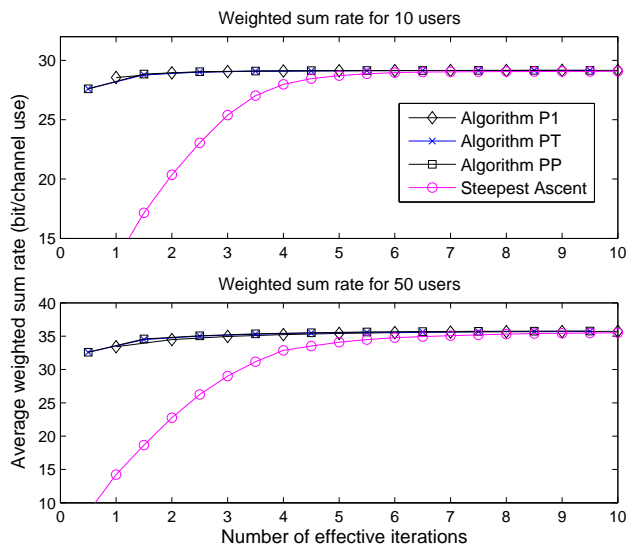


Figure 5. Convergence speed comparison of the weighted sum-rate for a 10/50-user MAC.

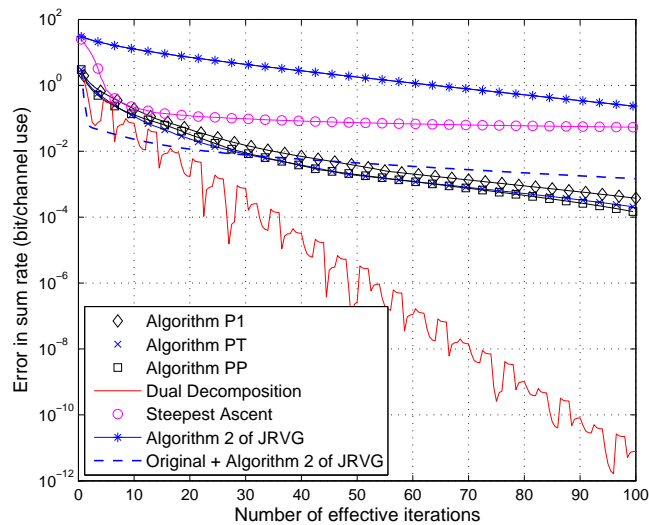


Figure 6. Sum-rate accuracy of the algorithms for a 50-user MAC.

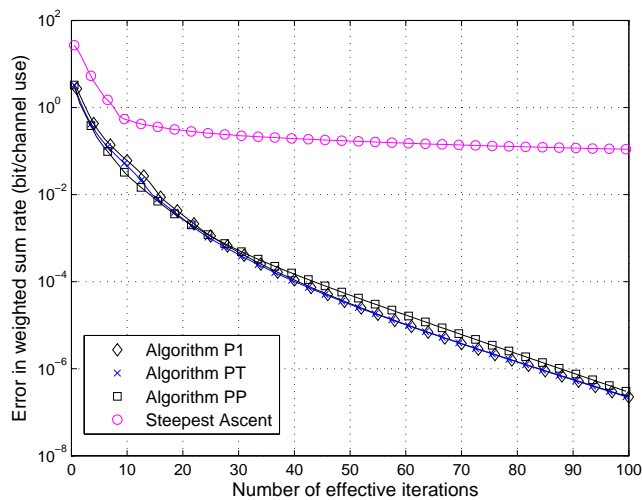


Figure 7. Weighted sum-rate accuracy of the algorithms for a 50-user MAC.

we use *effective iterations*. Each iteration of the Algorithm PT or PP consists of an update in the forward links and an update in the reverse links. The rates are output at 0.5, 1.5, 2.5, *etc.*, effective iterations. For Algorithm P1, the i^{th} iteration is also the i^{th} effective iteration. For the other algorithms in the literature, the i^{th} iteration is counted as the $(i/2)^{\text{th}}$ effective iteration because they only have update in the forward links. This is a conservative approach because some

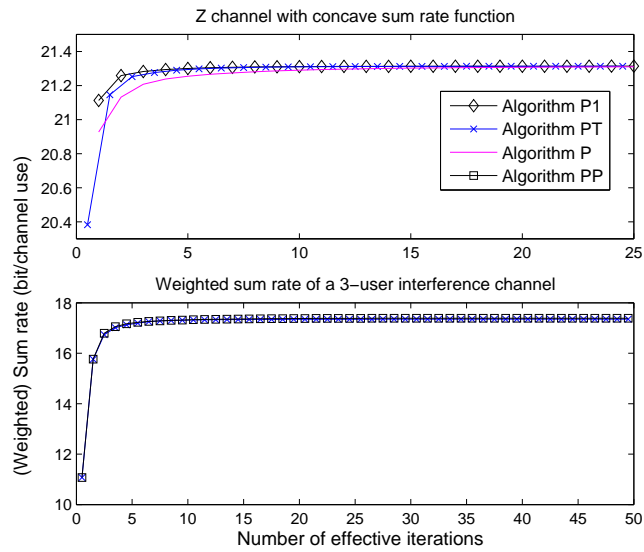


Figure 8. Convergence speed of the algorithms for a Z channel and an interference channel.

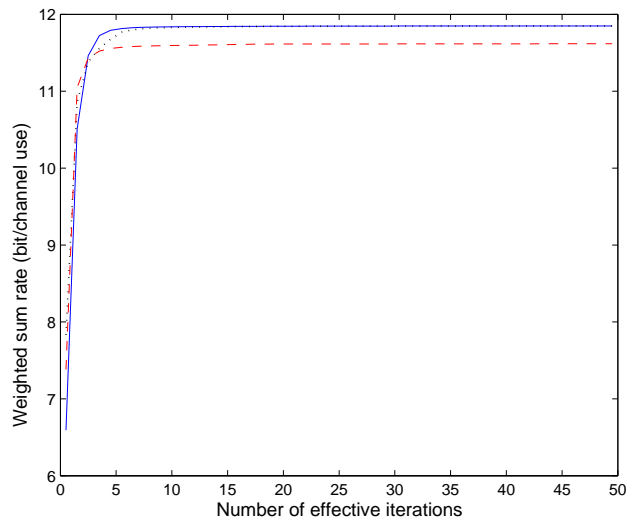


Figure 9. Convergence speed of Algorithm PP with different initial points for a 2-user X channel.

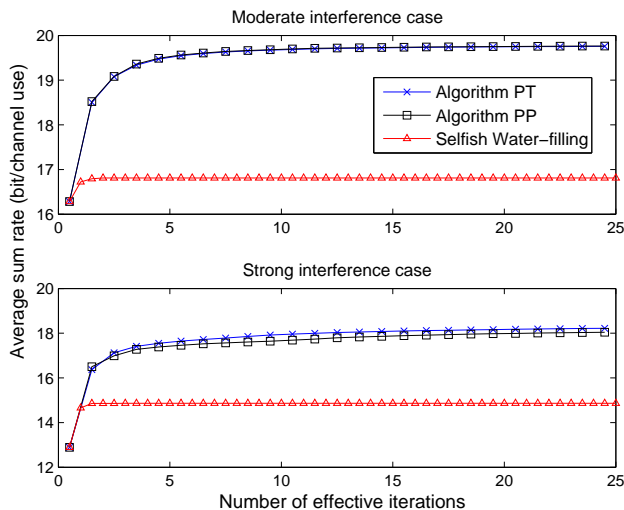


Figure 10. Convergence speed comparison with selfish water-filling for the iTREE network in Fig. 2.

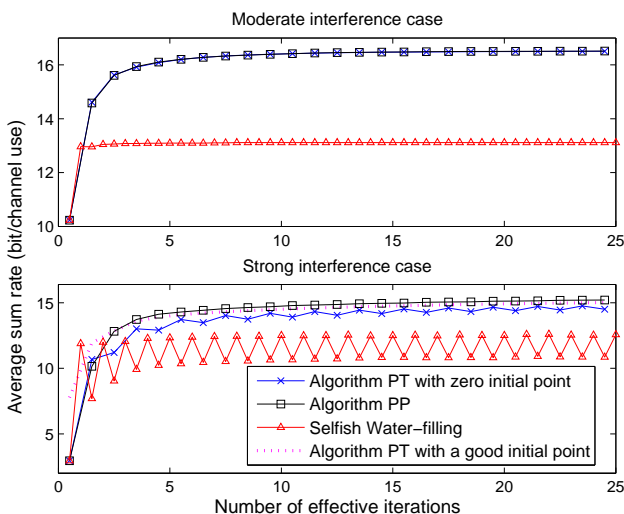


Figure 11. Convergence behavior comparison with selfish water-filling for a 3-user interference channel.

of these other algorithms' complexity of each iteration is higher than that of one half iteration of Algorithm PT or PP. Nevertheless, Algorithms PT and PP still show clear advantages.

We first demonstrate the superior convergence speed of Algorithms P1, PT and PP. Fig. 3-5 plot the (weighted) sum-rate versus effective iteration number for a MIMO MAC with 2 transmit antennas at each user and 8 receive antennas. The scenarios of sum-rate, weighted sum-

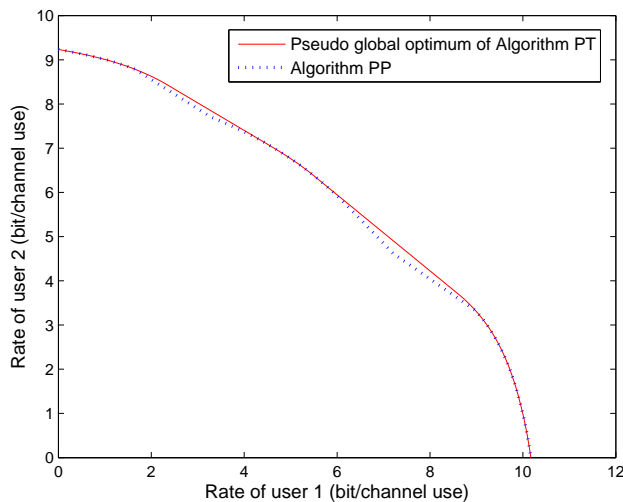


Figure 12. Achieved rate regions of a two-user interference channel.

rate, 10 users, and 50 users are simulated. The results are compared with those of the steepest ascent algorithm in [24] with Matlab code from [72], the ‘Original Algorithm’ and ‘Algorithm 2’ of JRVG in [8] with Matlab code from [73], and the dual decomposition algorithm in [9]. The ‘Original Algorithm’ in [8] is obtained by enforcing the sum-rate water-filling structure in [7] iteratively. It is observed in [8] that the sum-rate of the ‘Original Algorithm’ grows fast initially and then may decrease and/or oscillate. Therefore, a hybrid algorithm called ‘Original + Algorithm 2’ is considered the best in [8], where the ‘Original Algorithm’ is performed for the first five iterations, and then ‘Algorithm 2’ in [8] is used for the rest of the iterations. Algorithms P1, PT and PP have similar convergence speed as that of ‘Original + Algorithm 2’ and outperform all other algorithms. As expected, the convergence speed of Algorithms P1, PT and PP appears to be independent of the number of users, possibly because the girth of the interference graph of the MAC is one, regardless of the number of users. In Fig. 6 and Fig. 7, we compare the asymptotic convergence speed, or accuracy, defined as the errors from the maximums of the (weighted) sum-rate. Algorithm P1, PT and PP have the highest accuracy except for the dual decomposition algorithm in [9]. This is because the dual decomposition algorithm is a water-filling directly on sum-rate, while the polite water-filling is on each link. The errors accumulate when summing all the links’ rates together. In summary, for sum-rate, the best algorithm will

be ‘Original Algorithm + Algorithm PT or PP’ for a compromise of initial convergence speed and accuracy. For weighted sum-rate, the best is Algorithm PT or PP.

In Fig. 8, we plot the sum-rate for a Z channel with concave sum-rate function and the weighted sum-rate for a 3-user interference channel. In both channels, each node has 4 antennas. For the Z channel, Algorithms P1 and PT have faster convergence speed than Algorithm P. For the 3-user interference channel where the problem may be non-convex, Algorithm PT and PP have the same performance and converge fast and monotonically to a stationary point.

In Fig. 9, we show the convergence speed of Algorithm PP for a nontrivial example of B-MAC networks, the two-user X channel, with 3 antennas at each node. We plot the weighted sum-rate versus the effective iteration number with three different initial points for the same channel realization. For all initial points, Algorithm PP converges quickly to some stationary points.

As expected, the polite water-filling is superior to the selfish water-filling, which can be obtained by fixing the $\hat{\Omega}_l$'s in Algorithm PT or PP as identity matrices. The performance of polite and selfish water-filling is compared in Fig. 10 for the iTREE network of Fig. 2 and in Fig. 11 for a 3-user interference channel. Each node is assumed to have four antennas. In the upper sub-plot of Fig. 10, we consider the moderate interference case, where we set $g_{l,k} = 0\text{dB}$, $\forall k, l$. In the lower sub-plot of Fig. 10, we consider strong interference case, where we set $g_{l,3} = 10\text{dB}$, $l = 1, 2$ for the interfering links, and $g_{l,k} = 0\text{dB}$ for other k, l 's. It can be observed that Algorithm PT and PP achieve a much higher sum-rate than the selfish water-filling. In the upper sub-plot of Fig. 11, we set $g_{l,k} = 0\text{dB}$, $\forall k, l$, and similar results as in Fig. 10 can be observed. In the lower sub-plot, we set $g_{l,k} = 10\text{dB}$, $\forall k \neq l$, and $g_{l,k} = 0\text{dB}$, $\forall k = l$. In this case, the selfish water-filling based algorithm no longer converges. Algorithm PT converges with a good initial point found by a typically three trials. Algorithm PP converges for almost all channel realizations, which demonstrates its insensitivity to the interference loops and strength.

Algorithms PT and PP can be used to find the approximate boundary of the convex hull of the achievable rate region. In Fig. 12, we plot the approximate boundary achieved by Algorithm PP for a two-user interference channel with 3 antennas at each transmitter and 4 antennas at each receiver. The sum power constraint is $P_T = 10\text{dB}$. The weights are $w_1 = \mu$ and $w_2 = 1 - \mu$, with μ varying from 0.01 to 0.99. The boundary (dot line) obtained from a single initial point for Algorithm PP is close to the *pseudo global optimum* (solid line). The result demonstrates

that Algorithm PP can find good solutions even with single initial point. Not showing is that Algorithm PT with a single initial point also achieves near pseudo optimum boundary.

VI. CONCLUSIONS AND FUTURE WORK

This paper extends BC-MAC rate duality to the MIMO one-hop interference networks named B-MAC networks with Gaussian input and any valid coupling matrices. The main contribution is the discovery that the Pareto optimal input has a polite water-filling structure, which strikes an optimal balance between reducing interference to others and maximizing a link's own rate. It provides insight into interference management in networks and a method to decompose a network to multiple equivalent single-user links. It can be employed to design/improve most related optimization algorithms. As an example, low complexity weighted sum-rate maximization algorithms are designed and demonstrated to have superior performance, convergence speed, and accuracy. A sub-class of the B-MAC networks, the interference tree (iTree) networks, is identified, for which the optimality of the algorithm is discussed. iTree networks appears to be a natural extension of broadcast and multiaccess networks and possesses some desirable properties.

The results in this paper is a stepping stone for solving many interesting problems. Some future works are listed below.

- *Extension to Han-Kobayashi Transmission Scheme:* Han-Kobayashi scheme cancels more interference at multiple receivers and is especially beneficial when the interfering channel gain is large. But its optimization is still an open problem. As discussed in Remark 5 of Section III-B, the Lagrangian interpretation of the reverse link interference-plus-noise covariance matrix for the polite water-filling makes it possible to extend the duality and polite water-filling to Han-Kobayashi transmission scheme so as to help understand the optimal input structure and design low complexity optimization algorithms. The approach in this paper may also be useful in multi-hop networks, relay channels, and ad-hoc networks.
- *Multiple Linear Constraints, Cognitive Radio, and Other Optimization Problems:* Polite water-filling and the extension to a single linear constraint in Section III-C can be employed to optimize B-MAC networks with multiple linear constraints, such as per antenna power constraints and interference constraints in cognitive radio. In these problems, the single linear constraint in this paper becomes a weighted sum of multiple linear constraints where the weights are Lagrange multipliers. The weights may be found by making the constraints

satisfied or by the duality of a larger networks with some virtual nodes for the constraints. Other optimization problems include ones with quality of service requirement, such as those studied in our recent work [74].

- *Distributed Optimization and Finite Rate Message Passing:* This paper studies centralized optimization with perfect global channel state information. In practice, distributed/game-theoretic optimization algorithms with partial channel state information are desirable [12], [74], [75]. The insight from polite water-filling is well suited for this as it turns the problem into single-user optimization problems under the influence of interference from and to others, as summarized by the covariance matrices Ω_l and $\hat{\Omega}_l$. Partial or full knowledge of these covariance matrices can be obtained from reverse link transmission or pilot training in time division duplex (TDD) systems, or from message passing among the nodes in frequency division duplex (FDD) systems [76]. The simulation results in this paper indicates that a few iterations suffices for achieving most of the gain, making the message passing approach practical. In real-world, the message passing is further limited to finite rate. The single-user view of the polite water-filling structure makes it convenient to extend the results on the single-user finite rate feedback in [77], [78] to B-MAC networks.
- *Extension to Fading Channels, OFDM Systems, and Adaptive Transmission:* Fixed channel matrices are considered in this paper. Assuming the transmitters know the channel state information, it is straightforward to extend the results of fixed channel matrices in this paper to time or frequency varying channels like fading channels and OFDM systems by considering parallel B-MAC networks. Then, the polite water-filling will be across users, space (antennas), time, and frequency. For weighted sum-rate maximization, the constant μ in the polite water-filling level w_l/μ is chosen such that the average power constraint across time/frequency is satisfied. When all the channel distributions across time/frequency are known, such μ can be obtained by an off-line algorithm. Otherwise, μ can be adaptively adjusted to satisfy the average power constraints. Except for the partial characterization in Section IV-A, the optimization of encoding/decoding order in general is an open and important future research.
- *iTree Networks:* A fruitful approach to the open problem of network information theory is to study special cases, such as deterministic channels [21], [62] and degree of freedom [5], [21], [63], in order to gain insight into the problem. iTree networks appears to be a useful

case to study. Because there is no interference loops, it is possible to say more about the optimality of designed transmission schemes and capacity regions.. The tree structure also makes it easier to analyze the distributed optimization by iterative message passing [12], just as the tree structure facilitates the analysis of LDPC decoding [79]. A factor graph interpretation of the polite water-filling may reveal more insight. For wireless channels with interference loops, interference cancellation techniques like the Han-Kobayashi scheme [2] can be used to break the strong loops and make the graph more like a tree, making iTREE networks relevant to practice.

APPENDIX

A. Proof of Theorem 1

Assume \mathbf{r} is a boundary point and $\Sigma'_{1:L}$ achieves a rate point $\mathbf{r}' \geq \mathbf{r}$, and $\exists k$, s.t. $r'_k > r_k$. One can find an $0 < \alpha < 1$ such that $\mathcal{I}_l((\Sigma'_1, \dots, \alpha \Sigma'_k, \dots, \Sigma'_L), \Phi) \geq r_l, \forall l$. Then, the extra power $\text{Tr}(\Sigma'_k) - \text{Tr}(\alpha \Sigma'_k)$ can be used to improve *all* non-zero rate users' rates over \mathbf{r} using $\beta(\Sigma'_1, \dots, \alpha \Sigma'_k, \dots, \Sigma'_L)$ as the input covariance matrices, where $\beta > 1$ is chosen such that $\sum_{l \neq k} \text{Tr}(\beta \Sigma'_l) + \text{Tr}(\beta \alpha \Sigma'_k) = P_T$. By the definition that the region is a union of sets $\{\mathbf{x} : 0 \leq x_l \leq \mathcal{I}_l(\Sigma_{1:L}, \Phi), 1 \leq l \leq L\}$, \mathbf{r} must not be a boundary point, which contradicts with the assumption. Therefore, the statement in Theorem 1 must be true.

B. Proof of Theorem 4

Without loss of generality, we prove Theorem 4 for link 1. Assume $M_l = M, l = 1, \dots, L$ for simplicity of notations. The proof is obtained by considering another sum power minimization problem in (57). We first give Lemma 10 which says that there exist dual variables satisfying the KKT conditions of problem (57). Then we show that these dual variables are the optimal dual variables of problem (21) and are given by Theorem 4.

First we define some notations. Define four sub matrices of the cross-talk matrix $\tilde{\Psi} = \Psi(\tilde{\mathbf{T}}, \tilde{\mathbf{R}})$ in (11) as

$$\tilde{\Psi} = \begin{bmatrix} \tilde{\Psi}_1 \in \mathbb{R}_+^{M \times M} & \tilde{\Psi}_{1,-1} \in \mathbb{R}_+^{M \times (L-1)M} \\ \tilde{\Psi}_{-1,1} \in \mathbb{R}_+^{(L-1)M \times M} & \tilde{\Psi}_{-1} \in \mathbb{R}_+^{(L-1)M \times (L-1)M} \end{bmatrix}$$

where $\tilde{\mathbf{T}} = [\tilde{\mathbf{t}}_{l,m}]_{m=1,\dots,M,l=1,\dots,L}$ and $\tilde{\mathbf{R}} = [\tilde{\mathbf{r}}_{l,m}]_{m=1,\dots,M,l=1,\dots,L}$ are the Pareto optimal transmit and receive vectors. Let $\tilde{\mathbf{D}}_1 \in \mathbb{R}_+^{M \times M}$ and $\tilde{\mathbf{D}}_{-1} \in \mathbb{R}_+^{(L-1)M \times (L-1)M}$ respectively be the submatrices at the upper left and lower right corner of $\mathbf{D}(\tilde{\mathbf{T}}, \tilde{\mathbf{R}}, \gamma^0)$ in (16), where γ^0 is set as the SINRs achieved by $\{\tilde{\mathbf{T}}, \tilde{\mathbf{R}}, \tilde{\mathbf{p}}\}$. Define

$$\mathbf{B}_{-1} = \tilde{\mathbf{D}}_{-1}^{-1} - \tilde{\Psi}_{-1}.$$

For $k = 2, \dots, L$, let $\mathbf{b}_{-1}^{k,m} \in \mathbb{C}^{1 \times (L-1)M}$ be the $((k-2)M + m)^{th}$ row of \mathbf{B}_{-1} .

Then we formulate the following sum power minimization problem for the proof, where the minimization is over Σ_1 and the transmit powers of other links $\mathbf{p}_{-1} = [\mathbf{p}_2^T, \dots, \mathbf{p}_L^T]^T \in \mathbb{R}_+^{(L-1)M \times 1}$ with the transmit and receive vectors for other links fixed as $\{\tilde{\mathbf{t}}_{k,m}, \tilde{\mathbf{r}}_{k,m}, k \neq 1\}$

$$\min_{\Sigma_1 \geq 0, \mathbf{p}_{-1} \geq 0} \text{Tr}(\Sigma_1) + \mathbf{1}^T \mathbf{p}_{-1} \quad (57)$$

$$\text{s.t.} \quad \log \left| \mathbf{I} + \mathbf{H}_{1,1} \Sigma_1 \mathbf{H}_{1,1}^\dagger \Omega_1^{-1}(\mathbf{p}_{-1}) \right| \geq \tilde{\mathcal{I}}_1$$

$$\text{Tr} \left(\Sigma_1 \mathbf{A}_{k,m}^{(1)} \right) - \mathbf{b}_{-1}^{k,m} \mathbf{p}_{-1} \leq -1, \quad \begin{matrix} k = 2, \dots, L \\ m = 1, \dots, M \end{matrix}, \quad (58)$$

where $\Omega_1(\mathbf{p}_{-1}) = \mathbf{I} + \sum_{k=2}^L \Phi_{1,k} \mathbf{H}_{1,k} \sum_{m=1}^M p_{k,m} \tilde{\mathbf{t}}_{k,m} \tilde{\mathbf{t}}_{k,m}^\dagger \mathbf{H}_{1,k}^\dagger$ is the interference-plus-noise covariance matrix of link 1. Note that the constraints in (58) imply the rate constraints: $\sum_{m=1}^M \log(1 + \gamma_{k,m}) \geq \tilde{\mathcal{I}}_k = \sum_{m=1}^M \log(1 + \tilde{\gamma}_{k,m})$, $k = 2, \dots, L$, where

$$\gamma_{k,m} = \frac{p_{k,m} \left| \tilde{\mathbf{r}}_{k,m}^\dagger \mathbf{H}_{k,k} \tilde{\mathbf{t}}_{k,m} \right|^2}{1 + \text{Tr} \left(\Sigma_1 \mathbf{A}_{k,m}^{(1)} \right) + \sum_{l=2}^L \sum_{n=1}^M p_{l,n} \tilde{\Psi}_{k,m}^{l,n}}, \quad (59)$$

is the SINR for the m^{th} stream of link k achieved by Σ_1 , \mathbf{p}_{-1} , and $\{\tilde{\mathbf{t}}_{k,m}, \tilde{\mathbf{r}}_{k,m}, k \neq 1\}$. This is because by the definition of $\mathbf{b}_{-1}^{k,m}$, the constraint $\text{Tr} \left(\Sigma_1 \mathbf{A}_{k,m}^{(1)} \right) - \mathbf{b}_{-1}^{k,m} \mathbf{p}_{-1} \leq -1$ is equivalent to $\gamma_{k,m} \geq \tilde{\gamma}_{k,m}$. It can be proved by contradiction that the Pareto optimal input $\tilde{\Sigma}_1$ and $\tilde{\mathbf{p}}_{-1}$ is an optimal solution of (57). The Lagrangian of problem (57) is

$$\begin{aligned} L(\lambda, \nu_1, \Theta, \Sigma_1, \mathbf{p}_{-1}) &= \text{Tr}(\Sigma_1 (\mathbf{A}_1(\lambda) - \Theta)) + \nu_1 \tilde{\mathcal{I}}_1 \\ &\quad - \nu_1 \log \left| \mathbf{I} + \mathbf{H}_{1,1} \Sigma_1 \mathbf{H}_{1,1}^\dagger \Omega_1^{-1}(\mathbf{p}_{-1}) \right| \\ &\quad + \mathbf{1}^T \mathbf{p}_{-1} - \lambda^T \mathbf{B}_{-1} \mathbf{p}_{-1} + \lambda^T \mathbf{1}, \end{aligned} \quad (60)$$

where the dual variables $\nu_1 \in \mathbb{R}_+$ and $\lambda = [\lambda_{2,1}, \dots, \lambda_{2,M}, \dots, \lambda_{L,1}, \dots, \lambda_{L,M}]^T \in \mathbb{R}_+^{(L-1)M \times 1}$ are associated with the rate constraint and the constraints in (58) respectively; $\mathbf{A}_1(\lambda)$ is defined in (23); Θ is the matrix dual variables associated with the positive semidefiniteness constraint on Σ_1 . Using the enhanced Fritz John necessary conditions in [80, Sec. 5.2], it can be proved that there exist dual variables satisfying the KKT conditions of problem (57) as stated in the following lemma.

Lemma 10. *The KKT conditions are necessary for $\tilde{\Sigma}_1, \tilde{\mathbf{p}}_{-1}$ to be optimal for problem (57), i.e., there exist dual variables $\tilde{\lambda} = [\tilde{\lambda}_{k,m}]_{k \neq 1}$, $\tilde{\nu}_1 \geq 0$ and $\tilde{\Theta} \succeq 0$, $\text{Tr}(\tilde{\Sigma}_1 \tilde{\Theta}) = 0$ such that*

$$\tilde{\nabla}_{\Sigma_1} L \triangleq \nabla_{\Sigma_1} L(\tilde{\lambda}, \tilde{\nu}_1, \tilde{\Theta}, \Sigma_1, \tilde{\mathbf{p}}_{-1}) \Big|_{\Sigma_1 = \tilde{\Sigma}_1} = \mathbf{0}, \quad (61)$$

$$\tilde{\nabla}_{\mathbf{p}_{-1}} L \triangleq \nabla_{\mathbf{p}_{-1}} L(\tilde{\lambda}, \tilde{\nu}_1, \tilde{\Theta}, \tilde{\Sigma}_1, \mathbf{p}_{-1}) \Big|_{\mathbf{p}_{-1} = \tilde{\mathbf{p}}_{-1}} = \mathbf{0}. \quad (62)$$

Note that $\Omega_1(\tilde{\mathbf{p}}_{-1}) = \tilde{\Omega}_1$. Then (61) can be expressed as

$$\mathbf{A}_1(\tilde{\lambda}) - \tilde{\nu}_1 \mathbf{H}_{1,1}^\dagger \left(\tilde{\Omega}_1 + \mathbf{H}_{1,1} \tilde{\Sigma}_1 \mathbf{H}_{1,1}^\dagger \right)^{-1} \mathbf{H}_{1,1} - \tilde{\Theta} = \mathbf{0}. \quad (63)$$

Because (63) is also the equation that the derivative of Lagrangian of the problem (21) equals to zero, and $\tilde{\Sigma}_1$ is the optimal solution of problem (21), $\tilde{\lambda}, \tilde{\nu}_1, \tilde{\Theta}$ satisfy the KKT conditions of the convex problem (21) and thus are the optimal dual variables of problem (21).

We show below that $\tilde{\lambda}$ and $\tilde{\nu}_1$ in Lemma 10 is uniquely given by (25) and (26). Combining this fact and Lemma 10, we conclude that $\tilde{\lambda}$ and $\tilde{\nu}_1$ in (25) and (26) are the optimal dual variables of problem (21). It is difficult to directly solve $\tilde{\lambda}$ and $\tilde{\nu}_1$ from (61) and (62). To simplify the problem, we restrict Σ_1 to be $\Sigma_1 = \tilde{\mathbf{T}}_1 \text{diag}(\mathbf{p}_1) \tilde{\mathbf{T}}_1^\dagger$ in the Lagrangian. For convenience, define

$$r_1^s(\mathbf{p}) = \sum_{m=1}^M \log \left(1 + \gamma_{1,m}(\tilde{\mathbf{T}}, \tilde{\mathbf{R}}, \mathbf{p}) \right), \quad (64)$$

where $\gamma_{1,m}(\tilde{\mathbf{T}}, \tilde{\mathbf{R}}, \mathbf{p})$ is the SINR of the m^{th} stream of link 1 achieved by $\{\tilde{\mathbf{T}}, \tilde{\mathbf{R}}, \mathbf{p}\}$. Note that $\log \left| \mathbf{I} + \mathbf{H}_{1,1} \Sigma_1 \mathbf{H}_{1,1}^\dagger \Omega_1^{-1}(\mathbf{p}) \right| = r_1^s(\mathbf{p})$, and $\tilde{\mathbf{t}}_{1,m}^\dagger \tilde{\Theta} \tilde{\mathbf{t}}_{1,m} = 0$ because $\text{Tr}(\tilde{\Sigma}_1 \tilde{\Theta}) = 0$ and $\tilde{\Theta}$ is positive semidefinite. Then the Lagrangian (60) can be rewritten as follow.

$$\begin{aligned} \bar{L}(\tilde{\lambda}, \tilde{\nu}_1, \mathbf{p}) &= \sum_{m=1}^M p_{1,m} \tilde{\mathbf{t}}_{1,m}^\dagger \mathbf{A}_1(\tilde{\lambda}) \tilde{\mathbf{t}}_{1,m} + \mathbf{1}^T \mathbf{p}_{-1} \\ &\quad + \tilde{\nu}_1 \left(\tilde{Z}_1 - r_1^s(\mathbf{p}) \right) - \tilde{\lambda}^T \mathbf{B}_{-1} \mathbf{p}_{-1} + \tilde{\lambda}^T \mathbf{1}. \end{aligned}$$

Note that (61) and (62) imply

$$\nabla_{\mathbf{p}_1} \bar{L} \left(\tilde{\lambda}, \tilde{\nu}_1, [\mathbf{p}_1^T, \tilde{\mathbf{p}}_{-1}^T]^T \right) \Big|_{\mathbf{p}_1 = \tilde{\mathbf{p}}_1} = \mathbf{0}, \quad (65)$$

$$\nabla_{\mathbf{p}_{-1}} \bar{L} \left(\tilde{\lambda}, \tilde{\nu}_1, [\tilde{\mathbf{p}}_1^T, \mathbf{p}_{-1}^T]^T \right) \Big|_{\mathbf{p}_{-1} = \tilde{\mathbf{p}}_{-1}} = \mathbf{0}. \quad (66)$$

As will be shown below, the solution of the above equations is uniquely given by (25) and (26), which therefore must also be the solution of the equations in (61) and (62).

For convenience, define $\hat{\mathbf{q}}_1 = [\hat{q}_{1,1}, \dots, \hat{q}_{1,M}]$ and

$$\hat{q}_{1,m} = \frac{\tilde{\nu}_1 \tilde{\gamma}_{1,m}^2}{\tilde{p}_{1,m} (1 + \tilde{\gamma}_{1,m}) \tilde{G}_{1,m}},$$

where $\tilde{G}_{1,m} = \left| \tilde{\mathbf{r}}_{1,m}^\dagger \mathbf{H}_{1,1} \tilde{\mathbf{t}}_{1,m} \right|^2$. It can be derived from (64) and $\tilde{\gamma}_{1,m} = \gamma_{1,m} \left(\tilde{\mathbf{T}}, \tilde{\mathbf{R}}, \tilde{\mathbf{p}} \right)$ that

$$\tilde{\nu}_1 \frac{\partial r_1^s(\mathbf{p})}{\partial p_{1,m}} \Big|_{\mathbf{p} = \tilde{\mathbf{p}}} = \frac{\tilde{G}_{1,m} \hat{q}_{1,m}}{\tilde{\gamma}_{1,m}} - \sum_{n=1}^M \tilde{\Psi}_{1,n}^{1,m} \hat{q}_{1,n}, \quad m = 1, \dots, M,$$

$$\tilde{\nu}_1 \frac{\partial r_1^s(\mathbf{p})}{\partial p_{k,m}} \Big|_{\mathbf{p} = \tilde{\mathbf{p}}} = - \sum_{n=1}^M \tilde{\Psi}_{1,n}^{k,m} \hat{q}_{1,n}, \quad m = 1, \dots, M, k \neq 1.$$

Noting that $\tilde{\mathbf{t}}_{1,m}^\dagger \mathbf{A}_1 \left(\tilde{\lambda} \right) \tilde{\mathbf{t}}_{1,m} = \sum_{k=2}^L \sum_{n=1}^M \tilde{\lambda}_{k,n} \tilde{\Psi}_{k,n}^{1,m} + 1$, equation (65) and (66) can be expressed as

$$\tilde{\mathbf{D}}_1^{-1} \hat{\mathbf{q}}_1 - \tilde{\Psi}_{-1,1}^T \tilde{\lambda} - \tilde{\Psi}_1^T \hat{\mathbf{q}}_1 = \mathbf{1}, \quad (67)$$

$$\mathbf{B}_{-1}^T \tilde{\lambda} - \tilde{\Psi}_{1,-1}^T \hat{\mathbf{q}}_1 = \mathbf{1}. \quad (68)$$

Define $\hat{\mathbf{q}} = \left[\hat{\mathbf{q}}_1^T, \tilde{\lambda}^T \right]^T$. Then (67) and (68) together form the following linear equations

$$\left(\mathbf{D}^{-1} \left(\tilde{\mathbf{T}}, \tilde{\mathbf{R}}, \gamma^0 \right) - \Psi^T \left(\tilde{\mathbf{T}}, \tilde{\mathbf{R}} \right) \right) \hat{\mathbf{q}} = \mathbf{1}.$$

Since $\mathbf{D}^{-1} \left(\tilde{\mathbf{T}}, \tilde{\mathbf{R}}, \gamma^0 \right) - \Psi^T \left(\tilde{\mathbf{T}}, \tilde{\mathbf{R}} \right)$ is invertible [52], $\hat{\mathbf{q}}$ is uniquely given by

$$\hat{\mathbf{q}} = \left(\mathbf{D}^{-1} \left(\tilde{\mathbf{T}}, \tilde{\mathbf{R}}, \gamma^0 \right) - \Psi^T \left(\tilde{\mathbf{T}}, \tilde{\mathbf{R}} \right) \right)^{-1} \mathbf{1} = \tilde{\mathbf{q}},$$

which means $\tilde{\lambda}, \tilde{\nu}_1$ is uniquely given by (25) and (26).

C. Proof of Lemma 3

It is a consequence of the SINR duality applied to a single-user channel $\bar{\mathbf{H}}_l \triangleq \mathbf{\Omega}_l^{-1/2} \mathbf{H}_{l,l} \hat{\mathbf{\Omega}}_l^{-1/2}$. Decompose \mathbf{Q}_l and $\hat{\mathbf{Q}}_l$ to beams as $\mathbf{Q}_l = \sum_{m=1}^{M_l} d_{l,m} \mathbf{u}_{l,m} \mathbf{u}_{l,m}^\dagger$, where $d_{l,m} = p_{l,m} \left\| \hat{\mathbf{\Omega}}_l^{1/2} \mathbf{t}_{l,m} \right\|^2$ is the equivalent transmit power and $\mathbf{u}_{l,m} = \hat{\mathbf{\Omega}}_l^{1/2} \sqrt{p_{l,m}} \mathbf{t}_{l,m} / \sqrt{d_{l,m}}$ is the equivalent transmit vector; and $\hat{\mathbf{Q}}_l = \sum_{m=1}^{M_l} \hat{d}_{l,m} \mathbf{v}_{l,m} \mathbf{v}_{l,m}^\dagger$, where $\hat{d}_{l,m} = q_{l,m} \left\| \mathbf{\Omega}_l^{1/2} \mathbf{r}_{l,m} \right\|^2$ and $\mathbf{v}_{l,m} = \mathbf{\Omega}_l^{1/2} \sqrt{q_{l,m}} \mathbf{r}_{l,m} / \sqrt{\hat{d}_{l,m}}$. According to the covariance transformation, $\{\mathbf{t}_{l,m}\}$, $\{\mathbf{r}_{l,m}\}$, $\{p_{l,m}\}$ and $\{q_{l,m}\}$ achieves the same set of SINRs in the forward and reverse links. Correspondingly, $\{\mathbf{u}_{l,m}\}$, $\{\mathbf{v}_{l,m}\}$, $\{d_{l,m}\}$ and $\{\hat{d}_{l,m}\}$ achieves the same set of SINRs in $\bar{\mathbf{H}}_l$ and $\bar{\mathbf{H}}_l^\dagger$. Apply Theorem 1 of [52] to this single-user network, we obtain $\sum_{m=1}^{M_l} d_{l,m} = \sum_{m=1}^{M_l} \hat{d}_{l,m}$, i.e., $\text{Tr}(\mathbf{Q}_l) = \text{Tr}(\hat{\mathbf{Q}}_l)$.

D. Proof of Theorem 7

The proof contains three parts. The uniqueness of the covariance transformation is shown by the observation that it can be equivalently viewed as the covariance transformations for parallel single-user channels. The other two parts, the matrix equations (30) and (31), are proved by utilizing the polite water-filling structure.

First we prove that different decompositions of $\mathbf{\Sigma}_{1:L}$ produce the same $\hat{\mathbf{\Sigma}}_{1:L}$ through the covariance transformation. We will use the notations in the proof of Lemma 3. Suppose $\mathbf{\Sigma}_{1:L}$ is transformed to $\hat{\mathbf{\Sigma}}_{1:L}$ using the decomposition $\mathbf{\Sigma}_l = \sum_{m=1}^{M_l} p_{l,m} \mathbf{t}_{l,m} \mathbf{t}_{l,m}^\dagger$, $l = 1, \dots, L$ with $\{\mathbf{r}_{l,m}\}$ as the MMSE-SIC receive vectors and $\{q_{l,m}\}$ as the reverse link transmit powers. The corresponding equivalent input covariance matrices are $\mathbf{Q}_l = \sum_{m=1}^{M_l} d_{l,m} \mathbf{u}_{l,m} \mathbf{u}_{l,m}^\dagger$ and $\hat{\mathbf{Q}}_l = \sum_{m=1}^{M_l} \hat{d}_{l,m} \mathbf{v}_{l,m} \mathbf{v}_{l,m}^\dagger$. For a new decomposition $\mathbf{\Sigma}_l = \sum_{m=1}^{M_l} p'_{l,m} \mathbf{t}'_{l,m} (\mathbf{t}'_{l,m})^\dagger$, $l = 1, \dots, L$, it can be changed from the old decomposition one link at a time. Without loss of generality, let l be the first link to be changed and prove $\hat{\mathbf{\Sigma}}_{1:L}$ remains the same. In this case, the transmission schemes of all other links are still $\{\mathbf{t}_{k,m}, p_{k,m}, \forall k \neq l\}$, and the MMSE-SIC receive vectors are still $\{\mathbf{r}_{k,m}, \forall k \neq l\}$ because the interference at link $k (\neq l)$ does not depend on the decomposition of $\mathbf{\Sigma}_l$. Furthermore, we artificially fix the transmit powers of all other reverse links as $\{q_{k,m}, \forall k \neq l\}$. Then both $\mathbf{\Omega}_l$ and $\hat{\mathbf{\Omega}}_l$ are not changed. Find $\hat{\mathbf{\Sigma}}'_l$ by calculating the MMSE-SIC receive vectors $\{\mathbf{r}'_{l,m}\}$ and the unique $q'_{l,m}$ such that the SINR of the m^{th} stream of the l^{th} forward and reverse link are the same, $\forall m$. Since \mathbf{Q}_l is a water-filling solution over the forward equivalent channel $\bar{\mathbf{H}}_l$ and thus achieves the capacity of $\bar{\mathbf{H}}_l$ [66], the corresponding $\hat{\mathbf{Q}}'_l = \mathbf{\Omega}_l^{1/2} \hat{\mathbf{\Sigma}}'_l \mathbf{\Omega}_l^{1/2}$ achieves the capacity

of $\bar{\mathbf{H}}_l^\dagger$ with power $\text{Tr}(\hat{\mathbf{Q}}'_l) = \text{Tr}(\mathbf{Q}_l)$ by Lemma 3 applied to a single-user network of link l . Therefore, $\hat{\mathbf{Q}}'_l = \hat{\mathbf{Q}}_l$ because $\hat{\mathbf{Q}}_l$ also achieves the capacity of the $\bar{\mathbf{H}}_l^\dagger$ with the same power $\text{Tr}(\hat{\mathbf{Q}}_l) = \text{Tr}(\mathbf{Q}_l)$ and the capacity achieving covariance matrix is unique [66]. It follows that $\hat{\Sigma}'_l = \hat{\Sigma}_l$, which implies the interference from reverse link l to other reverse links does not change. Then, $\{\mathbf{r}'_{l,m}, q'_{l,m}\}$ and $\{\mathbf{r}_{k,m}, q_{k,m}, \forall k \neq l\}$ achieves the same SINRs as the forward links and thus $\{\hat{\Sigma}'_l = \hat{\Sigma}_l, \hat{\Sigma}_{k \neq l}\}$ is the result of the covariance transformation and is invariant with the decomposition of Σ_l .

Second, we prove (30). In the rest of the proof, the subscript l will be omitted for simplicity. We will use the notations in Theorem 5. Noting that $\mathbf{G}\Delta\mathbf{F}^\dagger = \hat{\Omega}^{-\frac{1}{2}}\mathbf{H}^\dagger\Omega^{-\frac{1}{2}}$, $\mathbf{F}\Delta\mathbf{G}^\dagger = \Omega^{-\frac{1}{2}}\mathbf{H}\hat{\Omega}^{-\frac{1}{2}}$, $\mathbf{G}\Delta^2\mathbf{G}^\dagger = \hat{\Omega}^{-\frac{1}{2}}\mathbf{H}^\dagger\Omega^{-1}\mathbf{H}\hat{\Omega}^{-\frac{1}{2}}$, $\mathbf{F}^\dagger\mathbf{F} = \mathbf{I}$ and $\mathbf{G}^\dagger\mathbf{G} = \mathbf{I}$, we have

$$\begin{aligned}
& \Delta\mathbf{D}\Delta = \mathbf{D}\Delta^2 \\
\Rightarrow & \hat{\Omega}^{-\frac{1}{2}}\mathbf{G}\Delta\mathbf{F}^\dagger\mathbf{F}\mathbf{D}\mathbf{F}^\dagger\mathbf{F}\Delta\mathbf{G}^\dagger \\
& = \hat{\Omega}^{-\frac{1}{2}}\mathbf{G}\mathbf{D}\mathbf{G}^\dagger\mathbf{G}\Delta^2\mathbf{G}^\dagger \\
\Rightarrow & \hat{\Omega}^{-\frac{1}{2}}\hat{\Omega}^{-\frac{1}{2}}\mathbf{H}^\dagger\Omega^{-\frac{1}{2}}\mathbf{F}\mathbf{D}\mathbf{F}^\dagger\Omega^{-\frac{1}{2}}\mathbf{H}\hat{\Omega}^{-\frac{1}{2}} \\
& = \hat{\Omega}^{-\frac{1}{2}}\mathbf{G}\mathbf{D}\mathbf{G}^\dagger\hat{\Omega}^{-\frac{1}{2}}\mathbf{H}^\dagger\Omega^{-1}\mathbf{H}\hat{\Omega}^{-\frac{1}{2}} \\
\Rightarrow & \hat{\Omega}^{-1}\mathbf{H}^\dagger\hat{\Sigma}\mathbf{H} = \Sigma\mathbf{H}^\dagger\Omega^{-1}\mathbf{H}.
\end{aligned}$$

where the last equation follows from (28) and (29) in Theorem 5.

Finally, we prove (31). Expand \mathbf{F} and \mathbf{G} to full unitary matrices $\tilde{\mathbf{F}} = [\mathbf{F}\bar{\mathbf{F}}] \in \mathbb{C}^{L_R \times L_R}$ and $\tilde{\mathbf{G}} = [\mathbf{G}\bar{\mathbf{G}}] \in \mathbb{C}^{L_T \times L_T}$. Zero pad Δ and \mathbf{D} to $\tilde{\Delta} \in \mathbb{C}^{L_R \times L_T}$ and $\tilde{\mathbf{D}} \in \mathbb{C}^{L_T \times L_T}$. Then we have

$$\begin{aligned}
& \nu \left(\Omega^{-1} - (\mathbf{H}\Sigma\mathbf{H}^\dagger + \Omega)^{-1} \right) \\
& = \nu \Omega^{-1/2} \left(\mathbf{I} - (\bar{\mathbf{H}}\mathbf{Q}\bar{\mathbf{H}}^\dagger + \mathbf{I})^{-1} \right) \Omega^{-1/2} \\
& = \nu \Omega^{-1/2} \left(\mathbf{I} - \left(\tilde{\mathbf{F}}\tilde{\Delta}\tilde{\mathbf{D}}\tilde{\Delta}^T\tilde{\mathbf{F}}^\dagger + \mathbf{I} \right)^{-1} \right) \Omega^{-1/2} \tag{69}
\end{aligned}$$

$$\begin{aligned}
& = \nu \Omega^{-1/2} \tilde{\mathbf{F}} \left(\mathbf{I} - \left(\tilde{\Delta}\tilde{\mathbf{D}}\tilde{\Delta}^T + \mathbf{I} \right)^{-1} \right) \tilde{\mathbf{F}}^\dagger \Omega^{-1/2} \\
& = \Omega^{-1/2} \tilde{\mathbf{F}}\tilde{\mathbf{D}}\tilde{\mathbf{F}}^\dagger \Omega^{-1/2} = \hat{\Sigma} \tag{70}
\end{aligned}$$

where the Equation (69) follows from $\mathbf{Q} = \mathbf{G}\mathbf{D}\mathbf{G}^\dagger$ and the Equation (70) follows from $\mathbf{D} = (\nu\mathbf{I} - \Delta^{-2})^+$ and $\hat{\mathbf{Q}} = \mathbf{F}\mathbf{D}\mathbf{F}^\dagger$.

E. Proof of Theorem 10

The weighted sum-rate function for a two-user Z channel can be expressed as

$$\begin{aligned}
 & f(\boldsymbol{\Sigma}_1, \boldsymbol{\Sigma}_2) \\
 &= w_1 \log \left| \mathbf{I} + \mathbf{H}_{1,1} \boldsymbol{\Sigma}_1 \mathbf{H}_{1,1}^\dagger + \mathbf{H}_{1,2} \boldsymbol{\Sigma}_2 \mathbf{H}_{1,2}^\dagger \right| \\
 & \quad + w_1 \left(\log \left| \mathbf{I} + \mathbf{H}_{2,2} \boldsymbol{\Sigma}_2 \mathbf{H}_{2,2}^\dagger \right| - \log \left| \mathbf{I} + \mathbf{H}_{1,2} \boldsymbol{\Sigma}_2 \mathbf{H}_{1,2}^\dagger \right| \right) \\
 & \quad + (w_2 - w_1) \log \left| \mathbf{I} + \mathbf{H}_{2,2} \boldsymbol{\Sigma}_2 \mathbf{H}_{2,2}^\dagger \right|.
 \end{aligned} \tag{71}$$

Because the sum of concave functions is still concave, and the first and third terms in (71) are logdet functions and thus are concave, we only need to show that the second term

$$g(\boldsymbol{\Sigma}_2) = \log \left| \mathbf{I} + \mathbf{H}_{2,2} \boldsymbol{\Sigma}_2 \mathbf{H}_{2,2}^\dagger \right| - \log \left| \mathbf{I} + \mathbf{H}_{1,2} \boldsymbol{\Sigma}_2 \mathbf{H}_{1,2}^\dagger \right|$$

is a concave function.

Consider the convex combination of two different inputs, $\mathbf{X}_2 \succeq 0$ and $\mathbf{Z}_2 \succeq 0$,

$$\begin{aligned}
 \boldsymbol{\Sigma}_2 &= t \mathbf{Z}_2 + (1-t) \mathbf{X}_2 \\
 &= \mathbf{X}_2 + t \mathbf{Y}_2,
 \end{aligned}$$

where $\mathbf{Y}_2 = \mathbf{Z}_2 - \mathbf{X}_2$ is Hermitian and $0 \leq t \leq 1$. Then $g(\boldsymbol{\Sigma}_2)$ is a concave function if and only if $\frac{d^2}{dt^2} g(\boldsymbol{\Sigma}_2) \leq 0$ for any $\mathbf{X}_2 \succeq 0$, $\mathbf{Z}_2 \succeq 0$ and $0 \leq t \leq 1$ [70].

It can be derived that [34]

$$\frac{d^2}{dt^2} g(\boldsymbol{\Sigma}_2) = -\text{Tr}[\mathbf{A} \mathbf{Y}_2 \mathbf{A} \mathbf{Y}_2] + \text{Tr}[\mathbf{B} \mathbf{Y}_2 \mathbf{B} \mathbf{Y}_2],$$

where $\mathbf{A} = \left(\left(\mathbf{H}_{2,2}^\dagger \mathbf{H}_{2,2} \right)^{-1} + \boldsymbol{\Sigma}_2 \right)^{-1}$ and $\mathbf{B} = \left(\left(\mathbf{H}_{1,2}^\dagger \mathbf{H}_{1,2} \right)^{-1} + \boldsymbol{\Sigma}_2 \right)^{-1}$ are positive definite matrices. If $\mathbf{H}_{2,2}^\dagger \mathbf{H}_{2,2} \succeq \mathbf{H}_{1,2}^\dagger \mathbf{H}_{1,2}$, then $\mathbf{A} \succeq \mathbf{B}$ and

$$\begin{aligned}
 & \text{Tr}(\mathbf{A} \mathbf{Y}_2 \mathbf{A} \mathbf{Y}_2) \\
 &= \text{Tr}(\mathbf{A}^{-1/2} \mathbf{Y}_2 \mathbf{A} \mathbf{Y}_2 \mathbf{A}^{-1/2}) \\
 &\geq \text{Tr}(\mathbf{A}^{-1/2} \mathbf{Y}_2 \mathbf{B} \mathbf{Y}_2 \mathbf{A}^{-1/2}) \\
 &= \text{Tr}(\mathbf{B}^{-1/2} \mathbf{Y}_2 \mathbf{A} \mathbf{Y}_2 \mathbf{B}^{-1/2}) \\
 &\geq \text{Tr}(\mathbf{B}^{-1/2} \mathbf{Y}_2 \mathbf{B} \mathbf{Y}_2 \mathbf{B}^{-1/2}) \\
 &= \text{Tr}(\mathbf{B} \mathbf{Y}_2 \mathbf{B} \mathbf{Y}_2),
 \end{aligned}$$

which implies that $\frac{d^2}{dt^2} g(\boldsymbol{\Sigma}_2) \leq 0$ and $g(\boldsymbol{\Sigma}_2)$ is a concave function.

F. Proof of Lemma 9

Because problem (36) is convex, we only need to show that the conditions in Lemma 9 are necessary and sufficient to satisfy the KKT conditions in (54). The sufficient part is proved in Theorem 13. The rest is to prove that if $\tilde{\Sigma}_{1:L}$ satisfy the KKT conditions with the optimal dual variable $\tilde{\mu}$, it must satisfy the conditions in Lemma 9. For iTree networks, we have $\Phi_{k,l} = 0$ for $k \geq l$, and thus the condition $\nabla_{\Sigma_l} L|_{\Sigma_{1:L}=\tilde{\Sigma}_{1:L}} = 0$ can be solved one by one from $l = 1$ to $l = L$. For $l = 1$, $\nabla_{\Sigma_l} L|_{\Sigma_{1:L}=\tilde{\Sigma}_{1:L}} = 0$ can be expressed as

$$\tilde{\Omega}_1 = \frac{w_1}{\tilde{\mu}} \mathbf{H}_{1,1}^\dagger \left(\tilde{\Omega}_1 + \mathbf{H}_{1,1} \tilde{\Sigma}_1 \mathbf{H}_{1,1}^\dagger \right)^{-1} \mathbf{H}_{1,1} + \frac{1}{\tilde{\mu}} \Theta_1, \quad (72)$$

where $\tilde{\Omega}_1 = \mathbf{I}$. Because (72) is also the KKT condition of the single-user polite water-filling problem, the solution $\tilde{\Sigma}_1$ is unique and must satisfy the polite water-filling structure in Lemma 9. By Theorem 7, we have

$$\tilde{\Sigma}_1 = \frac{w_1}{\tilde{\mu}} \left(\tilde{\Omega}_1^{-1} - \left(\tilde{\Omega}_1 + \mathbf{H}_{1,1} \tilde{\Sigma}_1 \mathbf{H}_{1,1}^\dagger \right)^{-1} \right).$$

Then for $l = 2$, $\nabla_{\Sigma_l} L|_{\Sigma_{1:L}=\tilde{\Sigma}_{1:L}} = 0$ can be expressed as

$$\tilde{\Omega}_2 = \frac{w_2}{\tilde{\mu}} \mathbf{H}_{2,2}^\dagger \left(\tilde{\Omega}_2 + \mathbf{H}_{2,2} \tilde{\Sigma}_2 \mathbf{H}_{2,2}^\dagger \right)^{-1} \mathbf{H}_{2,2} + \frac{1}{\tilde{\mu}} \Theta_2, \quad (73)$$

where

$$\begin{aligned} \tilde{\Omega}_2 &= \mathbf{I} + \mathbf{H}_{1,2}^\dagger \tilde{\Sigma}_1 \mathbf{H}_{1,2} \\ &= \mathbf{I} + \mathbf{H}_{1,2}^\dagger \frac{w_1}{\tilde{\mu}} \left(\tilde{\Omega}_1^{-1} - \left(\tilde{\Omega}_1 + \mathbf{H}_{1,1} \tilde{\Sigma}_1 \mathbf{H}_{1,1}^\dagger \right)^{-1} \right) \mathbf{H}_{1,2}. \end{aligned}$$

Similarly, the solution $\tilde{\Sigma}_2$ must satisfy the conditions in Lemma 9. It can be shown by similar proof that the same is true for $\tilde{\Sigma}_l$, $l = 3, \dots, L$.

ACKNOWLEDGMENT

The authors would like to thank Ashutosh Sabharwal for encouragement and helpful discussions, and Giuseppe Caire for discussions on the state-of-the-art algorithms for multiple linear constraints and detailed comments on the paper.

REFERENCES

- [1] A. B. Carleial, "A case where interference does not reduce capacity," *IEEE Trans. Inform. Th.*, vol. 21, no. 1, pp. 569–570, Sept. 1975.
- [2] T. S. Han and K. Kobayashi, "A new achievable rate region for the interference channel," *IEEE Trans. Inform. Th.*, vol. 27, no. 1, pp. 49–60, Jan. 1981.
- [3] H. Sato, "The capacity of the gaussian interference channel under strong interference," *IEEE Trans. Inform. Th.*, vol. 27, no. 6, pp. 786–788, Nov. 1981.
- [4] M. Maddah-Ali, A. Motahari, and A. Khandani, "Communication over MIMO X channels: Interference alignment, decomposition, and performance analysis," *IEEE Transactions on Information Theory*, vol. 54, no. 8, pp. 3457–3470, Aug. 2008.
- [5] S. A. Jafar and S. Shamai, "Degrees of freedom region for the MIMO X channel," *IEEE Transactions on Information Theory*, vol. 54, No. 1, pp. 151–170, Jan. 2008.
- [6] V. Cadambe and S. Jafar, "Interference alignment and the degrees of freedom of wireless X networks," *IEEE Transactions on Information Theory*, vol. 55, no. 9, pp. 3893–3908, sept. 2009.
- [7] W. Yu, W. Rhee, S. Boyd, and J. Cioffi, "Iterative water-filling for Gaussian vector multiple-access channels," *IEEE Trans. Info. Theory*, vol. 50, no. 1, pp. 145–152, 2004.
- [8] N. Jindal, W. Rhee, S. Vishwanath, S. A. Jafar, and A. Goldsmith, "Sum power iterative water-filling for multi-antenna Gaussian broadcast channels," *IEEE Trans. Info. Theory*, vol. 51, no. 4, pp. 1570–1580, Apr. 2005.
- [9] W. Yu, "Sum-capacity computation for the gaussian vector broadcast channel via dual decomposition," *IEEE Trans. Inform. Theory*, vol. 52, no. 2, pp. 754–759, Feb. 2006.
- [10] V. R. Cadambe and S. A. Jafar, "Interference alignment and degrees of freedom of the k-user interference channel," *IEEE Transactions on Information Theory*, vol. 54, no. 8, pp. 3425–3441, 2008.
- [11] K. Gomadam, V. Cadambe, and S. Jafar, "Approaching the capacity of wireless networks through distributed interference alignment," *IEEE GLOBECOM '08*, pp. 1–6, 30 2008-Dec. 4 2008.
- [12] A. Liu, A. Sabharwal, Y. Liu, H. Xiang, and W. Luo, "Distributed MIMO network optimization based on duality and local message passing," in *Proc. Allerton Conf. on Commun., Control, and Computing*, Sep. 2009, pp. 1–8.
- [13] M. Costa, "Writing on dirty paper (corresp.)," *IEEE Trans. Info. Theory*, vol. 29, no. 3, pp. 439–441, 1983.
- [14] X. Shang, G. Kramer, and B. Chen, "A new outer bound and the noisy-interference sum-rate capacity for gaussian interference channels," *submitted to IEEE Trans. Info. Theory*, 2007. [Online]. Available: <http://arxiv.org/abs/0712.1987>
- [15] A. S. Motahari and A. K. Khandani, "Capacity bounds for the gaussian interference channel," *IEEE Trans. Inform. Th.*, vol. 55, no. 2, pp. 620–643, Feb. 2009.
- [16] V. S. Annapureddy and V. V. Veeravalli, "Gaussian interference networks: Sum capacity in the low interference regime and new outerbounds on the capacity region," *IEEE Trans. Inform. Th.*, vol. 55, no. 6, pp. 3032–3050, June 2009.
- [17] X. Shang, B. Chen, G. Kramer, and H. V. Poor, "On the capacity of mimo interference channels," in *submitted to Allerton 2008*, 2008. [Online]. Available: <http://arxiv.org/abs/0807.1543>
- [18] B. Bandemer, A. Sezgin, and A. Paulraj, "On the noisy interference regime of the MISO gaussian interference channel," in *Proc. 42nd Asilomar Conference on Systems, Signals and Computers, Pacific Grove, CA*, pp. 1098–1102, 2008.
- [19] V. S. Annapureddy, V. V. Veeravalli, and S. Vishwanath, "On the sum capacity of mimo interference channel in the low interference regime," in *Proc. 42nd Asilomar Conference on Systems, Signals and Computers, Pacific Grove, CA*, Nov 2008.

- [20] S. Jafar and M. Fakhreddin, "Degrees of freedom for the mimo interference channel," *IEEE Transactions on Information Theory*, vol. 53, no. 7, pp. 2637–2642, jul. 2007.
- [21] R. Etkin, D. Tse, and H. Wang, "Gaussian interference channel capacity to within one bit," *IEEE Transactions on Information Theory*, vol. 54, no. 12, pp. 5534–5562, Dec. 2008.
- [22] E. Telatar and D. Tse, "Bounds on the capacity region of a class of interference channels," in *Proc. IEEE International Symposium on Information Theory 2007*, vol. 2871-2874, Nice, France, Jun. 2007.
- [23] D. N. C. Tse and S. V. Hanly, "Multiaccess fading channels—part I: polymatroid structure, optimal resource allocation and throughput capacities," *IEEE Trans. Info. Theory*, vol. 44, no. 7, pp. 2796–2815, Nov. 1998.
- [24] H. Viswanathan, S. Venkatesan, and H. Huang, "Downlink capacity evaluation of cellular networks with known-interference cancellation," *IEEE J. Select. Areas Commun.*, vol. 21, no. 5, pp. 802–811, June 2003.
- [25] M. Kobayashi and G. Caire, "An iterative water-filling algorithm for maximum weighted sum-rate of Gaussian MIMO-BC," *IEEE J. Select. Areas Commun.*, vol. 24, no. 8, pp. 1640–1646, Aug. 2006.
- [26] W. Yu, G. Ginis, and J. Cioffi, "Distributed multiuser power control for digital subscriber lines," *IEEE J. Select. Areas Commun.*, vol. 20, no. 5, pp. 1105–1115, 2002.
- [27] O. Popescu and C. Rose, "Water filling may not good neighbors make," in *Proceedings of GLOBECOM 2003*, vol. 3, 2003, pp. 1766–1770.
- [28] L. Lai and H. El Gamal, "The water-filling game in fading multiple-access channels," *IEEE Transactions on Information Theory*, vol. 54, no. 5, pp. 2110–2122, 2008.
- [29] S. T. Chung, S. J. Kim, J. Lee, and J. Cioffi, "A game-theoretic approach to power allocation in frequency-selective gaussian interference channels," in *Proceedings 2003 IEEE International Symposium on Information Theory*, pp. 316 – 316, june-4 july Jun. 2003.
- [30] R. Etkin, A. Parekh, and D. Tse, "Spectrum sharing for unlicensed bands," *IEEE Journal on Selected Areas in Communications*, vol. 25, no. 3, pp. 517 –528, april 2007.
- [31] K. Shum, K.-K. Leung, and C. W. Sung, "Convergence of iterative waterfilling algorithm for gaussian interference channels," *IEEE Journal on Selected Areas in Communications*, vol. 25, no. 6, pp. 1091 –1100, august 2007.
- [32] R. Cendrillon, J. Huang, M. Chiang, and M. Moonen, "Autonomous spectrum balancing for digital subscriber lines," *IEEE Transactions on Signal Processing*, vol. 55, no. 8, pp. 4241 –4257, aug. 2007.
- [33] G. Scutari, D. Palomar, and S. Barbarossa, "Asynchronous iterative water-filling for gaussian frequency-selective interference channels," *IEEE Transactions on Information Theory*, vol. 54, no. 7, pp. 2868 –2878, july 2008.
- [34] S. Ye and R. Blum, "Optimized signaling for mimo interference systems with feedback," *IEEE Transactions on Signal Processing*, vol. 51, no. 11, pp. 2839–2848, Nov 2003.
- [35] G. Arslan, M. Demirkol, and Y. Song, "Equilibrium efficiency improvement in mimo interference systems: A decentralized stream control approach," *IEEE Transactions on Wireless Communications*, vol. 6, no. 8, pp. 2984–2993, August 2007.
- [36] G. Scutari, D. Palomar, and S. Barbarossa, "Competitive design of multiuser MIMO systems based on game theory: A unified view," *IEEE Journal on Selected Areas in Communications*, vol. 26, no. 7, pp. 1089–1103, September 2008.
- [37] —, "The MIMO iterative waterfilling algorithm," *IEEE Trans. on Signal Processing*, vol. 57, pp. 1917–1935, May 2009.
- [38] J. Huang, R. Cendrillon, M. Chiang, and M. Moonen, "Autonomous spectrum balancing (asb) for frequency selective interference channels," in *Proceedings 2006 IEEE International Symposium on Information Theory*, pp. 610 –614, july 2006.

- [39] W. Yu, "Multiuser water-filling in the presence of crosstalk," *Information Theory and Applications Workshop, San Diego, CA, U.S.A.*, pp. 414–420, 29 2007-feb. 2 2007.
- [40] J. Yuan and W. Yu, "Distributed cross-layer optimization of wireless sensor networks: A game theoretic approach," in *Global Telecommunications Conf. (GLOBECOM), San Francisco, U.S.A.*, 2006.
- [41] J. Huang, R. A. Berry, and M. L. Honig, "Distributed interference compensation for wireless networks," *IEEE J. Sel. Areas Commun.*, vol. 24, no. 5, pp. 1074–1084, May 2006.
- [42] C. Shi, R. A. Berry, and M. L. Honig, "Monotonic convergence of distributed interference pricing in wireless networks," in *Proc. IEEE ISIT, Seoul, Korea*, June 2009.
- [43] —, "Local interference pricing for distributed beamforming in mimo networks," in *Proc. IEEE MILCOM, Boston, MA*, Oct. 2009.
- [44] F. Rashid-Farrokhi, K. Liu, and L. Tassiulas, "Transmit beamforming and power control for cellular wireless systems," *IEEE J. Select. Areas Commun.*, vol. Vol. 16, no. 8, pp. 1437–1450, Oct. 1998.
- [45] E. Visotski and U. Madhow, "Optimum beamforming using transmit antenna arrays," in *Proc. IEEE VTC, Houston, TX*, vol. 1, pp. 851–856, May 1999.
- [46] E. Visotsky and U. Madhow, "Optimum beamforming using transmit antenna arrays," in *Proc. IEEE VTC, Houston, TX*, vol. 1, pp. 851–856, May 1999.
- [47] J.-H. Chang, L. Tassiulas, and F. Rashid-Farrokhi, "Joint transmitter receiver diversity for efficient space division multiaccess," *IEEE Transactions on Wireless Communications*, vol. 1, no. 1, pp. 16–27, Jan 2002.
- [48] M. Schubert and H. Boche, "Solution of the multiuser downlink beamforming problem with individual SINR constraints," *IEEE Transactions on Vehicular Technology*, vol. 53, no. 1, pp. 18–28, Jan. 2004.
- [49] G. Zheng, T.-S. Ng, and K.-K. Wong, "Joint power control and beamforming for sum-rate maximization in multiuser MIMO downlink channels," *IEEE GLOBECOM '06.*, pp. 1–5, 27 2006-Dec. 1 2006.
- [50] S. Shi, M. Schubert, and H. Boche, "Weighted sum-rate optimization for multiuser MIMO systems," in *IEEE Conference on Information Sciences and Systems (CISS)*, 2007, pp. 425–430.
- [51] —, "Downlink MMSE transceiver optimization for multiuser MIMO systems: Duality and sum-MSE minimization," *IEEE Transactions on Signal Processing*, vol. 55, no. 11, pp. 5436–5446, Nov. 2007.
- [52] B. Song, R. Cruz, and B. Rao, "Network duality for multiuser MIMO beamforming networks and applications," *IEEE Trans. Commun.*, vol. 55, no. 3, pp. 618–630, March 2007.
- [53] N. Jindal and A. Goldsmith, "Capacity and optimal power allocation for fading broadcast channels with minimum rates," *IEEE Trans. Info. Theory*, vol. 49, no. 11, pp. 2895–2909, 2003.
- [54] S. Vishwanath, N. Jindal, and A. Goldsmith, "Duality, achievable rates, and sum-rate capacity of Gaussian MIMO broadcast channels," *IEEE Trans. Info. Theory*, vol. 49, no. 10, pp. 2658–2668, 2003.
- [55] P. Viswanath and D. Tse, "Sum capacity of the vector Gaussian broadcast channel and uplink-downlink duality," *IEEE Trans. Info. Theory*, vol. 49, no. 8, pp. 1912–1921, 2003.
- [56] H. Weingarten, Y. Steinberg, and S. S. (Shitz), "The capacity region of the Gaussian MIMO broadcast channel," in *IEEE International Symposium on Information Theory (ISIT 04)*, Chicago, IL, USA, June 2004, p. 174.
- [57] L. Zhang, R. Zhang, Y. Liang, Y. Xin, and H. V. Poor, "On gaussian MIMO BC-MAC duality with multiple transmit covariance constraints," *submitted to IEEE Trans. on Information Theory*, Sept. 2008.
- [58] W. Yu, "Uplink-downlink duality via minimax duality," *IEEE Trans. Info. Theory*, vol. 52, no. 2, pp. 361–374, 2006.

- [59] H. Huh, H. Papadopoulos, and G. Caire, "MIMO Broadcast Channel Optimization under General Linear Constraints," in *Proc. IEEE Int. Symp. on Info. Theory (ISIT)*, 2009.
- [60] H. Huh, H. C. Papadopoulos, and G. Caire, "Multiuser MISO transmitter optimization for intercell interference mitigation," *IEEE Transactions on Signal Processing*, vol. 58, no. 8, pp. 4272–4285, Aug. 2010.
- [61] X. Shang, B. Chen, and H. V. Poor, "Multi-user miso interference channels with single-user detection: Optimality of beamforming and the achievable rate region," *Submitted to IEEE Trans. Inform. Th.*, July 2009.
- [62] A. Avestimehr, S. Diggavi, and D. Tse, "A Deterministic Model for Wireless Relay Networks and its Capacity," *2007 IEEE Information Theory Workshop on Information Theory for Wireless Networks*, pp. 1–6, 2007.
- [63] V. R. Cadambe and S. A. Jafar, "Interference alignment and degrees of freedom of the k-user interference channel," *IEEE Transactions on Information Theory*, vol. 54, no. 8, pp. 3425–3441, 2008.
- [64] A. Hjørungnes and D. Gesbert, "Complex-valued matrix differentiation: Techniques and key results," *IEEE Transactions on Signal Processing*, vol. 55, no. 6, pp. 2740–2746, June 2007.
- [65] M. Maddah-Ali, A. Motahari, and A. Khandani, "Signaling over MIMO multi-base systems: Combination of multi-access and broadcast schemes," *ISIT '06*, pp. 2104–2108, July 2006.
- [66] E. Telatar, "Capacity of multi-antenna gaussian channels," *Europ. Trans. Telecommu.*, vol. 10, pp. 585–595, Nov./Dec. 1999.
- [67] T. M. Cover and J. A. Thomas, *Elements of Information Theory*. New York: John Wiley and Sons, 1991.
- [68] M. Varanasi and T. Guess, "Optimum decision feedback multiuser equalization with successive decoding achieves the total capacity of the gaussian multiple-access channel," in *Proc. Thirty-First Asilomar Conference on Signals, Systems and Computers*, vol. 2, 1997, pp. 1405–1409.
- [69] R. Hunger and M. Joham, "A general rate duality of the MIMO multiple access channel and the MIMO broadcast channel," *IEEE GLOBECOM 2008*, pp. 1–5, 30 2008-Dec. 4 2008.
- [70] S. Boyd and L. Vandenberghe, *Convex Optimization*. Cambridge University Press, 2004.
- [71] L. Zhang, R. Zhang, Y. Liang, Y. Xin, and H. Poor, "On Gaussian MIMO BC-MAC duality with multiple transmit covariance constraints," *IEEE Trans. Info. Theory*, submitted, 2008.
- [72] J. Lee and N. Jindal, "Symmetric capacity code," May 2006. [Online]. Available: http://www.ece.umn.edu/~nihar/symmetric_cap_code.html
- [73] N. Jindal, W. Rhee, S. Vishwanath, S. Jafar, and A. Goldsmith, "Sum power iterative waterfilling code," June 2005. [Online]. Available: http://www.ece.umn.edu/~nihar/iterative_wf_code.html
- [74] A. Liu, Y. Liu, H. Xiang, and W. Luo, "MIMO B-MAC interference network optimization under rate constraints by polite water-filling and duality," *IEEE Trans. Signal Processing*, vol. 59, no. 1, pp. 263–276, Jan. 2011. [Online]. Available: <http://arxiv.org/abs/1007.0982>
- [75] —, "Distributed and iterative polite water-filling for MIMO B-MAC networks," *submitted to IEEE Globecom 2010*, 2010.
- [76] V. Aggarwal, Y. Liu, and A. Sabharwal, "Sum-capacity of interference channels with a local view," *submitted to IEEE Trans. Inf. Theory*, Oct., 2009.
- [77] W. Dai, Y. Liu, and B. Rider, "Quantization bounds on Grassmann manifolds and applications to MIMO communications," *IEEE Trans. Info. Theory*, vol. 54, no. 3, pp. 1108–1123, March 2008. [Online]. Available: <http://arxiv.org/abs/cs.IT/0603039>
- [78] W. Dai, Y. Liu, V. K. N. Lau, and B. Rider, "On the information rate of MIMO systems with finite rate channel state

- feedback using power on/off strategy,” *IEEE Trans. Info. Theory*, vol. 55, no. 11, pp. 5032 – 5047, Nov. 2009. [Online]. Available: <http://arxiv.org/abs/cs.IT/0603040>
- [79] T. Richardson, M. Shokrollahi, and R. Urbanke, “Design of capacity-approaching irregular low-density parity-check codes,” *IEEE Trans. Info. Theory*, vol. 47, no. 2, pp. 619 – 637, Feb. 2001.
- [80] D. P. Bertsekas, A. Nedic, and A. E. Ozdaglar, *Convex Analysis and Optimization*. Athena Scientific, April, 2003.