

Semiclassical features of rotational ground bands

A. A. Raduta^{a,b)}, R. Budaca^{a)} and Amand Faessler^{c)}

^{a)}*Institute of Physics and Nuclear Engineering, Bucharest, POB MG6, Romania*

^{b)}*Academy of Romanian Scientists, 54 Splaiul Independentei, Bucharest 050094, Romania and*

^{c)}*Institut für Theoretische Physik der Universität Tübingen,
Auf der Morgenstelle 14, D-72076 Tübingen, Germany*

(Dated: November 23, 2018)

Abstract

A time dependent variational principle is used to dequantize a second order quadrupole boson Hamiltonian. The classical equations for the generalized coordinate and the constraint for angular momentum are quantized and then analytically solved. A generalized Holmberg-Lipas formula for energies is obtained. A similar $J(J + 1)$ dependence is provided by the coherent state model (CSM) in the large deformation regime, by using an expansion in powers of $1/x$ for energies, with x denoting a deformation parameter squared. A simple compact expression is also possible for the near vibrational regime. These three expressions have been used for 44 nuclei covering regions characterized by different dynamic symmetries or in other words belonging to the all known nuclear phases. Nuclei satisfying the specific symmetries of the critical point in the phase transitions $O(6) \rightarrow SU(3)$, $SU(5) \rightarrow SU(3)$ have been also considered. The agreement between the results and the corresponding experimental data is very good. This is reflected in very small r.m.s. values of deviations.

I. INTRODUCTION

One of the big merits of the liquid drop model consists of that it defines in a consistent way the rotational bands. Many theoretical efforts have been made for the description of excitation energies as well as of electromagnetic transitions probabilities. One of aims, in the beginning era, was to obtain a closed formula for the ground band energies which explain the deviations from the $J(J + 1)$ pattern. Various methods have been proposed which were mainly based on the variational moment of inertia principle [1–3]. These approaches proposed for ground band energies a series expansion in terms of $J(J + 1)$ term. The weak point of these expansions is that they do not converge for high angular momenta. The first attempt to avoid this difficulty was due Holmberg and Lipas [4] who proposed a square root of a linear expression of $J(J + 1)$. This expression proves to work better than a quadratic expression in $J(J + 1)$.

Here we address the question whether this formula can be improved such that it could be extended to the region of states with high angular momenta. In the present paper we offer three solutions for this problem, each of them being obtained in a distinct manner. One solution is based on a semiclassical treatment of a second order quadrupole boson Hamiltonian. The remaining two expressions for the ground band energies are given by asymptotic and near vibrational expansions respectively, of an angular momentum projection formula. The three expressions obtained for energies are used for a large number of nuclei. The above sketched project has been achieved according to the following plan. In Section II we present the semiclassical approach in connection with a quadratic quadrupole boson Hamiltonian. In Section III the angular momentum projection method is described. Numerical applications are presented in Section IV, while the final conclusions are drawn in Section V.

II. SEMICLASSICAL TREATMENT OF A SECOND ORDER QUADRUPOLE BOSON HAMILTONIAN

For a moment we consider the simplest quadrupole boson ($b_{2,\mu}^\dagger, -2 \leq \mu \leq 2$) Hamiltonian:

$$H = A_1 \sum_{\mu} b_{\mu}^\dagger b_{\mu} + A_2 \sum_{\mu} (b_{\mu}^\dagger b_{-\mu}^\dagger + b_{\mu} b_{-\mu}) (-)^{\mu}. \quad (2.1)$$

Here we are interested to study the classical equations provided by the time dependent variational principle associated to H :

$$\delta \int \langle \Psi | H - i\hbar \frac{\partial}{\partial t} | \Psi \rangle dt = 0. \quad (2.2)$$

If the variational states span the whole Hilbert space of boson states, then solving the variational equations is equivalent to solving the time dependent Schrödinger equation which is in general a difficult task. Therefore we restrict the trial function to a coherent state which we hope is the suitable state for describing the semiclassical feature of the chosen system:

$$|\Psi\rangle = \text{Exp} \left[z_0 b_0^\dagger - z_0^* b_0 + z_2 (b_2^\dagger + b_{-2}^\dagger) - z_2^* (b_2 + b_{-2}) \right]. \quad (2.3)$$

Indeed the coherence property results from the obvious equation satisfied by $|\psi\rangle$

$$b_{\mu} |\psi\rangle = (\delta_{\mu 0} z_0 + (\delta_{\mu 2} + \delta_{\mu -2}) z_2) |\psi\rangle. \quad (2.4)$$

In order to write explicitly the equations emerging from (2.2) we have to calculate first the averages of H

$$\mathcal{H} = \langle \Psi | H | \Psi \rangle, \quad (2.5)$$

as well as of the action operator $-i\hbar \frac{\partial}{\partial t}$. The variational equation (2.2) yields the following classical equations for the complex coordinates z_k and z_k^* :

$$\begin{aligned} \frac{\partial \mathcal{H}}{\partial z_0} &= -i\hbar \dot{z}_0^*, & \frac{\partial \mathcal{H}}{\partial z_0^*} &= i\hbar \dot{z}_0, \\ \frac{\partial \mathcal{H}}{\partial z_2} &= -2i\hbar \dot{z}_2^*, & \frac{\partial \mathcal{H}}{\partial z_2^*} &= 2i\hbar \dot{z}_2. \end{aligned} \quad (2.6)$$

Note that the coordinates z_k and z_k^* define a classical phase space while \mathcal{H} plays the role of a classical Hamilton function. For what follows it is useful to bring these equation to

a canonical form. This is achieved by the transformation:

$$q_i = 2^{(k+2)/4} \text{Re}(z_k), \quad p_i = \hbar 2^{(k+2)/4} \text{Im}(z_k), \quad k = 0, 2, \quad i = \frac{k+2}{2}. \quad (2.7)$$

Indeed, in the new coordinates the classical equations of motion become:

$$\frac{\partial \mathcal{H}}{\partial q_k} = -\dot{p}_k, \quad \frac{\partial \mathcal{H}}{\partial p_k} = \dot{q}_k. \quad (2.8)$$

In terms of the new coordinates, the Hamilton function is written as:

$$\begin{aligned} \mathcal{H} &= \frac{A_1 + 2A_2}{2}(q_1^2 + q_2^2) + \frac{A_1 - 2A_2}{2\hbar^2}(p_1^2 + p_2^2) \\ &= \frac{A}{2}(q_1^2 + q_2^2) + \frac{A'}{2\hbar^2}(p_1^2 + p_2^2), \end{aligned} \quad (2.9)$$

where we denoted by $A = A_1 + 2A_2$ and $A' = A_1 - 2A_2$. Eqs. (2.8) provide the connection between the generalized momenta and the coordinates time derivatives:

$$p_1 = \frac{\hbar^2 \dot{q}_1}{A'}, \quad p_2 = \frac{\hbar^2 \dot{q}_2}{A'}. \quad (2.10)$$

Taking into account these relations, the classical energy function becomes:

$$\mathcal{H} = \frac{\hbar^2}{2A'}(\dot{q}_1^2 + \dot{q}_2^2) + \frac{A}{2}(q_1^2 + q_2^2). \quad (2.11)$$

For what follows it is useful to use the polar coordinates:

$$q_1 = r \cos \theta, \quad q_2 = r \sin \theta, \quad (2.12)$$

for the Hamilton function:

$$\mathcal{H} = \frac{\hbar^2}{2A'}(\dot{r}^2 + r^2 \dot{\theta}^2) + \frac{A}{2}r^2. \quad (2.13)$$

The classical system described by \mathcal{H} is exactly solvable since the number of degrees of freedom is equal to the number of constants of motion. Indeed, taking the time derivatives of \mathcal{H} and \mathcal{L}_3 , the third component of a pseudo-angular momentum acting in a fictitious boson space, one obtains:

$$\dot{\mathcal{H}} = 0, \quad \dot{\mathcal{L}}_3 = 0. \quad (2.14)$$

The components of the pseudo-angular momentum are defined in Appendix A. Here we need the conserved component:

$$\mathcal{L}_3 = \frac{1}{2}(q_1 p_2 - q_2 p_1). \quad (2.15)$$

Its constant value is conventionally taken to be:

$$\frac{\hbar^2}{2A'} r^2 \dot{\theta} = L\hbar, \quad (2.16)$$

which allows us to express the angular variable derivative in terms of the radial one:

$$\dot{\theta} = \frac{2A'L}{\hbar r^2}. \quad (2.17)$$

Thus, the energy function written in the reduced space, becomes:

$$\mathcal{H} = \frac{\hbar^2}{2A'} \dot{r}^2 + \frac{2A'L^2}{r^2} + \frac{A}{2} r^2 \equiv \frac{\hbar^2}{2A'} \dot{r}^2 + V_{eff}(r). \quad (2.18)$$

We recognize in the effective potential energy:

$$V_{eff}(r) = \frac{2A'L^2}{r^2} + \frac{A}{2} r^2, \quad (2.19)$$

just the Davidson potential.

Instead of solving the classical trajectories and then quantizing them, here we first quantize the energy by replacing

$$\frac{\hbar^2 \dot{r}}{A'} \rightarrow -i\hbar \frac{\partial}{\partial r}. \quad (2.20)$$

Thus, one arrives at the Schrödinger equation:

$$\left[-\frac{A'}{2} \frac{\partial^2}{\partial r^2} + \frac{2A'L^2}{r^2} + \frac{A}{2} r^2 \right] u(r) = \epsilon u(r). \quad (2.21)$$

Making use of the change of variable and function:

$$x = \sqrt{\frac{A}{A'}} r^2, \quad u(r) = e^{-\frac{x}{2}} x^s f(x), \quad (2.22)$$

one obtains the following differential equation:

$$\left[x \frac{\partial^2}{\partial x^2} + \left(2s + \frac{1}{2} - x \right) \frac{\partial}{\partial x} + \left(\frac{2s^2 - s - 2L^2}{2x} + \frac{\epsilon}{2\sqrt{AA'}} - \frac{1}{4} - s \right) \right] f(x) = 0. \quad (2.23)$$

This should be compared with the differential equation for the Laguerre polynomials:

$$\left[x \frac{\partial^2}{\partial x^2} + (m+1-x) \frac{\partial}{\partial x} + n \right] L_n^m(x) = 0. \quad (2.24)$$

Indeed, the two equations are identical provided the following equations hold:

$$1+m = 2s + \frac{1}{2}, \quad n = \frac{\epsilon}{2\sqrt{AA'}} - \frac{1}{4} - s, \quad 2s^2 - s - 2L^2 = 0. \quad (2.25)$$

From the last equation we derive the expression of s as a function of L . The positive solution is:

$$s = \frac{1}{4}(1 + \sqrt{1 + 16L^2}). \quad (2.26)$$

The second equation (2.25) yields for the energy ϵ the following expression:

$$\epsilon = 2\sqrt{(A_1^2 - 4A_2^2)} \left(n + \frac{1}{2} + \frac{1}{4}\sqrt{1 + 16L^2} \right), \quad n = 0, 1, 2, \dots \quad L = 0, 1, 2, \dots \quad (2.27)$$

An approximative expression may be obtained by expanding first the Davidson potential V_{eff} around its minimum r_0 given by the equation:

$$r_0^2 = 2L\sqrt{\frac{A'}{A}}, \quad (2.28)$$

and truncating the expansion at the quadratic term. The result for the energy function is:

$$\mathcal{H} = \frac{\hbar^2}{2A'}\dot{r}^2 + 2A(r - r_0)^2 + 2L\sqrt{AA'}. \quad (2.29)$$

Quantizing this Hamilton function we obtain an eigenvalue equation for a harmonic oscillator whose energy is:

$$E_{nL} = 2\sqrt{AA'} \left(n + \frac{1}{2} \right) + 2L\sqrt{AA'} = 2\sqrt{(A_1^2 - 4a_2^2)} \left(n + \frac{1}{2} + L \right), \quad n = 0, 1, 2, \dots \quad (2.30)$$

We remark the fact that the two spectra coincide when L is large:

$$E_{nL} \approx \epsilon_{n,L}, \text{ for } L = \text{large}. \quad (2.31)$$

Note that the initial boson Hamiltonian could be easily diagonalized by a suitable chosen canonical transformation:

$$\begin{aligned} \tilde{b}_\mu^\dagger &= Ub_\mu^\dagger - V(-)^\mu b_{-\mu}, \\ \tilde{b}_\mu &= Ub_\mu - V(-)^\mu b_{-\mu}^\dagger. \end{aligned} \quad (2.32)$$

Indeed, the coefficients U and V may be chosen such that:

$$\begin{aligned} [\tilde{b}_\mu, \tilde{b}_{\mu'}^\dagger] &= \delta_{\mu\mu'}, \\ [H, \tilde{b}_\mu^\dagger] &= E\tilde{b}_\mu^\dagger. \end{aligned} \quad (2.33)$$

The second equation provides a homogeneous system of equations for the transformation coefficients

$$\begin{pmatrix} A_1 & 2A_2 \\ -2A_2 & -A_1 \end{pmatrix} \begin{pmatrix} U \\ V \end{pmatrix} = E \begin{pmatrix} U \\ V \end{pmatrix}, \quad (2.34)$$

which determine U and V up to a multiplicative constant which is fixed by the first equation which gives:

$$U^2 - V^2 = 1. \quad (2.35)$$

The compatibility condition for Eq. (2.34) gives $E = \sqrt{A_1^2 - 4A_2^2}$, and therefore the eigenvalues of H are:

$$E_n = \sqrt{A_1^2 - 4A_2^2} \left(n + \frac{5}{2} \right). \quad (2.36)$$

The frequency obtained is half the one obtained through the semiclassical approach. The reason is that here the frequency is associated to each of the 5 degrees of freedom while semiclassically the frequency is characterizing a plane oscillator. Note that the pseudo-angular momentum L is different from the angular momentum in the laboratory frame describing rotations in the quadrupole boson space:

$$\hat{J}_\mu = \sqrt{6} \left(b_2^\dagger b_2 \right)_{1\mu}. \quad (2.37)$$

The expected value of the angular momentum square is:

$$\langle \Psi | \hat{J}^2 | \Psi \rangle = 2 \left[q_1^2 + q_2^2 + \frac{1}{\hbar^2} (p_1^2 + p_2^2) \right]. \quad (2.38)$$

Since the variational function $|\Psi\rangle$ is not eigenstate of \hat{J}^2 , the above mentioned average value is not a constant of motion. Indeed, it is easy to check that:

$$\frac{\partial \langle \Psi | \hat{J}^2 | \Psi \rangle}{\partial t} = \frac{6}{\hbar^2} (A' - A) (q_1 p_1 + q_2 p_2) \neq 0. \quad (2.39)$$

It is instructive to see whether we could crank the system so that the magnitude of angular momentum is preserved, i.e.

$$\langle \Psi | \hat{J}^2 | \Psi \rangle = \hbar^2 J(J+1). \quad (2.40)$$

Using the polar coordinates the above equation becomes:

$$\frac{3\hbar^2}{A'^2} \dot{r}^2 + \frac{12L^2}{r^2} + 3r^2 = J(J+1). \quad (2.41)$$

This equation is treated similarly with the energy equation. Thus by the quantization:

$$\frac{A'^2}{\hbar^2} \dot{r} \rightarrow -\hbar \frac{\partial}{\partial r}, \quad (2.42)$$

Eq. (2.41) becomes a differential equation for the wave function describing the angular momentum:

$$-\frac{\partial^2 \Phi}{\partial r^2} + \left(\frac{4L^2}{A'^2 r^2} + \frac{r^2}{A'^2} \right) \Phi = \frac{J(J+1)}{3A'^2} \Phi. \quad (2.43)$$

Making the change of variable and function:

$$x = \frac{r^2}{A'}, \quad \Phi = e^{-\frac{x}{2}} x^s \Psi, \quad (2.44)$$

we obtain the following equation for Ψ :

$$x \frac{\partial^2 \Psi}{\partial x^2} + \left(2s - x + \frac{1}{2} \right) \frac{\partial \Psi}{\partial x} + \left(\frac{2s^2 - s - \frac{2L^2}{A'^2}}{2x} + \frac{J(J+1)}{12A'} - s - \frac{1}{2} \right) \Psi = 0. \quad (2.45)$$

This equation admits the Laguerre polynomials $L_{n'}^{m'}(x)$ with the quantum numbers determined as follows:

$$m' = 2s - \frac{1}{2}, \quad s = \frac{1}{4} + \frac{1}{4} \sqrt{1 + \frac{16L^2}{A'^2}}, \quad \frac{J(J+1)}{12A'} = n' + \frac{1}{2} + \frac{1}{4} \sqrt{1 + \frac{16L^2}{A'^2}}. \quad (2.46)$$

The last relation (2.46) can be viewed as an equation determining L :

$$L = \left[\left(\frac{J(J+1)}{12} - A' \left(n' + \frac{1}{2} \right) \right)^2 - \left(\frac{A'}{4} \right)^2 \right]^{1/2}. \quad (2.47)$$

On the other hand taking the harmonic approximation for the potential term in Eq. (2.41) one obtains the classical equation for a harmonic oscillator from which we get:

$$J(J+1) = 12A' \left(n' + \frac{1}{2} \right) + 12L. \quad (2.48)$$

Reversing this equation one can express the pseudo-angular momentum L in terms of the angular momentum J :

$$L = \frac{J(J+1)}{12} - A' \left(n' + \frac{1}{2} \right). \quad (2.49)$$

Replacing, successively, the expressions for L , (2.47, 2.49), into energy equations (2.27, 2.30), we obtain four distinct expressions for the energies characterizing the starting

Hamiltonian H .

$$E_{nn',J}^{(1)} = \sqrt{AA'} \left[2n + 1 + \frac{J(J+1)}{6} - A'(2n' + 1) \right], \quad (2.50)$$

$$E_{n,n',J}^{(2)} = \sqrt{AA'} \left[2n + 1 + 2\sqrt{\left[\frac{J(J+1)}{12} - A' \left(n' + \frac{1}{2} \right) \right]^2 - \left(\frac{A'}{4} \right)^2} \right], \quad (2.51)$$

$$E_{nn',J}^{(3)} = \sqrt{AA'} \left[2n + 1 + \frac{1}{2}\sqrt{1 + 4 \left[\frac{J(J+1)}{6} - A'(2n' + 1) \right]^2} \right], \quad (2.52)$$

$$E_{nn',J}^{(4)} = \sqrt{AA'} \left[2n + 1 + \frac{1}{2}\sqrt{1 + 4 \left[\frac{J(J+1)}{6} - A'(2n' + 1) \right]^2 - (A')^2} \right]. \quad (2.53)$$

Remark the fact that for a fixed pair of (n, n') each of the above equations define a rotational band: The lowest band corresponds to $(n, n') = (0, 0)$ and defines the ground band. Except for the band energies $E_{00J}^{(1)}$ which exhibits a $J(J+1)$ pattern the other three bands have the same generic expressions. Thus the excitation energies have the form:

$$E_J = a \left[\sqrt{1 + bJ(J+1) + cJ^2(J+1)^2} - 1 \right]. \quad (2.54)$$

which is a generalization of the Holmberg-Lipas formula [4].

We recall that we required that the average value of \hat{J}^2 equals $\hbar^2 J(J+1)$. Subsequently we eliminated the energy dependence on the pseudo-angular momentum L . In this way we projected approximately the angular momentum from the variational state. In the next section we shall show that the exact treatment of the angular momentum projection yields also a closed formula for energy as function of $J(J+1)$.

III. THE METHOD OF ANGULAR MOMENTUM PROJECTED STATE

For the sake of simplicity here we consider a simple form for the variational state

$$|\Psi_g\rangle = e^{d(b_{20}^\dagger - b_{20})}|0\rangle \quad (3.1)$$

in connection with the following quadrupole boson Hamiltonian:

$$H = A_1 \sum_{\mu} b_{2\mu}^\dagger b_{2\mu} + A_2 \hat{J}^2. \quad (3.2)$$

The vacuum state for the quadrupole boson operators is denoted by $|0\rangle$ while d is a real quantity which plays the role of the deformation parameter. The reason is the fact that the average value of the quadrupole moment, written in the lowest order in terms of quadrupole boson operator, with the function $|\Psi_g\rangle$ is proportional to d . The component of a given angular momentum is obtained by a projection procedure:

$$\varphi_{JM}^{(g)} = N_J^{(g)} P_{M0}^J \Psi_g, \quad (3.3)$$

where P_{MK}^J denotes the angular momentum projection operator:

$$P_{MK}^J = \frac{2J+1}{8\pi^2} \int D_{MK}^{J*}(\Omega) \hat{R}(\Omega) d\Omega, \quad (3.4)$$

with D_{MK}^{J*} denoting the Wigner functions and $\hat{R}(\Omega)$ a rotation defined by the Euler angle Ω . The system energy is defined as the average value of H with the projected state:

$$E_J^{(g)} \equiv \langle \varphi_{JM}^{(g)} | H | \varphi_{JM}^{(g)} \rangle = A_1 d^2 \frac{I_J^{(1)}(d^2)}{I_J^{(0)}(d^2)} + A_2 J(J+1), \quad (3.5)$$

where we denoted by $I_J^{(0)}$ the overlap integral:

$$I_J^{(0)}(x) = 2 \int_0^1 P_J(y) e^{x P_2(y)} dy, \quad x = d^2. \quad (3.6)$$

The k derivative of this integral is denoted by:

$$I_J^{(k)}(x) = \frac{d^k I_J^{(0)}}{dx^k}. \quad (3.7)$$

The normalization constant for the projected state has the expression:

$$\left(N_J^{(g)} \right)^{-2} = (2J+1) I_J^{(0)} e^{-d^2}. \quad (3.8)$$

These integrals have been analytically calculated in Ref.[12]. Actually the energies presented here refer to the ground band described by the coherent state model (CSM) which considers simultaneously three interacting bands, ground, beta and gamma. In the asymptotic limit of the deformation parameter d the ground band energies have the expression [5]

$$E_J^{(g, asym)} = \frac{A_1}{2} \left[\frac{x-1}{2} + G_J^{1/2} \right] + A_2 J(J+1), \quad (3.9)$$

with

$$G_J = \frac{9}{4}x(x-2) + \left(J + \frac{1}{2}\right)^2 - \frac{4}{9x} \left(3 + \frac{10}{x} + \frac{37}{x^2}\right) + \frac{2}{3x} \left(1 + \frac{10}{3x} + \frac{13}{x^2}\right) J(J+1) - \frac{2}{9x^3} J^2(J+1)^2, \quad x = d^2. \quad (3.10)$$

It is worth to mention that Eq. (3.9) is similar to the generalized HL formula, with the difference that here the coefficients of the terms $J(J+1)$ and $J^2(J+1)^2$ have explicit expressions in x . Moreover there appears an additional $J(J+1)$ term outside the square root symbol. The expression (3.9) is obtained by replacing the series expansion in $1/x$, associated to the ratio $x \frac{I_J^{(1)}}{I_J^{(0)}}$,

$$x \frac{I_J^{(1)}}{I_J^{(0)}} = x - 1 - \frac{1}{3x} - \frac{5}{9x^2} - \frac{37}{27x^3} + \left(\frac{1}{6x} + \frac{5}{18x^2} + \frac{13}{18x^3}\right) J(J+1) - \frac{1}{54x^3} J^2(J+1)^2 + \mathcal{O}(x^{-4}), \quad (3.11)$$

by a faster convergent one.

According to Ref.[6], for the near vibrational regime (d - close to zero) the ground state band energies have the expressions:

$$E_J^{g,vib} = A_1 \left[\frac{J}{2} + \frac{J}{2(2J+3)}x + \frac{9}{2} \frac{(J+1)(J+2)}{(2J+3)^2(2J+5)}x^2 + \frac{27}{2} \frac{(J+1)(J+2)}{(2J+3)^3(2J+5)(2J+7)}x^3 \right] + A_2 J(J+1). \quad (3.12)$$

For the sake of completeness we present the derivation of the two expressions for the ground band energies, in the rotational and near vibrational limits, in Appendix B.

IV. NUMERICAL RESULTS

Since the expressions (3.9), (3.11) and (3.12) are based on series expansion in $1/x$ and x , respectively, it is worth showing how far are the truncated expansions from the exact energies. Aiming at this goal in Fig. 1 and Fig. 2 we plotted the ratio $d^2 \frac{I_J^{(1)}}{I_J^{(0)}}$ and the associated truncated series for large and small values of d respectively, as functions of d for two angular momenta: $J = 12$ and $J = 16$. In the case of asymptotic regime we considered also the square root expression. In this case one defines an existence interval of d for

which $G_J \geq 0$. The lower bounds of these intervals for J running from 0 to 30 are listed in Table I. From Fig. 1 we see that for $d \geq 3$ the used expressions for energies achieve the convergence even for high angular momenta. Concerning the energies for the near vibrational regime one notes that we use a power series of x and therefore one may think that such an expansion is valid for $x \leq 1$. However, we notice that the coefficients of this expansion are depending on J and moreover are under unity numbers. The larger J the smaller are these coefficients. This fact infers that the convergence radius is larger than unity and is an increasing function of the angular momentum. As a matter of fact this is confirmed in the plot shown in Fig. 2. Comparing the curves from Figs. 1 and 2 one may say that there is a small interval of d where the asymptotic and small x expansions are matched. This allows us to assert that the reunion of the two formulas, (3.9) and (3.12), assures an overall description of nuclei ranging from small to large deformation. In Fig. 3 we plotted the term G_J involved in the energy expression (3.9) as a function of the deformation parameter d . Except for $J = 0$ and $J = 2$ all the other functions vanish for a specific value of d which are, in fact, the lower bounds of the existence interval.

The basic expressions for energies (2.54), (3.9) and (3.12) have been used for a large number of nuclei grouped according to the nuclear phase to which they belong. Thus, for well deformed nuclei behaving like axially deformed rotator the ratio E_{4+}/E_{2+} should be close to the value of 3.3 while for the near vibrational region one expects a ratio close to the value 2. Between these two extreme values are placed gamma unstable nuclei where the ratio may run in the interval of 2.5-3.0. The deviation from axial symmetry can affect the ratio mentioned above. Thus ^{228}Th exhibits some specific feature of a triaxial nucleus with an equilibrium value $\gamma^0 = 30^\circ$. The corresponding ratio E_{4+}/E_{2+} is equal to 3.24. According to the IBA (Interacting Boson Approximation) model [7, 8] the nuclei belonging to the three groups mentioned above are described by the irreducible representations of some dynamic groups as $SU(3)$, $SU(5)$ and $O(6)$. Since the nuclei described by a certain symmetry group exhibit some specific distinct properties one says that these form a certain nuclear phase. According to Casten [9] all nuclei of the periodic

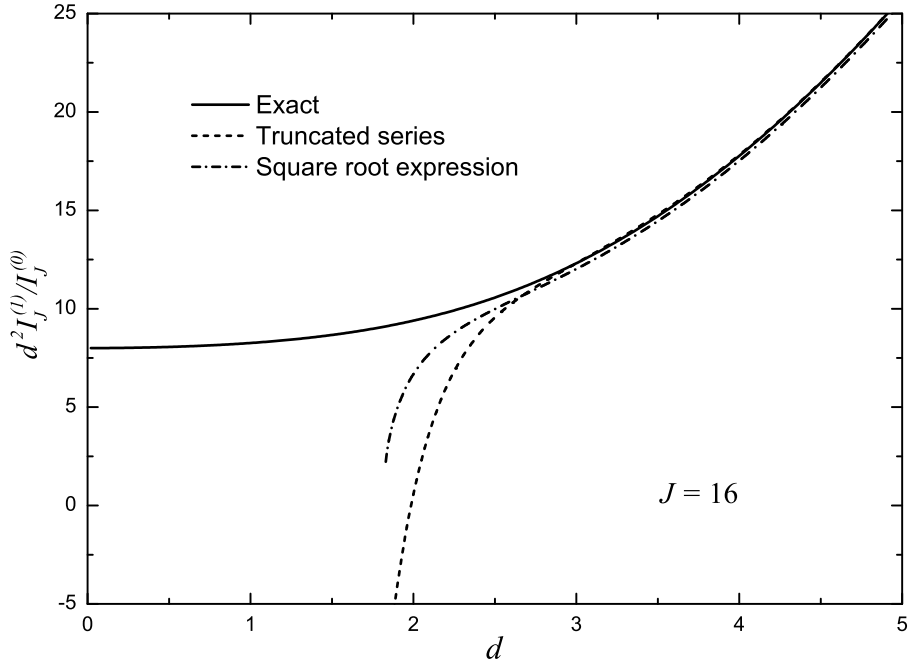
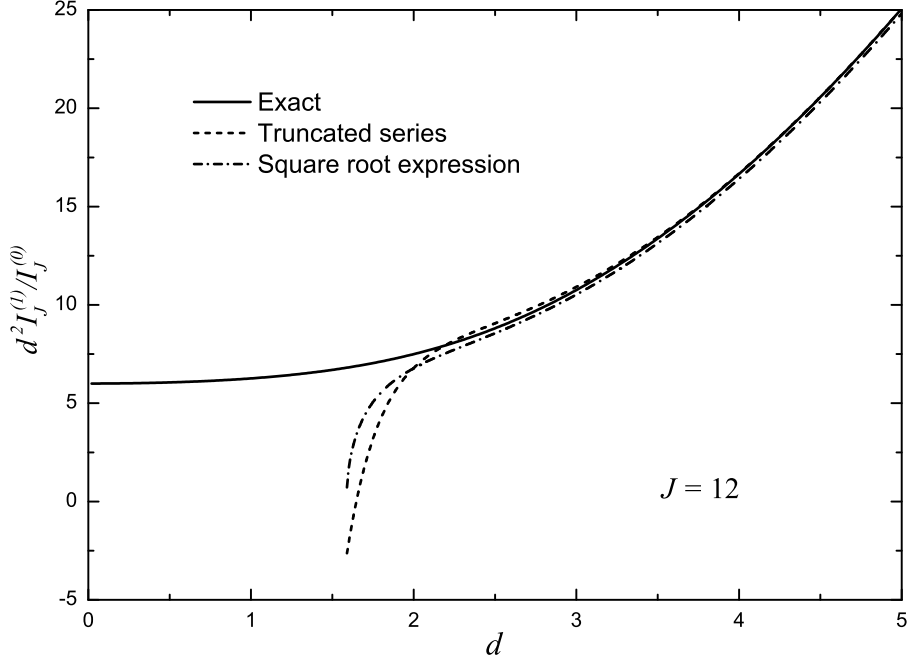


FIG. 1: $d^2 I_J^{(1)} / I_J^{(0)}$ is plotted as a function of d for two values of angular momentum. Two approximations of this function are also presented. One is a truncated expansion in $1/x$, while the other one is given by a square root expression which is slightly faster convergent than the previously mentioned expansion.

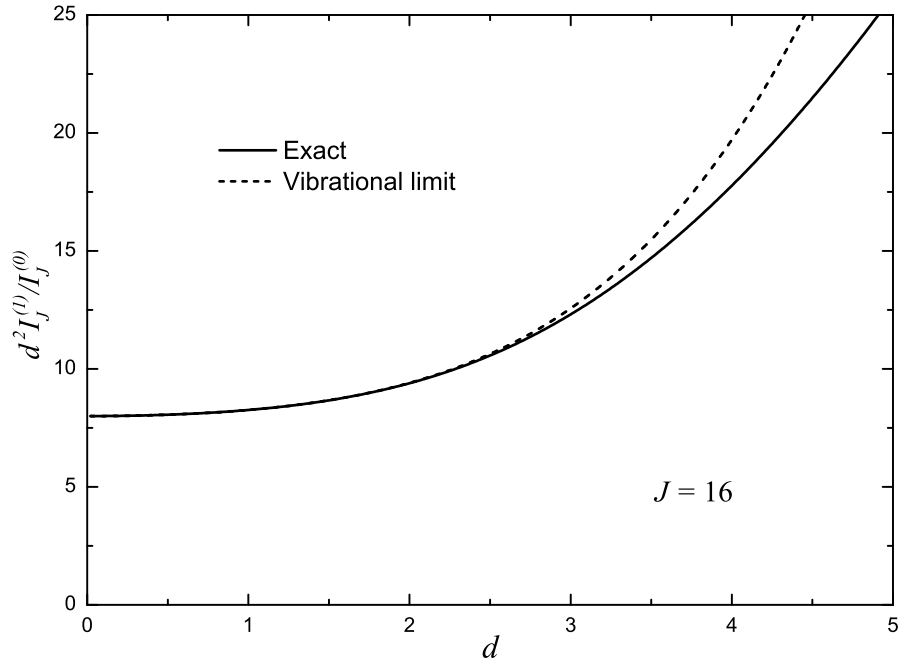
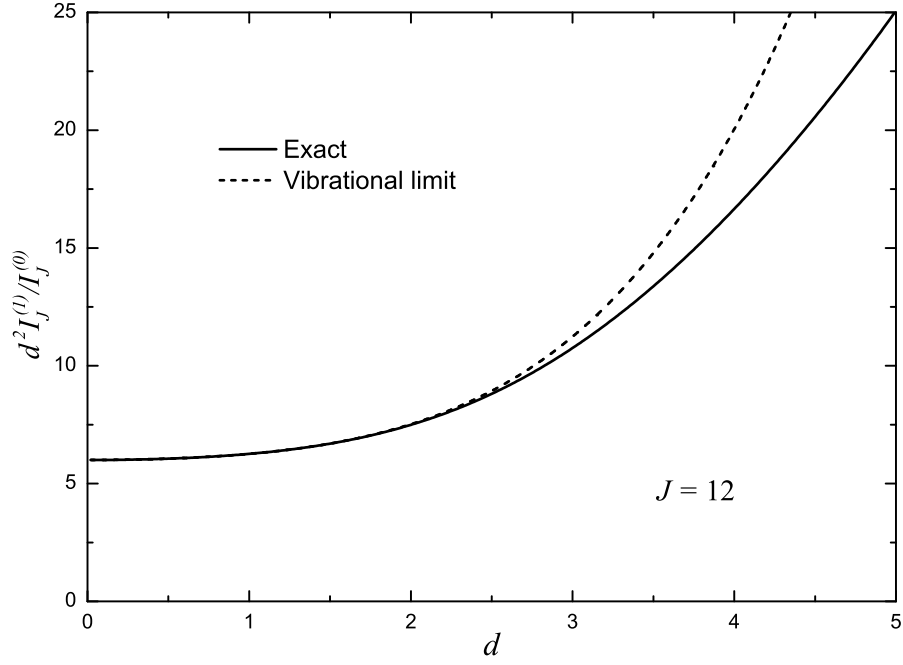


FIG. 2: $d^2 I_J^{(1)} / I_J^{(0)}$ is plotted as a function of d for two values of angular momentum. This is compared with the function given by the near vibrational approximation from Eq.(3.12).

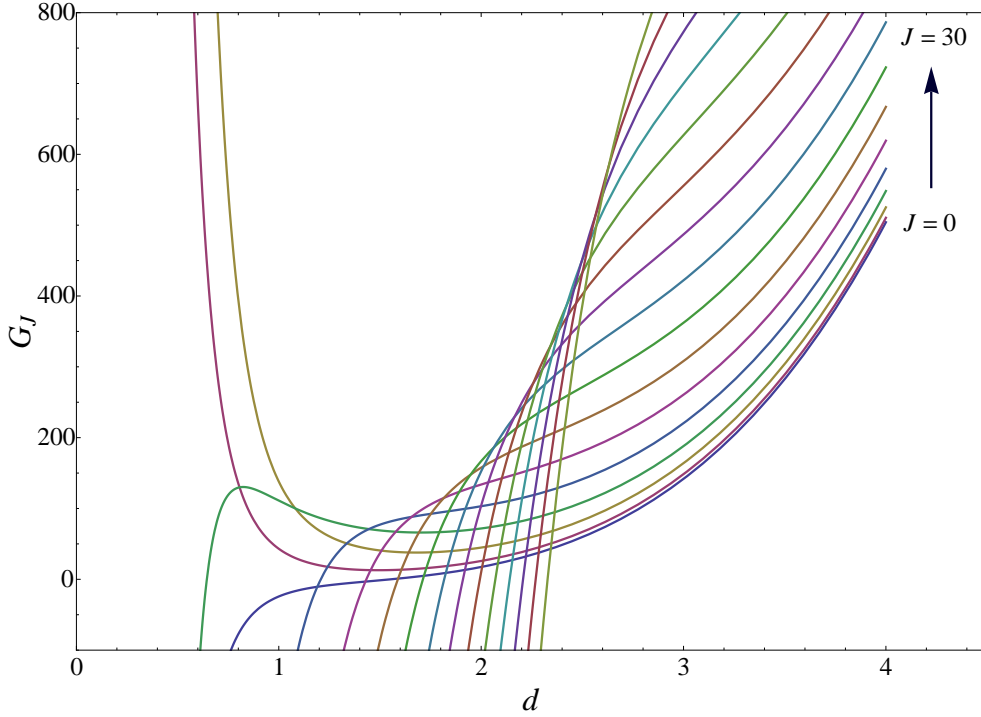


FIG. 3: G_J , is plotted as function of d for some angular momenta. Note that excepting the cases of $J = 2, 4$ all other functions G_J get negative for d smaller than a critical value. These limiting values are listed in Table I.

table may be placed on the sides of a triangle having in vertexes the three symmetries mentioned above. On each side which links two adjacent symmetries one expects a critical transition point between the two adjacent phases. Few years ago, Iachello [10, 11] advanced the idea that each of the critical nuclei laying on the three triangle sides correspond to specific symmetries. Thus, the transition $O(6) \rightarrow SU(5)$ is characterized by a critical symmetry which is $E(5)$. Representatives for the $E(5)$ symmetry are ^{104}Ru and ^{102}Pd characterized by specific ratios $E_{4+}/E_{2+} = 2.48, 2.29$, respectively. In the transition $SU(5) \rightarrow SU(3)$, the critical point is close to 3. Such nuclei are ^{150}Nd , ^{152}Sm , ^{154}Gd and ^{156}Dy . Indeed, they prove to be critical points for the mentioned phase transition when the entire isotopic chains are considered.

The question to be answered is whether the compact energy formulas obtained in this paper are able to describe the ground band energies for all nuclei mentioned above. The theoretical values for energies labeled by Th(1) are obtained with Eq. (3.9) if d is large

or with Eq. (3.12) when d is smaller than 2. The calculated energies labeled by Th(2) are obtained with Eq. (2.54). The parameters A_1, A_2, d were obtained by a least mean square fitting procedure while a, b, c by fixing the energies of three particular levels.

The agreement of calculated and experimental excitation energies is judged by the r.m.s (root mean square) values of the deviation, denoted by

$$\chi = \sqrt{\sum_i^N \frac{(E_i^{Th} - E_i^{Exp})^2}{N}}. \quad (4.1)$$

The fitting procedure yields for the coefficients b and c double precision numbers, which are presented, in tables, in a truncated form. Since the square root formula provides energies which are quite sensitive to small variations for the parameters b and c , we give their values with a suitable large number of digits. Indeed, with the listed parameters we get the energies corresponding to the exact parameters yielded by the fitting procedure. Comparing the values of c for different nuclei, one remarks that the parameter acquires larger values for smaller deformation parameter. For two nuclei, ^{248}Cm and ^{180}Os , the parameter c gets negative values which annihilates a part of the contribution coming from the $J(J+1)$ term.

J	0	2	4	6	8	10	12	14	16	18	20	22	24	26	28	30
d_{min}	1.55	0	0	0.65	1.21	1.43	1.59	1.71	1.82	1.91	1.99	2.07	2.14	2.21	2.27	2.33

TABLE I: The smallest value of d , for which G_J is positive.

J^π	^{228}Th			^{232}Th			^{232}U			^{234}U			^{236}U			^{238}U		
	Exp.	Th(1)	Th(2)	Exp.	Th(1)	Th(2)	Exp.	Th(1)	Th(2)	Exp.	Th(1)	Th(2)	Exp.	Th(1)	Th(2)	Exp.	Th(1)	Th(2)
2^+	57.76	57.61	57.485	49.37	49.66	49.31	47.57	47.46	47.54	43.50	43.72	43.49	45.24	45.516	45.22	44.92	44.73	44.88
4^+	186.82	186.90	<u>186.82</u>	162.12	162.966	<u>162.12</u>	156.57	156.34	156.57	143.35	143.93	<u>143.35</u>	149.48	150.33	<u>149.48</u>	148.38	147.93	<u>148.38</u>
6^+	378.18	378.51	378.78	333.2	334.64	333.63	322.60	322.59	322.96	296.07	296.84	296.07	309.78	311.34	309.97	307.18	306.90	307.71
8^+	622.50	622.73	623.29	556.90	558.25	557.65	541.00	540.94	541.33	497.04	497.63	497.02	522.24	524.29	522.724	518.10	517.8	518.96
10^+	911.80	911.49	<u>911.80</u>	827.0	827.44	827.69	805.80	805.75	805.97	741.2	741.3	741.15	782.3	784.32	783.07	775.9	776.26	777.492
12^+	1239.4	1238.58	1237.99	1137.1	1136.62	1137.77	1111.5	1111.64	<u>1111.5</u>	1023.8	1023.38	1023.69	1085.3	1086.49	1086.07	1076.7	1077.35	1078.41
14^+	1599.5	1599.27	1597.63	1482.8	1481.12	1482.77	1453.7	1453.81	1453.3	1340.8	1339.79	1340.41	1426.3	1426.07	1426.86	1415.5	1416.33	1416.88
16^+	1988.1	1989.81	<u>1988.1</u>	1858.6	1857.14	<u>1858.6</u>	1828.1	1828.13	1827.61	1687.8	1687.24	<u>1687.8</u>	1800.9	1798.79	<u>1800.9</u>	1788.4	1788.68	<u>1788.4</u>
18^+	2407.9	2407.05	2407.9	2262.9	2261.56	2262.1	(2231.5)	2231.13	<u>2231.5</u>	2063.0	2062.99	2063.08	2203.9	2200.85	2204.11	2191.1	2190.24	2188.89
20^+		2848.18	2856.32	2691.5	2691.82	2690.9	(2659.7)	2659.9	2662.76	2464.2	2464.74	2464.12	2631.7	2628.97	2632.91	2619.1	2617.29	2614.76
22^+		3310.53	3333.13	3144.2	3145.71	3143.29		3111.96	3119.8	2889.7	2890.57	2889.32	3081.2	3080.31	3084.22	3068.1	3066.53	3062.93
24^+		3791.4	3838.43	3619.6	3621.32	3618.06		3585.21	3601.5	3339	3338.8	3337.54	(3550)	3552.43	3555.4	3535.3	3535.05	3530.78
26^+		4287.89	4372.51	4116.2	4116.88	4114.4		4077.8	4107.12	3808	3807.96	<u>3808.0</u>	(4039)	4043.2	4044.28	4018.1	4020.31	4016.08
28^+		4796.81	4935.76	(4631.8)	4630.77	<u>4631.8</u>		4588.11	4636.2	(4297)	4296.74	4300.17	(4549)	4550.77	<u>4549.0</u>	4517	4520.08	<u>4517.0</u>
30^+		5314.41	5528.64	(5162)	5161.41	5169.96		5114.65	5188.48		4803.88	4813.74	(5077)	5073.52	5068.04	5035	5032.4	5031.98
$\frac{E_g^{4+}}{E_g^{2+}}$	3.23			3.28			3.29			3.30			3.30			3.30		
χ		0.56	0.66		1.13	2.2		0.17	1.00		0.53	0.95		2.21	3.16		1.40	2.48
A_1	a	182.8720	1909.4426	233.4401	3339.3037		298.6610	3472.2796		221.7839	3443.7877		386.4548	5932.3853		502.4456	5945.5847	
A_2	b	4.0861	0.0101534	3.2430	0.00495222		2.6094	0.00458875		2.9879	0.00423038		1.9129	0.00254985		1.0667	0.00252536	
d	c	2.7062	$5.4707523 \cdot 10^{-6}$	3.0822	$1.026518 \cdot 10^{-6}$		3.3385	$1.102772 \cdot 10^{-6}$		3.2192	$9.425528 \cdot 10^{-7}$		3.6189	$7.754542 \cdot 10^{-8}$		3.8524	$6.979548 \cdot 10^{-8}$	

TABLE II: Experimental (Exp.) and theoretical (Th(1) and Th(2)) excitation energies, for several nuclei, ^{228}Th [17], ^{232}Th [18], ^{232}U [18], ^{234}U [19], ^{236}U [20], ^{238}U [21], are given in units of keV. The predictions labeled by Th(1) are obtained with the square root formula given by the asymptotic expansion of the CSM-ground band energies while Th(2) are obtained by the generalized HL expression. The parameters for Th(1) calculations, i.e. A_1, A_2, d were obtained by a least mean square procedure while those of the set Th(2), a, b, c , by fixing three particular energy levels, which are underlined. The obtained parameters are also listed. To have a hint about the agreement between the theoretical and experimental excitation energies, for each case the r.m.s value of discrepancies, denoted by χ , is also given. The values of A_1, A_2, a, χ are given in keV while, d, b, c are dimensionless. Having in view a possible classification of the considered nuclei, the ratio E_g^{4+}/E_g^{2+} is also given.

		^{236}Pu			^{238}Pu			^{240}Pu			^{242}Pu			^{248}Cm		
J^π		Exp.	Th(1)	Th(2)	Exp.	Th(1)	Th(2)	Exp.	Th(1)	Th(2)	Exp.	Th(1)	Th(2)	Exp.	Th(1)	Th(2)
2 ⁺		44.63	44.514	44.602	44.076	43.818	44.06	42.824	42.88	42.82	44.54	44.14	44.49	43.40	43.41	43.33
4 ⁺		147.45	147.23	<u>147.45</u>	145.95	145.25	<u>145.95</u>	141.69	141.84	<u>141.69</u>	147.3	146.29	<u>147.3</u>	143.6	143.80	<u>145.6</u>
6 ⁺		305.80	305.55	305.82	303.38	302.44	303.61	294.32	294.52	249.34	306.4	304.52	306.20	298.1	299.18	298.88
8 ⁺		515.7	515.80	515.939	513.58	512.76	514.16	497.52	497.73	497.61	518.1	516.00	517.98	505.0	506.59	506.30
10 ⁺		773.5	773.6	<u>773.5</u>	773.48	773.027	774.231	(747.8)	747.93	747.93	778.6	777.19	778.86	760.7	762.36	762.29
12 ⁺		1074.3	1074.31	1074.1	1080.1	1079.84	1080.33	(1041.8)	1041.61	1041.71	1084.4	1084.14	1084.78	1061.3	1062.39	1062.77
14 ⁺		1413.6	1413.31	<u>1413.6</u>	1429.1	1429.73	<u>1429.1</u>	(1375.6)	1375.54	<u>1375.6</u>	1431.7	1432.67	<u>1431.7</u>	1402.5	1402.35	1403.35
16 ⁺		1786.0	1786.21	1788.29	1818.5	1819.41	1817.49	(1746.9)	1746.84	1746.67	1816.7	1818.59	1815.83	1779.6	1777.89	<u>1779.6</u>
18 ⁺			2188.99	2195.01	2244.9	2245.79	2242.86	(2153.1)	2153.04	2152.48	2236.0	2237.82	2233.73	2187.7	2184.82	2187.09
20 ⁺			2618.05	2631.13	2705.7	2706.08	2703.0	(2591.9)	2592.01	2591.07	2686	2686.51	2682.38	2621.5	2619.16	2621.59
22 ⁺			3070.18	3094.55	3198.8	3197.78	3196.12	(3062.2)	3061.95	3060.93	3163	3161.07	3159.2	3077.2	3077.22	3079.06
24 ⁺			3552.59	3583.61	3720.8	3718.68	<u>3720.8</u>	(3560.9)	3561.32	<u>3560.9</u>	3662	3658.24	<u>3662.0</u>	3552.4	3555.65	3555.75
26 ⁺			4032.81	4097.01	4265.2	4266.82	4275.97	(4089)	4088.78	4090.18	4172	4175.02	4188.99	4048.2	4051.4	<u>4048.2</u>
28 ⁺			4538.68	4633.81		4840.48	4860.82		4643.16	4648.2		4708.76	4738.69	4564.5	4561.71	4553.19
30 ⁺			5058.3	5193.28		5438.15	5474.79		5223.42	5234.61		5257.04	5309.9		5084.14	5067.79
$\frac{E_g^{4+}}{E_g^{2+}}$		3.30			3.31			3.31			3.31			3.31		
χ		0.18 1.72			0.99 3.24			0.19 0.57			1.89 4.98			1.95 3.28		
A_1	a	486.0023	4857.3300		397.4155	5443.1075		232.3635	4487.9012		692.5499	6375.5552		705.2236	10281.7179	
A_2	b	1.2356	0.00307187		2.4878	0.00270563		3.42535	0.0031902		0.3216	0.00233268		0.0133	0.00140828	
d	c	3.8514	$4.909159 \cdot 10^{-7}$		3.9353	$5.862828 \cdot 10^{-7}$		3.4867	$8.397898 \cdot 10^{-7}$		4.2578	$2.196286 \cdot 10^{-7}$		4.2426	$-9.361609 \cdot 10^{-8}$	

TABLE III: The same as in Table II but for a different set of nuclei: ^{236}Pu [20], ^{238}Pu [21], ^{240}Pu [22], ^{242}Pu [23], ^{248}Cm [24].

		^{154}Nd			^{156}Nd			^{156}Sm			^{158}Sm			^{160}Gd			^{162}Gd		
J^π		Exp.	Th(1)	Th(2)	Exp.	Th(1)	Th(2)	Exp.	Th(1)	Th(2)	Exp.	Th(1)	Th(2)	Exp.	Th(1)	Th(2)	Exp.	Th(1)	Th(2)
2^+		70.8	70.55	70.70	66.9	67.13	67.06	75.89	75.60	75.633	(72.8)	72.75	72.581	75.26	75.153	75.22	72.1	71.73	71.89
4^+		233.2	233.80	<u>233.2</u>	221.8	221.93	<u>221.8</u>	249.71	249.64	<u>249.71</u>	(240.3)	240.538	<u>240.3</u>	248.52	248.34	<u>248.52</u>	237.3	236.94	<u>237.3</u>
6^+		481.9	481.65	282.13	460.4	460.48	460.42	517.07	517.13	517.21	(498.4)	499.16	499.41	514.75	514.77	514.02	490.8	490.93	491.25
8^+		810.1	810.26	810.48	777.9	777.76	<u>777.9</u>	871.9	871.90	<u>871.9</u>	(844.5)	843.26	<u>844.5</u>	867.9	868.0	868.15	827.3	827.32	<u>827.3</u>
10^+		1210.8	1211.23	<u>1210.8</u>	1168.9	1168.57	1168.87	1307.4	1307.72	1307.67	(1266.7)	1267.24	1269.02	1300.7	1300.84	<u>1300.7</u>	1238.9	1239.09	1238.75
12^+		1677.3	1677.3	1676.12	1628.4	1628.05	1628.23	1819.3	1818.97	<u>1819.3</u>	(1765.8)	1765.92	<u>1765.8</u>	1806.3	1806.12	1805.6	1719.5	1719.26	<u>1719.5</u>
14^+		2202.4	2201.89	2200.46	2151.6	2151.99	<u>2151.6</u>	2400.8	2400.87	2402.81	(2334.9)	2334.77	2327.52	2377.3	2377.21	2376.51	2261.3	2261.39	2264.46
16^+		2779.0	2779.24	<u>2779.0</u>	2737.0	2736.83	2735.47		3049.5	3055.43		2969.98	2947.08	3008.1	3008.19	<u>3008.1</u>		2859.77	2869.72
18^+		(3399.3)?	3404.46	3408.08		3379.62	3377.18		3761.62	3775.4		3668.38	3617.8		3693.96	3696.07		3509.48	3532.43
20^+			4073.36	4085.0		4077.89	4074.82		4534.54	4561.74		4427.32	4333.63		4430.11	4437.09		4206.31	4250.64
$\frac{E_g^{4^+}}{E_g^{2^+}}$		3.29			3.32			3.29			3.30			3.30			3.29		
χ		0.32 0.82			0.23 0.57			0.21 0.78			0.60 2.95			0.12 0.40			0.23 1.21		
A_1	a	441.8371	5240.0423		241.6860	5338.3543		251.2029	4267.15		259.4635	12111.9787		485.7106	6680.1981		460.9196	4947.3299	
A_2	b	4.3446	0.00451888		6.5982	0.00420209		7.4572	0.00593371		7.2031	0.00200342		4.8487	0.00376825		4.5633	0.00486469	
d	c	3.4184	$1.524693 \cdot 10^{-6}$		3.24587	$1.952257 \cdot 10^{-6}$		3.1471	$4.471374 \cdot 10^{-6}$		3.2474	$1.233053 \cdot 10^{-8}$		3.5061	$1.059795 \cdot 10^{-6}$		3.4845	$2.343414 \cdot 10^{-6}$	

TABLE IV: The same as in Table II but for a different set of nuclei: ^{154}Nd [25], ^{156}Nd [26], ^{156}Sm [26], ^{158}Sm [27], ^{160}Gd [28], ^{162}Gd [29].

The last energy level of ^{154}Nd is uncertain and thereby it was not involved in the fitting procedure.

In Tables II and III are given the results for some isotopes of Th, U, Pu and Cm. Except for ^{228}Th , these isotopes are characterized by large values for the deformation parameter d . As we already mentioned, ^{228}Th has features which are specific to the triaxial nuclei. We notice the small values for the r.m.s. obtained in these cases.

In Tables IV, V and VI are studied the deformed nuclei belonging to the isotopic chains of Nd, Sm, Gd, Dy, Er, Yb, Hf, W, Os, respectively. The first six situations can be viewed as deformed branches of the nuclear phase transition $SU(5) \rightarrow SU(3)$ while the last three as the deformed branches of the nuclear phase transition $O(6) \rightarrow SU(3)$. The nuclei presented in Table VII, VIII and IX are characterized by small d and moreover they satisfy the $O(6)$ (Table VII), the $SU(5)$ (Table VIII) and $X(5)$ (Table IX) symmetries, respectively. For all these nuclei, the defining equation (3.12) has been used. One notices that this formula for the near vibrational picture describes the excitation energies better than the generalized HL formula. This is reflected by the relative r.m.s. values.

		^{162}Dy			^{164}Dy			^{166}Er			^{172}Yb			^{174}Yb			^{176}Hf		
J^π		Exp.	Th(1)	Th(2)	Exp.	Th(1)	Th(2)	Exp.	Th(1)	Th(2)	Exp.	Th(1)	Th(2)	Exp.	Th(1)	Th(2)	Exp.	Th(1)	Th(2)
2^+		80.66	80.43	80.59	73.39	73.36	73.37	80.58	81.00	80.54	78.74	78.68	78.71	76.47	76.48	76.48	88.35	88.08	88.23
4^+		265.66	265.25	<u>265.66</u>	242.23	242.21	<u>242.23</u>	264.99	266.16	<u>264.99</u>	260.27	260.18	<u>260.27</u>	253.12	253.13	<u>253.12</u>	290.18	289.78	<u>290.18</u>
6^+		548.52	548.23	548.79	501.32	501.34	501.41	545.45	547.04	545.56	539.98	540.01	540.14	526.03	525.93	525.83	596.82	596.78	597.32
8^+		920.50	921.14	921.53	843.68	843.68	843.79	911.21	912.25	911.35	912.12	912.15	912.27	889.93	889.26	888.97	997.74	997.97	998.37
10^+		1374.80	1374.98	<u>1374.8</u>	1261.3	1261.19	<u>1261.3</u>	1349.64	1349.13	<u>1349.64</u>	1370.07	1370.11	<u>1370.07</u>	1336.00	1336.63	<u>1336.0</u>	(1481.07)	1481.13	<u>1481.07</u>
12^+		1901.3	1901.0	1900.04	1745.9	1745.74	1745.76	1846.6	1845.07	1847.06	(1907.48)	1907.52	1907.22	(1861)	1861.27	1860.23	(2034.67)	2034.29	2033.65
14^+		2492	2491.26	2489.81	2289.6	2289.65	2289.52	2389.4	2388.37	2390.46	(2518.7)	2518.62	2518.17	(2457)	2456.66	2455.3	(2646.6)	2646.49	2645.6
16^+		3138	3138.83	<u>3138.0</u>	(2886.0)	2885.99	2885.77	(2967.4)	2968.66	<u>2967.4</u>	(3198.4)	3198.41	<u>3198.4</u>	(3117)	3116.76	3115.52	(3308.0)	3308.11	<u>3308.0</u>
18^+		3838	3837.79	3839.85	(3528.7)	3528.66	<u>3528.7</u>		3576.94	3566.42		3942.58	3944.38	(3836)	3836.14	<u>3836.0</u>	(4010.8)	4010.9	4013.56
20^+			4583.15	4591.79	(4212.3)	4212.4	4213.49		4205.52	4177.02		4747.52	4753.51	(4610)	4610.05	4612.7		4747.85	4756.41
22^+			5370.65	5391.23		4932.68	4936.22		4847.84	4789.64		5610.15	5623.98		5434.34	5442.38		5513.01	5531.95
24^+			6196.67	6236.35		5685.62	5693.78		5498.26	5355.47		6527.85	6554.61		6305.41	6322.51		6301.26	6336.55
$\frac{E_g^{4+}}{E_g^{2+}}$		3.29			3.30			3.29			3.31			3.31			3.28		
χ			0.48	1.10		0.07	0.39		1.14	0.41		0.05	0.22		0.33	1.18		0.23	1.07
A_1	a	530.0578		6153.5266	607.1406		7551.6774	850.8099		9490.2037	383.6380		6605.21025	587.6927		8756.3360	753.6198		6943.5586
A_2	b	4.4759		0.0043870	3.1089		0.003252137	0.0142		0.002844946	6.6422		0.00398587	4.5844		0.00292061	2.2576		0.00426081
d	c	3.4126		$1.171720 \cdot 10^{-6}$	3.5835		$3.4763788 \cdot 10^{-7}$	3.501835		$-6.852260 \cdot 10^{-7}$	3.4108		$1.605260 \cdot 10^{-6}$	3.7067		$5.919085 \cdot 10^{-7}$	3.4441		$2.818646 \cdot 10^{-7}$

TABLE V: The same as in Table II but for a different set of nuclei: ^{162}Dy [29], ^{164}Dy [30], ^{166}Er [31], ^{172}Yb [32], ^{174}Yb [33], ^{176}Hf [34].

	^{182}W			^{186}W			^{178}Os			^{180}Os			^{186}Os		
J^π	Exp.	Th(1)	Th(2)	Exp.	Th(1)	Th(2)	Exp.	Th(1)	Th(2)	Exp.	Th(1)	Th(2)	Exp.	Th(1)	Th(2)
2^+	100.11	99.55	99.82	122.63	119.61	121.30	131.6	125.48	129.07	132.11	130.643	129.82	137.16	133.67	134.65
4^+	329.43	328.81	<u>329.43</u>	396.55	393.36	<u>396.55</u>	397.7	388.23	<u>397.7</u>	408.62	409.45	<u>408.62</u>	434.09	432.25	<u>434.09</u>
6^+	680.50	680.92	681.50	809.25	809.50	811.02	761.00	751.75	762.39	795.08	795.92	796.33	868.94	870.76	871.64
8^+	1144.4	1146.29	1146.07	1349.20	1352.17	<u>1349.20</u>	1193.80	1188.34	1194.95	1257.44	1256.25	<u>1257.44</u>	1420.94	1422.74	<u>1420.94</u>
10^+	1711.90	1713.7	<u>1711.9</u>	2002.4	2003.71	1998.63	1681.6	1685.41	<u>1681.6</u>	1767.57	1766.71	1766.95	2067.95	2065.64	2061.88
12^+	2372.3	2371.37	2367.76	(2750.9)	2746.52	<u>2750.9</u>	2219.4	2230.28	2216.81	2308.71	2310.46	<u>2308.71</u>	2781.26	2781.84	<u>2781.26</u>
14^+	(3112.3)	3107.73	3103.24	(3562.4)	3564.28	3601.12	2804.3	2812.15	2799.12	2875.0	2874.35	2872.48	3557.7	3557.76	3571.28
16^+	(3909.2)	3912.02	<u>3909.2</u>		4442.48	4546.91	(3429)	3419.0	<u>3429.0</u>		3446.79	3451.67		4382.72	4427.8
18^+	(4747.1)?	4774.46	4777.95		5368.52	5587.55		4035.32	4107.78		4016.34	4041.91		5247.84	5349.05
20^+		5686.41	5703.17		6331.66	6723.24		4637.75	4837.1		4570.48	4640.25		6145.34	6334.65
22^+		6640.27	6679.82		7322.68	7954.72		5183.34	5618.61		5094.27	5244.62		7067.97	7385.08
24^+		7629.42	7703.93		8333.72	9282.96		5554.72	6453.89		5568.28	5853.54		8008.58	8501.28
$\frac{E_g^{4+}}{E_g^{2+}}$	3.29			3.23			3.02			3.09			3.16		
χ		2.16	10.84		2.74	14.73		8.34	2.33		1.15	1.39		1.99	5.79
A_1	a	1106.3961	9719.4346	1193.1479	3759.9451		217.4255	1297.2467		398.5784	2299.2478		539.1025	3350.11	
A_2	b	1.7794	0.00343844	1.0740	0.0108515		8.5931	0.0345814		5.1661	0.01935326		6.7316	0.0136108	
d	c	3.7663	$4.179487 \cdot 10^{-7}$	3.5059	$1.256224 \cdot 10^{-5}$		2.1840	$3.875729 \cdot 10^{-5}$		2.4119	$-1.080998 \cdot 10^{-7}$		2.7518	$9.3005 \cdot 10^{-6}$	

TABLE VI: The same as for Table II but for a different set of nuclei: ^{182}W [35], ^{186}W [36], ^{178}Os [37], ^{180}Os [38], ^{186}Os [36]. The last energy level of ^{182}W is uncertain and therefore it was not considered in the fitting procedure.

	^{170}W			^{174}Os			^{178}Os			^{176}Pt			^{178}Pt			^{180}Pt		
J^π	Exp.	Th(1)	Th(2)	Exp.	Th(1)	Th(2)	Exp.	Th(1)	Th(2)	Exp.	Th(1)	Th(2)	Exp.	Th(1)	Th(2)	Exp.	Th(1)	Th(2)
2^+	156.72	147.91	151.42	158.60	152.02	149.25	131.6	119.27	129.07	264.0	233.81	220.91	(170.1)	149.29	149.75	153.21	143.63	138.40
4^+	462.33	472.55	<u>462.33</u>	435.00	432.32	<u>435.0</u>	397.7	404.65	<u>397.7</u>	564.1	549.32	<u>564.1</u>	(427.1)	426.55	<u>427.1</u>	410.74	414.33	<u>410.74</u>
6^+	875.53	881.93	877.80	777.63	778.99	796.32	761.00	769.78	762.39	905.6	918.39	952.62	(764.6)	779.04	778.67	757.07	765.22	768.11
8^+	1363.40	1356.16	<u>1363.4</u>	1171.93	1177.95	1206.54	1193.8	1196.31	1194.95	1305.7	1332.77	1372.98	(1177.6)	1194.67	1189.99	1181.50	1185.52	1190.82
10^+	1901.5	1888.66	1902.46	1617.5	1624.47	1656.71	1681.6	1678.19	<u>1681.6</u>	1764.8	1789.52	1824.74	(1660.4)	1669.39	<u>1660.4</u>	1674.28	1671.64	<u>1674.28</u>
12^+	2464.3	2476.63	2488.05	2113.8	2116.53	2144.95	2219.4	2212.86	2216.81	2277.0	2287.36	2310.5	(2207.6)	2201.46	2192.86	2229.2	2222.0	2219.37
14^+	(3118.0)	3118.64	<u>3118.0</u>	2656.3	2653.1	2672.04	2804.3	2799.02	2799.12	2833.5	2825.61	<u>2833.5</u>	(2811.9)	2789.99	2790.85	2841.5	2835.83	2828.63
16^+	(3815.9)	3813.9	3792.44	3239.8	3233.59	<u>3239.8</u>	(3429)	3435.95	<u>3429.0</u>	3423.8	3403.88	3396.93	(3457.5)	3434.47	<u>3457.5</u>	3504.8	3512.67	<u>3504.8</u>
18^+		4561.93	4512.55	3861.8	3857.66	3850.29		4123.2	4107.78	4041.80	4021.95	4003.64	(4107.9)	4134.61	4195.33	4252.8	4252.27	4250.34
20^+		5362.43	5279.94	4524.9	4525.07	4505.56		4860.49	4837.1	4690.40	4679.66	4656.13		4890.21	5006.32		5054.43	5067.32
22^+		6215.19	6096.38	5233.0	5235.69	5207.47		5647.65	5618.61	5377.0	5376.91	5356.52		5701.14	5892.01		5919.06	5957.41
24^+		7120.05	6963.58	5987.10	5989.4	5957.69		6484.53	6453.89	6106.60	6113.64	<u>6106.6</u>		6567.32	6853.56		6846.07	6921.93
26^+		8076.93	7883.16	6786.1	6786.12	6757.65		7371.04	7344.39	6878.6	6889.78	6907.87		7488.66	7891.85		7835.39	7961.93
28^+				7628.4	7625.81	7608.61												
30^+				8511.6	8508.41	<u>8511.60</u>												
32^+				9429.7	9433.9	9467.53												
$\frac{E_g^{4+}}{E_g^{2+}}$	2.95			2.74			3.02			2.14			2.51			2.68		
χ		8.64	11.98		4.01	23.78		7.20	2.33		17.29	37.15		17.56	31.75		6.15	8.80
A_1	a	301.1197	1404.2605	253.6741	801.1928		260.4042	1297.25		277.2380	407.296		222.5347	551.9787		198.9086	761.038	
A_2	b	6.4525	0.03768205	5.3413	0.0673811		6.1596	0.0346		4.9031	0.2278488		6.8660	0.10072468		7.7625	0.0650988	
d	c	1.6390	$3.305334 \cdot 10^{-5}$	1.5935	$8.260490 \cdot 10^{-5}$		1.6566	$3.88 \cdot 10^{-5}$		1.4494	$3.279647 \cdot 10^{-4}$		1.5878	$3.293427 \cdot 10^{-4}$		1.5869	$1.71825 \cdot 10^{-4}$	

TABLE VII: The same as in Table II but for a different set of nuclei: ^{170}W [39], ^{174}Os [33], ^{178}Os [37], ^{176}Pt [34], ^{178}Pt [37], ^{180}Pt [38]. Also the predictions Th(1) are obtained with the expression (3.12) corresponding to the expansion characterized by d - small.

	^{108}Te			^{150}Sm			^{152}Gd			^{154}Dy		
J^π	Exp.	Th(1)	Th(2)	Exp.	Th(1)	Th(2)	Exp.	Th(1)	Th(2)	Exp.	Th(1)	Th(2)
2^+	625.20	605.01	559.90	333.86	305.14	300.10	344.28	336.40	312.00	334.58	337.10	299.71
4^+	1289.00	1296.67	<u>1289.0</u>	773.24	774.07	<u>773.238</u>	755.40	759.65	<u>755.40</u>	747.04	756.47	<u>747.04</u>
6^+	2047.9	2075.43	2083.78	1278.75	1300.12	1301.78	1227.38	1233.74	1239.98	1224.08	1227.93	1241.06
8^+	2945.0	2936.12	<u>2945.0</u>	1836.87	1857.81	1857.43	1746.78	1747.55	1754.67	1747.82	1741.62	1764.45
10^+	3886.2	3876.53	3883.14	2433.00	2438.50	<u>2433.0</u>	2300.4	2297.09	<u>2300.4</u>	2304.3	2293.98	2315.38
12^+	4909.10	4895.60	<u>4909.10</u>	3048.20	3038.44	3027.07	2883.80	2880.59	2880.62	2892.60	2883.42	2895.80
14^+	5980.3	5992.78	6032.53	(3675.70)	3655.73	3640.20	3499.20	3497.12	<u>3499.20</u>	3508.60	3509.09	<u>3508.60</u>
16^+		7167.72	7261.50	4305.90	4289.29	4273.71	4142.70	4146.16	4159.89	4172.70	4170.53	4156.89
18^+		8420.22	8602.58	4929.20	4938.46	<u>4929.20</u>		4827.39	4866.08	4868.60	4867.44	4843.65
20^+		9750.14	10061.10	(5592.8)	5602.83	5608.38		5540.59	5620.76	5589.90	5599.64	5571.61
22^+		11157.40	11641.10		6282.11	6312.92		6285.64	6426.51	6349.9	6367.01	6343.24
24^+		12641.90	13346.10		6976.11	7044.47		7062.43	7285.57	7160.70	7169.45	<u>7160.70</u>
26^+		14203.70	15178.60		7684.69	7804.56		7870.89	8199.80	8027.50	8006.90	8025.91
$\frac{E_g^{4+}}{E_g^{2+}}$	2.06			2.32			2.19			2.23		
χ		15.74	34.41		16.45	22.54		4.45	14.00		9.74	15.61
A_1	a	580.6812	460.8427	532.8764	635.7440		409.7560	398.91		395.7184	481.5077	
A_2	b	9.6296	0.6424835	1.7549	0.194008		3.9253	0.360103		4.3456	0.270578	
d	c	1.2510	$1.419787 \cdot 10^{-3}$	1.5563	$7.927202 \cdot 10^{-5}$		1.4306	$4.278524 \cdot 10^{-4}$		1.4135	$2.459865 \cdot 10^{-4}$	

TABLE VIII: The same as for Table VII but for a different set of nuclei: ^{108}Te [40], ^{150}Sm [41], ^{152}Gd [42], ^{154}Dy [25].

In Table X we present the results for ^{150}Nd , ^{152}Sm and ^{154}Gd . These nuclei play the role of critical points for the phase transitions $SU(5) \rightarrow SU(3)$ in the respective isotopic chain [13–16]. The first two have been presented also in Table IX where they have been described by a formula obtained for a near vibrational regime. However, one expects that for nuclei close to the critical point the other formula using an asymptotic expansion in terms of $1/x$ works as well. This is actually confirmed by the data presented in Table X for the first two nuclei. The isotope ^{154}Gd is supposed to satisfy the so called $X(5)$ symmetry [13]. Our results show that the ground band energies of this critical nucleus is described quite well by the compact formulas (3.9), (3.12).

		^{150}Nd			^{152}Sm			^{156}Dy		
J^π		Exp.	Th(1)	Th(2)	Exp.	Th(1)	Th(2)	Exp.	Th(1)	Th(2)
2^+		130.21	122.59	126.16	121.78	107.02	118.00	137.77	83.82	128.88
4^+		381.45	386.14	<u>381.45</u>	366.48	372.03	<u>366.48</u>	404.19	398.35	<u>404.19</u>
6^+		720.4	726.86	722.89	706.88	719.04	709.74	770.44	797.667	786.22
8^+		1129.7	1130.85	<u>1129.70</u>	1125.35	1131.97	<u>1125.35</u>	1215.61	1252.12	1242.82
10^+		1599.00	1593.52	1595.26	1609.23	1605.59	1603.21	1725.02	1752.12	1753.75
12^+		(2119.00)	2112.90	<u>2119.0</u>	2148.51	2137.63	2140.1	2285.88	2293.59	2307.61
14^+		(2682.50)	2687.99	2702.57	(2736.01)	2726.97	<u>2736.01</u>	2887.82	2874.50	2898.42
16^+			3318.23	3348.22	(3362.0)	3372.98	3392.27	3523.3	3493.72	<u>3523.30</u>
18^+			4003.30	4058.16		4075.29	4110.63	4178.10	4150.56	4181.18
20^+			4742.97	4834.33		4833.64	4892.87	4859.00	4844.58	4871.98
22^+			5537.10	5678.39		5647.87	5740.62	5573.00	5575.48	5596.23
24^+			6385.58	6591.67		6517.87	6655.29	6328.70	6343.07	6354.73
26^+			7288.35	7575.26		7443.56	7638.09	7130.30	7147.20	7148.47
28^+			8245.35	8630.02		8424.87	8690.01	7978.50	7987.76	<u>7978.50</u>
30^+			9256.53	9756.66		9461.76	9811.89	8875.90	8864.66	8845.86
$\frac{E_g^{4+}}{E_g^{2+}}$		2.93			3.01			2.93		
χ			5.61	7.92		9.84	11.43		23.86	18.45
A_1	a	215.8125	2867.41		221.5088	1187.15		348.6711	1913.4867	
A_2	b	6.7513	0.0513		6.9223	0.0344		4.4983	0.0231439	
d	c	1.6321	$1.17 \cdot 10^{-4}$		1.6640	$6.11 \cdot 10^{-5}$		1.7089	$1.051357 \cdot 10^{-5}$	

TABLE IX: The same as in Table VII but for a different set of nuclei: ^{150}Nd [41], ^{152}Sm [42], ^{156}Dy [26].

^{150}Nd				^{152}Sm			^{154}Gd		
J^π	Exp.	Th(1)	Th(2)	Exp.	Th(1)	Th(2)	Exp.	Th(1)	Th(2)
2^+	130.21	123.45	126.16	121.78	119.14	118.00	123.07	108.23	117.32
4^+	381.45	374.67	<u>381.45</u>	366.48	364.57	<u>366.48</u>	370.99	346.04	<u>370.99</u>
6^+	720.40	717.10	722.89	706.88	704.82	709.74	717.65	689.42	728.47
8^+	1129.70	1130.89	<u>1129.70</u>	1125.35	1123.09	<u>1125.35</u>	1144.43	1117.23	1162.21
10^+	1599.00	1603.40	1595.26	1609.23	1608.64	1603.21	1637.04	1614.03	1654.28
12^+	(2119.00)	2123.44	<u>2119.00</u>	2148.51	2151.71	2140.10	2184.67	2168.74	2194.41
14^+	(2682.5)	2677.98	2702.57	(2736.01)	2740.64	<u>2736.01</u>	2777.30	2772.90	<u>2777.30</u>
16^+		3248.12	3348.22	(3362.0)	3357.92	3392.27	3404.44	3419.34	3400.53
18^+		3798.63	4058.16		3968.95	4110.63	4087.10	4101.33	4063.38
20^+		4221.54	4834.33		4444.16	4892.87	4782.30	4811.93	4766.07
22^+			5678.39			5740.62	5519.50	5543.34	5509.31
24^+			6591.67			6655.29	6294.10	6286.21	<u>6294.10</u>
26^+			7575.26			7638.09	7055.50	7028.36	7121.53
$\frac{E_g^{4+}}{E_g^{2+}}$	2.93			3.01			3.01		
χ	4.83 7.92			2.93 11.43			21.22 21.77		
A_1	a	151.3419	867.4073	126.4776	1187.1506		274.9237	1950.92	
A_2	b	9.5423	0.0513027	10.3917	0.034413709		7.4351	0.02057356	
d	c	2.0284	$1.171278 \cdot 10^{-4}$	2.0136	$6.109010 \cdot 10^{-5}$		2.4767	$1.254659 \cdot 10^{-5}$	

TABLE X: The same as in Table II but for a different set of nuclei: ^{150}Nd [41], ^{152}Sm [42], ^{154}Gd [25].

In the last table (Table XI) we present two nuclei which satisfy the symmetry $E(5)$. These are described with the close formulas (3.12) and (2.54). We remark that also in this case the r.m.s. values are small. Experimental data for these nuclei were considered up to the angular momentum where the first backbending is showing up.

		^{104}Ru			^{102}Pd		
J^π		Exp.	Th(1)	Th(2)	Exp.	Th(1)	Th(2)
2^+		358.03	348.13	<u>358.03</u>	556.43	563.02	520.03
4^+		888.49	901.59	910.87	1275.87	1280.12	<u>1275.87</u>
6^+		1556.30	1561.29	<u>1556.30</u>	2111.35	2100.12	2114.71
8^+		2320.30	2303.22	2287.30	3013.06	3006.50	3019.06
10^+		3111.80	3119.23	<u>3111.80</u>	3992.71	3993.31	<u>3992.71</u>
12^+			4005.75	4039.35	5055.10	5057.87	5043.55
14^+			4960.97	5078.09	6179.80	6198.80	<u>6179.80</u>
16^+			5983.88	6234.53	7428.80	7415.32	7408.97
18^+			7073.86	7513.64		8706.93	8737.58
20^+			8230.5	8919.18		10073.30	10171.10
$\frac{E_g^{4+}}{E_g^{2+}}$		2.48			2.29		
χ			11.33	17.84		9.88	15.41
A_1	a	522.4864	562.6938		649.8648	710.6779	
A_2	b	8.1960	0.2738559		9.2391	0.329923	
d	c	1.5466	$9.51995 \cdot 10^{-4}$		1.4174	$5.317905 \cdot 10^{-4}$	

TABLE XI: The same as in Table VII but for a different set of nuclei: ^{104}Ru [43], ^{102}Pd [44]. These nuclei obey the $E(5)$ symmetry.

V. CONCLUSIONS

In this Section we summarize the main results obtained in this paper. By a dequantization procedure we associated to a quantum mechanical Hamiltonian which is quadratic in the quadrupole bosons, a time dependent classical equation. The classical Hamiltonian has a separated form, i.e. is a sum of a kinetic and a potential energy terms. The later one is not depending on momenta and is of Davidson type. We may say that our procedure proves the classical origin of the Davidson potential. The centrifugal term is determined by a pseudo-angular momentum associated to the intrinsic coordinates. It is worth mentioning that the constraint for the angular momentum in the laboratory frame yields a differential equation which is connected to that one corresponding to the energy conservation which results in obtaining a specific angular momentum dependence for the quantal energy. Actually the expression obtained generalizes the Holmberg-Lipas formula, involving under the square root symbol a $J^2(J + 1)^2$ term.

A similar expression was obtained by one author (A. A. R.) within the coherent state model (CSM) for a large deformation regime. Another compact expression was proposed by CSM for the near vibrational regime, i.e. small nuclear deformation. One of the targets of this paper was to prove that the two compact expressions provided by CSM are able to describe the ground state energies for deformed, near vibrational and transitional nuclei. By matching the two expressions one obtains a unitary description for nuclei satisfying different symmetries or, with other words, belonging to various nuclear phases. Similar goal is touched by using a square root formula, a generalization of the Holmberg-Lipas formula, obtained on the base of a semiclassical description.

These descriptions are used for a large number of nuclei (44). The agreement between results and experimental excitation energies is very impressive. The agreement quality is judged by the small r.m.s. values of discrepancies.

As a final conclusion we may say that the CSM procedure is able to describe in a realistic fashion the ground state energies for nuclei of different nuclear phases. An alternative description is given by a square root formula derived as approximate eigenvalue of a quadratic Hamiltonian in quadrupole bosons subject to a constraint due to the angular momentum conservation.

Acknowledgment. This work was supported by the Romanian Ministry for Educa-

tion Research Youth and Sport through the projects ID-33/2007 and ID-946/2009.

VI. APPENDIX A

Using the equations of motion for the conjugate variables, one can prove that

$$\dot{\mathcal{L}}_3 = 0 \quad , \quad \dot{\mathcal{H}}_1 = 0, \quad (\text{A.1})$$

where \mathcal{L}_3 is defined by the following expression:

$$\mathcal{L}_3 \equiv \frac{\hbar}{2}(q_1 p_2 - q_2 p_1) = \frac{\hbar^2}{A'} r^2 \dot{\theta}, \quad (\text{A.2})$$

and has the significance of the third component of the angular momentum defined in the phase space, spanned by the coordinates (q_1, p_1, q_2, p_2) . The other two components are:

$$\mathcal{L}_1 = \frac{\hbar}{4}((q_1^2 + p_1^2 - q_2^2 - p_2^2)), \quad \mathcal{L}_2 = \frac{\hbar}{2}(q_1 q_2 + p_1 p_2). \quad (\text{A.3})$$

Indeed, one easily check that

$$\{\mathcal{L}_i, \mathcal{L}_k\} = \hbar \epsilon_{ikj} \mathcal{L}_j, \quad (\text{A.4})$$

where $\{, \}$ denotes the Poisson bracket while ϵ_{ikj} the antisymmetric unit tensor. In virtue of Eq. (A.4) the set of functions \mathcal{L}_k with the Poisson brackets as multiplication operation, form a classical $SU_c(2)$ algebra. Moreover, they could be obtained by averaging with $|\Psi\rangle$, the generators \hat{L}_k

$$\mathcal{L}_k = \langle \Psi | \hat{L}_k | \Psi \rangle; k = 1, 2, 3, \quad (\text{A.5})$$

of a boson $SU_b(2)$ algebra defined with the boson operators $b_0^\dagger, b_{\pm 2}^\dagger$, as:

$$\begin{aligned} \hat{L}_1 &= \frac{\hbar}{4} \left[2b_0^\dagger b_0 - (b_2^\dagger + b_{-2}^\dagger)(b_2 + b_{-2}) \right], \\ \hat{L}_2 &= \frac{\hbar}{2\sqrt{2}} \left[b_0^\dagger(b_2 + b_{-2}) + (b_2^\dagger + b_{-2}^\dagger)b_0 \right], \\ \hat{L}_3 &= \frac{\hbar}{2\sqrt{2}i} \left[b_0^\dagger(b_2 + b_{-2}) - (b_2^\dagger + b_{-2}^\dagger)b_0 \right]. \end{aligned} \quad (\text{A.6})$$

The equation (2.15) and the correspondence between commutators and Poisson brackets $[,] \rightarrow \frac{1}{i}\{, \}$, define a homeomorphism of the boson and classical algebras generated by $\{\hat{L}_k\}_{k=1,2,3}$ and $\{\mathcal{L}_k\}_{k=1,2,3}$ respectively. Note that the boson $SU_b(2)$ algebra does not

describe the rotations in the real configuration space but in a fictitious space. The conservation law expressed by (A.1) is determined by the invariance against rotation around the 3-rd axis in the fictitious space mentioned above: $[H, \hat{L}_3] = 0$. Since the classical system is characterized by two degrees of freedom and, on the other hand, there are two constants of motion

$$\mathcal{H} = E, \quad \mathcal{L}_3 = L, \quad (\text{A.7})$$

the equations of motion are exactly solvable.

VII. APPENDIX B

By direct calculations we can check that the overlap integral $I_J^{(0)}$ and its first and second derivatives satisfy the following differential equation:

$$\frac{d^2 I_J^{(0)}}{dx^2} - \frac{x-3}{2x} \frac{d I_J^{(0)}}{dx} - \frac{2x^2 + J(J+1)}{4x^2} I_J^{(0)} = 0, \quad (x = d^2). \quad (\text{B.1})$$

By a suitable change of function this equation can be brought to the differential equation characterizing the hypergeometric function of the first rank. Thus the final result for $I_J^{(0)}$ is:

$$I_J^{(0)} = \frac{(J!)^2}{\left(\frac{J}{2}\right)!(2J+1)!} (6d^2)^{\frac{J}{2}} e^{-\frac{d^2}{2}} {}_1F_1\left(\frac{1}{2}(J+1), J + \frac{3}{2}; \frac{3}{2}d^2\right). \quad (\text{B.2})$$

This expression is further used for describing both the asymptotic and vibrational behavior for the excitation energies in the ground band. Indeed, in the asymptotic region of d , the hypergeometric function behaves like:

$${}_1F_1(a, c; z) = \frac{\Gamma(c)}{\Gamma(a)} e^z z^{a-c} [1 + \mathcal{O}(|z|^{-1})]. \quad (\text{B.3})$$

Due to this expression the dominant term of $I_J^{(0)}$ is:

$$I_J^{(0)} \sim \frac{e^x}{3x}. \quad (\text{B.4})$$

This expression suggests for $I_J^{(0)}$, in the asymptotic region, the following form:

$$I_J^{(0)} = e^x \sum_{n=1} A_n x^{-n}. \quad (\text{B.5})$$

Inserting this expression into the above differential equation one obtains the recursion relation for the expansion coefficients A_k :

$$A_{n+1} = \frac{A_n}{6n}(2n+J)(2n-J-1). \quad (\text{B.6})$$

The leading term (B.4) gives $A_1 = \frac{1}{3}$ and then (B.6) determines the whole set of the expansion coefficients. In this way we obtain for the ratio $d^2 I_J^{(1)} / I_J^{(0)}$ the expression:

$$\begin{aligned} x \frac{I_J^{(1)}}{I_J^{(0)}} &= x - 1 - \frac{1}{3x} - \frac{5}{9x^2} - \frac{37}{27x^3} + \left(\frac{1}{6x} + \frac{5}{18x^2} + \frac{13}{18x^3} \right) J(J+1) \\ &\quad - \frac{1}{54x^3} J^2(J+1)^2 + \mathcal{O}(x^{-4}). \end{aligned} \quad (\text{B.7})$$

The convergence in terms of x for the excitation energy may be improved in two steps. First we write the differential equation for $I_J^{(0)}$ in a different form:

$$x \left(x \frac{I_J^{(1)}}{I_J^{(0)}} \right)' + \left(x \frac{I_J^{(1)}}{I_J^{(0)}} \right)^2 - \frac{x-1}{2} \left(x \frac{I_J^{(1)}}{I_J^{(0)}} \right) - \frac{2x^2 + J(J+1)}{4} = 0. \quad (\text{B.8})$$

The derivative $\left(x \frac{I_J^{(1)}}{I_J^{(0)}} \right)'$ is further calculated by using (B. 7)(B. 7)(B. 7)(B. 7)(B. 7)(B. 7)(B. 7)) and thus the above equation becomes a second degree algebraic equation for $x \frac{I_J^{(1)}}{I_J^{(0)}}$. Solving this equation one obtains:

$$x \frac{I_J^{(1)}}{I_J^{(0)}} = \frac{1}{2} \left[\frac{x-2}{2} + \sqrt{G_J} \right], \quad (\text{B.9})$$

where we used the notation:

$$\begin{aligned} G_J &= \frac{9}{4}x(x-2) + \left(J + \frac{1}{2}\right)^2 - \frac{4}{9x} \left(3 + \frac{10}{x} + \frac{37}{x^2}\right) \\ &\quad + \frac{2}{3x} \left(1 + \frac{10}{3x} + \frac{13}{x^2}\right) J(J+1) - \frac{2J^2}{9x^3} (J+1)^2. \end{aligned} \quad (\text{B.10})$$

Concerning the near vibrational regime the final expression for energies is obtained in two steps. First one derives the vibrational limit of the k -th derivative:

$$\begin{aligned} \lim_{d \rightarrow 0} \left(d^2 \frac{I_J^{(1)}}{I_J^{(0)}} \right)^{(k)} &= \frac{1}{(2J+3)^k} \left[\frac{J}{2} (\delta_{k,0} + \delta_{k,1}) \right. \\ &\quad \left. + 9 \frac{(J+1)(J+2)}{2J+5} \left((\delta_{k,2} + 9 \frac{\delta_{k,3}}{2J+7}) \right) \right], \quad k = 0, 1, 2, 3. \end{aligned} \quad (\text{B.11})$$

Then, truncating the Taylor expansion of $x \frac{I_J^{(1)}}{I_J^{(0)}}$, around the point $x = 0$, at the third order one obtains:

$$\begin{aligned} x \frac{I_J^{(1)}}{I_J^{(0)}} &= \frac{J}{2} + \frac{J}{2(2J+3)}x + \frac{9}{2} \frac{(J+1)(J+2)}{(2J+3)^2(2J+5)}x^2 \\ &+ \frac{27}{2} \frac{(J+1)(J+2)}{(2J+3)^3(2J+5)(2J+7)}x^3 + \mathcal{O}(x^4). \end{aligned} \quad (\text{B.12})$$

- [1] A. A. J. Mariscotti, G. Scharff-Goldhaber and B. Buch, Phys. Rev. **178**(1969) 1864.
- [2] S. M. Harris, Phys. Rev. **138** (1965) B 509.
- [3] T. D. K. Das, R. M. Dreizler and A. Klein, Phys. Rev. **C2** (1970) 632.
- [4] P. Holmberg and P. O. Lipas, Nucl. Phys. **A 117** (1968) 552.
- [5] A. A. Raduta and C. Sabac, Ann. Phys. (NY) **148**, 1-31 (1983).
- [6] A. A. Raduta, S. Stoica and N. Sandulescu, Rev. Roum. Phys., Tome 29, No. 1 (1984) 55.
- [7] A. Arima, F. Iachello, Ann. Phys. (N.Y.) 91 (1976) 253.
- [8] A. Arima, F. Iachello, Ann. Phys. (N.Y.) 123 (1976) 468.
- [9] R. F. Casten in: F. Iachello (Ed.) Int. Bose-Fermi Systems in Nuclei, Plenum, New York, 1981, p. 1.
- [10] F. Iachello, Phys. Rev. Lett. **85** (2000) 3580.
- [11] F. Iachello, Phys. Rev. Lett. **87** (2001) 052502.
- [12] A. A. Raduta, V. Ceausescu, A. Gheorghe, R. M. Dreizler, Nucl. Phys. **A 381** (1982) 253.
- [13] A. A. Raduta and A. Faessler, Jour. Phys. **G 31** (2005) 873-901.
- [14] A. A. Raduta, A. Gheorghe and A. Faessler, Jour. Phys. **G 31** (2005) 337-353.
- [15] A. C. Gheorghe, A. A. Raduta and A. Faessler, Phys. Lett. **B 648** (2007) 171-175.
- [16] A. A. Raduta, A. C. Gheorghe, P. Baganu and A. Faessler, Nucl. Phys. **A 819** (2009) 46-78.
- [17] A. Artna-Cohen, NDS **80**, 723 (1997).
- [18] M. R. Schmorak, NDS **63**, 139 (1991).
- [19] Y. A. Akovali, NDS **71**, 181 (1994).
- [20] M. R. Schmorak, NDS **63**, 183 (1991).
- [21] F. E. Chukreev, V. E. Makarenko, M. J. Martin, NDS **97**, 129 (2002).
- [22] F. E. Chukreev, Balraj Singh, NDS **103**, 325 (2004).

- [23] Y. A. Akovali, NDS **96**, 177 (2002).
- [24] Y. A. Akovali, NDS **87**, 249 (1999).
- [25] C. W. Reich, R. G. Helmer, NDS **85**, 171 (1998).
- [26] C. W. Reich, NDS **99**, 753 (2003).
- [27] R. G. Helmer, NDS **101**, 325 (2004).
- [28] C. W. Reich, NDS **78**, 547 (1996).
- [29] R. G. Helmer, C. W. Reich, NDS **87**, 317 (1999).
- [30] Balraj Singh, NDS **93**, 243 (2001).
- [31] E. N. Shurshikov, N. V. Timofeeva, NDS **67**, 45 (1992).
- [32] Balraj Singh, NDS **75**, 199 (1995).
- [33] E. Browne, Hou Junde, NDS **87**, 15 (1999).
- [34] E. Browne, Hou Junde, NDS **84**, 337 (1998).
- [35] Balraj Singh, R. B. Firestone, NDS **74**, 383 (1995).
- [36] C. M. Baglin, NDS **99**, 1 (2003).
- [37] E. Browne, NDS **72**, 221 (1994).
- [38] S.-C. Wu, H. Niu, NDS **100**, 483 (2003).
- [39] C. M. Baglin, NDS **96**, 611 (2002).
- [40] J. Blachot, NDS **91**, 135 (2000).
- [41] E. derMateosian, J. K. Tuli, NDS **75**, 827 (1995).
- [42] A. Artna-Cohen, NDS **79**, 1 (1996).
- [43] J. Blachot, NDS **64**, 1 (1991).
- [44] D. De Frenne, E. Jacobs, NDS **83**, 535 (1998).