

INFLOW-OUTFLOW MODEL WITH CONDUCTION AND SELF-CONSISTENT FEEDING FOR SGR A*

ROMAN V. SHCHERBAKOV¹, FREDERICK K. BAGANOFF²

Draft version November 1, 2022

ABSTRACT

We propose a two-temperature radial inflow-outflow model near Sgr A* with self-consistent feeding and conduction. Stellar winds from individual stars are considered to find the rates of mass injection and energy injection. These source terms help to partially eliminate the boundary conditions on the inflow. Electron thermal conduction is crucial for inhibiting the accretion. Energy diffuses out from several gravitational radii, unbinding more gas at several arcseconds and limiting the accretion rate to < 1% of Bondi rate. We successfully fit the X-Ray surface brightness profile found from the extensive Chandra observations and reveal the X-Ray point source in the center. The super-resolution technique allows us to infer the presence and estimate the unabsorbed luminosity $L \approx 4 \cdot 10^{32} \text{ erg s}^{-1}$ of the point source. The employed relativistic heat capacity and direct heating of electrons naturally lead to low electron temperature $T_e \approx 4 \cdot 10^{10} \text{ K}$ near the black hole. Within the same model we fit 86 GHz optically thick emission and obtain the order of magnitude agreement of Faraday rotation measure, thus achieving a single accretion model suitable at all radii.

Subject headings: accretion, accretion disks — conduction — Galaxy: center — stars: winds, outflows

1. INTRODUCTION

Our Galaxy hosts a supermassive black hole (BH) with a mass $M = 4.5 \cdot 10^6 M_\odot$ (Ghez et al. 2008; Reid et al. 2008) at a distance $R = 8.4 \text{ kpc}$. The BH exhibits low luminosity state probably due to inefficient feeding and cooling. Almost all available matter outflows from the region, whereas only the small fraction accretes (Quataert 2004). This feeding region within several arcseconds contains X-Ray emitting gas, but some X-Rays are expected from a synchrotron self-Compton (SSC) or synchrotron source from accretion at several Schwarzschild radii r_g . The study of X-Rays offers a unique opportunity to test the full range of accretion scales from several '' to $r_g = 10^{-5}''$ and construct a single model.

Modeling the accretion flow with such a huge range of scales is a challenge. 3D SPH simulations are performed in the outer region between 1'' and 10'' (Rockefeller et al. 2004; Cuadra et al. 2008). Latest MHD simulations (Sharma et al. 2008) are limited to 3 orders of magnitude in radius and axial symmetry. Only the one-dimensional calculation (Quataert 2004) can in principle resolve the flow everywhere. Thus, 1D modeling is the approach we adopt extending it down to the BH horizon.

We analyze the quiescent observations (Muno et al. 2008) of X-Ray emission from central several arcseconds around Sgr A* in §2. The total exposure is 25 times longer compared to previously analyzed data (Baganoff et al. 2003). The super-resolution processing based on spacecraft dithering helps resolving sub-pixel scales. The up-to-date data on stellar wind emitters are summarized in §3. We smooth matter ejection rates of individual stars over radius and sum them into a single feeding rate, also properly averaging the wind velocity. This presents a sig-

nificant improvement over an ad-hoc feeding in Quataert (2004). The dynamical two-temperature equations are derived in §4. We consider the electron conduction the main energy transport mechanism, approximating the unsaturated heat flux by a simple formula. The Bondi flow (Bondi 1952) without heat transport overestimates the X-Ray luminosity by a factor of 10^3 . The other important effects considered are the relativistic heat capacity of electrons and superadiabatic heating equivalent to entropy production. The ways to solve the resulting system of equations and corresponding results are presented in §5. We employ the shooting method and find the minimum χ^2 fit for X-Ray surface brightness profile, simultaneously fitting 86 GHz flux. The best fit model requires X-Ray point source. The viability of a non-cooling radial flow is examined.

2. OBSERVATIONS

Central several arcseconds of the Galaxy were observed quite often over the past several years. The rich region contains point sources identified as X-Ray binaries (Muno et al. 2009) and extended emission features (Muno et al. 2008) together with the source coincident with Sgr A*. The latter is expected from hot accreting gas, and source confusion is practically impossible (Baganoff et al. 2003). Sgr A* source exhibits significant X-Ray flares associated with the SSC mechanism (Baganoff et al. 2001) or synchrotron (Dodds-Eden et al. 2009). We are interested in quiescent emission, so we exclude the flaring state. We bin the observations in 628 seconds as a compromise between the time resolution and the number of counts. About 4 photons on average are received during 628 seconds and we take only the observations with less than 15 photons, thereby accumulating 953 ks in the quiescent state. The quiescent state also produces some point source X-Rays, likely associated with SSC (Moscibrodzka et al. 2009). We model these by a PSF-broadened central point source. We eliminate the emission from the point sources and bright extended sources offset from Sgr A* (see Figure 1). The bright extended

rshcherbakov@cfa.harvard.edu

¹ <http://www.cfa.harvard.edu/~rshcherb/> Harvard-Smithsonian Center for Astrophysics, 60 Garden Street, Cambridge, MA 02138, USA

² Center for Space Research, Massachusetts Institute of Technology, Cambridge, MA, 02139




FIG. 1.— Chandra image of central 6'' around Sgr A*. Point sources and strong extended features are subtracted.

emission may arise from the colliding winds of two strong close emitters or from the collision of hot outflowing material with cold molecular material. We exclude both effects from modeling of an averaged flow pattern.

We construct the surface brightness profile in counts per pixel squared for the duration of observation as a function of distance from the BH. The size of Chandra pixel is 0.5'', which may seem to pose a limit on radial binning of brightness profile. However, the position of satellite is not steady over the duration of observations, but is findable with the 0.1'' accuracy by comparing with the known positions of bright point sources. Then we can achieve 0.1'' super-resolution accuracy in surface brightness profile from knowing the orientation of the detector pixels at any given time. The final profile is shown on Figure 2 (error bars) together with the point-spread function (PSF) (dashed) found from the nearby point source J174540.9-290014 (Muno et al. 2009). The PSF is scaled to match the contribution from the point source. The counts cease to be monotonic at about 5'' due probably to the production of X-Rays in collisions of cold and hot regions. Therefore, only radiation within the central 5'' is to be modeled. As we are interested in how symmetric the surface brightness profile is, we divide the emitting region into 4 sectors 90 deg each centered on Sgr A* and extract the surface brightness profile in each sector. The standard deviation of counts between sectors is below 2σ the noise within 5'', but rises to several σ outward from 5''. This justifies our choice of the outer radiation boundary and proves the applicability of the radial model. Let us now look in more details on manufacturing of the X-

Ray emitting gas.

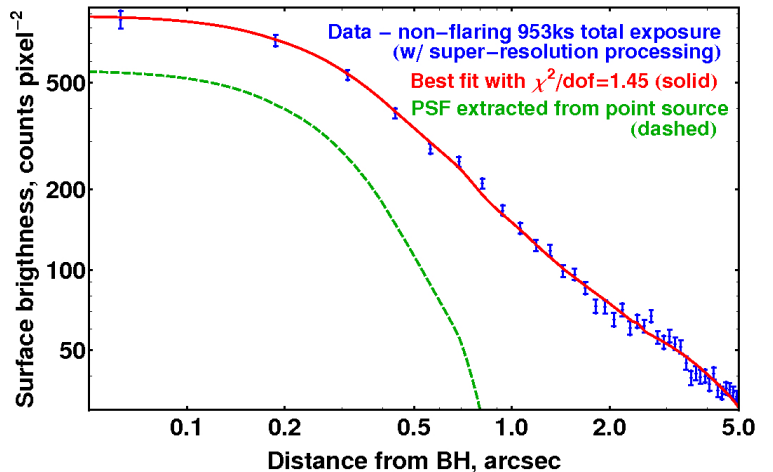


FIG. 2.— Observed radial surface brightness profile (error bars), best fit (solid) and the point source contribution to emission (dashed). The point source contribution is the scaled PSF.

3. STELLAR WINDS FEEDING

The Galactic Center region has a concentration of massive Wolf-Rayet and blue giant stars, expelling strong winds from their surfaces (Martins et al. 2007). As the strongest wind emitters are usually the brightest stars, all wind emitters are easily identifiable. We take the latest data on ejection rates and velocities (Martins et al. 2007; Cuadra et al. 2008) and complement them with the orbital parameters of stars (Paumard et al. 2006; Lu et al. 2009). Following Cuadra et al. (2008), we minimize eccentricities for the stars not belonging to the stellar disks as identified by Lu et al. (2009). The wind speeds v_w and ejection rates are taken directly from Cuadra et al. (2008).

There are several ways to treat the winds. Rockefeller et al. (2004) performed a simulation with winds from steady stars, whereas Cuadra et al. (2008) considered moving stars. In both cases the time to reach the quasi-steady solution 300 – 1000 yrs is comparable to or longer than the orbital period at the stagnation point 350 yrs. Thus, it is reasonable to average over stellar orbits in a search for a steady-state prescription of feeding. We reconstruct the full 3D orbits, but retain only the apocenter and pericenter distances for the stars. We smooth the total wind ejection rate for each star over the radial extent of its orbit and then smooth with the narrow Gaussian filter to eliminate the divergences at the turning points. We add the resultant feeding profiles together to obtain the total feeding rate as a function of radius (see Figure 3). We square average the wind velocities weighing the contribution of each star by its mass loss rate. However, the winds also acquire the velocity of a star as viewed by a distant observer. We neglect stars' proper motions in calculations of wind energy. They are negligible at several arcseconds, but would rather contribute to the angular velocity of matter within 1'', where feeding is dominated by few stars. The dependence of the

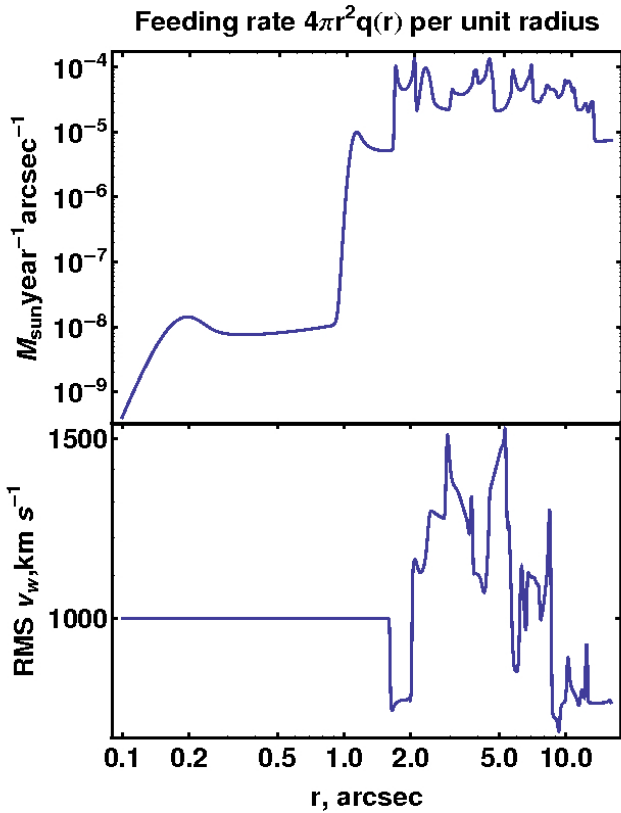


FIG. 3.— Mass input into the feeding region around the BH on the upper panel. Square averaged wind velocity v_w on the lower panel. Feeding is averaged over stellar orbits. Each wiggle represents a turning point of a single orbit. Only S02 star feeds matter within $0.8''$.

averaged wind speed on radius is shown on Figure 3. Quataert (2004) assumed the power-law mass injection rate $q(r) \propto r^{-\eta}$ for $r \in [2'', 10'']$. The power-law index $\eta = 2$ corresponds to zero slope of $\dot{M}(r) \propto r^2 q(r)$ (see Figure 3) and agrees better with the present calculations, whereas their choice of constant wind velocity does not agree with the present estimate.

We also incorporate S02 star (Martins et al. 2008) into the calculations. The mass loss rate $\dot{M}_{S02} = 6 \cdot 10^{-8} M_{\odot} \text{year}^{-1}$ of S02 is taken to coincide with that of τ Sco. S02 has a spectral type $B0 - 2.5V$ and a mass $M \approx 16 M_{\odot}$ (Mokiem et al. 2005; Martins et al. 2008), whereas τ Sco has a very close type $B0.2V$ and a mass $M \approx 15 M_{\odot}$ (Mokiem et al. 2005). The inferred accretion rate onto the black hole (Sharma et al. 2007a,b) $3 \cdot 10^{-8} M_{\odot} \text{year}^{-1}$ is actually smaller than \dot{M}_{S02} , thus the whole accreted material can in principle be provided by a single weak wind emitter. This result is very different from Cuadra et al. (2008), who assumed all the matter accretes from the inner boundary of the simulation, thus obtaining in a simplified treatment a much larger accretion rate. However, the direct feeding mechanism (Loeb 2004) by S02 does not work, as its revised \dot{M}_{S02} is much below the value required for feeding without the angular momentum. In turn, the direct feeding by IRS 13E3 (Moscibrodzka et al. 2006) produces too large accretion rate in the absence of conduction.

4. DYNAMICAL EQUATIONS

4.1. Energy transport mechanism

Radiatively inefficient flows can be mediated significantly by the energy transfer from the inner regions to the outer (Blandford & Begelman 1999; Johnson & Quataert 2007; Sharma et al. 2008). Such transfer happens in two distinct ways: via convection or via diffusive energy transport. Convection is seen in numerical simulations. It happens via Alfvén instability (Igumenshchev 2006) and magneto-thermal instability (MTI) (Sharma et al. 2008) and modifies the density profile. Let us show that the electron heat conduction wins over convection in the accretion flow. First, the MTI is driven by thermal conduction, at any moment the electron conduction flux is larger than the MTI-induced heat flux. Convection implies the motion of large-scale magnetized eddies, which in turn split into smaller eddies and develop the whole turbulent cascade. In such settings the electron conduction is only inhibited a factor of ~ 5 (Narayan & Medvedev 2001). The speed of electrons is a factor of $\sqrt{m_p/m_e}$ larger than the sound speed and the convection is subsonic; the same factor lowers the ion diffusive heat transport. The relative strength of convective heat flux is proportional to the gradient of logarithmic entropy, which is normally weaker than the proportionality to the gradient of logarithmic temperature of conductive flux. Combining both effects we conclude that, if there is convection or diffusion, then there is stronger conduction. Severe inhibition of electron conduction happens, if the turbulent cascade does not develop and mixing is absent. This is not the case when the gas accretes. The strength of turbulent magnetic field increases then in the convergent flow leading to dissipation and effective mixing (Shvartsman 1971; Shcherbakov 2008). It is reasonable to think that the whole turbulent cascade develops and the electrons relatively freely find their way around magnetic field lines to connect the different regions of the flow. When the electrons and ions get decoupled from each other, the ion entropy may get equilibrated by convection, whereas the electron temperature levels due to conduction. The investigation of this possibility is left for future research. In present paper we take the energy transport to happen solely via electron conduction.

There are several different regimes of conduction. First, the collisionality of the flow changes from the large radii to the inner radii as the mean free path of particles l exceeds the flow size r . As the flow gets only weakly collisional at several arcseconds, the conductivity is well approximated by a collisionless formula with $\kappa \propto r$. Another assumption of the kind deals with the electron velocity. As electrons can get only mildly relativistic, we take conductivity to be proportional to square root of electron temperature $\kappa \propto \sqrt{T_e}$, instead of proportionality to relativistic electron velocity $\kappa \propto v_e$ (Johnson & Quataert 2007). When the gradient of electron temperature gets too large, the electrons transport heat via a constant saturated flux, instead of the flux proportional to the gradient of temperature (Cowie & McKee 1976). We check a posteriori that the flow is in an unsaturated heat flux regime. Finally, we have for the heat flux $Q = -\kappa k_B dT_e/dr$

$$\kappa = 0.1 \sqrt{k_B T_e / m_e n}, \quad (1)$$

where $n = n_e$ is the electron density (Cowie & McKee

1976).

4.2. System of Equations

Gravitational energy of gas in the potential of an accretor is the ultimate inflow driver. It gets transformed directly in several types: kinetic energy of bulk toroidal and radial motion, energy of turbulent magnetic and velocity fields, thermal energy. Turbulent energy can also originate from the toroidal shearing flow in a disk. Turbulence dissipates into thermal motions of ions and electrons on the dynamical timescale, whereas ions and electrons exchange energy by slow Coulomb collisions. The faster collective modes of ion-electron energy exchange may exist, though they may not lead to equilibration of temperatures (Shkarofsky et al. 1966). We do not separate the turbulent term or write an equation on it for the purpose of current work, as its direct dynamical influence is smaller than the influence of additional thermal energy produced via dissipation of turbulence and entropy production (Shcherbakov 2008). Following Johnson & Quataert (2007), we introduce the fractions f_p and f_e of changes of gravitational energy, which go directly into thermal energy of ions and electrons, but relate them via a direct heating mechanism (Sharma et al. 2007a). For the purpose of numerical stability we enhance Coulomb collisions by a factor of 1000, which effectively makes ion and electron temperatures equal at large distances from the BH, but does not influence T_e near the BH. Let us convert the qualitative ideas into equations.

The composition of plasma determines the exact balance of the black hole gravitational pull and supporting gas pressure. Let us define the source function q , so that the ejected mass of stellar winds per second is $\dot{M}_w = \int 4\pi r^2 q dr$. We denote the electron density by $n = n_e$ and write the continuity equation as

$$\frac{\partial n}{\partial t} + \frac{1}{r^2} \frac{\partial(nv_r r^2)}{\partial r} = \frac{q(r)}{\mu_{av}}, \quad (2)$$

where

$$\mu_{av} \approx 1.14 \quad (3)$$

is the average atomic mass per one electron for assumed solar abundance of fully ionized elements (Najarro et al. 2004). The ratio of number densities of atomic nuclei to electrons is

$$d = n_{\text{non-el}}/n \approx 0.93. \quad (4)$$

We write separate energy equations for electrons (e) and all ions (p) in terms of

$$c_{se} = \sqrt{\frac{k_B T_e}{m_p}} \quad \text{and} \quad c_{sp} = \sqrt{\frac{k_B T_p}{m_p}}, \quad (5)$$

assuming all ions have the same temperature. We set the speed of light equal unity $c = 1$ and normalize to it all velocities. The ideal gas law gives normalized gas pressure

$$p_{\text{gas}} = p_p + p_e = n(c_{se}^2 + d \cdot c_{sp}^2) \quad (6)$$

to be substituted into the Euler equation

$$\frac{Dv_r}{Dt} + \frac{1}{n\mu_{av}} \frac{\partial p_{\text{gas}}}{\partial r} + \frac{r_g}{2(r-r_g)^2} + \frac{q(r)}{n\mu_{av}} v_r = 0, \quad (7)$$

where $D/Dt = \partial/\partial t + v_r \partial/\partial r$. The last term corresponds to zero bulk radial velocity of emitted stellar winds.

The electron internal energy density can be approximated as

$$u_e = m_e \left(\frac{3K_3(\theta_e^{-1}) + K_1(\theta_e^{-1})}{4K_2(\theta_e^{-1})} - 1 \right) \approx \quad (8) \\ \approx \frac{3}{2} \frac{0.7 + 2c_{se}^2 m_p/m_e}{0.7 + c_{se}^2 m_p/m_e} m_p c_{se}^2.$$

This takes into account the differential heat capacity of particles (Shkarofsky et al. 1966). The ion internal energy per particle is $u_p = 3/2 m_p c_{sp}^2$.

The energy exchange rate by Coulomb collisions is (Shkarofsky et al. 1966)

$$F_{pe} = 4.3 \cdot 10^{-19} \frac{n^2}{c_{se}^3} (c_{sp}^2 - c_{se}^2). \quad (9)$$

The non-relativistic formula is used everywhere, as F_{pe} rate is only significant in the region of non-relativistic electrons. The energy equation for electrons is then

$$n \frac{D}{Dt} \left(\frac{3}{2} \frac{0.7 + 2c_{se}^2 m_p/m_e}{0.7 + c_{se}^2 m_p/m_e} c_{se}^2 \right) - c_{se}^2 \frac{Dn}{Dt} = CF_{pe} + \\ -f_e n \frac{r_g v_r}{2r^2} + \frac{q(1+d)}{2\mu_{av}} \left(\frac{v_r^2}{2} + \frac{v_w^2}{2} - \frac{5}{2} c_{se}^2 \right) \\ + \frac{1}{r^2} \partial_r (r^2 \kappa \partial_r c_{se}^2), \quad (10)$$

where $C \sim 1000$ is the enhancement of collisions and conductivity is given by equation (1). The left-hand side of the equation (10) represents the compressive heating in the adiabatic flow. The Paczynski-Wiita gravitational potential (Paczynski & Wiita 1980) is implemented for gravitational force, but not in the entropy production term. This reflects the fact that the dissipation of turbulence ceases near the BH as having slower timescale compared to the inflow time. The energy equation for ions reads

$$n \frac{D}{Dt} \left(\frac{3}{2} c_{sp}^2 \right) - c_{sp}^2 \frac{Dn}{Dt} = -CF_{pe} + \\ -f_p n \frac{r_g v_r}{2r^2} + \frac{q(1+d)}{2\mu_{av}} \left(\frac{v_r^2}{2} + \frac{v_w^2}{2} - \frac{5}{2} c_{sp}^2 \right). \quad (11)$$

The energy injection rate into ions is chosen to be the same per electron as the energy injection rate into electrons to facilitate the equality of ion and electron temperatures. Let us write a condition on f_p and f_e to decrease the number of free parameters. We assume the ratio of heating fractions to be given by the direct heating mechanism (Sharma et al. 2007a) as

$$\frac{f_e}{f_p} = \frac{1}{3} \sqrt{\frac{T_e}{T_p}}, \quad (12)$$

despite this calculation is non-relativistic and a large fraction of energy dissipates at the small scales instead of direct large-scale heating.

5. SOLUTIONS AND DISCUSSIONS

We solve the derived system of equations from the outer boundary of the feeding region at $14'' = 1.3 \cdot 10^6 r_g$

to the inner boundary at about $1.3r_g$, thus covering 6 orders of magnitude in radius. Such a huge dynamic range requires the special solution technique, the solution of a time-dependent system of equations (Quataert 2004) not being an option. We employ the shooting method and find the smooth transonic solution through the inner sonic point at $\sim 3r_g$. In the presence of conduction the point, where sound speed equals inflow velocity is not special anymore, and instead the point, where isothermal speed equals the inflow velocity, plays the role of transonic surface (Johnson & Quataert 2007). The system of equations is reduced to one temperature in the outflow by setting $T_e = T_p$ and adding the equations (10) and (11). The inner boundary is set at a point r_{in} , where $dT_e/dr = 0$ in a non-conductive solution. Then for any non-zero conductivity the zero heat flux condition $dT_e/dr = 0$ is enforced at r_{in} . The outer boundary condition at r_{out} is uncertain. It is natural to think the outflow would be transonic (Lamers & Cassinelli 1999), however, significant outer pressure may hold the gas in the subsonic regime near r_{out} . The position of zero velocity stagnation point r_{st} determines the accretion rate \dot{M} . Instead of setting the pressure at the outer boundary we regulate that pressure by setting temperature T_{st} at the stagnation point. Thus, we have 4 independent variables in the fit: accretion rate \dot{M} , temperature at stagnation point T_{st} , the ion heating rate f_p and the normalization N of the point source contribution. They are all found iteratively to minimize χ^2 . We also iteratively find the positions of sonic point and stagnation point. The positions of inner boundary and outer boundary are unchanged while solving the 4-point boundary value problem.

The observed surface brightness radial profile is the data we fit. We generate a surface brightness profile corresponding to the dynamical model by performing the optically thin ray tracing of X-Rays at a set of photon energies and projected distances from the BH. We employ the up-to-date bremsstrahlung emissivities (Gould (1980) and errata) and account for the emission by heavy elements, excluding iron. Solar metallicity interstellar absorption (Morrison & McCammon 1983) is assumed with hydrogen column $N_H = 10^{23} \text{cm}^{-2}$. The fluxes are convolved with the response of Chandra to find counts, then blurred with the energy-independent PSF (see Figure 2) and integrated over the radial extent of each bin.

The model with $\dot{M} = 6 \cdot 10^{-8} M_\odot \text{year}^{-1}$, $f_p = 0.46$, $T_{st} = 3.2 \cdot 10^7 \text{K}$ and 550 counts pixel^{-2} produced at $r = 0$ by a point source gives an excellent fit with the minimum reduced $\chi^2 = 1.45$ and weighed $\chi_{\text{wei}}^2 = 0.68$ with $1/r$ weights. The stagnation point is at $r_{st} = 1.01''$. The correspondent unabsorbed point source luminosity $L = 4 \cdot 10^{32} \text{erg s}^{-1}$ is estimated for monoenergetic photons at 4 keV and agrees with the estimates of SSC luminosity in Moscibrodzka et al. (2009). Energy 4 keV is chosen as the energy Chandra is most sensitive to for assumed N_H . The minimum reduced $\chi^2 = 15$ is achieved for the model without the point source. The models with the outer sonic point instead of finite bounding pressure underpredict the X-ray surface brightness at several arcseconds, assuming fixed $N_H = 10^{23} \text{cm}^{-2}$. The reliable fitting for N_H is possible only with the use of spectral data and is left for future research. The assumption $T_p = T_e$ represents the additional point of concern. Temperature

equilibrium might not hold at the stagnation point at $1''$ (Quataert 2004), however the thermalization rate exceeds the outflow rate at $5''$ in our subsonic dense outflow, thus $T_p = T_e$ holds there. The reliable modeling of non-equilibrium flows requires the modeling of the whole spatial structure of the stellar winds and is left for the future research as well.

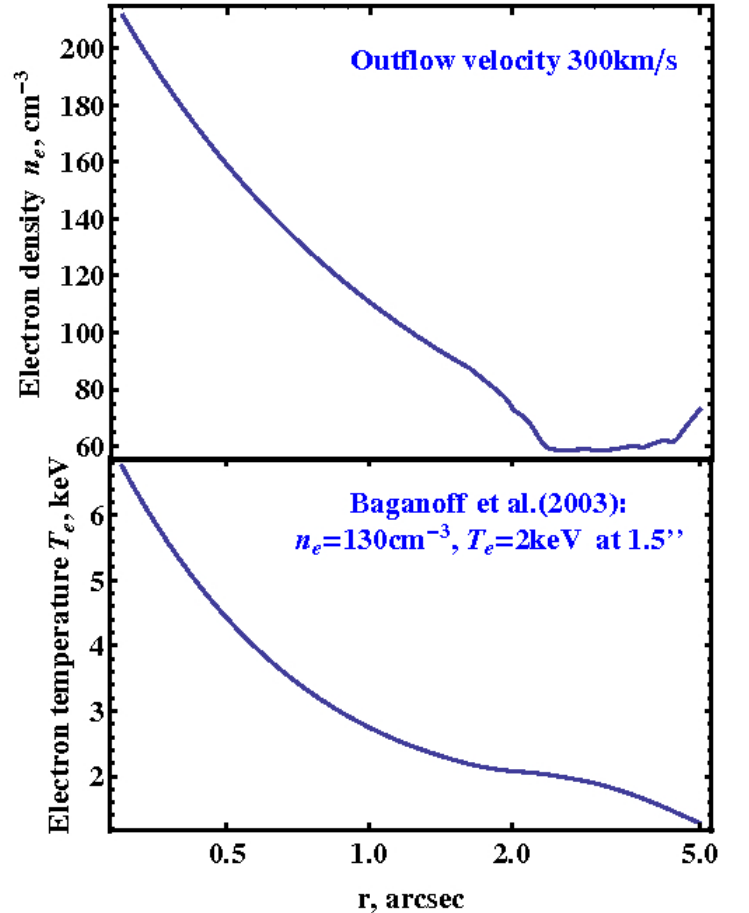


FIG. 4.— Radial profiles of electron density $n = n_e$ in cm^{-3} (upper panel) and electron temperature T_e in keV (lower panel) in the feeding region.

The profiles of electron density n_e and temperature T_e within several arcseconds from the BH are shown on Figure 4 and compare well with the simple earlier estimates (Baganoff et al. 2003; Quataert 2004). The difference is that our best fit is a subsonic flow supported by the outer medium with the density bounce at $5''$. Though the achieved outflow velocity $v_{out} = 300 \text{km s}^{-1}$ is almost independent of radius for $r > 2''$. The line cooling (Sutherland & Dopita 1993) reduces the heat contents only by several percent for gas reaching $5''$, bremsstrahlung cooling being less important.

The profiles of dimensionless electron temperature $k_B T_e / (m_e c^2)$ and ratio T_p / T_e within several Schwarzschild radii from the BH are shown on Figure 5. The electron temperature $T_e = 4 \cdot 10^{10} \text{K}$ and density $n_e = 2 \cdot 10^6 \text{cm}^{-3}$ are found close to the BH. This dynamical model gives an excellent fit to the optically thick luminosity $L = 1.73 \text{Jy}$ at 86 GHz (Krichbaum et al. 2006) for

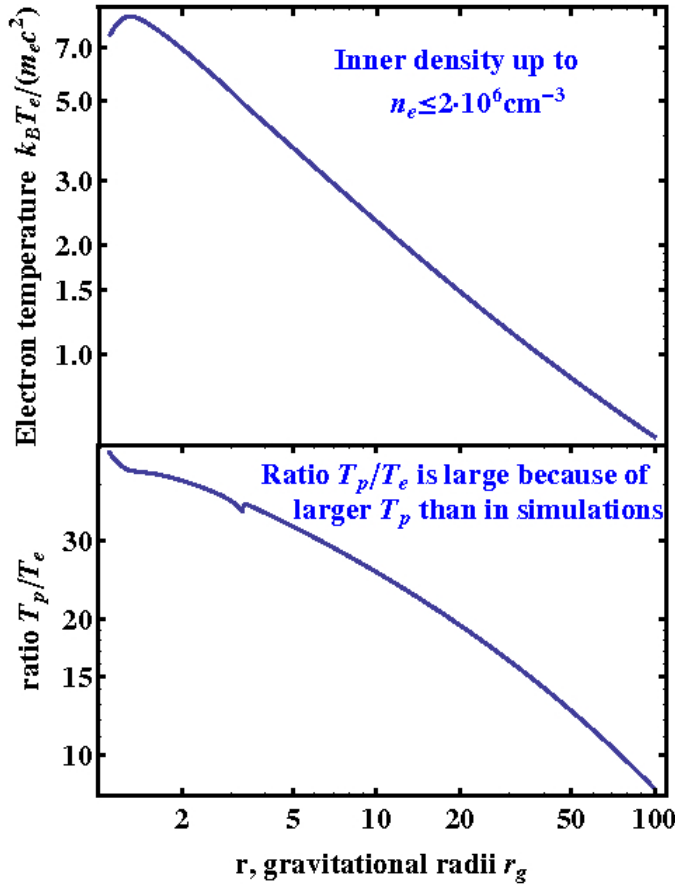


FIG. 5.— Radial profiles of dimensionless electron temperature normalized to electron mass $k_B T_e / (m_e c^2)$ (upper panel) and ratio of ion to electron temperatures T_p / T_e (lower panel) close to the BH. The inner sonic point is at $3r_g$.

assumed equipartition of thermal energy with the magnetic field. The model overpredicts by a factor of 20 the observed Faraday rotation measure $RM \sim 50 \text{ cm}^{-2}$ at 230 GHz (Marrone 2007), but this may well be a geometric factor. The accretion rate, temperature and density near the BH are in good agreement with more complicated models specifically focusing on sub-mm emission (Sharma et al. 2008; Moscibrodzka et al. 2009). We notice that the ratio of ion and electron temperatures T_p / T_e is significantly larger than predicted by Moscibrodzka et al. (2009), but probably because of the significantly lower T_p in their numerical simulations of the limited domain.

6. ACKNOWLEDGEMENTS

The authors are grateful to Ramesh Narayan for fruitful discussions, referee Eliot Quataert, Fu-Guo Xie for encouraging us with the shooting method, Feng Yuan, Jorge Cuadra, Avi Loeb for useful comments. The work is supported by NASA grants NNX08AX04H, NNX08AH32G, Chandra Award GO9-0101X, SAO Award 2834-MIT-SAO-4018 and NSF grant AST-0805832.

REFERENCES

- Baganoff, F. K., et al. 2001, *Nature*, 413, 45
 Baganoff, F. K., et al. 2003, *ApJ*, 591, 891
 Blandford, R. D., & Begelman, M. C. 1999, *MNRAS*, 303L, 1
 Bondi, H. 1952, *MNRAS*, 112, 195
 Cuadra, J., Nayakshin, S., & Martins, F. 2008, *MNRAS*, 383, 458
 Cowie, L. L., McKee, C. F. 1977, *ApJ*, 211, 135
 Ghez, A. M., et al. 2008, *ApJ*, 689, 1044
 Gould, R. J. 1980, *ApJ*, 238, 1026
 Igumenshchev, I. V. 2006, *ApJ*, 649, 361
 Johnson, B. M., Quataert, E. 2007, *ApJ*, 660, 1273
 Dodds-Eden, K., et al. 2009, *ApJ*, 698, 676
 Krichbaum, T. P., Graham, D. A., Bremer, M., Alef, W., Witzel, A., Zensus, J. A., Eckart, A. 2006, *JPhCS*, 54, 328
 Lamers, H. J. G. L. M., Cassinelli, J. P. 1999, "Introduction to stellar winds", (New York : Cambridge University Press)
 Loeb, A. 2004, *MNRAS*, 350, 725
 Lu, J. R., Ghez, A. M., Hornstein, S. D., Morris, M. R., Becklin, E. E., & Matthews K. 2009, *ApJ*, 690, 1463
 Marrone, D. P., Moran, J. M., Zhao, J., & Rao R. 2007, *ApJ*, 654L, 57
 Martins, F., Genzel, R., Hillier, D. J., Eisenhauer, F., Paumard, T., Gillessen, S., Ott, T., & Trippe S. 2007, *A&A*, 468, 233
 Martins, F., Gillessen, S., Eisenhauer, F., Genzel, R., Ott, T., & Trippe S. 2008, *ApJ*, 672, L119
 Moscibrodzka, M., Das, T. K., Czerny, B. 2006, *MNRAS*, 370, 219
 Moscibrodzka, M., Gammie, C. F., Dolence, J. C., Shiokawa, H., Leung, P. K. 2009 *ApJ*, 706, 497
 Najarro, F., Figer, D. F., Hillier, D. J., Kudritzki, R. P. 2004, *ApJ*, 611, L105
 Narayan, R., Medvedev, M. V., *ApJ*, 562, L129
 Mokiem, M. R., de Koter, A., Puls, J., Herrero, A., Najarro, F., & Villamariz, M. R. 2005, *A&A*, 441, 711
 Morrison, R., McCammon, D. 1983, *ApJ*, 270, 119
 Muno, M. P., et al. 2008, *ApJ*, 673, 251
 Muno, M. P., et al. 2009, *ApJS*, 181, 110
 Paczynski, B., & Wiita, P. J. 1980, *A&A*, 88, 23
 Paumard T., et al. 2006, *ApJ*, 643, 1011
 Quataert, E. 2004, *ApJ*, 613, 322
 Reid, M. J., Broderick, A. E., Loeb, A., Honma, M., Brunthaler, A. 2008, *ApJ*, 682, 1041
 Rockefeller, G., Fryer, C. L., Melia, F., Warren, M. S. 2004, *ApJ*, 604, 662
 Sharma, P., Quataert, E., Hammett, G. W., & Stone, J. M. 2007, *ApJ*, 667, 714
 Sharma, P., Quataert, E., & Stone, J. M. 2007, *ApJ*, 671, 1696
 Sharma, P., Quataert, E., Stone, J. M. 2008, *MNRAS*, 389, 1815
 Shcherbakov, R. V. 2008, *ApJS*, 177, 493
 Shkarofsky, I. P., Johnston, T. W., Bachynski, M. P. 1966, "The particle kinetics of plasma", (London: Addison-Wesley Publishing Company)
 Shvartsman, V.F. 1971, *Soviet Astronomy*, 15, 377
 Sutherland, R. S., & Dopita, M. A. 1993, *ApJS*, 88, 253