

Constraining the mass of the graviton using coalescing black-hole binaries

D. Keppel* and P. Ajith†

*LIGO Laboratory, California Institute of Technology, Pasadena, CA 91125, USA and
Theoretical Astrophysics, California Institute of Technology, Pasadena, CA 91125, USA*

We study how well the mass of the graviton can be constrained from gravitational-wave (GW) observations of coalescing binary black holes. Whereas the previous investigations employed post-Newtonian (PN) templates describing only the inspiral part of the signal, the recent progress in analytical and numerical relativity has provided analytical waveform templates coherently describing the inspiral-merger-ringdown (IMR) signals. We show that a search for binary black holes employing IMR templates will be able to constrain the mass of the graviton much more accurately (\sim an order of magnitude) than a search employing PN templates. The best expected bound from GW observatories ($\lambda_g > 7.8 \times 10^{13}$ km from Adv. LIGO, $\lambda_g > 7.1 \times 10^{14}$ km from Einstein Telescope, and $\lambda_g > 5.9 \times 10^{17}$ km from LISA) are several orders-of-magnitude better than the best available *model-independent* bound ($\lambda_g > 2.8 \times 10^{12}$ km, from Solar system tests). Most importantly, GW observations will provide the first constraints from the highly dynamical, strong-field regime of gravity.

I. INTRODUCTION AND SUMMARY

General relativity (GR) has proven to be very successful in predicting and explaining a variety of gravitational phenomena. Over the last century, basic ingredients of GR have been tested in many different ways and in many different settings. In GR, gravitational interactions propagate with the speed of light, which means that the hypothetical quantum particle of gravity, the “graviton”, has no rest mass. A non-zero graviton mass m_g would produce several interesting effects: for e.g., it will cause the gravitational potential to take the Yukawa form, effectively cutting off gravitational interactions at distances greater than the Compton wavelength $\lambda_g \equiv h/m_g c$ of the graviton. Indeed, the absence of such effects in the solar system has provided a lower bound on λ_g (hence an upper bound on m_g). But a graviton mass with corresponding Compton wavelength much larger than the size of the solar system has not yet been ruled out in a model-independent way¹. Also, if the graviton has non-zero mass, the gravitational waves (GWs) will have extra degrees of freedom (such as longitudinal modes), and will travel with a frequency-dependent speed, different from the speed of light.

Whereas the current experimental bounds on theories of gravity are from the weak-field limit, GW observations provide excellent test beds in the dynamical, strong-field regime (see [2] and [3] for recent reviews). Indeed, these are exciting times for the world-wide GW community. The Initial LIGO [4] detectors have completed their fifth science run, at design sensitivity. The Virgo [5] and GEO 600 detectors ran concurrently with LIGO for part of that run. Although a direct detection of GWs is yet to be made, a number of interesting astrophysical upper limits are constructed based on this data (see e.g., [6, 7]). After the ongoing sixth science run at a further improved sensitivity, the LIGO-Virgo detectors will undergo a commissioning break with the target of achieving much improved sensitivities with Advanced LIGO and Advanced Virgo. Implementing a number of advanced technolo-

gies including the use of squeezed light, the GEO 600 is already undergoing commissioning work for the high-frequency detector configuration GEO-HF [8]. Also, the design study for a third generation detector, called the Einstein Telescope (ET) is ongoing in Europe. With the ever closer approach of the era in which GW observations become routine, it is interesting to see and update what information could be gathered about the Universe from these observations.

In this paper we investigate the possible bounds that can be put on theories with an effective mass in the propagation of GWs (massive-graviton theories², in short) from GW observations of coalescing binary black holes (BBHs). In massive-graviton theories, the speed of propagation of GWs depends on the wavelength. If the GW emission is accompanied by electromagnetic (EM) emission (such as the case of a core-collapse supernova or a white-dwarf binary), a bound on the mass of the graviton can be placed by comparing the time of arrival of the GW signal with the EM signal [10], or, by correlating the EM and GW signals [11, 12]. But, since many of these sources are not very well understood in terms of their emission mechanisms and the delay between EM and GW emissions, this could introduce significant uncertainties in such measurements.

Coalescing BBHs provide us with the potential to constrain the mass of the graviton without relying on the presence of an EM counterpart. In the case of BBHs, since the frequency of gravitational radiation sweeps from lower to higher frequencies, the speed of the emitted gravitons will vary, from lower speeds to higher speeds. This will cause a distortion in the observed phasing of the GWs. Since BBHs can be accurately modelled using analytical/numerical solutions of Einstein’s equations, any deviation from GR can be parametrized and measured (see, e.g., [9] for a recent discussion on such a general framework). A framework for testing this possibility by measuring the distortion of GWs was originally developed by Will [10]. Will found a dispersive effect that appeared as an additional term in the post-Newtonian (PN) expansion of the GW phase, and showed that a bound on the mass of the

* drew.keppel@ligo.org

† ajith@caltech.edu

¹ It has been argued that “dark energy” *might* be explained by a graviton-mass-like effect, with associated Compton wavelength comparable to the radius of the visible universe. See [1] for a review.

² It has to be mentioned that so far there is no complete theory of gravity in which the graviton can have a mass. Constructing such a theory in a ghost-free manner has proven to be nontrivial; see, e.g., [9] and references therein.

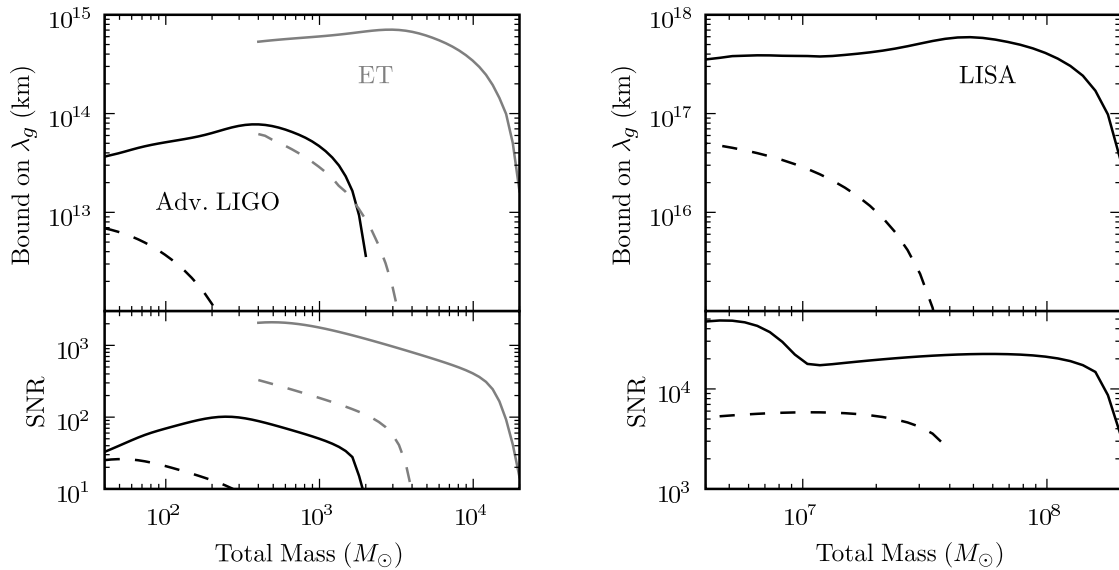


FIG. 1. *Left.* Optimal SNR (bottom panels) and the lower bound on the Compton wavelength λ_g of graviton (top panels) from equal-mass binaries located at 1 Gpc detected in the Adv. LIGO (black traces) and ET (grey traces) detectors using their smallest low-frequency cutoffs (10 Hz and 1 Hz, respectively). Horizontal axes report the total mass of the binary. Solid and dashed lines correspond to IMR and restricted 3.5PN waveforms, respectively. *Right.* Same plots for the case of binaries located at 3 Gpc detected in the LISA detector.

graviton can be placed from the GW observations by applying appropriate matched filters.

Will’s original work was performed using *restricted* PN waveforms describing the *inspiral* stage of non-spinning coalescing compact binaries, the phase of which was expanded to 1.5PN order. Recent work has elaborated on this by incorporating more accurate detector models, and by including more physical effects such as effects rising from the spin angular momentum of the compact objects, from the eccentricity of the orbit, and from the inclusion of higher harmonics rising from the contribution of the higher multipoles [13–19].

Since the PN formalism has enabled us to compute accurate waveforms from the *inspiral* stage of the coalescence, these analyses have focused on the information gained from the observation of the inspiral stage. The last few years have witnessed a revolution in the numerical simulations of compact binaries. In particular, numerical relativity was able to obtain exact solutions for the “binary-black-hole problem” [20–22]. Concomitant with this great leap has been significant progress in analytical relativity in the computation of high order PN terms and the inclusion of various effects arising from spins, higher harmonics etc. Combining the analytical and numerical results, different ways of constructing inspiral-merger-ring-down (IMR) waveforms have been proposed [23–25]. It has been widely recognized that these IMR waveforms will significantly improve the sensitivity and distance reach of the searches for BBHs (see, e.g., [23, 26, 27]) as well as the accuracy of the parameter estimation (see, e.g., [28–30]).

In this paper, we estimate the bounds that can be placed on the mass of graviton from the GW observations of BBHs using IMR templates. This is motivated by the previous observations (see e.g. [28]) that the IMR waveforms will significantly improve the accuracy of the parameter estimation by breaking the degeneracies between the different parameters describing the signal, including the parameter describing the mass of the graviton.

Due to the intrinsic randomness of the noise in the GW data, the estimated parameters of the binary (including the one parameter describing the mass of the graviton) will fluctuate around their mean values. In the limit of high signal-to-noise ratios (SNRs), the spread of the distribution of the observed parameters — the accuracy of the parameter estimation — is quantified by the inverse of the *Fisher information matrix* [31, 32]. We employ the Fisher matrix formalism to estimate the expected bounds on the mass of the graviton using the *non-spinning* limit of the IMR waveform model proposed by Ref. [33]. This is a frequency-domain waveform family describing the leading harmonic of the IMR waveforms from BBHs. In this work, we focus on the statistical errors, and neglect the possible systematic errors rising from not incorporating the effects from spins and higher harmonics in our signal model.

The main findings of the paper are summarized below (Section I A). The following sections present the details of the analysis. Section II briefly reviews the effect of massive graviton on the dispersion of GWs, and summarizes the existing bounds on the graviton mass. In Section III, we compute the expected upper bounds that can be placed on the mass of the graviton using the observations of IMR signals. In that section, we review the signal and detector models used, provide the details of the computation and present a discussion of the results and the limitations of this work.

A. Summary of results

An executive summary of results is presented in Fig. 1 for the case of ground-based detectors Adv. LIGO and ET as well as the space-borne detector LISA. For ground-based detectors, the binary is assumed to be located optimally oriented at 1 Gpc, and for LISA, the binary is located at 3 Gpc. For the case of Adv. LIGO (with low-frequency cutoff,

$f_{\text{low}} = 10$ Hz), the best bound ($\lambda_g > 7.8 \times 10^{13} \text{ km} \simeq 2.5 \text{ pc}$; $m_g < 1.6 \times 10^{-23} \text{ eV}$) using IMR templates is obtained from the observation of binaries with total mass $M \simeq 360 M_\odot$. This is significantly better than the *best* bound obtained using restricted 3.5PN templates ($\lambda_g > 7.9 \times 10^{12} \text{ km}$ for $M \simeq 18 M_\odot$). For ET (with $f_{\text{low}} = 1$ Hz), the best bound using IMR templates ($\lambda_g > 7.1 \times 10^{14} \text{ km} \simeq 23 \text{ pc}$; $1.7 \times 10^{-24} \text{ eV}$) is obtained from binaries with $M \simeq 3000 M_\odot$, while the best bound for PN templates ($\lambda_g > 1 \times 10^{14} \text{ km}$) is obtained for binaries with $M \simeq 65 M_\odot$. For LISA observation of supermassive black-hole (BH) binaries, the best bound ($\lambda_g > 5.9 \times 10^{17} \text{ km} \simeq 19 \text{ kpc}$; $2.1 \times 10^{-27} \text{ eV}$) using IMR templates is obtained from binaries with $M \simeq 4.8 \times 10^7 M_\odot$, while the best bound using PN templates ($\lambda_g > 6.3 \times 10^{16} \text{ km}$) is obtained from binaries with $M \simeq 1.9 \times 10^6 M_\odot$. In summary, the *best* bounds using IMR templates are roughly an order of magnitude better than the *best* bounds using restricted PN templates. The improvement is partly due to the higher SNR and partly due to the extra information harnessed from the post-inspiral stages.

The best expected bound from ground-based observatories is over two orders-of-magnitude better than the best available model-independent bound ($\lambda_g > 2.8 \times 10^{12} \text{ km}$) given by monitoring the orbit of Mars (see Sec. IIB). Additionally, LISA will be able to improve on those bounds by several orders of magnitude. Most importantly, GW observations will provide the first constraints from the highly dynamical, strong-field regime of gravity. Table I summarizes the bounds that can be placed with future GW observations employing different signal models / analysis methods.

Effect of low frequency cutoff:— The best bound that can be placed with Adv. LIGO noise spectrum with low-frequency cutoff, $f_{\text{low}} = 10$ Hz will be $\sim 25\%$ better than the same obtained with $f_{\text{low}} = 20$ Hz. For ET, the best bounds using a configuration with $f_{\text{low}} = 1$ Hz is $\sim 70\%$ better than the same obtained with $f_{\text{low}} = 10$ Hz. We hope that this information can contribute to weighing the scientific case of different configurations of advanced detectors.

II. DISPERSION OF GRAVITATIONAL WAVES AND THE EXISTING BOUNDS ON THE MASS OF THE GRAVITON

A. Dispersion of gravitational waves

Will [10] derived the dispersive effects of a massive graviton on the propagation of GWs from coalescing compact binaries. If the gravitons are massive, the GWs will travel with a speed v_g different from the speed of light³, given by

$$v_g^2 = 1 - m_g^2/E_g^2 \equiv 1 - (\lambda_g f)^{-2}, \quad (2.1)$$

where m_g is the graviton rest mass, E_g its rest energy, $\lambda_g \equiv m_g^{-1}$ its Compton wavelength, and f is the frequency of the gravitational radiation. Consider two gravitons with frequency f_e and f'_e emitted in the time interval Δt_e at the source.

Signal model / method	Adv. LIGO	ET	LISA
1.5PN inspiral [10]	0.6 (20)		0.7 (2×10^7)
1.5PN inspiral, more accurate detector model [13]			0.5 (10^7)
3.5PN inspiral, no spin [this paper]	0.8 (18)	10 (65)	0.6 (1.9×10^6)
3.5PN inspiral, higher harmonics, no spin [19]	0.7 (60)	10 (400)	0.5 (2×10^6)
3.5PN inspiral, 2PN spin, no precession [14]			0.5 (2×10^6)
2PN inspiral, spin precession [17]			0.7 (2×10^7)
2PN inspiral, simple spin precession, eccentricity [18]			0.4 (10^7)
IMR, no spin [this paper]	8 (360)	70 (3000)	6 (4.8×10^7)
Measuring phase of arrival of diff. harmonics from eccentric binaries [15]			0.3 (10^6)
Correlating GW and EM observations from white dwarf binaries [12]			10^{-3} (2.8)

TABLE I. Expected bounds on λ_g (in units of 10^{13} km for the case of Adv. LIGO and ET, and 10^{17} km for LISA) to one significant digit using future GW observations employing different signal models / analysis methods. Total mass (in M_\odot) giving the bound are shown in brackets. It should be noted that different investigations have used slightly different source- and detector models, and hence, are not strictly comparable.

The dispersion relation given in Eq.(2.1) will change this time interval to

$$\Delta t = (1 + Z) \left[\Delta t_e + \frac{D}{2\lambda_g^2} \left(\frac{1}{f_e^2} - \frac{1}{f_e'^2} \right) \right], \quad (2.2)$$

when observed from a distance D . The distance parameter D is related to the luminosity distance D_L by

$$D = D_L \left[\frac{1 + (2 + Z)(1 + Z + \sqrt{1 + Z})}{5(1 + Z)^2} \right], \quad (2.3)$$

where Z is the cosmological redshift. Such a change in the arrival time will lead to a distortion of the observed phasing of the GW signal at the detector, as described by Eq.(3.3).

B. Existing bounds on the mass of the graviton

The most stringent available bound on the mass of the graviton (which does not rely on specific massive-graviton theories) comes from the effect of a massive graviton field on the static (Newtonian) gravitational potential, changing it from M/r to the Yukawa form $M r^{-1} e^{-r/\lambda_g}$. If this were the case, Kepler's third law would be violated since the gravitational force would no longer follow an inverse-square law. The absence of such an effect in the solar system thus provides an upper limit on the graviton mass. The most stringent

³ Throughout the rest of this paper, we use geometric units: $G = c = h = 1$.

bound comes from the orbit of Mars which limits the mass of the graviton such that $\lambda_g > 2.8 \times 10^{12}$ km. [34].

Another, slightly less sensitive, bound is given by the binary pulsar observations. If the graviton had mass, the orbits of binary pulsars would decay at a slightly faster rate than predicted by GR, due to additional energy loss from the leading order massive graviton terms in the power radiated. Combining the observations of PSR B1913+16 and PSR B1534+12, Ref. [35] obtained the 90% confidence bound $\lambda_g > 1.6 \times 10^{10}$ km.

A number of model dependent, albeit more sensitive bounds have been constructed by invoking assumptions such as specific massive-graviton theories and specific distributions of dark matter. For a summary of such results, we refer the reader the recent review [1].

III. EXPECTED BOUNDS ON THE MASS OF THE GRAVITON USING INSPIRAL-MERGER-RING-DOWN WAVEFORMS

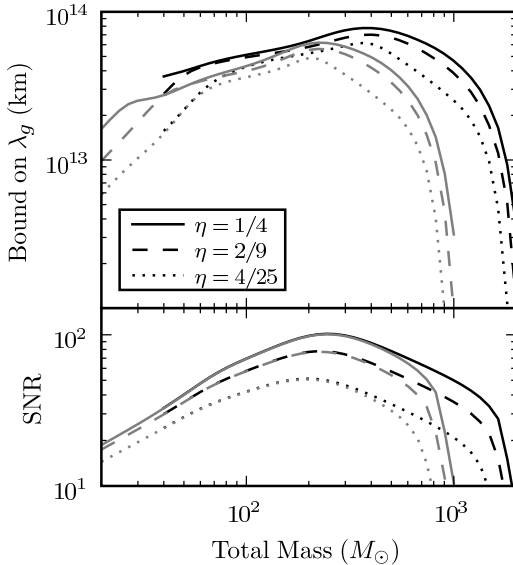


FIG. 2. Optimal SNR (lower panel) and the lower bound on the Compton wavelength λ_g of graviton (upper panel) for IMR waveforms detected at 1 Gpc by the Adv. LIGO detector. Black and grey curves correspond to low-frequency cutoffs 10 Hz and 20 Hz, respectively, while solid, dashed, and dotted curves correspond to mass ratios $\eta = 1/4$, $2/9$ and $4/25$.

A. Signal model

The (general-relativistic) signal model we use is the *non-spinning limit* of IMR waveforms describing BBHs with non-precessing spins, proposed by Ref. [33]. These frequency-domain waveforms can be written as $\tilde{h}(f) \equiv A(f)e^{i\Psi(f)}$,

where the amplitude and phase are given by

$$A(f) \equiv C f_1^{-7/6} \begin{cases} f'^{-7/6} (1 + \sum_{i=2}^3 \alpha_i v^i) & \text{if } f < f_1 \\ w_m f'^{-2/3} (1 + \sum_{i=1}^2 \varepsilon_i v^i) & \text{if } f_1 \leq f < f_2 \\ w_r \mathcal{L}(f, f_2, \sigma) & \text{if } f_2 \leq f < f_3 \\ 0 & \text{if } f > f_3, \end{cases}$$

$$\Psi(f) \equiv 2\pi f t_0 + \varphi_0 + \frac{3}{128\eta v^5} \left(1 + \sum_{k=2}^7 v^k \psi_k\right). \quad (3.1)$$

In the above expressions, $f' \equiv f/f_1$ and $v \equiv (\pi M f)^{1/3}$, where $M \equiv m_1 + m_2$ is the total mass of the binary, and $\eta \equiv m_1 m_2 / M^2$ is the symmetric mass ratio. For non-spinning binaries, the PN corrections to the Fourier domain amplitude of the ($\ell = 2, m = \pm 2$ mode) PN inspiral waveform are $\alpha_2 = -323/224 + 451 \eta / 168$ and $\alpha_3 = 0$ [36], while the phenomenological parameters describing the merger amplitude take values $\varepsilon_1 = -1.8897, \varepsilon_2 = 1.6557$. C is a numerical constant depending on the location and orientation of the binary, as well as the masses: $C = \frac{M^{5/6}}{D_L \pi^{2/3}} \sqrt{\frac{5\eta}{24}}$ for optimally-oriented binaries, D_L being the luminosity distance. The time of arrival of the signal at the detector is denoted by t_0 , the corresponding phase by φ_0 , and $\mathcal{L}(f, f_2, \sigma) \equiv \frac{1}{2\pi} \frac{\sigma}{(f-f_2)^2 + \sigma^2/4}$ is a Lorentzian function with width σ centered around the frequency f_2 .

For these waveforms, the amplitude of the “inspiral” part is described by the amplitude of the PN inspiral waveform and the amplitude of the ringdown portion is modelled as a Lorentzian, which agrees with the quasi-normal mode ringing of a perturbed BH from BH perturbation theory. The merger amplitude is empirically estimated from the numerical-relativity simulations. The frequencies f_1 and f_2 correspond to the transition points between the inspiral-merger and merger-ringdown, and f_3 is a convenient cutoff frequency such that the signal power above this frequency is negligible. The normalization constants w_m and w_r make $A(f)$ continuous across the transition frequencies f_1 and f_2 .

The phase of the waveform is written as an expansion in terms of different powers of the Fourier frequency f (analogous to the phasing expression of the PN inspiral waveform computed using the stationary-phase approximation). But the phenomenological phase parameters ψ_k are tuned so that the analytical templates have the best overlaps with the complete IMR waveforms. Thus, ψ_k are different from the corresponding coefficients describing PN inspiral waveforms. This also restricts the validity of these waveforms to the range of GW frequency $f \gtrsim 2 \times 10^{-3}/M$. In this paper, we only consider binaries with total mass $M > 2 \times 10^{-3}/f_{\text{low}}$, where f_{low} is the low-frequency cutoff of the detector sensitivity.

The phenomenological parameters ψ_k and $\mu_k \equiv \{f_1, f_2, \sigma, f_3\}$ are written in terms of the physical parameters M and η of the binary as:

$$\psi_k = \psi_k^0 + x_k^{(10)} \eta + x_k^{(20)} \eta^2 + x_k^{(30)} \eta^3$$

$$\pi M \mu_k = \mu_k^0 + y_k^{(10)} \eta + y_k^{(20)} \eta^2 + y_k^{(30)} \eta^3, \quad (3.2)$$

where the coefficients x_k and y_k are tabulated in Table II.

The effect of a massive graviton is that it will create a distortion in the observed phasing of GWs, which can be written

as [10]

$$\Psi_{\text{eff}}(f) = \Psi(f) - \beta f^{-1} + \phi_g + \tau_g f, \quad (3.3)$$

where $\Psi(f)$ is given by Eq.(3.1). The terms involving τ_g and ϕ_g will only result in a redefinition of the measured arrival time t_0 and the phase offset ϕ_0 , and hence can not be independently measured. But the term involving $\beta \equiv \pi D/\lambda_g^2(1+Z)$ will produce an observable effect. In general, β will have non-zero correlation with other parameters describing the waveform, which will limit our ability to estimate β (see Sec. III C).

For this calculation, we have assumed that the wave generation is given correctly by GR. At least for the inspiral portion of the signal, it is reasonable to expect that corrections to GR will be of the order $(r/\lambda_g)^2$, where r is the size of the binary system [10]. Assuming the existing bounds on the graviton mass ($\lambda_g > 10^{12}$), it can be shown that, for the binaries we are interested in, the correction is negligible. But, if the BHs in the true massive-graviton theory is significantly different from the BHs in GR, this could affect the wave generation in the merger-ringdown stages. Since we do not have a complete massive graviton theory, we are unable to address this issue at the moment.

	ψ_k^0	$x^{(10)}$	$x^{(20)}$	$x^{(30)}$
ψ_2	$\frac{3715}{756}$	-920.9	6742	-1.34×10^4
ψ_3	-16π	1.702×10^4	-1.214×10^5	2.386×10^5
ψ_4	$\frac{15293365}{508032}$	-1.254×10^5	8.735×10^5	-1.694×10^6
ψ_6	0	-8.898×10^5	5.981×10^6	-1.128×10^7
ψ_7	0	8.696×10^5	-5.838×10^6	1.089×10^7
	μ_k^0	$y^{(10)}$	$y^{(20)}$	$y^{(30)}$
f_1	$1 - 4.455 + 3.521$	0.6437	-0.05822	-7.092
f_2	$(1 - 0.63)/2$	0.1469	-0.0249	2.325
σ	$(1 - 0.63)/4$	-0.4098	1.829	-2.87
f_3	0.3236	-0.1331	-0.2714	4.922

TABLE II. Coefficients describing the analytical IMR waveforms (see Eq. (3.2)) in the non-spinning limit.

B. Detector models

Assuming that the detector noise is zero-mean stationary Gaussian, the noise characteristics are completely determined by its (one-sided) power spectral density (PSD) $S_h(f)$.

An analytical fit to the expected noise PSD of Adv. LIGO is given in terms of a dimensionless frequency $x = f/f_0$ [37]:

$$S_h(f) = 10^{-49} \left[x^{-4.14} - 5x^{-2} + 111 \left(\frac{1-x^2+x^4/2}{1+x^2/2} \right) \right], \quad (3.4)$$

where $f_0 = 215$ Hz. For Adv. LIGO, we perform our studies assuming two values for the low-frequency cutoff, $f_{\text{low}} = 10$ Hz and 20 Hz.

For the ET, the design (including the topology) is not complete. For simplicity, we take the simplest configuration and assume ET to be a single L-shaped interferometer with 10 km

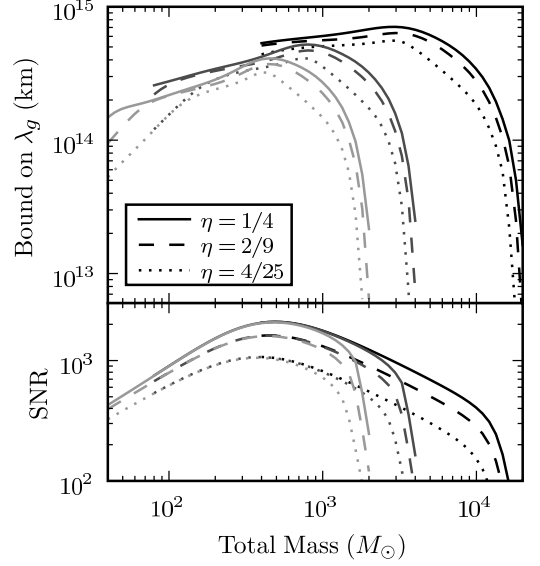


FIG. 3. Optimal SNR (lower panel) and the lower bound on the Compton wavelength λ_g of graviton (upper panel) for IMR waveforms detected at 1 Gpc by the ET detector. Black, dark grey and light grey curves correspond to low-frequency cutoffs 1 Hz, 5 Hz, and 10 Hz, respectively, while solid, dashed, and dotted curves correspond to mass ratios $\eta = 1/4, 2/9$ and $4/25$.

arms. The envisaged noise PSD (“ET-B sensitivity”) of this configuration is given by the following fit [38]:

$$S_h(f) = 10^{-50} \left[2.39 \times 10^{-27} x^{-15.64} + 0.349 x^{-2.145} + 1.76 x^{-0.12} + 0.409 x^{1.1} \right]^2, \quad (3.5)$$

where $f_0 = 100$ Hz. For ET, we perform our studies assuming three different values for f_{low} : 1 Hz, 5 Hz and 10 Hz.

For LISA, we use the total effective non-sky-averaged spectral density, neglecting the signal modulation due to the orbital motion of the detector [14],

$$S_h(f) = \min \left\{ S_h^{\text{NSA}}(f) / \exp(-\kappa T^{-1} dN/df), S_h^{\text{NSA}}(f) + S_h^{\text{gal}}(f) \right\} + S_h^{\text{ex-gal}}(f), \quad (3.6)$$

where $dN/df = 2 \times 10^{-13} x^{11/3} \text{ Hz}^{-1}$ is the number density of galactic white-dwarf binaries, $\kappa \simeq 4.5$ is the average number of frequency bins that are lost when each galactic binary is fitted out, and T is the observation time. The instrumental contributions are given by,

$$S_h^{\text{NSA}}(f) = \left[9.18 \times 10^{-52} x^{-4} + 1.59 \times 10^{-41} + 9.18 \times 10^{-38} x^2 \right], \quad (3.7)$$

where $f_0 = 1$ Hz. The galactic/extra-galactic white-dwarf confusion-noise contributions are given by,

$$S_h^{\text{gal}}(f) = 2.1 \times 10^{-45} x^{-7/3}, \\ S_h^{\text{ex-gal}}(f) = 4.2 \times 10^{-47} x^{-7/3}. \quad (3.8)$$

We start the integration at $f_{\text{low}} = 10^{-4}$ Hz. Binaries that we consider in this paper would spend less than $T \simeq 5/256 \eta M^{5/3} (\pi f_{\text{low}})^{8/3} \simeq 8$ months in the detection band.

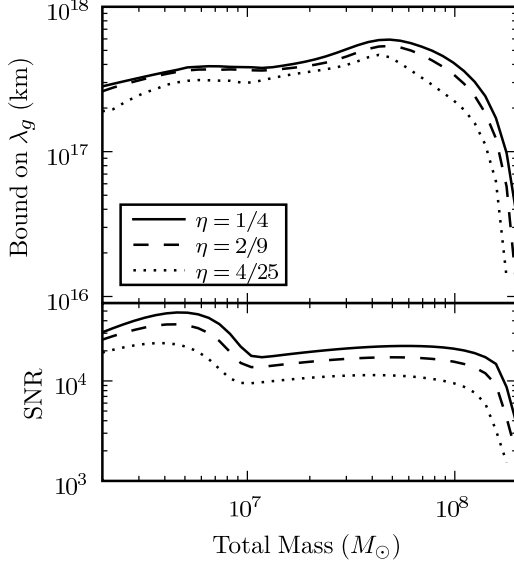


FIG. 4. Optimal SNR (lower panel) and the lower bound on the Compton wavelength λ_g of graviton (upper panel) for IMR waveforms detected at 3 Gpc with the LISA detector. The solid, dashed, and dotted curves correspond to mass ratios $\eta = 1/4$, $2/9$, and $4/25$.

C. Computing error bounds using Fisher information matrix

Searches for GWs from coalescing compact binaries make use of the optimal technique of *matched filtering*, which involves cross-correlating the data d with a number of theoretical templates $h(\theta^a)$ of the signal waveforms:

$$\rho \equiv (d|\hat{h}) \equiv 4\Re \int_{f_{\text{low}}}^{\infty} \frac{\tilde{d}(f)\tilde{h}^*(f)df}{S_h(f)}, \quad (3.9)$$

where ρ is the SNR, tildes denote Fourier transforms, $S_h(f)$ is the one-sided PSD of the detector noise, f_{low} the low-frequency cutoff of the sensitivity, and $\hat{h} \equiv h/(h|h)^{1/2}$.

Owing to the intrinsic randomness of the detector noise, the parameters θ^a estimated from the search (parameters of the template giving the maximum SNR) will be, in general, different from the “actual” parameters ϑ^a of the source. If the noise is stationary Gaussian and if the templates are faithful representations of the true signals, then the errors $\delta\theta^a \equiv \theta^a - \vartheta^a$ will be distributed according to a multivariate Gaussian distribution with zero mean, whose spread can be quantified by the elements of the variance-covariance matrix Σ^{ab} . Specifically, the rms error in estimating the parameter θ^a is given by $\Delta\theta^a = \sqrt{\Sigma^{aa}}$. A relation between Σ^{ab} and the signal is available through the Cram r-Rao inequality [31, 32], which states that

$$\Sigma \geq \Gamma^{-1}, \quad (3.10)$$

where Γ is the Fisher Information matrix, given by

$$\Gamma_{ab} \equiv \left(\frac{\partial h}{\partial \theta^a} \middle| \frac{\partial h}{\partial \theta^b} \right), \quad (3.11)$$

h being the signal waveform, where the inner product is defined in Eq.(3.9). Thus, a lower bound on the expected errors is given by: $\Delta\theta^a = \sqrt{(\Gamma^{-1})_{aa}}$.

The parameters used in the Fisher-matrix calculation are $\theta^a \equiv \{\ln C, \varphi_0, t_0, \ln M, \ln \eta, \beta\}$. The matrix elements are computed by analytically computing the derivatives and numerically evaluating the inner products. The Fisher matrix is then numerically inverted to yield the variance-covariance matrix. The resultant Fisher matrix is well-conditioned throughout the parameter space we consider except at the highest total masses, where less and less of the signal is in the detectors’ sensitive bands.

D. Results and discussion

An executive summary of results is presented in Fig. 1 and Section I A. For ground-based detectors, the binary is assumed to be optimally located and optimally oriented at 1 Gpc, and for LISA, the binary is located at 3 Gpc. For the ground-based detectors, we recompute bounds on the mass of the graviton for various combinations of mass ratio and low-frequency cutoff (see Figs. 2 and 3). For the LISA detector, we duplicate the calculations for various mass-ratio combinations with a single low-frequency cutoff (see Fig. 4).

For the ground-based detectors, one can easily see the effect of different low-frequency cutoffs by looking at the SNR panels of Figs. 2 and 3. These figures show that at the low-mass end, the mass ratio has a stronger effect on the SNR than the low-frequency cutoff. This makes intuitive sense since most of the power of the signal lies above the highest low-frequency cutoff in that regime, thus the variation in low-frequency cutoffs doesn’t significantly affect the SNR. As the signal moves toward higher masses, the bandwidth of the waveform moves out of the detectors’ sensitive bands and the SNRs rapidly decrease.

It should be noted that the mass range giving larger bounds on λ_g need not correspond to the mass range giving the best SNR. This bound is sensitive to more than just the power of the signal present in the detectors. Additional degeneracy-breaking information is present at lower frequencies for a given mass signal. Using a smaller lower-frequency cutoff includes this information and thus improves the bound we could place on the mass of the graviton.

The best bounds for each combination of mass ratio and low-frequency cutoff are summarized in Table III. The best bound that can be placed with Adv. LIGO noise spectrum with low-frequency cutoff, $f_{\text{low}} = 10$ Hz will be $\sim 25\%$ better than the same obtained with $f_{\text{low}} = 20$ Hz. Similarly, for ET, the best bounds using a configuration with $f_{\text{low}} = 1$ Hz is $\sim 70\%$ better than the same obtained with $f_{\text{low}} = 10$ Hz.

E. Limitations of this work

Due to the lack of a complete massive graviton theory, we have considered only the propagation effects of a massive graviton, and have assumed that the wave generation is correctly given by GR. If BHs in the true massive-graviton theory are significantly different from the BHs in GR, this could affect our estimates. Additionally, we have considered only the leading-harmonic gravitational waveforms (in GR) produced by non-spinning BH binaries. For the case of binaries with

f_{low}	$\eta = 1/4$	$\eta = 2/9$	$\eta = 4/25$
Adv. LIGO			
10 Hz	7.8 (360)	7.0 (400)	6.2 (360)
20 Hz	6.2 (220)	5.6 (220)	4.9 (200)
ET			
1 Hz	71 (3000)	64 (3000)	56 (3000)
5 Hz	52 (800)	47 (800)	41 (730)
10 Hz	41 (440)	37 (440)	32 (400)
LISA			
10^{-4} Hz	5.9 (4.8×10^7)	5.4 (4.8×10^7)	4.7 (4.3×10^7)

TABLE III. Best bounds on λ_g (in units of 10^{13} km for the case of Adv. LIGO and ET, and 10^{17} km for LISA) obtained from various combinations of mass ratio η and low-frequency cutoff f_{low} . Total mass values (in M_\odot) giving the best bound are shown in brackets.

high mass ratios, a considerable fraction of the emitted energy is deposited in the higher harmonics (see, e.g., [39]). Also, the current understanding is that most of the BHs in nature may be spinning, with possibly high spin magnitudes (see, e.g., [40–42]). This imperfect description of the model waveforms can

introduce systematic errors in the estimated parameters (see, e.g., [43]), including in the massive graviton bounds, which this paper does not try to address.

In this paper, the error bounds are estimated by means of the Fisher information matrix approach. This approach has a number of limitations (see e.g., [44] and [45] for a discussion), including the fact that this is valid only in the limit of large SNRs, does not include various priors in the parameters (such as $\eta \in (0, 0.25]$), nor the known issues involved in real data analysis pipelines. These limitations are better addressed by techniques like Markov-Chain Monte-Carlo methods.

ACKNOWLEDGMENTS

The authors would like to acknowledge the support of the LIGO Lab, NSF grants PHY-0653653 and PHY-0601459, and the David and Barbara Groce Fund at Caltech. LIGO was constructed by the California Institute of Technology and Massachusetts Institute of Technology with funding from the National Science Foundation and operates under cooperative agreement PHY-0757058. The authors also thank Alan Weinstein, Alessandra Buonanno and K. G. Arun for useful comments on the manuscript. This paper has LIGO Document Number ligo-p1000022-v2.

-
- [1] A. S. Goldhaber and M. M. Nieto(2008), arXiv:0809.1003 [hep-ph].
 - [2] C. M. Will, Living Rev. Relativity **9** (2006), <http://www.livingreviews.org/lrr-2006-3>.
 - [3] B. Sathyaprakash and B. Schutz, Living Rev. Relativity **12** (2009), <http://www.livingreviews.org/lrr-2009-2>.
 - [4] B. Abbott *et al.* (LIGO Scientific Collaboration), Rept. Prog. Phys. **72**, 076901 (2009), arXiv:0711.3041 [gr-qc].
 - [5] F. Acernese *et al.*, Classical and Quantum Gravity **25**, 184001 (2008).
 - [6] B. Abbott *et al.* (LIGO Scientific Collaboration), Astrophys. J. **683**, L45 (2008), arXiv:0805.4758 [astro-ph].
 - [7] B. Abbott *et al.* (LIGO Scientific Collaboration and Virgo Collaboration), Nature **460**, 990 (2009), arXiv:0910.5772 [astro-ph.CO].
 - [8] B. Willke *et al.*, Class. Quantum Grav. **23**, S207 (2006).
 - [9] N. Yunes and F. Pretorius, Phys. Rev. D **80**, 122003 (2009), arXiv:0909.3328 [gr-qc].
 - [10] C. M. Will, Phys. Rev. D **57**, 2061 (1998).
 - [11] S. L. Larson and W. A. Hiscock, Phys. Rev. D **61**, 104008 (2000).
 - [12] C. Cutler, W. A. Hiscock, and S. L. Larson, Phys. Rev. D **67**, 024015 (2003).
 - [13] C. M. Will and N. Yunes, Class. Quantum Grav. **21**, 4367 (2004).
 - [14] E. Berti, A. Buonanno, and C. M. Will, Phys. Rev. D **71**, 084025 (2005).
 - [15] D. I. Jones, Astrophys. J. **618**, L115 (2004), arXiv:gr-qc/0411123.
 - [16] E. Berti, A. Buonanno, and C. M. Will, Class. Quantum Grav. **22**, S943 (2005), arXiv:gr-qc/0504017.
 - [17] A. Stavridis and C. M. Will, Phys. Rev. D **80**, 044002 (2009), arXiv:0906.3602 [gr-qc].
 - [18] K. Yagi and T. Tanaka, ArXiv e-prints(Jun. 2009), arXiv:0906.4269.
 - [19] K. G. Arun and C. M. Will, Classical and Quantum Gravity **26**, 155002 (2009).
 - [20] F. Pretorius, Phys. Rev. Lett. **95**, 121101 (2005).
 - [21] J. G. Baker *et al.*, Phys. Rev. Lett. **96**, 111102 (2006).
 - [22] M. Campanelli *et al.*, Phys. Rev. Lett. **96**, 111101 (2006).
 - [23] P. Ajith *et al.*, Phys. Rev. D **77**, 104017 (2008).
 - [24] A. Buonanno *et al.*, Phys. Rev. D **76**, 104049 (2007).
 - [25] T. Damour and A. Nagar, Phys. Rev. D **77**, 024043 (2008), arXiv:0711.2628 [gr-qc].
 - [26] E. E. Flanagan and S. A. Hughes, Phys. Rev. D **57**, 4535 (Apr 1998).
 - [27] A. Buonanno *et al.*, Phys. Rev. D **75**, 124018 (2007), gr-qc/0610122.
 - [28] P. Ajith and S. Bose, Phys. Rev. D **79**, 084032 (2009).
 - [29] B. Aylott *et al.*, Class. Quantum Grav. **26**, 165008 (2009), arXiv:0901.4399 [gr-qc].
 - [30] B. Aylott *et al.*, Class. Quantum Grav. **26**, 114011 (2009).
 - [31] H. Cramer, *Mathematical methods in statistics* (Pergamon Press, Princeton University Press, NJ, U.S.A., 1946).
 - [32] C. Rao, Bulet. Calcutta Math. Soc **37**, 81 (1945).
 - [33] P. Ajith *et al.*(2009), arXiv:0909.2867 [gr-qc].
 - [34] C. Talmadge *et al.*, Phys. Rev. Lett. **61**, 1159 (1988).
 - [35] L. S. Finn and P. J. Sutton, Phys. Rev. D **65**, 044022 (2002).
 - [36] K. G. Arun *et al.*, Phys. Rev. D **79**, 104023 (2009), arXiv:0810.5336 [gr-qc].
 - [37] K. G. Arun *et al.*, Phys. Rev. D **71**, 084008 (2005), arXiv:gr-qc/0411146.
 - [38] <http://www.et-gw.eu/>.
 - [39] E. Berti *et al.*, Phys. Rev. D **76**, 064034 (2007), arXiv:gr-qc/0703053.
 - [40] M. Volonteri *et al.*, Astrophys. J. **620**, 69 (2005).
 - [41] C. F. Gammie *et al.*, Astrophys. J. **602**, 312 (2004).
 - [42] S. L. Shapiro, Astrophys. J. **620**, 59 (2005).

- [43] P. Ajith *et al.*, “Estimating the parameters of coalescing binary black holes using ground-based gravitational-wave detectors: Systematic errors,” (2010), In Preparation.
- [44] M. Vallisneri, Phys. Rev. D **77**, 042001 (2008), arXiv:gr-qc/0703086.
- [45] M. Zanolin, S. Vitale, and N. Makris(2009), arXiv:0912.0065 [gr-qc].