

# An LSB Data Hiding Technique Using Prime Numbers

Sandipan Dey<sup>(1)</sup>, Ajith Abraham<sup>(2)</sup>, Sugata Sanyal<sup>(3)</sup>

<sup>1</sup>Anshin Software Private Limited, Kolkata – 700091

<sup>2</sup>Centre for Quantifiable Quality of Service in Communication Systems  
Norwegian University of Science and Technology, Norway

<sup>3</sup>School of Technology and Computer Science, Tata Institute of Fundamental Research, India  
sandipan.dey@gmail.com, ajith.abraham@ieee.org, sanyal@tifr.res.in

## Abstract

In this paper, a novel data hiding technique is proposed, as an improvement over the Fibonacci LSB data-hiding technique proposed by Battisti et al. [1]. First we mathematically model and generalize our approach. Then we propose our novel technique, based on decomposition of a number (pixel-value) in sum of prime numbers. The particular representation generates a different set of (virtual) bit-planes altogether, suitable for embedding purposes. They not only allow one to embed secret message in higher bit-planes but also do it without much distortion, with a much better stego-image quality, and in a reliable and secured manner, guaranteeing efficient retrieval of secret message. A comparative performance study between the classical Least Significant Bit (LSB) method, the Fibonacci LSB data-hiding technique and our proposed schemes has been done. Analysis indicates that image quality of the stego-image hidden by the technique using Fibonacci decomposition improves against that using simple LSB substitution method, while the same using the prime decomposition method improves drastically against that using Fibonacci decomposition technique. Experimental results show that, the stego-image is visually indistinguishable from the original cover-image.

## 1. Introduction

Data hiding technique is a new kind of secret communication technology. While cryptography scrambles the message so that it can't be understood, steganography hides the data so that it can't be observed. In this paper, we discuss about a new decomposition method for classical LSB data-hiding technique, in order to make the technique more secure and hence less predictable. We generate a new set of (virtual) bit planes using our decomposition technique and embed data bit in these bit planes.

## 2. Fibonacci LSB Data Hiding Technique

The aim of this particular technique (proposed by Battisti et al) is to investigate decomposition into different bit-planes, based on Fibonacci- $p$ -sequences,  $F_p(0) = F_p(1) = 1$

$$F_p(n) = F_p(n-1) + F_p(n-p-1), \forall n \geq 2, n \in \mathbb{N}$$

and embed a secret message-bit into a pixel if it passes the Zeckendorf condition, then during extraction, follow the reverse procedure.

## 3. A Generalized LSB Data Hiding and the Prime Decomposition Technique

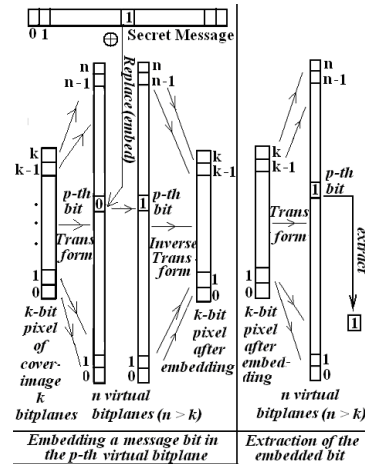
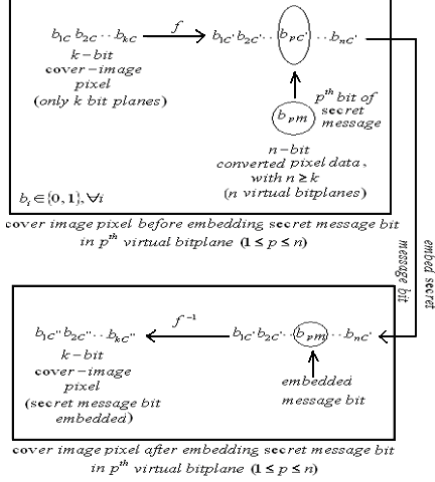


Figure 1. Generalized data-hiding technique

If we have  $k$ -bit cover image, only  $k$  bit-planes are available to embed secret data. Distortion increases exponentially with increasing bit-plane, it becomes impossible to embed data in higher bit-planes.

So, our primary target here is to increase the total number of available (and embeddable) bit planes without much distortion. To do this, we try to find a function  $f$  that increases the number of bit-planes (for a  $k$ -bit image) from  $k$  to  $n, n \geq k$ , by converting to some other binary number system with different weights, ensuring that number of bits taken to represent the

same pixel is greater than that of classical binary (these extra bit-planes are referred to as virtual bit-planes), also ensuring less abrupt change in pixel value with increasing bit plane. It allows higher (virtual) bit planes to be used to embed data with much less distortion. Figures 1 and 2 explain this concept.



**Figure 2.** Illustration of embedding secret data-bit

### 3.1. The Number System

We define a number system by defining:

1. A constant, called base or radix ‘ $r$ ’ (digits of the number system  $\in \{0, \dots, r-1\}$ )
2. A function, called weight function  $W(.)$ , where

$W(i)$  denotes weight corresponding to  $i^{th}$  bit,  $\forall i$

Hence, the pair  $(r, W(.))$  defines a number system completely. A number having representation  $d_{k-1}d_{k-2} \dots d_1d_0$  in number system  $(r, W(.))$  will have

$$\text{value } D = \sum_{i=0}^{k-1} d_i \cdot W(i), \text{ where, } d_i \in \{0, 1, \dots, r-1\} \text{ in}$$

decimal. Also, we may have more than one representation for the same number in our number system, we must be able to eliminate this redundancy and represent one number uniquely. We use the following strategy - from multiple representations of the same value, choose the one with lexicographical highest value, discard all others. For classical binary number system, we have,

$$W(.) = 2^{(.)} \Rightarrow W : i \mapsto 2^i \Rightarrow W(i) = 2^i, \forall i \in Z^+ \cup \{0\},$$

corresponding to  $i^{th}$  bit-plane ( $LSB = 0^{th}$  bit). A  $k$ -bit number (i.e. pixel-value)  $p_k$  is represented as,

$$p_k = \sum_{i=0}^{k-1} b_{iC} \cdot 2^i, \text{ where, } b_{iC} \in \{0, 1\}. \text{ Now, } f \text{ converts}$$

this  $p_k$  to some virtual pixel  $p'_n$  with  $n$  (virtual) bit-planes,  $n \geq k$ , to expand number of bit planes. To find such an  $f$  is equivalent to finding a new weight

function  $W(.), i.e., W(i), \forall i \in \{0, \dots, n-1\}$ , so that  $W(i)$  denotes weight of  $i^{th}$  virtual bit-plane in the new number system.  $p'_n = \sum_{i=0}^{n-1} b'_{iC} \cdot W(i), b'_{iC} \in \{0, 1\}$ ,

our new decomposition, satisfying

$$(p_k)_{(2, 2^{(.)})} = (p'_n)_{(2, W(.))}$$

Also,  $W(i)$  must have less abrupt changes with respect to increasing  $i$  than that in case of  $2^i$ . Moreover, we must ensure that the function  $f$  must be injective, i.e., invertible, otherwise we shall not be able to extract the embedded message precisely.

### 3.2. Number System Using Fibonacci p-Sequence Decomposition

The weight function proposed by Battisti et al. is  $F_n, \forall n \in N$ , i.e.,  $W(.) = Fib_p(.),$  number system to model virtual bit-planes is  $(2, F_p(.))$ . To ensure invertibility, instead of Zeckendorf’s theorem, we prefer to use lexicographically higher property in case of Fibonacci as well, similar to what we shall use in case of our prime decomposition technique.

N	Fib. Decomp	N	Fib. Decomp	N	Fib. Decomp	N	Fib. Decomp
0	000000000000	32	000001010100	64	000100010001	96	001000001010
1	000000000001	33	000001010101	65	000100010010	97	001000001000
2	000000000010	34	000010000000	66	000100010100	98	001000010001
3	000000000011	35	000010000001	67	000100010101	99	001000010010
4	000000000100	36	000010000010	68	000100010000	100	001000010100
5	000000000101	37	000010000011	69	000100010001	101	001000010101
6	000000000110	38	000010000100	70	000100010000	102	001000010000
7	000000000111	39	000010000101	71	000100010001	103	001000010001
8	000000010000	40	000010000101	72	000100010010	104	001000010010
9	000000010001	41	000010000110	73	000100010100	105	001000010100
10	000000010010	42	000010000100	74	000100010101	106	001000010101
11	000000010011	43	000010000101	75	000100010110	107	001000010100
12	000000010100	44	000010000110	76	000100010000	108	001000010101
13	000000010000	45	000010000100	77	000100010001	109	001000010110
14	000000100001	46	000010000101	78	000101000010	110	001000010000
15	000000100010	47	000010000000	79	000101000010	111	001000010001
16	000000100100	48	000010000001	80	000101000101	112	001000010010
17	000000100101	49	000010000010	81	000101000101	113	001000010010
18	000000101000	50	000010000100	82	000101000101	114	001000010011
19	000000101001	51	000010000101	83	000101000110	115	001000010000
20	000000101010	52	000010000100	84	000101010000	116	001000010001
21	000000100000	53	000010100001	85	000101010001	117	000000010010
22	000000100001	54	000010100010	86	000101010010	118	000000010000
23	000000100010	55	000010000000	87	000101010100	119	000000010001
24	000000100011	56	000010000001	88	000101010101	120	000000010010
25	000000100010	57	000010000010	89	000100000000	121	000000010100
26	000000100100	58	000010000010	90	000100000001	122	000000010101
27	000000100101	59	000010000011	91	000100000010	123	000100000001
28	000000100110	60	000010000000	92	000100000010	124	000100000001
29	000000100000	61	000010000001	93	000100000011	125	000100000010
30	000000100001	62	000010000010	94	000100000100	126	000100000010
31	000000100010	63	000010000000	95	000100000101	127	000100000101

**Figure 3.** Fibonacci (1-sequence) decomposition for 8-bit image yielding 12 virtual bit-planes.

### 3.3. Proposed Prime Number Decomposition

We define a new number system, denoted as  $(2, P(.))$ , where the weight function  $P(.)$  is defined as:

$$P(0) = 1, P(i) = p_i, \forall i \in Z^+, p_i = i^{th} \text{ Prime,}$$

$$p_0 = 1, p_1 = 2, p_2 = 3, p_3 = 5, \dots$$

Since the weight function here is composed of prime numbers, we name this number system as prime number system and the decomposition as prime decomposition. If any value has more than one representation in this number system, we always take the lexicographically highest of them, to assert invertible property. (e.g., the number 3 has 2 different representations in 3-bit prime number system, namely, 100 and 011, since we have,

$$1.p_2 + 0.p_1 + 0.1 = 1.3 + 0.2 + 0.1 = 3$$

$$0.p_2 + 1.p_1 + 1.1 = 0.3 + 1.2 + 1.1 = 3$$

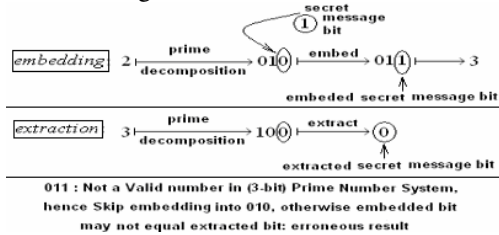
But 100 is lexicographically (from left to right) higher than 011, we choose 100 to be valid representation for 3 in our prime number system and thus discard 011 as an invalid representation.  $3 \equiv \max_{lexicographic} (100, 011) \equiv 100$ .

Hence, the valid representations are:

$$000 \leftrightarrow 0, 001 \leftrightarrow 1, 010 \leftrightarrow 2, 100 \leftrightarrow 3,$$

$$101 \leftrightarrow 4, 110 \leftrightarrow 5, 111 \leftrightarrow 6$$

Now, we embed a secret data bit into a (virtual) bit-plane by simply replacing the corresponding bit by the data bit, only if we find that after embedding the resulting representation is a valid representation in our number system, otherwise we don't embed, just skip. This is only to guarantee the existence of the inverse function and correctness for extraction of our secret embedded message bit.



**Figure 4.** Error in not guaranteeing uniqueness As evident from Figure-4, it's clear that one should embed secret data bit only to those pixels, where, after embedding, we get a valid representation in the number system.

### 3.4. Embedding Algorithm

First we find the set of all prime numbers that are required to decompose a pixel value in a k-bit cover-image, i.e., we need to find a number  $n \in \mathbb{N}$  such that all possible pixel values in the range  $[0, 2^k - 1]$  can be represented using first n primes in our n-bit prime number system, so that we get 'n' virtual bit-planes after decomposition. Using Goldbach conjecture etc, that all pixel-values in the range  $[0, \sum_{i=0}^{m-1} p_i]$  can be represented in our m-bit prime number system, so all

we need to do is to find an 'n' such that  $\sum_{i=0}^{n-1} p_i \geq 2^k - 1$ , since the highest number that can be represented in n-bit prime number system is  $\sum_{i=0}^{n-1} p_i$ .

After finding the primes, we create a map of k-bit (classical binary decomposition) to n-bit numbers (prime decomposition),  $n > k$ , marking all the valid representations in our prime number system.

For an 8-bit image, part of pixel value vs. prime decomposition map is shown in Figure 5.

N	Prime Decomp.	N	Prime Decomp.	N	Prime Decomp.
0	00000000000000	32	00010000000001	64	100000100000010
1	00000000000001	33	00010000000010	65	100000100000100
2	00000000000010	34	000100000000100	66	100001000000000
3	000000000000100	35	000100000000101	67	100001000000001
4	000000000000101	36	0001000000001000	68	100001000000010
5	0000000000001000	37	001000000000000	69	100001000000100
6	0000000000001001	38	001000000000001	70	100001000000101
7	0000000000001000	39	001000000000010	71	100001000001000
8	0000000000001001	40	0010000000000100	72	100010000000000
9	0000000000001010	41	010000000000000	73	100010000000001
10	0000000000001010	42	010000000000001	74	100100000000000
11	0000000000001000	43	100000000000000	75	100100000000001
12	0000000000000001	44	100000000000001	76	100100000000010
13	0000000000000000	45	100000000000010	77	100100000000100
14	0000000000000001	46	1000000000000100	78	100100000000101
15	0000000000000010	47	1000000000000101	79	100100000000100
16	0000000000001000	48	1000000000001000	80	101000000000000
17	0000000000000000	49	1000000000001001	81	101000000000001
18	0000000000000001	50	1000000000001000	82	101000000000010
19	0000000000000000	51	1000000000001001	83	101000000000100
20	0000000000000001	52	1000000000001010	84	110000000000000
21	0000000000000010	53	1000000000001010	85	110000000000001
22	0000000000001000	54	1000000000001000	86	110000000000010
23	0000000000000000	55	10000000000010001	87	1100000000000100
24	0000000000000001	56	10000000000010000	88	1100000000000101
25	0000000000000010	57	1000000000000001	89	1100000000001000
26	0000000000000000	58	1000000000000010	90	11000000000001001
27	0000000000000001	59	1000000000000100	91	11000000000001000
28	0000000000000000	60	1000000000000000	92	11000000000010001
29	0000000000000000	61	1000000000000001	93	11000000000010010
30	0000000000000001	62	1000000000000000	94	11000000000010100
31	0001000000000000	63	1000001000000001	95	11000000000100000

**Figure-5.** Prime decomposition for 8-bit image yielding 15 virtual bit-planes

Next, for each pixel of cover image choose a (virtual) bit plane, say  $p^{\text{th}}$  bit-plane ( $p < n$ ), embed secret data bit into that particular bit plane, by replacing the corresponding bit by the data bit, iff we find that after embedding the data bit, the resulting sequence is a valid representation in n-bit prime number system, i.e., exists in the map. After embedding the secret message bit, we convert the resultant sequence in prime number system back to its value (in classical binary number system) and get our stego-image.

The extraction algorithm is exactly the reverse. From stego-image, we convert each pixel with embedded data bit to its corresponding prime decomposition and from  $p^{\text{th}}$  bit-plane extract secret message bit. Combine all bits to get the secret message.

### 3.5. Comparison Between Standard Binary, Fibonacci and Prime Decomposition

By Tchebychev theorem [5], we have,

$$0.92 < \frac{\pi(x) \ln(x)}{x} < 1.105, \forall x \geq 2,$$

where  $\pi(x)$  = number of primes not exceeding  $x$ , which leads to the very famous Prime Number Theorem  $\lim_{n \rightarrow \infty} \frac{\pi(n)}{n/\ln(n)} = 1$ . Now, from this, one can

show that  $\lim_{n \rightarrow \infty} \frac{p_n}{n \ln(n)} = 1$ , if  $p_n$  be the  $n^{\text{th}}$  prime,

$$\therefore p_n = \theta(n \cdot \ln(n))$$

#### A Lower Bound for the Fibonacci Numbers

If  $\alpha$  be a positive root of the quadratic equation

$$\alpha^2 - \alpha - 1 = 0, \text{ i.e., } \alpha = \frac{1 + \sqrt{5}}{2}, \text{ it is easy to show (e.g.,}$$

by mathematical induction) that,

$$F(n) > \alpha^{n-1}, \forall n > 1, n \in \mathbb{N}. \text{ Since } \sqrt{5} \approx 2.236, \text{ we get,}$$

$$F(n) > (1.618034)^{n-1}, \forall n > 1$$

We can easily generalize the above definition of Fibonacci sequence into Fibonacci  $p$ -sequence,

$$F_p(0) = F_p(1) = 1$$

$$F_p(n) = F_p(n-1) + F_p(n-p-1), \forall n \geq 2, n \in \mathbb{N}$$

For  $p=1$ , we obtain Fibonacci 1-sequence, as defined above. Similarly, for other values of  $p$ , one can easily derive (by similar induction) some exponential lower-bounds, and it is quite obvious that the base of the exponential lower bound will decrease gradually with increasing  $p$ . e.g., for  $p=2$ , if  $\alpha$  be a positive root of the equation  $\alpha^3 - \alpha^2 - 1 = 0$ , solving (e.g., by Newton-Raphson) we get  $\alpha = 1.465575$ , and it's easy to show by induction that

$$F_2(n) > (1.465575)^{n-1}, \forall n > 1,$$

From above, we can generalize, for Fibonacci  $p$ -sequence, if  $\alpha_p$  be a positive root of the equation  $\alpha^{p+1} - \alpha^p - 1 = 0$ , we have the inequality,

$$F_p(n) > (\alpha_p)^{n-1},$$

$$\alpha_p \in \mathbb{R}^+, \alpha_1 = \frac{1 + \sqrt{5}}{2} = 1.618034,$$

$$\alpha_2 = 1.465575, \alpha_3 = 1.380278, \alpha_4 = 1.324718,$$

$$\alpha_p > \alpha_{p+1}, \forall p \in \mathbb{Z}^+$$

The sequence  $\alpha_p$  is decreasing in  $p$ .

### 3.6. Performance Measures

*Mean Squared Error and SNR:* We have the following test statistics for performance measures,

$$MSE = \sum_{i=1}^M \sum_{j=1}^N (f_{ij} - g_{ij})^2 MN$$

$$PSNR = 10 \log_{10} \left( \frac{L^2}{MSE} \right)$$

where  $M$  and  $N$  are the number of rows and number of columns respectively of the cover image,  $f_{ij}$  is the pixel value from the cover image,  $g_{ij}$  is the pixel value from the stego-image, and  $L$  is the peak signal value of the cover image (for 8-bit images,  $L=255$ ). Signal to noise ratio quantifies the imperceptibility, by regarding the message as the signal and the message as the noise. Here, we use a slightly different test-statistic, namely, Worst-case-Mean-Square-Error (WMSE) and the corresponding PSNR (per pixel) as our test-statistics. We define WMSE as follows:

If the secret data-bit is embedded in the  $i^{\text{th}}$  bit plane of a pixel, the worst-case error-square-per-pixel

$= WSE = |W(i)(1-0)|^2 = W(i)^2$ , the case when the corresponding bit in cover-image toggles in stego-image, after embedding the secret data-bit. (e.g., worst-case error-square-per-pixel for embedding in  $i^{\text{th}}$  bit plane for a pixel in classical binary decomposition is  $= (2^i)^2 = 4^i$ . If the grayscale cover-image has size  $w \times h$ , we define,

$WMSE = w \times h \times (W(i))^2 = w \times h \times WSE$ . Here, we try to minimize this WMSE (hence WSE) and maximize the corresponding PSNR, where

$$PSNR = 10 \log_{10} \left( \frac{L^2}{WSE} \right)$$

#### 3.6.1. Proposed Prime Decomposition generates More (virtual) Bit-planes

Using Classical binary decomposition, for a  $k$ -bit cover image, we get only  $k$  bit-planes per pixel, where we can embed our secret data bit. Now, we have,  $p_n = \theta(n \cdot \ln(n))$  and

$$\exists \alpha_p \in \mathbb{R}^+ : F_p(n) > (\alpha_p)^{n-1}$$

$n \cdot \ln(n) = o(\alpha_p^n)$  directly implies  $p_n = o(F_p(n))$

The maximum (highest) number that can be represented in  $n$ -bit number system using our prime decomposition is  $\sum_{i=0}^{n-1} p_i$ , and in case of  $n$ -bit number system using Fibonacci  $p$ -sequence decomposition

is  $\sum_{i=0}^{n-1} F_p(i)$ . Now, it's easy to prove that  $\exists n_0 \in \mathbb{N} : \forall n \geq n_0$ , we have,

$\sum_{i=0}^{n-1} F_p(i) > \sum_{i=0}^{n-1} p_i$ . So, using same number of bits it is possible to represent more numbers in case of prime decomposition than in case of Fibonacci p-sequence decomposition, when number of bits is greater than some threshold. This in turn implies that number of (virtual) bit-planes generated in case of prime decomposition will be eventually (after some n) more than the corresponding number of (virtual) bit-planes generated by Fibonacci p-Sequence decomposition. Figure 6 illustrates this claim.

### 3.6.2. Prime Decomposition gives less distortion in higher bit-planes

Here we assume the secret message length (in bits) is same as image size, for evaluation of our test-statistics. For message with different length, the same can similarly be derived in a straight-forward manner. In case of our Prime Decomposition, WMSE for embedding secret message bit only in  $l^{th}$  (virtual) bit-plane of each pixel (after expressing a pixel in our prime number system, using prime decomposition technique)  $= p_l^2$ , because change in  $l^{th}$  bit plane of a pixel simply implies changing of the pixel value by at most  $l^{th}$  prime number. From above, (treating image-size as constant) we conclude,

$$\left( WMSE_{l^{th} \text{ bit-plane}} \right)_{\text{Prime-Decomposition}} = w \times h \times p_l^2 = \theta(l^2 \cdot \log^2(l)),$$

whereas WMSE in case of classical (traditional) binary (LSB) data hiding technique is given by,

$$\left( WMSE_{l^{th} \text{ bit-plane}} \right)_{\text{Binary-Decomposition}} = \theta(4^l).$$

The above result implies that the distortion in case of prime decomposition is much less (polynomial) than for classical binary (exponential). Now, let's calculate the WMSE for the embedding technique using Fibonacci p-sequence decomposition. In this case, WMSE for embedding secret message bit only in  $l^{th}$  (virtual) bit-plane of each pixel (expressing it using Fibonacci-1-sequence decomposition)  $= (F_p(l))^2$ , because change in  $l^{th}$  bit plane of a pixel implies changing of pixel value by at most  $l^{th}$  Fibonacci number. For  $p=1$ ,

$$\left( WMSE_{l^{th} \text{ bit-plane}} \right)_{\text{Fibonacci-1-Sequence-Decomposition}} = w \times h \times (F(l))^2 = \theta((F(l))^2) > \theta((2.618)^l)$$

Similarly, for other values of p, one can easily derive (by induction) some exponential lower-bounds, which are definitely better than the exponential bound obtained in case of classical binary decomposition, but still they are exponential in nature, even if the base of the exponential lower bound will decrease gradually with increasing p. Generalizing, we get,

$$\left( WMSE_{l^{th} \text{ bit-plane}} \right)_{\text{Fibonacci-p-Sequence-Decomposition}} > \theta\left( (\alpha_p^2)^l \right), \quad \mathbb{T}$$

$$\alpha_p \in \mathbb{R}^+, \alpha_1 = \frac{1+\sqrt{5}}{2}, \alpha_p^2 > \alpha_{p+1}^2, \forall p \in \mathbb{Z}^+$$

the sequence  $\alpha_p^2$  is decreasing in p.

Obviously, the Fibonacci-p-sequence decomposition, despite being better than classical binary decomposition, is still exponential and causes much more distortion in the higher bit-planes, than our prime decomposition, in which case WMSE is polynomial (and not exponential!) in nature.

The plot shown in Figure-6 proves our claim, it vindicates polynomial nature of the weight function in case of prime decomposition and exponential nature of classical binary and Fibonacci decomposition.

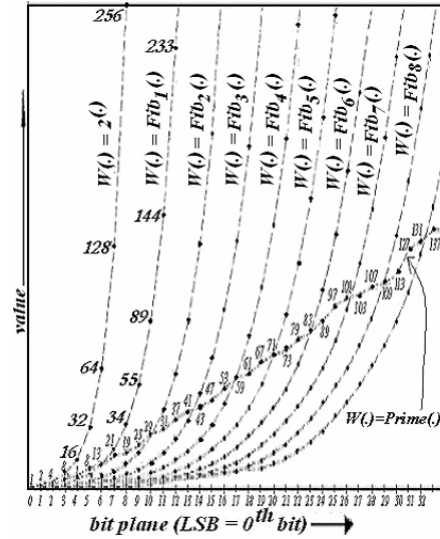


Figure6. Wt. functions for different decompositions

At a glance, the result of our test-statistics,

$$\left( WMSE_{l^{th} \text{ bit-plane}} \right)_{\text{Classical-Binary-Decomposition}} = \theta(4^l)$$

$$\left( WMSE_{l^{th} \text{ bit-plane}} \right)_{\text{Prime-Decomposition}} = \theta(l^2 \cdot \log^2(l)),$$

$$\left( WMSE_{l^{th} \text{ bit-plane}} \right)_{\text{Fibonacci-p-Decomposition}} = \theta\left( (c_p)^l \right),$$

$c_p \in \mathbb{R}^+, 2.618 > c_p > c_{p+1}, \forall p \in \mathbb{Z}^+$ , with

$$\left( WMSE_{l^{th} \text{ bit-plane}} \right)_{\text{Fibonacci-1-Decomposition}} = \theta\left( (2.618)^l \right)$$



$$(PSNR_{worst})_{Classical-Binary-Decomposition} = 10 \cdot \log_{10} \left( \frac{(2^k - 1)^2}{(2^l)^2} \right)$$

$$(PSNR_{worst})_{Prime-Decomposition} = 10 \cdot \log_{10} \left( \frac{(2^k - 1)^2}{(c \cdot l^2 \cdot \log^2(l))^2} \right), c \in \mathfrak{R}^+$$


$$(PSNR_{worst})_{Fibonacci-p-Decomposition} = 10 \cdot \log_{10} \left( \frac{(2^k - 1)^2}{(c_p)^2} \right)$$

$\alpha_p \in \mathfrak{R}^+, \alpha_1 = 2.618, \alpha_p > \beta_{p+1}, \forall p \in \mathbb{Z}^+, \text{ with}$

$$(PSNR_{worst})_{Fibonacci-1-Decomposition} = 10 \cdot \log_{10} \left( \frac{(2^k - 1)^2}{(2.618)^2} \right)$$

#### 4. Experiment Results

We have, as input, an 8-bit gray-level cover image of Lena. Secret message length = cover image size, (message string ‘sandipan’ repeated multiple times to fill the cover image size). The secret message bits are embedded in chosen bit-plane ‘p’. The test message is hidden into the chosen bit-plane using the classical binary (LSB) technique, Fibonacci (1-sequence) decomposition and Prime decomposition technique separately and compared.



**Figure 7.** Results of embedding data in different bit-planes using different data-hiding techniques

Figure 7 illustrates that we get 8, 12 and 15 (virtual) bit-planes using classical LSB, Fibonacci and Prime decomposition data-hiding technique respectively (highest 15 virtual bit-planes for Prime). Data-hiding technique using the prime decomposition has a better performance than that of Fibonacci decomposition, the later being more efficient than classical binary decomposition, when judged in terms of embedding secret data bit into higher bit-planes causing least distortion, thereby least chance of being detected. To embed in more than one virtual bit-plane, one may use variable depth embedding [2].

#### 5. Conclusions

This paper presented very simple method of data hiding technique using prime numbers. It is shown (both theoretically and experimentally) that the data-hiding technique using prime decomposition outperforms the famous LSB data hiding technique using classical binary decomposition, and that using Fibonacci p-sequence decomposition. We have experimented using the famous Lena image, but since our theoretical derivation illustrates that the test-statistic value (WMSE, PSNR) is independent of the probability mass function of the gray levels of the input image, the (worst-case) results will be similar if we use any gray-level image as input, instead of the Lena image.

#### References

- [1] F. Battisti, M. Carli, A. Neri, K. Egiiazarian, A Generalized Fibonacci LSB Data Hiding Technique, 3rd International Conference on Computers and Devices for Communication (CODEC-06), Institute of Radio Physics and Electronics, University of Calcutta, December 18-20, 2006.
- [2] C. Shao-Hui, Y. Tian-Hang, G. Hong-Xun, Wen, A variable depth LSB data hiding technique in images, International Conference on Machine Learning and Cybernetics, 2004., Vol. 7, 26-29 pp. 3990 – 3994, 2004.
- [3] A. K. Jain, Advances in mathematical models for image processing, Proceedings of the IEEE, 69(5):502–528, May 1981.
- [4] Jessica Fridrich, Miroslav Goljan and Rui Du. Detecting LSB steganography in color and grayscale images, Magazine of IEEE Multimedia, Special Issue on Security, pp. 22-28, 2001.
- [5] Telang S. G., Number Theory, Tata McGraw-Hill, ISBN 0-07-462480-6, First Reprint, 1999, pp. 617-631.