

CALCULATING PHASES BETWEEN $B \rightarrow K^*\pi$ AMPLITUDES

Michael Gronau

*Physics Department, Technion – Israel Institute of Technology
32000 Haifa, Israel*

Dan Pirjol

*Department of Particle Physics, National Institute for Physics and Engineering
077125 Bucharest, Romania*

Jonathan L. Rosner

*Enrico Fermi Institute and Department of Physics, University of Chicago
Chicago, IL 60637, U.S.A*

A phase $\Delta\Phi$ between amplitudes for $B^0 \rightarrow K^{*0}\pi^0$ and $B^0 \rightarrow K^{*+}\pi^-$ plays a crucial role in a method for constraining Cabibbo-Kobayashi-Maskawa (CKM) parameters. We present a general argument for destructive interference between amplitudes for $B^0 \rightarrow K^{*+}\pi^-$ and $B^0 \rightarrow K^{*0}\pi^0$ forming together a smaller $I(K^*\pi) = 3/2$ amplitude. Applying flavor SU(3) and allowing for conservative theoretical uncertainties, we obtain lower limits on $|\Delta\Phi|$ and its charge-conjugate. Values of these two phases favored by the Babar collaboration are in good agreement with our bounds.

I. INTRODUCTION

Charmless hadronic B meson decays from $b \rightarrow s$ transitions including $B \rightarrow K\pi$ provide useful information about the weak phase γ [1, 2, 3]. A method for constraining another angle in the $(\bar{\rho}, \bar{\eta})$ plane, formed by the $\bar{\rho}$ axis and a line going through the apex of the unitarity triangle intersecting the $\bar{\rho}$ axis at $\bar{\rho} = 0.24 \pm 0.03$, is based on Dalitz analyses of $B^0 \rightarrow K^+\pi^-\pi^0$ and $B^0 \rightarrow K_S\pi^+\pi^-$ [4, 5]. The first process enables one to determine a phase $\Delta\Phi$ between quasi-two-body decay amplitudes for $B^0 \rightarrow K^{*0}\pi^0$ and $B^0 \rightarrow K^{*+}\pi^-$,

$$\Delta\Phi \equiv \text{Arg}[A(K^{*0}\pi^0)A^*(K^{*+}\pi^-)] . \quad (1)$$

While this phase appears as a purely experimental quantity in Ref. [4, 5], the purpose of this work is to obtain bounds on $|\Delta\Phi|$ and its charge conjugate. Values of these two phases favored by a recent Babar Dalitz analysis of $B \rightarrow K^\pm\pi^\mp\pi^0$ [6, 7] are in agreement with our bounds, once sign conventions for K^* decays are taken into account. These results are relevant to extraction of the $I = 3/2$ $B \rightarrow K^*\pi$ amplitude $A_{3/2}$, whose phase (along with that of the corresponding charge-conjugate amplitude) determines the above-mentioned angle in the $(\bar{\rho}, \bar{\eta})$ plane. We will show that as a result of destructive interference found between $A(K^{*0}\pi^0)$ and $A(K^{*+}\pi^-)$ $|A_{3/2}|$ is not well enough known to carry out this program.

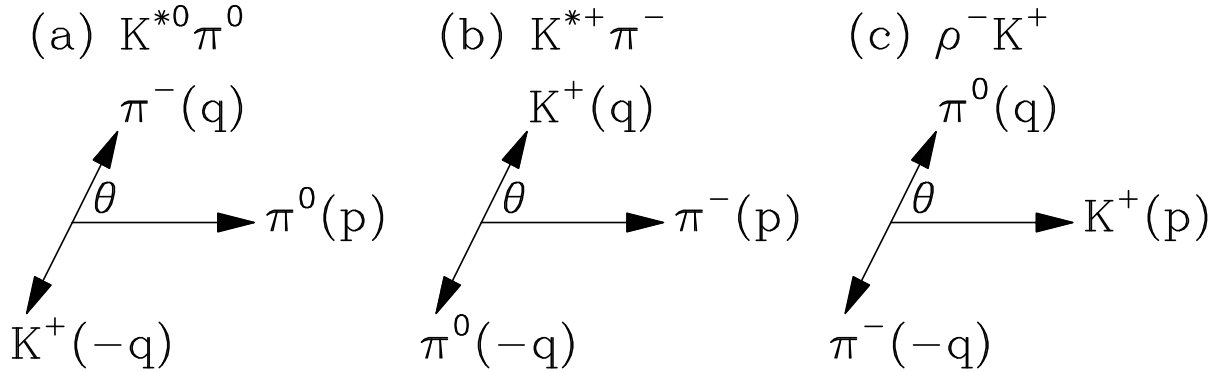


Figure 1: Convention of Ref. [6] for quasi-two-body subsystems in the three-body decays $B^0 \rightarrow K^+\pi^-\pi^0$. (a) $B^0 \rightarrow K^{*0}\pi^0$; (b) $B^0 \rightarrow K^{*+}\pi^-$; (c) $B^0 \rightarrow \rho^-K^+$.

This paper will be divided into several short sections. Section II introduces conventions for defining two quasi-two-body resonant amplitudes, $A(K^{*+}\pi^-)$ and $A(K^{*0}\pi^0)$, contributing to $B^0 \rightarrow K^+\pi^-\pi^0$. In Section III we present a qualitative argument for destructive interference between these two amplitudes forming together an $I(K^*\pi) = 3/2$ amplitude. Crude estimates for $\Delta\Phi$ and its charge conjugate $\Delta\bar{\Phi}$ obtained in Section IV assuming flavor SU(3) are improved in Section V by including uncertainties from SU(3) breaking and small contributions. Section VI concludes by comparing our bounds on $\Delta\Phi$ and $\Delta\bar{\Phi}$ with recent experimental results obtained by the Babar collaboration.

II. CONVENTIONS FOR RESONANT AMPLITUDES IN $B^0 \rightarrow K^+\pi^-\pi^0$

The conventions for three-body decays, stated explicitly below Eq. (8) of Ref. [6], are illustrated in Fig. 1. Each quasi-two-body subsystem of the three-body decay $B^0 \rightarrow K^+\pi^-\pi^0$, as viewed in the rest frame of the vector meson, contains pseudoscalar decay products of the vector meson with momenta \mathbf{q} and $-\mathbf{q}$ and a bachelor pseudoscalar with momentum \mathbf{p} . Specifically, the phase conventions adopted in Ref. [6] are such that (a) for $B^0 \rightarrow K^{*0}\pi^0$, the K^{*0} decay particle with momentum \mathbf{q} is a π^- , while the bachelor particle with momentum \mathbf{p} is a π^0 ; (b) for $B^0 \rightarrow K^{*+}\pi^-$ the K^{*+} decay product with momentum \mathbf{q} is a K^+ while the bachelor particle with momentum \mathbf{p} is a π^- ; and (c) for $B^0 \rightarrow \rho^-K^+$ the ρ^- decay product with momentum \mathbf{q} is a π^0 while the bachelor particle with momentum \mathbf{p} is a K^+ . These enter into a tensor $T = -2\mathbf{p} \cdot \mathbf{q}$ describing the matrix element in the Zemach formalism [8].

One must be careful to use Clebsch-Gordan coefficients appropriate to these phase conventions when constructing $B^0 \rightarrow K^{*0}\pi^0$ and $B^0 \rightarrow K^{*+}\pi^-$ amplitudes from Dalitz-plot fits. The interchange of the two final-state particles in $K^* \rightarrow K\pi$ causes a sign change as a result of the property

$$(j_2 m_2 j_1 m_1 | j m) = (-1)^{j-j_1-j_2} (j_1 m_1 j_2 m_2 | j m) \quad (2)$$

of the Clebsch-Gordan coefficients [9]. As we choose to use the same order ($j_1 = 1, j_2 = 1/2$) in describing both K^{*0} and K^{*+} decays, our relative phases of $A(K^{*+}\pi^-)$ and $A(K^{*0}\pi^0)$ and their charge-conjugates will be those of Refs. [6] and [7] shifted by 180° . In our convention

a combination of amplitudes for an $I = 3/2$ final $K^*\pi$ state may be written

$$3A_{3/2} \equiv A(K^{*+}\pi^-) + \sqrt{2}A(K^{*0}\pi^0), \quad (3)$$

whose magnitude is determined by measuring the magnitudes of the two amplitudes on the right-hand side and their relative phase. We will argue, first qualitatively and then quantitatively, that in the CKM framework these two amplitudes add destructively in (3), implying that the amplitude $3A_{3/2}$ is smaller in magnitude than either of these two amplitudes.

III. AN ARGUMENT FOR DESTRUCTIVE INTERFERENCE

Destructive interference in (3) follows qualitatively in the CKM framework from the cancellation of a $\Delta I = 0$ penguin amplitude dominating the two $B \rightarrow K^*\pi$ amplitudes on the right-hand side [10]. The remaining terms on the right-hand side, consisting of electroweak penguin (EWP) and tree amplitudes, are considerably smaller than the penguin amplitude. This is demonstrated by decomposing physical amplitudes into graphical contributions representing distinct flavor topologies [11, 12], each of which involves an unknown strong phase,

$$\begin{aligned} -A(K^{*+}\pi^-) &= \lambda_t^{(s)}(P_{tc,P} + \frac{2}{3}P_{EW,P}^C) + \lambda_u^{(s)}(P_{uc,P} + T_P), \\ \sqrt{2}A(K^{*0}\pi^0) &= \lambda_t^{(s)}(P_{tc,P} - P_{EW,V} - \frac{1}{3}P_{EW,P}^C) + \lambda_u^{(s)}(P_{uc,P} - C_V). \end{aligned} \quad (4)$$

This implies

$$3A_{3/2} = -\lambda_t^{(s)}(P_{EW,V} + P_{EW,P}^C) - \lambda_u^{(s)}(T_P + C_V). \quad (5)$$

The two CKM factors $\lambda_q^{(q')} \equiv V_{qb}^*V_{qq'}$ ($q = u, t; q' = d, s$) have a very small ratio $|\lambda_u^{(s)}|/|\lambda_t^{(s)}| \simeq 0.02$ [9]. The dominant term multiplying $\lambda_t^{(s)}$ in the two $B \rightarrow K^*\pi$ amplitudes is the penguin contribution $P_{tc,P}$, while the EWP contributions $P_{EW,V}$ and $P_{EW,P}^C$ are smaller as they are higher order in the electroweak coupling. Thus the dominant penguin contributions cancel in $3A_{3/2}^{K^*\pi}$, which consists of two smaller contributions: EWP terms multiplying $\lambda_t^{(s)}$ and a combination of tree amplitudes $T_P + C_V$ multiplying a very small CKM factor $\lambda_u^{(s)}$.

IV. AN APPROXIMATE CALCULATION OF $\Delta\Phi$ and $\Delta\bar{\Phi}$

In order to study quantitatively the interference between the two $B \rightarrow K^*\pi$ amplitudes in (3) we make use of two model-independent relations:

- Proportionality relations between tree and EWP operators in the $|\Delta S| = |\Delta I| = 1$ effective Hamiltonian, in which one neglects EWP operators \mathcal{O}_7 and \mathcal{O}_8 with tiny Wilson coefficients, imply the following expression for the EWP $I(K^*\pi) = 3/2$ amplitude in terms of tree amplitudes [13, 14],

$$P_{EW,V} + P_{EW,P}^C = -\frac{3\mathcal{K}}{2}(T_V + C_P). \quad (6)$$

Here \mathcal{K} is a ratio of Wilson coefficients [15], $\mathcal{K} \equiv (c_9 + c_{10})/(c_1 + c_2) \approx (c_9 - c_{10})/(c_1 - c_2) = -0.0087$.

- In the flavor SU(3) limit amplitudes for $B \rightarrow \rho\pi$ decays are given in terms of the same reduced SU(3) amplitudes (i.e., the same graphical amplitudes) contributing to $B \rightarrow K^*\pi$, but involve different CKM factors. Thus, neglecting tiny EWP amplitudes and annihilation contributions $A_P - A_V$ [16, 17], one has

$$\begin{aligned} -\sqrt{2}A(\rho^+\pi^0) &= \lambda_u^{(d)}(T_P + C_V) - \lambda_t^{(d)}(P_V - P_P) , \\ -\sqrt{2}A(\rho^0\pi^+) &= \lambda_u^{(d)}(T_V + C_P) + \lambda_t^{(d)}(P_V - P_P) . \end{aligned} \quad (7)$$

In the same limit amplitudes for $\Delta S = 0$ $B^+ \rightarrow K^*K$ decays are expressed in terms of penguin amplitudes P_P, P_V , (again after neglecting small EWP and annihilation contributions),

$$\begin{aligned} A(\bar{K}^{*0}K^+) &= \lambda_t^{(d)}P_P , \\ A(K^{*+}\bar{K}^0) &= \lambda_t^{(d)}P_V . \end{aligned} \quad (8)$$

Here $P_P \equiv P_{tc,P}$ contributes to $B \rightarrow K^*\pi$ amplitudes in (4). Contributions of annihilation amplitudes and terms $\lambda_u^{(d)}P_{uc,P}, \lambda_u^{(d)}P_{uc,V}$ which have been omitted in (7) and (8), respectively, will be included later on.

In order to obtain first a rough estimate for $3A_{3/2}$, $\Delta\Phi$ and their charge-conjugates we will work at this point in the SU(3) symmetry approximation, which is expected to introduce an uncertainty of about 20 – 30% in amplitudes. For now we will also neglect penguin contributions in (7) which can be estimated to be of the same order,

$$\frac{|\lambda_t^{(d)}P_P|}{|\lambda_u^{(d)}T_P|} \simeq \sqrt{\frac{\mathcal{B}(\bar{K}^{*0}K^+)}{r_\tau\mathcal{B}(\rho^+\pi^-)}} = 0.20 \pm 0.03 . \quad (9)$$

We have used decay branching ratios and a lifetime ratio, $r_\tau \equiv \tau_{B^+}/\tau_{B^0} = 1.071 \pm 0.009$, from Ref. [18]. Thus we take,

$$\begin{aligned} -\sqrt{2}A(\rho^+\pi^0) &\simeq \lambda_u^{(d)}(T_P + C_V) , \\ -\sqrt{2}A(\rho^0\pi^+) &\simeq \lambda_u^{(d)}(T_V + C_P) . \end{aligned} \quad (10)$$

Flavor SU(3) symmetry breaking in the amplitudes $T_P + C_V$ and $T_V + C_P$ and uncertainties caused by neglecting penguin amplitudes will be included in the analysis at a later point.

We denote $\tilde{\lambda} \equiv \lambda/(1 - \lambda^2/2) = 0.232$, where λ is the Wolfenstein parameter [19], and use the central value for CKM parameters [9],

$$\frac{3\mathcal{K}}{2} \frac{\lambda_t^{(s)}}{\lambda_u^{(s)}} = 0.61e^{-i\gamma} . \quad (11)$$

We checked that uncertainties of 10% in the magnitude of this ratio and a few degrees in its strong phase [20] have an insignificant effect on the subsequent analysis. Combining Eqs. (5), (6), (10) and (11) we obtain in this approximation,

$$3A_{3/2} \simeq \tilde{\lambda}\sqrt{2} \left(A(\rho^+\pi^0) - 0.61e^{-i\gamma}A(\rho^0\pi^+) \right) . \quad (12)$$

We will now use this approximate expression in order to evaluate the magnitude of $3A_{3/2}$ and its CP-conjugate.

Table I: Branching fractions and CP asymmetries for $B \rightarrow K^*\pi, \rho\pi$. For $B \rightarrow K^{*+}\pi^-$ we calculate averages of recent Babar measurements [7] and Belle measurements [21], for $B^0 \rightarrow K^{*0}\pi^0$ we take values from Ref. [7] as Belle has so far obtained only a loose upper limit on this mode [22], while for $B \rightarrow \rho\pi$ we quote values in [18].

Mode	$\mathcal{B} (10^{-6})$	A_{CP}
$B^0 \rightarrow K^{*+}\pi^-$	8.2 ± 1.0	-0.26 ± 0.08
$B^0 \rightarrow K^{*0}\pi^0$	3.3 ± 0.6	-0.15 ± 0.13
$B^+ \rightarrow \rho^+\pi^0$	$10.9^{+1.4}_{-1.5}$	0.02 ± 0.11
$B^+ \rightarrow \rho^0\pi^+$	$8.3^{+1.2}_{-1.3}$	$0.18^{+0.09}_{-0.17}$

CP-averaged branching ratios and CP asymmetries for relevant $B \rightarrow K^*\pi$ and $B \rightarrow \rho\pi$ decays are given in Table I [7, 18]. The CP asymmetries in $B^+ \rightarrow \rho^+\pi^0$ and $B^+ \rightarrow \rho^0\pi^+$ are consistent with zero within errors, and will be taken to vanish at this point. We quote $B^+ \rightarrow \rho\pi$ amplitudes in units of 10^{-3} , given by square roots of central values for branching ratios divided by the lifetime ratio τ_B . The relative phase between these two amplitudes, which is dominantly a strong phase as shown in (10), will be denoted by

$$\phi \equiv \text{Arg}[A(\rho^0\pi^+)A^*(\rho^+\pi^0)] . \quad (13)$$

Omitting an overall phase of $A(\rho^+\pi^0)$ we obtain numerically:

$$3A_{3/2} = 1.05 - 0.56e^{i(\phi-\gamma)} , \quad 3\bar{A}_{3/2} = 1.05 - 0.56e^{i(\phi+\gamma)} , \quad (14)$$

where $\bar{A}_{3/2}$ is the corresponding amplitude for \bar{B}^0 decays.

The phase difference ϕ is measurable by constructing geometrically an isospin pentagon for the five $B^{0,+} \rightarrow 3\pi$ decay amplitudes [23, 24]. The measured CP-averaged $B \rightarrow \rho\pi$ branching ratios are consistent with an approximately flat pentagon [10] which would correspond to $\phi \simeq 0$. However, these branching ratios permit also a non-flat pentagon. Moreover, large values of ϕ cannot be excluded because of sizable experimental errors [25, 26]. Theoretically, one expects this phase to be small. QCD factorization predicts its suppression by $\alpha_s(m_b)$ and $1/m_b$. Taking $\phi = 0$ and using a value $\gamma = 65^\circ$ favored by fits to CKM parameters [27, 28], one obtains

$$3|A_{3/2}| = 3|\bar{A}_{3/2}| = 0.96 , \quad \text{for } \phi = 0 . \quad (15)$$

For nonzero values of ϕ one of these amplitudes decreases while the other increases. For instance,

$$3|A_{3/2}| = 0.59 , \quad 3|\bar{A}_{3/2}| = 1.57 , \quad \text{for } \phi = 90^\circ . \quad (16)$$

The maximal value of $3|A_{3/2}|$ (or $3|\bar{A}_{3/2}|$) is 1.61.

In order to calculate $|\Delta\Phi|$ and $|\Delta\bar{\Phi}|$ the above values of $3|A_{3/2}|$ and $3|\bar{A}_{3/2}|$ may be combined with $|A(K^{*+}\pi^-)|$, $\sqrt{2}|A(K^{*0}\pi^0)|$ and their charge-conjugates, also expressed in units of 10^{-3} . Using central values of corresponding branching ratios in Table I and neglecting CP asymmetries in these processes, one has

$$|A(K^{*-}\pi^+)| = |A(K^{*+}\pi^-)| = 2.86 , \quad \sqrt{2}|A(\bar{K}^{*0}\pi^0)| = \sqrt{2}|A(K^{*0}\pi^0)| = 2.57 . \quad (17)$$

Comparing the smaller amplitudes (15) for $\phi = 0$ with the larger amplitudes (17) we conclude there is a strong destructive interference in (3) and in its charge-conjugate, corresponding to phase differences

$$|\Delta\Phi| = |\Delta\bar{\Phi}| = 161^\circ . \quad (18)$$

For $\phi \neq 0$ one of this phases becomes larger than this value while the other phase becomes smaller reaching a minimum value of 146° .

V. INCLUDING SU(3) BREAKING AND PENGUINS IN $B \rightarrow \rho\pi$

The values of $I = 3/2$ amplitudes (15), (16) and the phases (18) were obtained neglecting several corrections. These include penguin amplitudes which have been neglected in (7) and consequently in (12), and effects of SU(3) breaking in relations between tree amplitudes in $\Delta S = 1$ and $\Delta S = 0$ decays. Including these corrections, Eq. (12) is now replaced by

$$\begin{aligned} 3A_{3/2} &= \tilde{\lambda}\sqrt{2} \left(A(\rho^+\pi^0)R_1 - 0.61e^{-i\gamma}A(\rho^0\pi^+)R_2 \right) \\ &+ \tilde{\lambda}(1 + 0.61e^{-i\gamma})(A(\bar{K}^{*0}K^+) - A(K^{*+}\bar{K}^0)) . \end{aligned} \quad (19)$$

$R_{1,2}$ are SU(3) breaking parameters while the second line describes penguin contributions. We do not include similar SU(3) breaking factors in the latter contributions. We checked that such factors would have a very small effect on constraining $\Delta\Phi$ and $\Delta\bar{\Phi}$ once uncertainties in penguin amplitudes are maximized as discussed below. Although in the above derivation we seem to have neglected annihilation amplitudes and penguin contributions $P_{uc,P}$ and $P_{uc,V}$ involving a CKM factor $\lambda_u^{(s)}$, Eq. (19) is exact in the SU(3) limit $R_1 = R_2 = 1$ and does not neglect any amplitude.

We start by discussing the uncertainty caused by neglecting the contribution of penguin amplitudes. As shown in (9), P_P contributes to $A(B^+ \rightarrow \rho^+\pi^0)$ about 20% of its magnitude. One may assume $|P_V| \simeq |P_P|$ [29] on the basis of approximately equal branching ratios measured for $B^+ \rightarrow K^0\rho^+$ and $B^+ \rightarrow K^{*0}\pi^+$ [18]. To be most conservative we will maximize the uncertainty caused by the combination $P_V - P_P$ by assuming that the two penguin amplitudes involve a relative minus sign, $P_V \simeq -P_P$ [30]. Thus, neglecting $P_V - P_P$ in the two $B^+ \rightarrow \rho\pi$ amplitudes (7) introduces a maximal uncertainty of about 40% in each amplitude. Including the CKM factors in (19), we find that the penguin amplitudes may contribute at most 50% of the contribution of the first line in Eq. (19).

In the presence of these penguin contributions the phase ϕ defined in (13) is not a purely CP-invariant strong phase as we have assumed when obtaining the structure (14). Denoting

$$\bar{\phi} \equiv \text{Arg}[A(\rho^0\pi^-)A^*(\rho^-\pi^0)] , \quad (20)$$

$\bar{\phi}$ now replaces ϕ in the expression for $3\bar{A}_{3/2}$. In general one has $\bar{\phi} \neq \phi$. The difference between these two phases is suppressed by the ratio of penguin and tree amplitudes in $B^+ \rightarrow \rho\pi$. As mentioned, ϕ and $\bar{\phi}$ are measurable by constructing the $B \rightarrow \rho\pi$ isospin pentagons for B and \bar{B} .

SU(3) breaking in $T_P + C_V$ and $T_V + C_P$ may be estimated using naive factorization. We use this estimate as an example illustrating the small effect of SU(3) breaking on the values of $\Delta\Phi$ and $\Delta\bar{\Phi}$. In $B \rightarrow K^*\pi$ one has,

$$\begin{aligned} T_P + C_V &\propto a_1 f_{K^*} F_0^{B\pi} + a_2 f_\pi A_0^{BK^*} , \\ T_V + C_P &\propto a_2 f_{K^*} F_0^{B\pi} + a_1 f_\pi A_0^{BK^*} , \end{aligned} \quad (21)$$

where [15]

$$a_1 = c_1 + c_2/3, \quad a_2 = c_2 + c_1/3, \quad c_1 = 1.079, \quad c_2 = -0.178, \quad (22)$$

and $f_\pi = 131$ MeV, $f_{K^*} = 218 \pm 4$ MeV, $F_0^{B\pi} = 0.28 \pm 0.05$, $A_0^{BK^*} = 0.45 \pm 0.07$ [9, 31]. The corresponding tree amplitudes for $B \rightarrow \rho\pi$ are given by similar expressions replacing $K^* \rightarrow \rho$. The relevant decay constant and form factor are $f_\rho = 209 \pm 1$ MeV and $A_0^{B\rho} = 0.37 \pm 0.06$. Using central values for form factors we obtain

$$R_1 \equiv \frac{(T_P + C_V)_{K^*\pi}}{(T_P + C_V)_{\rho\pi}} = 1.07, \quad R_2 \equiv \frac{(T_V + C_P)_{K^*\pi}}{(T_V + C_P)_{\rho\pi}} = 1.19. \quad (23)$$

These SU(3) breaking factors multiply $A(\rho^+\pi^0)$ and $A(\rho^0\pi^+)$ in eq. (19). As we will see below, these SU(3) breaking corrections do not affect significantly constraints on the phases $\Delta\Phi$ and $\Delta\bar{\Phi}$. Therefore we will not include in these constraints errors caused by uncertainties in B decay form factors.

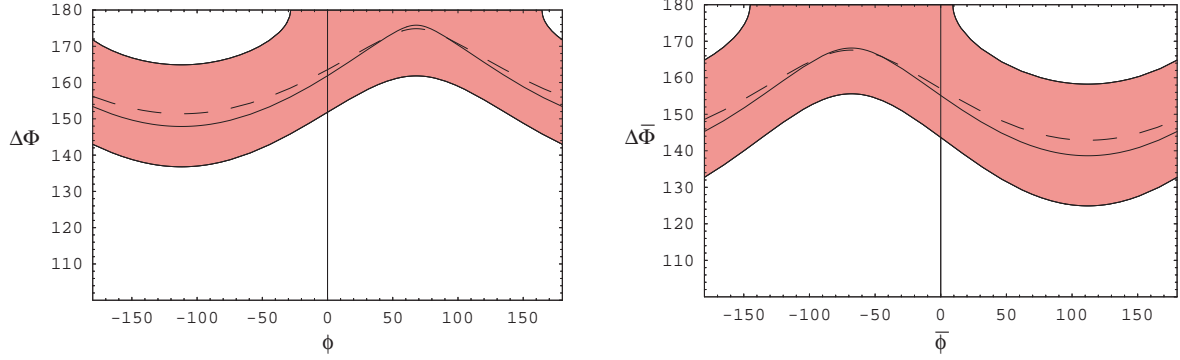


Figure 2: Bounds on $\Delta\Phi$ as function of ϕ (left), and on $\Delta\bar{\Phi}$ as function of $\bar{\phi}$ (right). Three solid lines describe lower, central and upper values of $\Delta\Phi$ at 1σ . Broken line corresponds to central value for the SU(3) symmetric case.

We will now study constraints on $|\Delta\Phi|$ and $|\Delta\bar{\Phi}|$ which include experimental errors in branching ratios and CP asymmetries in $B^+ \rightarrow \rho^+\pi^0$, $B^+ \rightarrow \rho^0\pi^+$, $B^0 \rightarrow K^{*+}\pi^-$, $B^0 \rightarrow K^{*0}\pi^0$. We take a range for γ [27], $\gamma = (68 \pm 4)^\circ$, and theoretical uncertainties from penguin amplitudes in $B^+ \rightarrow \rho\pi$ decays as described above. All errors are added in quadrature. The numerical SU(3) breaking factors in (23) will be used. Figure 2 shows resulting plots for bounds on $|\Delta\Phi|$ and $|\Delta\bar{\Phi}|$ as functions of ϕ and $\bar{\phi}$, respectively, in the ranges $-180^\circ \leq \phi, \bar{\phi} \leq 180^\circ$. The three solid lines in each plot describe lower, central and upper values at 1σ for the two phases. The plots were obtained by taking symmetric errors in $\cos(\Delta\Phi)$ and $\cos \Delta\bar{\Phi}$. This assumes that these two variables are linear functions of the input parameters. The broken lines in Figure 2 describe central values of $|\Delta\Phi|$ and $|\Delta\bar{\Phi}|$ for the SU(3) symmetric case. The few degree difference between the broken line and the central solid line demonstrates the small effect of SU(3) breaking on the allowed ranges of $|\Delta\Phi|$ and $|\Delta\bar{\Phi}|$.

Using Figure 2 and assuming normal distributions for $\cos \Phi$ and $\cos \bar{\Phi}$ as functions of the input parameters, we conclude the following lower limits at 95% confidence level:

$$|\Delta\Phi| \geq 131^\circ, \quad |\Delta\bar{\Phi}| \geq 119^\circ. \quad (24)$$

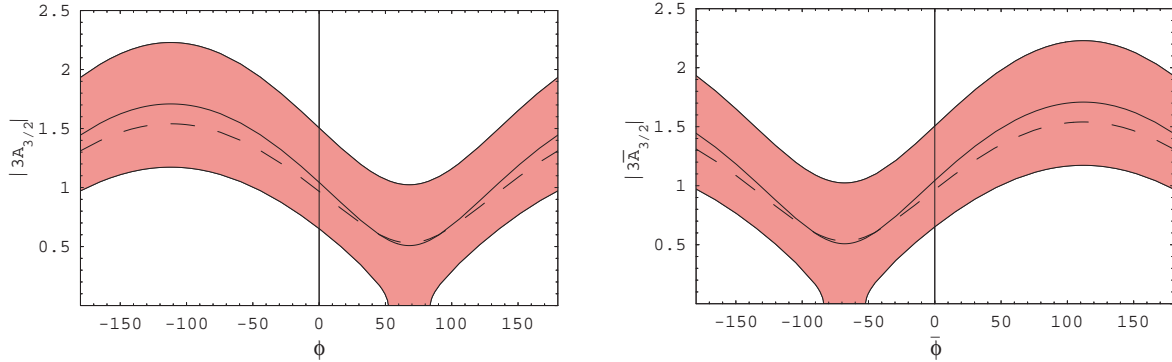


Figure 3: Magnitude of isospin amplitude $|3A_{3/2}|$ (left) and $|3\bar{A}_{3/2}|$ (right) in units of 10^{-3} as function of ϕ . Lines as in Fig. 2.

These lower bounds correspond to the minimal values of $|\Delta\Phi|, |\Delta\bar{\Phi}|$ in Figure 2 which are obtained at $\phi = -180^\circ + \gamma, \bar{\phi} = 180^\circ - \gamma$. The bounds should be considered conservative as the magnitudes of the measurable phases ϕ and $\bar{\phi}$ are not expected to be larger than 90° .

For completeness, we plot in Figure 3 the predicted amplitudes $3|A_{3/2}|$ and $3|\bar{A}_{3/2}|$ as functions of ϕ and $\bar{\phi}$, respectively. Amplitudes in units of 10^{-3} are given by square roots of corresponding branching ratios. We note that the two $I = 3/2$ amplitudes are different from zero except for restricted ranges of the phases ϕ and $\bar{\phi}$, $\phi \sim 50^\circ - 80^\circ, \bar{\phi} \sim (-80^\circ) - (-50^\circ)$.

VI. CONCLUSION: COMPARISON WITH BABAR RESULTS

Table II: Four solutions for $\Delta\Phi' \equiv \Delta\Phi - \pi$ and $\Delta\bar{\Phi}' \equiv \Delta\bar{\Phi} - \pi$ with minimum values of the negative likelihood function (NLL) measured in $B \rightarrow K^\pm\pi^\mp\pi^0$. Statistical and systematic errors are added in quadrature. The first three values in each column are taken from [6]. The last three values are the results of a very recent update [7].

		Solution I	Solution II	Solution III	Solution IV
Ref. [6]	$\Delta\Phi'$	$(-21 \pm 35)^\circ$	$(-134 \pm 30)^\circ$	$(-22 \pm 30)^\circ$	$(-139 \pm 30)^\circ$
	$\Delta\bar{\Phi}'$	$(-5 \pm 34)^\circ$	$(-5 \pm 33)^\circ$	$(-163 \pm 33)^\circ$	$(-163 \pm 33)^\circ$
	$\Delta(\text{NLL})$	0	3.94	7.77	10.57
Ref. [7]	$\Delta\Phi'$	$(-22 \pm 39)^\circ$	$(-139 \pm 40)^\circ$	$(-22 \pm 39)^\circ$	$(-140 \pm 40)^\circ$
	$\Delta\bar{\Phi}'$	$(-5 \pm 36)^\circ$	$(-4 \pm 36)^\circ$	$(-163 \pm 35)^\circ$	$(-163 \pm 35)^\circ$
	$\Delta(\text{NLL})$	0	5.43	7.04	12.33

We now compare our lower bounds on $|\Delta\Phi|$ and $|\Delta\bar{\Phi}|$ with values reported by Babar in Ref. [6] and in a recent update [7]. Performing a maximum likelihood fit to 4583 $B \rightarrow K^\pm\pi^\mp\pi^0$ events, four solutions were found for $\Delta\Phi' \equiv \Delta\Phi - \pi$ and $\Delta\bar{\Phi}' \equiv \Delta\bar{\Phi} - \pi$ with minimum values of the negative likelihood function (NLL). Results of the two analyses are presented in Table II, quoting for each of the four solutions values for $\Delta\Phi', \Delta\bar{\Phi}'$ and $\Delta(\text{NLL})$, the difference in units of NLL with respect to the most likely solution (I). We will compare our bounds to the updated results in Ref. [7].

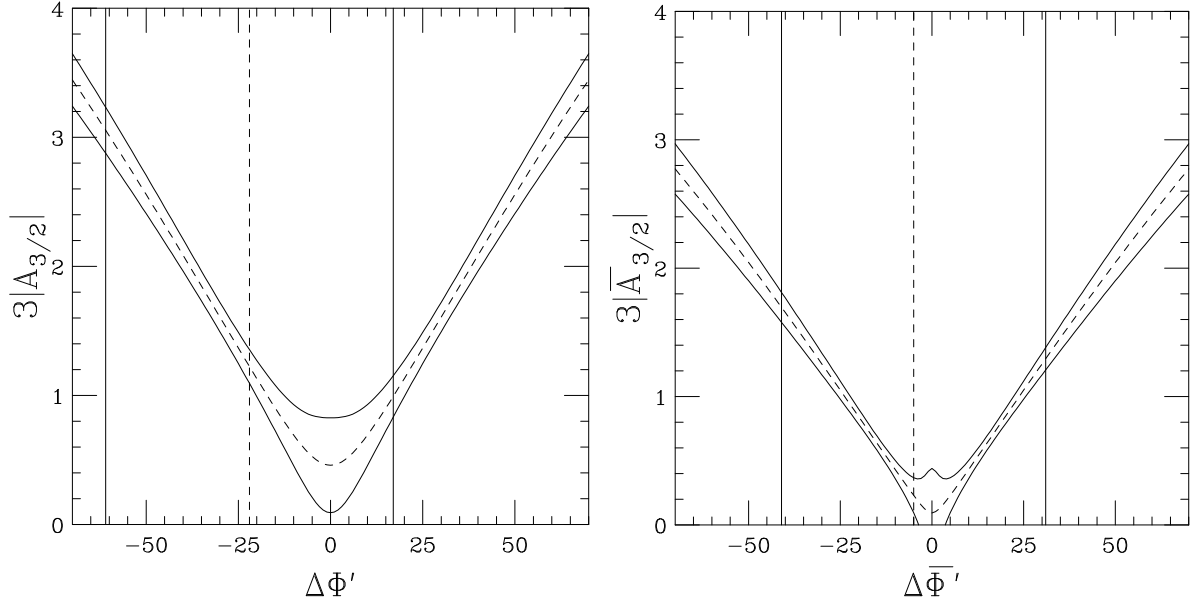


Figure 4: Magnitudes of $I = 3/2$ amplitudes as functions of relative phases between $K^{*+}\pi^-$ and $K^{*0}\pi^0$ amplitudes, extracted from $B \rightarrow K^*\pi$ branching ratios and asymmetries given in Table I. Left: $3|A_{3/2}|$; right: $3|\bar{A}_{3/2}|$. Vertical lines show central value and 1σ limits of phases $\Delta\Phi'$ or $\Delta\bar{\Phi}'$ quoted in Ref. [7]. Curves are shown for central values of branching ratios and CP asymmetries with bands denoting 1σ errors added in quadrature.

Solution I with the highest probability favors small values of $\Delta\Phi'$ and $\Delta\bar{\Phi}'$ consistent with zero, or large values of $\Delta\Phi$ and $\Delta\bar{\Phi}$ near 180° in agreement with our lower bounds (24). The next likely solution II and III (disfavored by 3.3σ and 3.8σ) involve one large phase and one small phase, while the most unlikely solution (disfavored by 5σ) consists of large values for both $\Delta\Phi'$ and $\Delta\bar{\Phi}'$. The highly favored Solution I, using a different convention than ours for the two phases, is in agreement with our bounds, corresponding to destructive interference between $A(K^{*0}\pi^0)$ and $A(K^{*+}\pi^-)$ in (3) and between their charge-conjugates.

Using $B \rightarrow K^*\pi$ branching ratios and CP asymmetries quoted in Table I (where Babar and Belle results for $B \rightarrow K^{*+}\pi^-$ have been averaged), values of $\Delta\Phi'$ and $\Delta\bar{\Phi}'$ for the favored Solution I [7], and assuming no correlations between these measurements, we calculate for central values of branching ratios and CP asymmetries

$$3|A_{3/2}| = 1.22_{-1.22}^{+1.83}, \quad 3|\bar{A}_{3/2}| = 0.23_{-0.23}^{+1.46}, \quad (25)$$

where the errors are due to the uncertainties in $\Delta\Phi'$ and $\Delta\bar{\Phi}'$. The dependence of these amplitudes on $\Delta\Phi'$ or $\Delta\bar{\Phi}'$ and on errors in branching ratios and CP asymmetries is illustrated in Fig. 4.

The values of the two isospin $3/2$ amplitudes are consistent with zero within large errors. Improvement in errors on the relative phases $\Delta\Phi'$ and $\Delta\bar{\Phi}'$ (depending on their values) may be able to permit determination of $3|A_{3/2}|$ and $3|\bar{A}_{3/2}|$ with sufficient accuracy to constrain their relative phase so as to provide a new constraint on CKM parameters [4, 5]. Also, the CP rate asymmetry, $\Delta((K^*\pi)_{I=3/2}) \equiv (3|\bar{A}_{3/2}|)^2 - (3|A_{3/2}|)^2$, has been shown to be equal to a sum combining eight CP rate asymmetries in all possible $B \rightarrow K^*\pi$ and $B \rightarrow \rho K$ decays [10]. A potential violation of this sum rule would provide evidence for New Physics.

Improvements in the measurements of $|A_{3/2}|$, $\Delta\Phi$ and their charge-conjugates may be achieved in the near future. The latest results for $B \rightarrow K^\pm\pi^\mp\pi^0$ published by the Belle collaboration used a data sample from an integrated luminosity of only 78 fb^{-1} [22]. By now Belle has accumulated about ten times more data for this decay mode, approximately twice the amount studied by Babar. Belle should be encouraged to analyze their full set of data in order to improve the measurements of $3|A_{3/2}|$, $\Delta\Phi$ and their charge-conjugates.

We are grateful to Andrew Wagner and Jure Zupan for useful discussions. M. G. and J. L. R. wish to thank the Galileo Galilei Institute for Theoretical Physics for hospitality and the INFN for partial support during the completion of this work. This work was supported in part by the United States Department of Energy under Grant No. DE-FG02-90ER40560.

References

- [1] M. Gronau, J. L. Rosner and D. London, Phys. Rev. Lett. **73**, 21 (1994) [arXiv:hep-ph/9404282]; M. Gronau and J. L. Rosner, Phys. Rev. Lett. **76**, 1200 (1996) [arXiv:hep-ph/9510363]; M. Gronau and J. L. Rosner, Phys. Rev. D **53**, 2516 (1996) [arXiv:hep-ph/9509325].
- [2] R. Fleischer and T. Mannel, Phys. Rev. D **57**, 2752 (1998) [arXiv:hep-ph/9704423]; M. Gronau and J. L. Rosner, Phys. Rev. D **57**, 6843 (1998) [arXiv:hep-ph/9711246]. A. J. Buras and R. Fleischer, Eur. Phys. J. C **11**, 93 (1999) [arXiv:hep-ph/9810260].
- [3] M. Neubert and J. L. Rosner, Phys. Lett. B **441**, 403 (1998) [arXiv:hep-ph/9808493]; M. Neubert and J. L. Rosner, Phys. Rev. Lett. **81**, 5076 (1998) [arXiv:hep-ph/9809311].
- [4] M. Ciuchini, M. Pierini and L. Silvestrini, Phys. Rev. D **74**, 051301 (2006) [arXiv:hep-ph/0601233].
- [5] M. Gronau, D. Pirjol, A. Soni and J. Zupan, Phys. Rev. D **75**, 014002 (2007) [arXiv:hep-ph/0608243]; M. Gronau, D. Pirjol, A. Soni and J. Zupan, Phys. Rev. D **77**, 057504 (2008) [Addendum-ibid. D **78**, 017505 (2008)] [arXiv:0712.3751 [hep-ph]].
- [6] B. Aubert *et al.* [BABAR Collaboration], arXiv:0807.4567 [hep-ex], presented at the 34th International Conference on High Energy Physics (ICHEP 2008), Philadelphia, Pennsylvania, 30 Jul - 5 Aug 2008.
- [7] Andrew Wagner, PhD Thesis, Measurements of Direct CP Violation and Constraint on the CKM Triangle in $B \rightarrow K^*\pi$ Decays, SLAC Report SLAC-R-942, February 2010.
- [8] C. Zemach, Phys. Rev. **133**, B1201 (1964).
- [9] C. Amsler *et al.* [Particle Data Group], Phys. Lett. B **667**, 1 (2008).

- [10] M. Gronau, D. Pirjol and J. Zupan, arXiv:1001.0702 [hep-ph], to be published in Phys. Rev. D.
- [11] M. Gronau, O. F. Hernandez, D. London and J. L. Rosner, Phys. Rev. D **50**, 4529 (1994) [arXiv:hep-ph/9404283]; M. Gronau, O. F. Hernandez, D. London and J. L. Rosner, Phys. Rev. D **52**, 6374 (1995) [arXiv:hep-ph/9504327].
- [12] A. S. Dighe, M. Gronau and J. L. Rosner, Phys. Lett. B **367**, 357 (1996) [Erratum-ibid. B **377**, 325 (1996)] [arXiv:hep-ph/9509428]; A. S. Dighe, M. Gronau and J. L. Rosner, Phys. Rev. D **57**, 1783 (1998) [arXiv:hep-ph/9709223].
- [13] M. Gronau, D. Pirjol and T. M. Yan, Phys. Rev. D **60**, 034021 (1999) [Erratum-ibid. D **69**, 119901 (2004)] [arXiv:hep-ph/9810482];
- [14] M. Gronau, Phys. Rev. D **62**, 014031 (2000) [arXiv:hep-ph/9911429].
- [15] G. Buchalla, A. J. Buras and M. E. Lautenbacher, Rev. Mod. Phys. **68**, 1125 (1996) [arXiv:hep-ph/9512380].
- [16] B. Blok, M. Gronau and J. L. Rosner, Phys. Rev. Lett. **78**, 3999 (1997) [arXiv:hep-ph/9701396].
- [17] C. W. Bauer, D. Pirjol, I. Z. Rothstein and I. W. Stewart, Phys. Rev. D **70**, 054015 (2004) [arXiv:hep-ph/0401188].
- [18] Updated results and references are tabulated periodically by the Heavy Flavor Averaging Group: <http://www.slac.stanford.edu/xorg/hfag/rare>. See, e.g., E. Barberio *et al.* arXiv: 0704.3575v1, <http://www.slac.stanford.edu/xorg/hfag/results/>.
- [19] L. Wolfenstein, Phys. Rev. Lett. **51**, 1945 (1983).
- [20] M. Neubert, JHEP **9902**, 014 (1999) [arXiv:hep-ph/9812396].
- [21] A. Garmash *et al.* [Belle Collaboration], Phys. Rev. D **75**, 012006 (2007) [arXiv:hep-ex/0610081].
- [22] P. Chang *et al.* [Belle Collaboration], Phys. Lett. B **599**, 148 (2004) arXiv:hep-ex/0406075].
- [23] H. J. Lipkin, Y. Nir, H. R. Quinn and A. Snyder, Phys. Rev. D **44**, 1454 (1991).
- [24] M. Gronau, Phys. Lett. B **265**, 389 (1991).
- [25] J. Zhang *et al.* [BELLE Collaboration], Phys. Rev. Lett. **94**, 031801 (2005) [arXiv:hep-ex/0406006]; A. Kusaka *et al.* [Belle Collaboration], Phys. Rev. Lett. **98**, 221602 (2007) [arXiv:hep-ex/0701015].
- [26] B. Aubert *et al.* [BABAR Collaboration], Phys. Rev. D **75**, 091103 (2007) [arXiv:hep-ex/0701035]; B. Aubert *et al.* [BABAR Collaboration], Phys. Rev. D **76**, 012004 (2007) [arXiv:hep-ex/0703008]; B. Aubert *et al.* [BABAR Collaboration], Phys. Rev. D **79**, 072006 (2009) [arXiv:0902.2051 [hep-ex]].

- [27] J. Charles *et al.* [CKMfitter Group], Eur. Phys. J. C **41**, 1 (2005) [arXiv:hep-ph/0406184]. Updated results are available at <http://ckmfitter.in2p3.fr>.
- [28] M. Bona *et al.*, arXiv:0909.5065 [hep-ph].
- [29] C. W. Chiang, M. Gronau, Z. Luo, J. L. Rosner and D. A. Suprun, Phys. Rev. D **69**, 034001 (2004) [arXiv:hep-ph/0307395].
- [30] H. J. Lipkin, Phys. Lett. B **254**, 247 (1991).
- [31] See e.g. M. Beneke and M. Neubert, Nucl. Phys. B **675**, 333 (2003) [arXiv:hep-ph/0308039].