

LETTER TO THE EDITOR

Very high-energy γ -ray emission from IC 310

A. Neronov¹, D.Semikoz^{2,3} and Ie.Vovk¹

¹ ISDC Data Centre for Astrophysics, Ch. d'Ecogia 16, 1290, Versoix, Switzerland

² APC, 10 rue Alice Domon et Leonie Duquet, F-75205 Paris Cedex 13, France

³ Institute for Nuclear Research RAS, 60th October Anniversary prosp. 7a, Moscow, 117312, Russia

Preprint online version: November 18, 2010

ABSTRACT

Context. We search for persistent extragalactic sources of γ -rays with energies above 100 GeV with the *Fermi* telescope.

Aims. We construct a systematic survey of the extragalactic γ -ray sky at energies above 100 GeV. Such a survey has not been done before by the ground-based Cherenkov γ -ray telescopes, which have, contrary to *Fermi*, a narrow field of view.

Methods. We study a map of arrival directions of the highest energy photons detected by *Fermi* at Galactic latitudes $|b| > 10^\circ$ and search for significant point-source-like excesses above the diffuse Galactic and extragalactic γ -ray backgrounds. We identify eight significant point-source-like excesses in this map.

Results. Seven of the eight sources are known TeV blazars. The previously unknown source is identified with the galaxy IC 310, which is situated in Perseus cluster of galaxies. The source is detected with a significance 6σ above 30 GeV. We identify two possible scenarios for γ -ray emission from this source. One possibility is that emission originates from the base of relativistic outflow from the active nucleus, as in the BL Lacs and FR I type radio galaxies. Otherwise γ -ray photons could be produced at the bow shock that is formed as a result of the fast motion of the galaxy through the intracluster medium. The two models could be distinguished through studying of the γ -ray signal variability.

Key words. Gamma rays: galaxies – Galaxies: active – Galaxies: individual: IC 310

Introduction. The number of known astronomical sources of very-high-energy (VHE) γ -rays grew ten-fold over the last five years¹. A large part of the newly discovered sources lie in the Galaxy and were revealed via a systematic scan of the inner Galactic Plane by the HESS telescope (Aharonian et al., 2005a, 2006). The HESS survey has covered an area 0.1 sr in a strip $|l| < 30^\circ$, $|b| < 3^\circ$. This covers less than 1% of the sky. Surveys of larger regions on the VHE γ -ray sky with the existing ground based Cherenkov γ -ray telescopes are difficult because the size of the field of view is too narrow (5° for HESS, 3.5° VERITAS telescopes and 3° for MAGIC telescope). A previous survey of the northern hemisphere using the Cherenkov telescope Whipple has resulted only in derivation of upper limits on the flux of persistent VHE γ -ray sources (Weekes et al., 1979). The wide field of view MILAGRO (Atkins et al., 2004) and Tibet (Amenomori et al., 2005) arrays have produced a systematic survey of the VHE γ -ray sky. However, the energy threshold of the air shower arrays like MILAGRO and TIBET is rather high (in the multi-TeV band) so that only sources with spectra extending well above 1 TeV could be detected.

Contrary to the ground-based Cherenkov γ -ray telescopes, *Fermi* has a wide field-of-view and continuously surveys the whole sky on a timescale of 3.2 hr. Over the first year of operation *Fermi* has detected some 1.5×10^3 Galactic and extragalactic sources of γ -rays with energies above 1 GeV (Abdo et al., 2009). The smaller collection area of *Fermi* ($\sim 1 \text{ m}^2$, compared to $\sim 10^5 \text{ m}^2$ for the ground-based γ -ray telescopes) prevents an

extension of the all-sky monitoring with *Fermi* to the VHE γ -ray band.

However, the collection area of *Fermi* is still sufficient for detecting the brightest γ -ray sources at the energies above 100 GeV. The power of the all-sky monitoring capabilities of *Fermi* at the highest energies was clearly demonstrated by discoveries of new VHE γ -ray sources motivated by *Fermi* detections of these sources above 10 GeV (Ong, 2009, 2010). The all-sky survey capabilities of space-based γ -ray telescope EGRET at the energies above 10 GeV were used for the search of new VHE γ -ray blazars by Dingus & Bertsch (2001); Gorbunov et al. (2005) via cross-correlation of arrival directions of highest energy EGRET photons with positions of known sources.

Below we use *Fermi* data to produce a survey of extragalactic sky at the energies above 100 GeV, i.e. in the energy range accessible for the ground-based γ -ray telescopes. We find that most of the sources visible with *Fermi* at the energies above 100 GeV are known TeV blazars. The only source which has not previously been reported as a VHE γ -ray source turns out to be IC 310, which is a head-tail radio galaxy (Sijbring & de Bruyn, 1998) with possibly a BL Lac type nucleus (Rector et al., 1999).

Two radio galaxies have previously been reported to be the sources of γ -rays with energies above 100 GeV: M87 (Aharonian et al., 2005b; Albert et al., 2008; Acciari et al., 2009) and Cen A (Aharonian et al., 2009). These two sources are the two closest Fanaroff-Riley type I (FR I) radio galaxies. The FR I radio galaxies form the "parent" population of BL Lac type blazars (Urry & Padovani, 1995). They are expected to be weak VHE γ -ray emitters, because the γ -ray flux from these sources is not boosted by the relativistic Doppler effect. In this respect it is not surprising that only the two nearest FR I radio galaxies have

¹ See e.g. <http://http://tevcat.uchicago.edu/>, <http://www.mppmu.mpg.de/~rwagner/sources/>




Fig. 1. *Fermi* count maps of the sky region around the center of Perseus cluster in 1-10 GeV (left), 10-100 GeV (center) and 100-300 GeV (right) energy bands. The position of *Fermi* source 1GFL J0319.7+4130 is marked by the ellipse corresponding to the uncertainty of the source position (95% confidence level). The green circle of the radius 0.1° marks the position of additional source detected at the energies above 100 GeV. The color scale is linear, from 0 (black) to the maximal number of counts (white).

been seen in the VHE γ -ray band so far. Both Cen A and M87 are too weak to be detected at 100 GeV in the 1.5 yr exposure of *Fermi*.

IC 310 is situated in Perseus galaxy cluster at the distance of 80 Mpc, which is a factor of 22 and 5 larger than the distances of Cen A and M 87, respectively. IC 310 is, therefore, by 1-2 orders of magnitude more luminous than that of Cen A and M87. Besides, IC 310 is not classified as a FR I type radio galaxy. Instead, it is a head-tail radio galaxy (Sijbring & de Bruyn, 1998), the type of galaxies usually found in galaxy clusters. It possesses an extended "tail" of the angular size $\sim 15'$ aligned along the direction connecting the center of Perseus cluster and the galaxy. This tail is believed to be produced as a result of the fast motion of the galaxy through the intracluster medium (Sarazin, 1988). The detection of IC 310 in the VHE band looks less surprising if the hypothesis that the source hosts a low-luminosity BL Lac is adopted (Rector et al., 1999). In this case the mechanisms of VHE γ -ray emission from the source could be the same as in the majority of extragalactic VHE γ -ray sources.

Survey of extragalactic sky above 100 GeV with Fermi. We used the data of Large Area Telescope (LAT) on board the *Fermi* satellite to generate an all-sky map of arrival directions of γ -rays with energies above 100 GeV. The entire list of photons detected by *Fermi* in this energy range included 4145 events, collected over the period from 2008 August 4 till 2010 February 14. A substantial fraction of the events is produced by emission from diffuse and point sources along the plane of the Galaxy. In our analysis of extragalactic sources we exclude the region $|b| < 10^\circ$ from the point source search. This leaves 2603 photons available for the analysis.

To identify significant point sources we first selected clusters of three and more events within circles of the radius 0.1° , corresponding to the 68% containment radius of the LAT point spread function at energies above 100 GeV². For each cluster we calculated the probability to find the observed number of events within the angular resolution circle by chance. To do this, we calculated the overall number N_{10} of events within a circle of 10 degrees radius around the cluster. The chance probability

	Name	RA	DEC	$K_{0.1}$	$K_{0.2}$	$P_{100-300}$
1	3C 66A	35.67	43.06	4	5	$< 5 \times 10^{-7}$
2	IC 310	49.14	41.30	3	3	6×10^{-6}
3	1ES 0502+675	77.15	67.61	3	3	7×10^{-6}
4	Mrk 421	166.11	38.20	20	24	$< 5 \times 10^{-7}$
5	PG 1553+113	238.90	11.24	3	5	$< 5 \times 10^{-7}$
6	Mrk 501	253.49	39.77	10	10	$< 5 \times 10^{-7}$
7	PKS 2005-489	302.37	-48.85	4	4	$< 5 \times 10^{-7}$
8	PKS 2155-304	329.74	-30.23	8	9	$< 5 \times 10^{-7}$

Table 1. Catalog of γ -ray sources detected by LAT at energies above 100 GeV at $|b| > 10^\circ$.

ity to find a second event within a 0.1° around the first event is $p = (1 - \cos(0.1^\circ)) / (1 - \cos(10^\circ)) \approx 10^{-4}$. The chance probability to find a cluster of at least $K_{0.1}$ events within a circle of the radius 0.1° is then $P(N_{10}, K_{0.1}) = \sum_{k=K_{0.1}}^{\infty} p^k (N_{10} - 1)! / (N_{10} - k - 1)! k!$

The chance probability $P_{100-300}$ of finding clusters of $K_{0.1} \geq 3$ events in the 100-300 GeV energy band is less than 10^{-5} everywhere in the extragalactic sky. The list of $K_{0.1} \geq 3$ excesses found at Galactic latitudes $|b| > 10^\circ$ is given in Table 1. In the same table we also give the number of γ -rays within the circle of the radius 0.2° , which corresponds to the 95% containment radius of LAT PSF above 100 GeV. In principle, the estimate of the chance probability of finding a cluster of ≥ 3 photons in the background events could be improved if known *Fermi* sources are removed from the background. However, the only $< 10^2$ photons with energies above 100 GeV could be associated to the known *Fermi* sources (Neronov et al., 2010), which means that the correction introduced by "masking" the known sources in the background estimates would be small.

All but one detected clusters of $K_{0.1} \geq 3$ events listed in Table 1 could be identified with the known TeV blazars. The only source that does not belong to the blazar class and was not previously detected in the VHE energy band is the source #2 at $RA = 49.14 \pm 0.08$, $DEC = 41.30 \pm 0.06$.

VHE γ -ray emission from IC 310. The excess at the position of source #2 has three photons at energies above 100 GeV. The chance probability that such an excess is due to a chance coincidence is ruled out with probability $(1 - P_{100-300}) \approx 99.9994\%$,

² http://www-glast.slac.stanford.edu/software/IS/glast_lat_performance.htm

which corresponds to a 4.5σ significance of the source detection above 100 GeV.

Fermi images of the sky region around source #2 are shown in Fig. 1. The new source is situated approximately 0.6° to the southwest from the bright *Fermi* source 1FGL J0319.7+4130, which is identified with the radio galaxy NGC 1275 in the center of Perseus galaxy cluster. The spectrum of the new source is harder than the spectrum of NGC 1275, so that emission from NGC 1275 dominates in the 1-10 GeV energy band, while emission from the new source dominates the signal above 100 GeV.

At energies above 30 GeV, 95% of events from a point source are contained in a circle of the radius 0.3° . This means that events from the bright source 1FGL J0319.7+4130 do not affect the signal from the newly detected source 0.6° away. Taking this into account, we included events with energies above 30 GeV in the analysis. We found two more events from the source within the 0.1° search circle in the 30-100 GeV band. To calculate the probability P_{30-100} of finding two additional events at the source position one can use modification of the expression for the 100-300 GeV band with a substitution $K_{0.1} - 1 \rightarrow K_{0.1}$ and $N_{10} - 1 \rightarrow N_{10}$. Doing this we find $P_{30-100} = 1.1 \times 10^{-4}$. The probability to find ≥ 2 additional photons in the 30-100 GeV to a cluster of ≥ 3 photons in the 100-300 GeV band is $P_{100-300}P_{30-100} \simeq 6.6 \times 10^{-10}$ (which corresponds to 6σ for Gaussian statistics). Equivalently, the combined probability to find a 3.9 and 4.5σ excess in the two bands is $\simeq 2 \times 10^{-8}$, which corresponds to the significance of source detection at the level of 5.6σ (integrating the probability density outside constant likelihood contour for Gaussian statistics).

In order to verify the detection of the source with *Fermi*, we performed a standard *Fermi* analysis³ for the sky region containing IC 310. In this analysis we used photons with energies between 10 GeV and 300 GeV, collected from a circular area with a radius of 5 degrees around the position of IC 310. We included all sources mentioned in the *Fermi* first year catalog (Abdo et al., 2009) for this region of the sky. All the sources had freely varying normalizations and spectral indices. We assumed that the spectra of all the sources included in the likelihood analysis had power-law shape.

The likelihood analysis has resulted in the detection of IC 310 with the Test Statistic (TS) (Mattox et al., 1996) value of 53, which corresponds to approximately 7σ source detection significance and is compatible with the 6σ source detection significance found from the direct photon counting above 30 GeV. Figure 2 shows the map of TS values generated with *gtlike* tool by varying the position of the source on the grid of 12 by 12 positions with a 0.1 degree step. The uncertainty of the source position found from the TS map is also compatible with the one found from the direct photon counting.

Figure 3 shows a comparison of the *Fermi* image above 100 GeV with the images of the same region of the sky in X-ray (*ROSAT* all sky survey⁴) and radio (WENSS survey (Rengelink et al., 1997)) bands obtained through the SkyView interface⁵. The radio and X-ray source at the position of the new γ -ray source is the galaxy IC 310, which is a part of Perseus cluster. There are no other bright radio or X-ray sources within the 0.1° degree circle around the position of the γ -ray source. This provides an unambiguous identification of the source with IC 310.

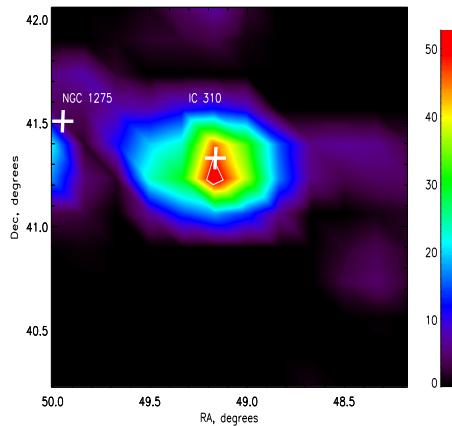


Fig. 2. Map of the TS values for an additional source near NGC 1275 at energies above 10 GeV. The white contour corresponds to the 95% uncertainty of the source position.

In order to estimate the flux from the source in the 30-300 GeV energy range, we calculated the exposure of *Fermi/LAT* in the direction of the source in this energy band with the *gtexposure* tool. Collecting the photons from the 95% containment circles of the energy-dependent point spread function for the front and back-converted photons (Abdo et al., 2009a), we find the estimates of the source flux in two energy bins, 30-100 GeV and 100-300 GeV are $F_{30-100} = 2.3^{+2.3}_{-1.2} \times 10^{-11}$ erg/(cm²s) and $F_{100-300} = 1.4^{+1.1}_{-0.6} \times 10^{-11}$ erg/(cm²s), respectively. These estimates are shown in Fig. 4 together with the multiwavelength data on IC 310 collected from the NASA Extragalactic Database⁶.

At energies below 30 GeV, the signal from NGC 1275 could give a non-zero number of photons at the position of the new source. In order to estimate the background at the source position we adopted the following procedure. We have chosen three "background" circular regions of the radius 0.3° situated at the same angular distance from NGC 1275 as the new source, but at the position angles 90° , 180° and 270° , with respect to the direction from NGC 1275 toward the new source. The signal of NGC 1275 should give approximately the same number of counts in the three "background" regions and in the "source" region, which we choose to be a circle of the radius 0.3° around the source position. We found that the signal in the source circle is compatible at $\leq 3\sigma$ level with the signal in the background regions in the energy bins 1-3 GeV, 3-10 GeV and 10-30 GeV, see Fig. 4.

Discussion. Known VHE γ -ray loud Active Galactic Nuclei (AGN) are divided into several classes. Most of the sources are BL Lacs, which are relativistically beamed versions of Fanaroff-Riley type I radio galaxies. Two of the detected sources are the nearest FR I radio galaxies themselves (M87 and Cen A). One source, 3C 279, belongs to the Flat Spectrum Radio Quasar (FSRQ) class. Unless IC 310 proves to be a weak BL Lac type object, the detection of VHE γ -ray emission from a head-tail radio galaxy provides a new class of extragalactic VHE γ -ray sources. If the interpretation of the source as a weak BL Lac (Rector et al., 1999) is adopted, the source still has unusual properties due to its unusual for BL Lacs radio morphology and host galaxy (lenticular, instead of a giant elliptical) (Nilson, 1973).

In FR I radio galaxies and BL Lacs the VHE γ -ray emission is most probably produced in the innermost part of the jet that is

³ <http://fermi.gsfc.nasa.gov/ssc/data/analysis/scitools/>

⁴ <http://www.xray.mpe.mpg.de/cgi-bin/rosat/rosat-survey>

⁵ <http://skyview.gsfc.nasa.gov/>

⁶ <http://nedwww.ipac.caltech.edu/>




Fig. 3. Image of Perseus galaxy cluster in radio band from WENSS sky survey (left), in the X-ray band from the *ROSAT* all sky survey (middle) and the *Fermi* image in the 100-300 GeV energy band (right). The green contours on the right panel correspond to the radio image from the left panel.

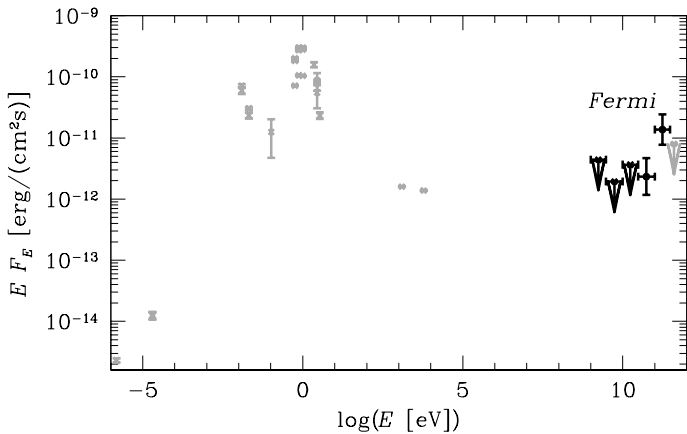


Fig. 4. Spectral energy distribution of IC 310. Grey points are taken from NED. Black points are *Fermi* measurements.

ejected by the supermassive black hole. For IC 310, it is not clear a priori if the γ -ray emission is powered by the same mechanism. An alternative possibility is that γ -rays are produced at the bow shock formed in interaction of relativistic outflow from the fast moving galaxy with the intracluster medium. In this respect, the IC 310 – Perseus cluster system might be similar to a much smaller scale PSR B1259-63 system, in which γ -ray emission is produced at the bow shock formed in interaction of relativistic outflow from a pulsar moving through a dense wind of a companion star (Tavani & Arons, 1997).

Angular resolution of γ -ray telescopes is only marginally sufficient to resolve the bow shock surface in the IC 310 – Perseus cluster system. The angular length of the “tail” of the bow shock visible in the radio band is $\sim 15'$. The uncertainty of the *Fermi* source position is $\sim 4'$, which is smaller than the length of the tail. The *Fermi* data indicate that most of the γ -ray emission is produced in the “head” part of the source (see Fig. 3). At the same time, the *Fermi* angular resolution is not sufficient to distinguish between emission from the “head” of the bow shock and the emission from the base of the jet near the supermassive black hole, which powers the source activity.

The crucial test, which would allow to distinguish between the two mechanisms would be the (non) detection of variability of γ -ray emission from the source. Indeed, in the BL Lac type

models the γ -ray emission is expected to be variable at different timescales, down to the timescale of light-crossing of the central supermassive black hole. On the other hand, if the observed γ -ray emission is produced at the bow-shaped contract surface between the AGN outflow and the intracluster medium, the γ -ray source has \sim kpc scale size. This means that the γ -ray emission could not be variable on timescales much shorter than $\sim 10^3$ yr.

Variability of the γ -ray signal from IC 310 could not be studied with *Fermi*, which has detected only five γ -rays from the source at energies above 30 GeV. We verified that the five detected events did not come within a narrow time window, which would indicate the possibility of a strong flare from the source.

The presence or absence of variability of the VHE γ -ray emission from IC 310 could be readily verified in observations with ground based γ -ray telescopes. A previous observation of the region around Perseus cluster with Whipple telescope has resulted in an upper limit one the source flux (Perkins et al., 2006). However, this upper limit is comparable to the *Fermi* measurement of the source flux, so that no conclusion about the presence or absence of long-term variability of the source could be drawn from the comparison of Whipple and *Fermi* observations. It is clear that observations of the source with the new generation of ground-based γ -ray telescopes VERITAS or MAGIC (the source is in the northern hemisphere, not easily accessible for HESS) would give much higher signal statistic at energies above 100 GeV, so that the hypothesis of the flux variability could be easily tested⁷.

From Fig. 3 is immediately clear that not every head-tail radio galaxy in the Perseus cluster emits in the VHE γ -ray band at the *Fermi* sensitivity level. The image of the cluster, shown in this figure, includes another prototypical head-tail galaxy, NGC 1265. This source is clearly identified in the radio band, but, contrary to IC 310, does not show significant X-ray and VHE γ -ray emission. A comparison of the physical parameters of IC 310 and NGC 1265 (e.g. velocity through the intracluster medium, overall power of relativistic outflow etc.) could help to clarify the conditions under which particle acceleration and VHE γ -ray emission in this type of sources occurs.

⁷ Following the discovery of the source above 100 GeV with *Fermi*, the detection in the same energy band was confirmed by the MAGIC telescope (Mariotti, 2010).

Acknowledgements. This work was supported by the Swiss National Science Foundation grant PP00P2_123426/1. We thank L.Foschini for discussions of the subject.

References

- Abdo A.A., et al., 2010, *Ap.J.Supp.*, 188, 405
A. A. Abdo *et al.*, 2009, *Astropart. Phys.* 32, 193
Acciari V.A., et al., 2009, *Science*, 325, 444
Aharonian F.A. et al., 2005, *Science*, 307, 1938
Aharonian F.A., et al., 2005, *Science*, 314, 1424
Aharonian F.A. et al., 2006, *Ap.J.*, 636, 777
Aharonian F.A., et al., 2009, *Ap.J.*, 695, L40
Albert J., et al., 2008, 685, L23
Amenomori, M., *Ap.J.*, 633, 1005
Atkins R. et al., 2004, *Ap.J.*, 608, 680
Dingus B, Bertsch D.L., 2001, *AIP Conf. Proceedings*, 587, 251
Gorbunov D.S. et al., 2005, *MNRAS*, 362, L30
Mariotti M., 2010, *ATEL* 2510.
Neronov A., Semikoz D.V., Vovk Ie., 2010, *arXiv:1004.3767*.
Nilson P., 1973, *Uppsala General Catalogue of Galaxies, Acta Universitatis Upsalienis*
Ong. R., 2009, *ATEL*, 2260
Ong R., 2010, *ATEL*, 2486
Mattox J.R., et al., 1996, *Ap.J.*, 461, 396
Perkins J.S., et al., 2006, *Ap.J.*, 644, 148
Rector T.A., Stocke J.T., Perlman E.S., 1999, *Ap.J.*, 516, 145
Rengelink R.B. et al., 1997, *A&AS*, 124, 259
Sarazin C.L., 1988, *X-ray emission from clusters of galaxies*, Cambridge Univ. Press
Sijbring, D., & de Bruyn, A. G., 1998, *A&A*, 331, 901
Tavani M., Arons J., 1997, *Ap.J.*, 477, 439
Urry C.M., Padovani P., 1995, *PASP*, 107, 803
Weekes T. C., Helmken H. F., L'Heureux J., 1979, *Proc. of ICRC-16 Tokyo*, 126