

**Dirac four-potential tunings-based quantum transistor utilizing the Lorentz force**Agung Trisetyarso<sup>1, a)</sup>*School of Applied Physics and Physico-Informatics, Keio University,**Yagami Campus**3-14-1 Hiyoshi, Kohoku-ku, Yokohama-shi, Kanagawa-ken 223-8522,**Japan*

(Dated: 27 October 2019)

We propose a mathematical model of *quantum* transistor in which working under the tuning of Dirac potential in the complex four-vector form. The transistor consists of  $n$ -relativistic charge qubits moving in *classical* external electromagnetic fields. It is shown that the tuning of the direction of the external electromagnetic fields generates perturbation on the potential temporally and spatially, determining the type of quantum gates. The theory underlying of this scheme is on the proposal of the intertwining operator for Darboux transformations on one-dimensional Dirac equation amalgamating the *vector-quantum gates duality* of Pauli matrices. The quantum gates are mathematically constructed by *target*-operator acting on the each qubit and *{control, cyclic}*-operators attached on the coupling between one-qubit quantum gate.

PACS numbers: 03.67.Lx, 03.67.Ac, 03.65.-w, 03.65.Pm

---

<sup>a)</sup>Electronic mail: trisetyarso07@a8.keio.jp

## I. INTRODUCTION

There is an assertion that the classical electromagnetic fields can be used to control the quantum behavior<sup>1,2</sup>. It has the justification from recent experimental works showing that the classical fields can be used to excite the population of atom<sup>3</sup> or to extremely accelerate the neutral atoms<sup>4</sup>. In this paper, we show that the generation of quantum gates is necessary due to the presence of classical electromagnetic fields on a moving  $n$ -relativistic charge quantum bits. The proposal leads to the possibility to open the definition of *quantum* transistor since the generation of quantum gate is related to the certain potential difference.

The potential difference is playing crucial role in the classical information theory<sup>5</sup>. To generate the classical bits in a transistor, the potential should be tuned by step functions determining the conductivity of the gate in transistor: if the potential exceeds threshold voltage, the transistor in conductive state meaning generates "ON" state, while if it is less than the threshold voltage, the transistor is in non-conductive state representing "OFF" state. Conventionally, these two states are implemented by *constant* functions. Here, we present that the notion of Dirac four-potential can be exploited to emerge the concept of quantum transistor: a device used to generate quantum gates due to the presence of electromagnetic fields on the relativistic charge qubit in which the perturbation is represented by Lorentz force on the Dirac Hamiltonian. Contrarily with the classical transistor, the proposed quantum transistor has dependencies of the space-time structures in the Dirac potential.

Following the Moore's Law, the present efforts attempt to minimize the size and increase the capabilities of transistor. However, the physical complexities, for instance, the quantum effects such as Kondo effect<sup>6</sup> and quantum interference<sup>7</sup>, are increasing due to the considerations. Several theoretical and experimental frontier efforts have been proposed, in addition to single-photon transistor<sup>8</sup> and single-molecule optical transistor<sup>8</sup>, nevertheless it is still unclear the science and technology of a transistor accomplishing quantum computation<sup>9</sup>.

The strength of quantum computation for solving problem of computation have been known in the recent years<sup>10</sup>. Recently, there are several attempts to establish an appropriate theory to encode qubit and to implement quantum computation in realistic physical systems along with measurement-based quantum computer<sup>11</sup>, adiabatic quantum computer<sup>12</sup> and Heissenberg interaction<sup>13,14</sup>. For instance, universal gate set for quantum computation can

be accomplished due to exchange interaction (so-called *Heissenberg interaction*) in quantum dot of Schrödinger potential. However, the theory of how to implement it into the physical system involving the concept of quantum transistor considering *the relativistic effect* is still poorly comprehended. To date, we only find that only Ref.<sup>15</sup> is related to the quantum transistor in which can potentially implement quantum computation operation for one qubit.

Recent works on quantum computation are constructed based upon Schrödinger Hamiltonian at which the potential is scalar. Thus, the perturbations of the potential due to the presence of external forces, such as Zeeman and Stark effects, are expressed in the scalar form. Lately, there is a resurgence of interest, so-called supersymmetry quantum mechanics, to solve the problem in quantum mechanics in the one-dimensional Dirac equation as though in ion trapped<sup>16</sup> and cavity quantum electrodynamics<sup>2</sup>. In this scheme, the Dirac potential is a complex four-vector in which the bases represented in Pauli matrices. Therefore, the perturbation under this scheme is also represented in a vector. Specifically, we are interested to study a Dirac equation possessing its potential in the Lorentz force form as following

$$(-i\gamma^\mu \partial_\mu + \overbrace{q(\vec{E} + \vec{v} \times \vec{B})}^{\text{Dirac potential}})\psi = \varepsilon\psi. \quad (1)$$

Since the study of quantum computation under the Dirac Hamiltonian is still poorly understood, here we propose the novel technique of the generation of quantum gates by Dirac potential switching.

In this paper, as depicted in the figure (1), we show how to generate the elementary quantum gates by the tunings of the quantum transistor potential. To do so, the transistor is mathematically expressed by a Dirac Hamiltonian and the tunings are done by varying the operator input, initial potential, and potential differences. Mathematical properties underlying this scheme is given in Section (II). The tunings cause perturbation over spatial and temporal regimes of Dirac potential bloch sphere. Consequently, the generation of unitary gates can be performed by controlling the potential differences. This can be done by transforming the Dirac potential covariantly. The exposition about this is provided in Section (III).

We outline several new results of this paper: *first*, *n*-relativistic charge qubits moving in the external electromagnetic fields can be exploited for the generation of quantum logic gates. Mathematically, the quantum system is represented by a Dirac equation in which its potential is a Lorentz force in a complex four-vector form and the perturbation obeys

Darboux transformation. *Second*, our method suggests a new paradigm of quantum gates: the mathematical expression for perturbing any qubit in the system and the coupling between two gates are well-defined.  $\{\sigma_{co}^{\pm}\}$  is the coupling operator for controlling a qubit,  $\{\sigma_{cy}^{\pm}\}$  is the operator for cyclely transforming a qubit, and  $\alpha\sigma_0 + (V(t) - \beta(t))\mathbf{U}_i$  is the operator for the target qubit. Moreover, the new type of quantum gates are proposed : **U-Cyclic** gate which can transform the qubits cyclely.

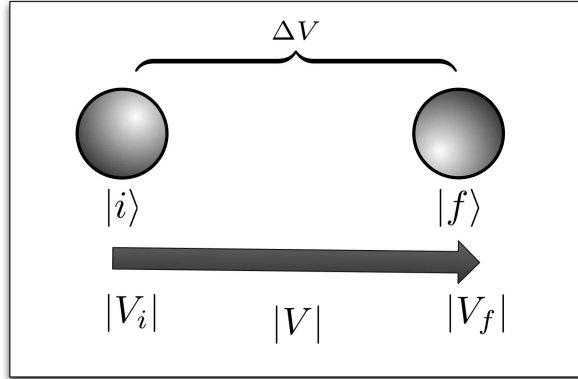


FIG. 1: The proposal of voltage bias of one-qubit quantum gate generation. The figure shows the motivation of this paper which is to propose a novel technique of quantum computation transforming the qubits  $|initial\rangle \rightarrow |final\rangle$  by tuning the Hamiltonian potential  $V \rightarrow V + \Delta V$  in which the  $V$  is a complex four-vector. The transformation is performed by BBS-Darboux transformation changing  $\{V, |initial\rangle\} \rightarrow \{V + \Delta V, |final\rangle\}$ .

## II. MATHEMATICAL PROPERTIES

Conventionally, the perturbation theory of a quantum system is described by the approximation methods on Schrödinger equation<sup>17</sup>. In this work, we propose that Darboux transformations on one-dimensional Dirac equations can be used to describe the theory. Moreover, it is assumed that the time is not absolute meaning the four-vector is considered. The manifestation of time relativity is by considering Dirac four-potential, as introduced in this Section.

This section consists of three subsections: first, the subsection (II A) describes the current problem of so-called the *vector-quantum gate duality* of Pauli matrices. *Second*, the

subsection (IIB) provides the mathematical foundations of the quantum transistor for one qubit. *Third*, the subsection (IIC) concerns about the mathematical tools for coupling of two quantum gates.

### A. Vector-quantum gates duality of Pauli matrices

In this subsection, the *duality* of vector and quantum gate of Pauli matrices is discussed. As widely known, the Pauli matrices,  $\{\sigma_i|i = 0, 1, 2, 3\}$ , are the elementary quantum gates in the field of quantum computation<sup>10</sup>. Every quantum gates for one qubit operations can be decomposed into the superposition of Pauli matrices as following

$$\mathbf{U}(g) = \sum_{i=0}^3 a_i \sigma_i, \quad (2)$$

where  $\mathbf{U}(g)=\{g| \text{Identity, Hadamard, Pauli-}\{X, Y, Z\}, \text{Phase, } \frac{\pi}{8}\}$  is a unitary matrix,  $a_i$  is a coefficient of  $\sigma_i$ .

On the other side, Pauli matrices can be used as resources for bases of a vector as mentioned in Ref.<sup>18-20</sup>. The work in this paper follows the conventions as mentioned in Ref.<sup>20</sup> considering the simplicity and the concept is easily understood for wider audiences. The so-called *complex-four vector* is a vector composed by Pauli matrices as the basis vector

$$\vec{v} = \sum_{i=0}^3 v_i \sigma_i, \quad (3)$$

where  $v_i$  is the coefficient and  $\sigma_i$  is the basis vector. The basis of complex four-vector,  $\{\sigma_0, \sigma_1, \sigma_2, \sigma_3\}$ , obey the exterior algebra<sup>21</sup>

$$\sigma_\kappa \wedge \sigma_\kappa = \sigma_0 \quad (4a)$$

$$\sigma_\kappa \wedge \sigma_\gamma = -\sigma_\gamma \wedge \sigma_\kappa, \quad (4b)$$

for  $\{\kappa, \gamma\} = 1, 2$ , and 3, since the basis can be divided into the scalar part,  $\{\sigma_0\}$ , and the vector part,  $\{\sigma_1, \sigma_2, \sigma_3\}$ .

The vector conjugate is

$$(\vec{v})^* = v_0 \sigma_0 - \sum_{i=1}^3 v_i \sigma_i, \quad (5)$$

therefore the Lorentz-scalar product easily reads

$$\vec{v} \cdot (\vec{v})^* = v^\mu g_{\mu\nu} v^\nu = (v_0)^2 - \sum_{i=1}^3 (v_i)^2, \quad (6)$$

where  $g_{\mu\nu}$  is a Minkowski tensor. The algebraic product of two complex-four vectors is

$$\vec{a} \cdot (\vec{b})^* = a^\mu g_{\mu\nu} b^\nu \sigma_0 + ((a_\gamma b_0 - b_\gamma a_0) - i\varepsilon_{\alpha\beta\gamma} a_\alpha b_\beta) \sigma_\gamma, \quad (7)$$

where  $\varepsilon_{\alpha\beta\gamma}$  is Levi-Civita permutation symbol.

The equation (7) has remarkable features: if the two vectors have same directions, the result is a scalar (or in the direction of  $\sigma_0$ ); while, if they have different directions, the result is a complex-four vector. Our model shows that one vector represents the physical system and another one represents the perturbation from environment, thus the equation (7) expresses the interaction between the physical system and environment. The outcomes of the interaction can result a scalar; it may be related to the perturbation due to the presence of Zeeman or Stark effect. Otherwise, it produces a vector, such as found if the perturbation is Lorentz force.

In order to circumvent this discrepancy, we argue that the type of quantum gates in the equation (2) is related to the direction of basis vector in the equation (3). The correspondence can be emerged in the presence of the Lorentz force on the qubits. The observation of these aspects is provided in the following sections.

## B. Darboux transformations on quantum state and Dirac four-potential

This subsection provides the introduction of Bagrov, Baldiotti, Gitman, and Shamshutdinova (BBGS)- Darboux transformations<sup>2,22</sup>. Here, we modify the transformation by substituting  $\sigma_i$  by an unitary matrix,  $\mathbf{U}_i$ , where for one qubit,  $\mathbf{U}_i \in \{\mathbf{U}_0 = \text{Identity gate}, \mathbf{U}_{\{1,2,3\}} = \text{Pauli-}\{X, Y, \text{ and } Z\} \text{ gates}, \mathbf{U}_4 = \text{Hadamard gate}, \text{ and } \mathbf{U}_5 = \text{Phase shift gates}\}$ .

The action of  $\mathcal{D}(\mathbf{U}_i)$  on a set of potential and state of a Hamiltonian is defined by  $\mathcal{D}(\mathbf{U}_i)[N] \{V, \Psi\} = \{V[N], \Psi[N]\}$  transforming the old Hamiltonian  $\hat{h}(V)\Psi = \varepsilon_0\Psi \rightarrow \hat{h}(V[1])\Psi[1] = \varepsilon_1\Psi[1] \rightarrow \dots \rightarrow \hat{h}(V[N])\Psi[N] = \varepsilon_N\Psi[N]$ . In the context of quantum physics, it is possible to explain the perturbation phenomena of a quantum system due to the presence of classical effects using Darboux transformations: the action Darboux transformations

on a quantum system represented by a set of potential and state,  $\{V, \Psi\}$ , cause a new set of potential and state of the system,  $\{V + \Delta V, \Psi + \Delta \Psi\}$ .

By assuming that time is relative, we also modify the Dirac potential this paper: it consists of temporal and spatial terms, thus it is called *Dirac four-potential*. The temporal term is called *scalar Dirac potential* and the spatial terms are *vector Dirac potentials*. Therefore, it is mathematically defined by  $V_N(t) = \sum_{j=0}^3 \sigma_j (f_N(t))_j$ . This is a complex four-vector, as defined in the equation (3), in Minkowskian Bloch sphere and its magnitude is  $|V_N(t)| = \eta^{jl} (f_N(t))_j (f_N(t))_l$ , where  $\eta^{jl}$  is the metric tensor.

Because the Dirac four-potential is a complex four-vector and has 4-dimensions, the perturbation also follows to the exterior product or generalized cross product for arbitrary dimensions, instead of dot product. It means that the Dirac potential perturbation has not only magnitude, but also direction, which is quiet different with perturbation in Schrödinger potential consisting the magnitude only. The consequences of this chosen are shown in the next section.

One can consider to use the *generalized* Pauli-Dirac matrices,  $\widehat{\theta}_j = \{\widehat{\sigma}_j, \widehat{\gamma}_j, \widehat{\pi}_j, \widehat{\rho}_j, \dots\}$ , where the overbraces denote the dimensions of the matrix, as given in Ref.<sup>23</sup>, if the space-time dimensions are higher than 4 and also to expand the Dirac equation operating on  $n$ -qubits.

Therefore, a *modified* Dirac equation representing from one qubit,  $|(\{0, 1\}^1)\rangle$ , to  $n$ -qubits,

$|(\{0, 1\}^n)\rangle$ , is

$$\begin{aligned}
& (-i\sigma^\mu\partial_\mu + \overbrace{\sum_{l=0}^3 f_l\sigma_l}^V)|(\{0, 1\}^1)\rangle = \varepsilon|(\{0, 1\}^1)\rangle \\
& \quad \downarrow \qquad \qquad \qquad \downarrow \\
& (-i\gamma^\mu\partial_\mu + \overbrace{\sum_{l=0}^3 f_l\gamma_l}^V)|(\{0, 1\}^2)\rangle = \varepsilon|(\{0, 1\}^2)\rangle \\
& \quad \downarrow \qquad \qquad \qquad \downarrow \\
& (-i\pi^\mu\partial_\mu + \overbrace{\sum_{l=0}^3 f_l\pi_l}^V)|(\{0, 1\}^3)\rangle = \varepsilon|(\{0, 1\}^3)\rangle \tag{8} \\
& \quad \downarrow \qquad \qquad \qquad \downarrow \\
& (-i\rho^\mu\partial_\mu + \overbrace{\sum_{l=0}^3 f_l\rho_l}^V)|(\{0, 1\}^4)\rangle = \varepsilon|(\{0, 1\}^4)\rangle \\
& \quad \downarrow \qquad \qquad \qquad \downarrow \\
& \quad \dots \qquad \qquad \qquad \dots \\
& (-i\theta^\mu\partial_\mu + \overbrace{\sum_{l=0}^3 f_l\theta_l}^V)|(\{0, 1\}^n)\rangle = \varepsilon|(\{0, 1\}^n)\rangle
\end{aligned}$$

Due to the perturbation, its change the potential  $V_0(t) = \sum_j \sigma_j(f_0(t))_j \rightarrow V_1(t) = \sum_j \sigma_j(f_1(t))_j \rightarrow \dots \rightarrow V_N(t) = \sum_j \sigma_j(f_N(t))_j$  obeying the intertwining operation

$$\hat{\mathcal{L}}(\theta_i)\hat{h}(V_0) = \hat{h}(V_1)\hat{\mathcal{L}}(\theta_i) \rightarrow \hat{\mathcal{L}}(\theta_i)\hat{h}(V_1) = \hat{h}(V_2)\hat{\mathcal{L}}(\theta_i) \rightarrow \dots \rightarrow \hat{\mathcal{L}}(\theta_i)\hat{h}(V_{N-1}) = \hat{h}(V_N)\hat{\mathcal{L}}(\theta_i). \tag{9}$$

These also lead the *linear* transformation of state<sup>22</sup>, for one qubit,  $\Psi \rightarrow \Psi[1] = \hat{\mathcal{L}}[1](\mathbf{U}_i)\Psi \rightarrow \Psi[1] = \hat{\mathcal{L}}[2](\mathbf{U}_i)\Psi[1] \rightarrow \dots \rightarrow \Psi[N] = \hat{\mathcal{L}}[N](\mathbf{U}_i)\Psi[N-1]$ , where the intertwining operator is

$$\hat{\mathcal{L}}[N](\mathbf{U}_i) = \frac{d}{dt} + \hat{\mathcal{B}}(\mathbf{U}_i), \tag{10}$$

where

$$\hat{\mathcal{B}}(\mathbf{U}_i) = \alpha_i(t)\sigma_0 + (V_{N-1}(t) - \beta_i(t))\mathbf{U}_i. \tag{11}$$

It is clear that the terms  $\{\alpha_i, \beta_i\}$  represent the perturbation terms. To conclude about this



method, in other words, the change of Dirac *potential* under BBGS-Darboux transformation obeys *intertwining operations*, while the change of *state* follows *linear transformations*<sup>24</sup>.

### C. Control and cyclic operators

In this subsection, we introduce the two operators which will be extensively used in constructing quantum circuit. These operators satisfy idempotent operation,  $\mathcal{A}^2 = \mathcal{A}$ . *First, control operators*,  $\{\sigma_{(0,3)}^{(\pm)} = \sigma_{(co)}^{(\pm)} = \frac{\sigma_0 \pm \sigma_3}{2}\}$ . *Second, cyclic operators*,  $\{\sigma_{(1,2)}^{(\pm)} = \sigma_{(cy)}^{(\pm)} = \frac{\sigma_1 \pm i\sigma_2}{2}\}$ , which are widely known as matrix representations of the raising and lowering operators<sup>17</sup>. Let us define:

$$\mathcal{A} \bigoplus_{co\{\pm\}} \mathcal{B} = \sigma_{(co)}^{(+)} \otimes \mathcal{A} + \sigma_{(co)}^{(-)} \otimes \mathcal{B}, \quad (12a)$$

$$\mathcal{A} \bigoplus_{cy\{\pm\}} \mathcal{B} = \mathcal{A} \otimes \sigma_{(cy)}^{(+)} + \mathcal{B} \otimes \sigma_{(cy)}^{(-)}. \quad (12b)$$

It is shown below that these formalisms can reduce a lot of space to write multiqubit operations. From these operators, one can obtain the following gates for two qubits:

$$\begin{aligned} 1. \text{ SWAP-gate} &= \sigma_{(co)}^{(+)} \otimes \sigma_{(co)}^{(+)} + \sigma_{(co)}^{(-)} \otimes \sigma_{(co)}^{(-)} + \sigma_{(cy)}^{(+)} \otimes \sigma_{(cy)}^{(-)} + \sigma_{(cy)}^{(-)} \otimes \sigma_{(cy)}^{(+)} \\ &= \sigma_{(co)}^{(+)} \bigoplus_{co\{\pm\}} \sigma_{(co)}^{(-)} + \sigma_{(cy)}^{(-)} \bigoplus_{cy\{\pm\}} \sigma_{(cy)}^{(+)} \\ &= \begin{pmatrix} 1 & 0 & 0 & 0 \\ 0 & 0 & 1 & 0 \\ 0 & 1 & 0 & 0 \\ 0 & 0 & 0 & 1 \end{pmatrix}. \end{aligned}$$

$$\begin{aligned} 2. \text{ Bell state generation-gate} &= \sigma_{(co)}^{(+)} \otimes \sigma_{(co)}^{(+)} + \sigma_{(co)}^{(-)} \otimes \sigma_{(co)}^{(-)} + \sigma_{(cy)}^{(+)} \otimes \sigma_{(cy)}^{(+)} + \sigma_{(cy)}^{(-)} \otimes \sigma_{(cy)}^{(-)} \\ &= \sigma_{(co)}^{(+)} \bigoplus_{co\{\pm\}} \sigma_{(co)}^{(-)} + \sigma_{(cy)}^{(+)} \bigoplus_{cy\{\pm\}} \sigma_{(cy)}^{(-)} \\ &= \begin{pmatrix} 1 & 0 & 0 & 1 \\ 0 & 0 & 0 & 0 \\ 0 & 0 & 0 & 0 \\ 1 & 0 & 0 & 1 \end{pmatrix}. \end{aligned}$$

We name this gate by **Bell state generation-gate**, because it transforms  $|ab\rangle \rightarrow \neg(a \oplus b)(|00\rangle + |11\rangle)$ .

$$\begin{aligned}
3. \text{ Full SWAP-gate} &= \sigma_{(cy)}^{(+)} \otimes \sigma_{(cy)}^{(+)} + \sigma_{(cy)}^{(-)} \otimes \sigma_{(cy)}^{(-)} + \sigma_{(co)}^{(+)} \otimes \sigma_{(co)}^{(-)} + \sigma_{(co)}^{(-)} \otimes \sigma_{(co)}^{(+)} \\
&= \sigma_{(co)}^{(-)} \bigoplus_{co\{\pm\}} \sigma_{(co)}^{(+)} + \sigma_{(cy)}^{(+)} \bigoplus_{cy\{\pm\}} \sigma_{(cy)}^{(-)} \\
&= \begin{pmatrix} 0 & 0 & 0 & 1 \\ 0 & 1 & 0 & 0 \\ 0 & 0 & 1 & 0 \\ 1 & 0 & 0 & 0 \end{pmatrix}.
\end{aligned}$$

It is named by **Full SWAP-gate**, because it transforms  $|00\rangle \leftrightarrow |11\rangle$  and  $|01\rangle \leftrightarrow |10\rangle$ .

Let us consider the use of *control*- and *cyclic*-operators for constructing the quantum gates.

1.

$$\begin{aligned}
\text{Controlled-U gate} &= \sigma_{(co)}^{(+)} \otimes \sigma_0 + \sigma_{(co)}^{(-)} \otimes \mathbf{U}_i \\
&= \sigma_0 \bigoplus_{co\{\pm\}} \mathbf{U}_i.
\end{aligned} \tag{13}$$

$$= \left( \begin{array}{cc|cc} 1 & 0 & 0 & 0 \\ 0 & 1 & 0 & 0 \\ \hline 0 & 0 & & \mathbf{U}_i \\ 0 & 0 & & \end{array} \right).$$

2.

$$\begin{aligned}
\text{U-Cyclic gate} &= \sigma_0 \otimes \sigma_{(cy)}^{(\pm)} + \mathbf{U}_i \otimes \sigma_{(cy)}^{(\mp)} \\
&= \sigma_0 \bigoplus_{cy\{\pm,\mp\}} \mathbf{U}_i.
\end{aligned} \tag{14}$$

If  $\mathbf{U}_i$  is  $\sigma_1$  and by choosing the equation (14) in the form  $\sigma_0 \otimes \sigma_{(cy)}^{(-)} + \mathbf{U}_i \otimes \sigma_{(cy)}^{(+)} = \sigma_0 \bigoplus_{cy\{\mp\}} \mathbf{U}_i$ , the gate is called *clockwise-cyclic-gate*, because it has the form

$$\left( \begin{array}{cc|cc} 0 & 0 & 0 & 1 \\ 1 & 0 & 0 & 0 \\ \hline 0 & 1 & 0 & 0 \\ 0 & 0 & 1 & 0 \end{array} \right) \tag{15}$$

and it transforms

$$\begin{aligned}
|00\rangle &\rightarrow |01\rangle \\
|01\rangle &\rightarrow |10\rangle \\
|10\rangle &\rightarrow |11\rangle \\
|11\rangle &\rightarrow |00\rangle.
\end{aligned}
\tag{16}$$

The *counterclockwise-cyclic-gate* can be performed by the substitution of  $\mathbf{U}_i$  by  $\sigma_1$  and the equation (14) in the form  $\sigma_0 \otimes \sigma_{(cy)}^{(+)} + \mathbf{U}_i \otimes \sigma_{(cy)}^{(-)} = \sigma_0 \bigoplus_{cy\{\pm\}} \mathbf{U}_i$ . It has the form as following

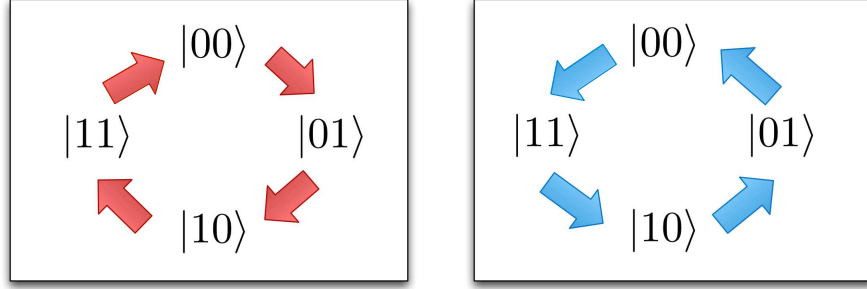
$$\left( \begin{array}{cc|cc}
0 & 1 & 0 & 0 \\
0 & 0 & 1 & 0 \\
\hline
0 & 0 & 0 & 1 \\
1 & 0 & 0 & 0
\end{array} \right)
\tag{17}$$

and it changes

$$\begin{aligned}
|00\rangle &\rightarrow |11\rangle \\
|11\rangle &\rightarrow |10\rangle \\
|10\rangle &\rightarrow |01\rangle \\
|01\rangle &\rightarrow |11\rangle.
\end{aligned}
\tag{18}$$

### III. QUANTUM GATES GENERATION BY A QUANTUM TRANSISTOR

The relativistic electron theory of Dirac successfully explains the quantum phenomena such as the  $g$  factor and the proper fine structure of Zeeman effect correctly<sup>25</sup>. Several efforts have been achieved for a better understanding of Dirac theory by modifying the equation. The famous one was presented by Foldy and Wouthuysen which was called by Foldy-Wouthuysen transformation afterwards<sup>26</sup>; they showed a kind of canonical transformation in which can connect between Dirac (or relativistic quantum) and Pauli (non-relativistic quantum) theory and to generate *Zitterbewegung*. Nevertheless, it is still elusive what kind of transformation on Dirac equation can be used to implement quantum computation on Dirac theory. Motivated by supersymmetric quantum mechanics, we shall present the technique to exploit the one-dimensional Dirac equation into the field of quantum computation.



2a Illustration for *clockwise-cyclic* operations of two qubits.

2b Illustration for *counterclockwise-cyclic* operations of two qubits.

FIG. 2: The illustration of how the use of **U-Cyclic** for quantum computation is. If  $\mathbf{U}_i$  is  $\sigma_1$ , one can obtain *clockwise-cyclic* and *counterclockwise-cyclic* operations of two qubits.

Suppose that it is necessary to transform a Dirac equation possessing a classical perturbation as following

$$\overbrace{(-i\theta^\mu \partial_\mu + V)}^{\hat{h}_0(V)} |\{0, 1\}^n\}_i = \varepsilon_0 |\{0, 1\}^n\}_i \rightarrow \overbrace{(-i\theta^\mu \partial_\mu + V + \Delta V)}^{\hat{h}_1(V+\Delta V)} |\{0, 1\}^n\}_f = \varepsilon_1 |\{0, 1\}^n\}_f \quad (19)$$

where  $\{V, |\{0, 1\}^n\}_i\}$  is a *initial* set of potential and qubit and  $\{V + \Delta V, |\{0, 1\}^n\}_f\}$  is a *final* set of potential and qubit. The matrix  $\theta^\mu$  is a generalized form of Pauli-Dirac matrix as explained in Ref.<sup>23</sup>,  $\theta^\mu = \{\sigma^\mu, \gamma^\mu, \rho^\mu, \dots\}$ . Therefore, the equation (19) provides a correlation between Dirac potential and  $n$ -qubits quantum computation if one-fold Darboux transformation on the equation is necessary to be defined.

Below, we present that this kind of transformation can be realized by the action of BBGS-Darboux transformation as introduced in the previous section on the equation possessing the complex four-vector potential. It is shown below that quantum gates can be generated due to the perturbation of the potential of  $n$ -relativistic charge qubit moving on classical electromagnetic field. The exposition for single qubit, two qubits, and followed by a generalization to multi-qubit systems are given; also, another way to construct a quantum circuit, i.e., in the case of coupling one relativistic qubit, is presented.

## A. One qubit quantum gates generation by a quantum transistor

In this scheme, initially the particle is at rest and has the Dirac potential  $V_0$  and in quantum state  $|\{0, 1\}^1\rangle_i$ . This set of Dirac potential and state,  $\{V_0, |\{0, 1\}^1\rangle_i\}$ , belongs to the following one-dimensional stationary Dirac equations

$$\hat{h}_0|\{0, 1\}^1\rangle_i = \varepsilon_0|\{0, 1\}^1\rangle_i, \quad (20)$$

where  $\hat{h}_0 = (i\sigma_z \frac{d}{dt} + V_0(t))$ ,  $V_0(t) = \sum_j \sigma_j (f_0(t))_j$ , and  $\varepsilon_0$  is a constant.

The unitary transformation on the initial quantum state resulting the new quantum state is achieved if the relativistic qubit moves in the external electromagnetic fields so that the system has a set of new potential and state,  $\{V_0 + \Delta V, |\{0, 1\}^1\rangle_f\}$ , which belongs to the new Dirac Hamiltonian

$$\hat{h}_1|\{0, 1\}^1\rangle_f = \varepsilon_1|\{0, 1\}^1\rangle_f, \quad (21)$$

where  $\hat{h}_1 = (i\sigma_z \frac{d}{dt} + V_f(t))$ ,  $V_1(t) = V_0 + \Delta V = \sum_j \sigma_j (f_1(t))_j$ , and  $\varepsilon_1$  is a constant.

Let us assume that the potential perturbation,  $\Delta V$ , is related to a relativistic qubit with charge in external electromagnetic fields, hence the new potential is in the following form

$$\begin{aligned} V_1 &= V_0 + \Delta V \\ &= V_0 + \frac{\dot{\vec{p}}}{|\dot{\vec{p}}|}, \end{aligned} \quad (22a)$$

where  $\dot{\vec{p}} = \sum_{\alpha=0}^3 (\dot{p})^\alpha \sigma_\alpha$  reads<sup>25</sup>

$$\begin{aligned} (\dot{p})^\alpha &= qv_\beta F^{\alpha\beta} \\ &= qv_\beta (\partial^\alpha A^\beta - \partial^\beta A^\alpha) \end{aligned} \quad (23a)$$

and where  $q$  = charge of the qubit,  $v_\beta = (v_0, -v_1, -v_2, -v_3)$  is the four-velocity of the qubit,  $A^\beta = (A^0, A^1, A^2, A^3)$  is the four-potential of the external electromagnetic fields, and  $F^{\alpha\beta}$  is the antisymmetric field-strength tensor. In the complex-four vector representation, the Lorentz force is in the following form<sup>19,20</sup>

$$\begin{aligned} \dot{\vec{p}} &= -q \left( \frac{\vec{v} \cdot \square \vec{A} + \overline{\square \vec{A}} \cdot \vec{v}}{2} \right) \\ &= \text{Re}(\vec{v} \cdot \square \vec{A}) \end{aligned} \quad (24a)$$

Therefore, the representation of the equation (1) in a complex four-vector form is

$$(-i\theta^\mu \partial_\mu + \sum_{k=0}^3 f_k \theta_k) |\{0, 1\}^n\rangle_i = \varepsilon_0 |\{0, 1\}^n\rangle_i. \quad (25)$$

For the case of a single qubit, the perturbation is represented by the exterior product between two complex four-vector represented by  $2 \times 2$  matrix as following,

$$\Delta V = -i\vec{\sigma}_z \wedge \vec{\mathbf{U}}_i, \quad (26)$$

where the  $\vec{\sigma}_z$  belongs to the direction of relativistic charge qubit and  $\vec{\mathbf{U}}_i$  is related to the direction of external electromagnetic fields. Therefore, the direction of external classical electromagnetic fields is an input of the perturbing potential.

The proposed scheme covers potential initialization and switching. It is shown in the theorem below that the process of potential initialization and switching is unique for every quantum gate generation. Following exposes the detailed explanation of the scheme.

**Theorem 1.** *Suppose the initial potential is  $V_0(t) = \sum_i \sigma_i(f_0(t))_i$ . The one fold BBGS-Darboux transformations on the equation (20) at which the final potential is  $V_1(t) = V_0(t) + \Delta V$ , where  $\Delta V = -i\vec{\sigma}_z \wedge \vec{\mathbf{U}}_i$ , is a suffice condition for  $\hat{\mathcal{L}}(\{\mathbf{U}_i\}) = \{\mathbf{U}_i\}$ .  $(V_0(t))_0$  and  $(V_1(t))_0$  are the vector variables.*

*Proof.* Consider

$$\hat{\mathcal{L}}(\mathbf{U}_i) \hat{h}_0 \Psi = \hat{h}_1 \hat{\mathcal{L}}(\mathbf{U}_i) \Psi. \quad (27)$$

One can find

$$\sigma_0(V_0(t) - V_0(t)) + i[\mathbf{U}_i, \sigma_z](V_0(t) - \beta_i(t) - 1) = 0 \quad (28a)$$

$$\begin{aligned} i\sigma_z \mathbf{U}_i (\dot{\beta}_i(t) - \dot{V}_0(t) - \alpha_i) + \alpha_i \sigma_0 (V_0(t) - V_0(t)) + (V_0(t) - \beta_0(t))(V_0(t) - (V_0(t) \mathbf{U}_i \\ + i\sigma_z((\beta_0(t) - V_0(t) - \dot{\alpha}_i(t)) + \sigma_0 \dot{V}_0(t)). \end{aligned} \quad (28b)$$

Let us examine the constraints of how to generate  $\mathbf{U}_i$  gate. By setting  $\alpha_i$  up to 1, the resume for  $\mathbf{U}_i$  can be obtained as shown in tables I, II, III, and IV, respectively.

The illustrations show the initial potential preparations (*blue* dashed line) followed by the tuning of final potential (*red* dashed line) to generate a certain quantum gates. The

tunings can be accomplished by several manners: *first*, temporal displacement of the initial potential, *second*, displacement on the potential magnitude, and, *third*, by changing the form of the initial potential function. Under the scheme, some light is cast on the question of how a quantum transistor achieves quantum computation by an examination of the correlation between Dirac potentials and quantum gate generation.

As shown in table (I), the **IDENTITY**-gate can be realized by preparing the initial potential in the magnitude of parabolic form. The structure of potential function is transformed from time-dependency to space-time dependencies due to the magnitude displacement of the potential. It is similar to the case of quantum state transition due to carrier-photon scattering event in intraband of semiconductor<sup>27</sup>: the relativistic charge qubit absorbs the light during the moving. By assuming the photon momentum to be zero, the transition on the band diagrams are always vertical.

The **NOT**-gate in  $z$ -basis can be performed by temporal displacement of the initial to the final potential in the parabolic form. Due to the transformation, the potential function structure changes covariantly the space dependency. The resume of this scheme is given in table (II).

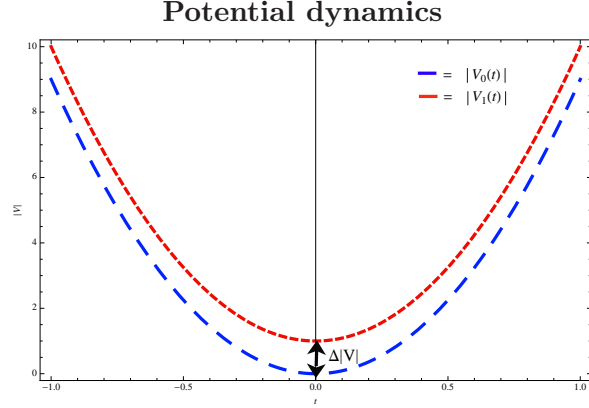
Table (III) provides the scheme to generate  $\sigma_y$ -Pauli matrix. It can be realized by sharpening the initial parabolic potential followed by temporal and magnitude displacements of the potential. The potential domain is invariantly shifted in space domains.

Furthermore, the  $\sigma_z$ -Pauli matrix which is **NOT**-gate of phase state can be accomplished by setting the initial potential up in constant function, followed by tuning the final potential in parabolic form.

The other type of quantum gates can be determined by similar manners.

## B. Multi-qubit quantum gates generation by a quantum transistor

Remarkable fact about  $\gamma$ -matrices is they have similar mathematical structures with Pauli matrices<sup>23</sup>. Quantum gates for two qubits can also be decomposed into  $\gamma$ -matrices<sup>28</sup>.



Quantum gate	Input	Initial potential	Final potential
$\mathbf{U}_0$	$\sigma_0$	$V_0(t) = i3t\sigma_0$	$V_1(t) = i3t\sigma_0 - i\sigma_z$

TABLE I: Resume of  $\mathbf{U}_0$  .

To demonstrate how the proposed principle works in the case of two qubits, one can use the  $\gamma$ -matrix<sup>29</sup> to describe the complex-four vector as following

$$\not{a} = \sum_{\mu=0}^3 a_{\mu} \gamma^{\mu}, \quad (29)$$

where  $\not{a}$  is a complex-four vector represented in  $\gamma$ -matrix and symbolized by *Feynman slash notation*.

It is also clear that the product of two vectors,  $a_{\mu}b^{\mu}$ , in the representation of  $\gamma$ -matrix obeys complex four-vector since the  $\gamma$ -matrices satisfy Clifford algebra

$$\{\gamma^{\mu}, \gamma^{\nu}\} = \gamma^{\mu}\gamma^{\nu} + \gamma^{\nu}\gamma^{\mu} = 2\eta^{\mu\nu}. \quad (30)$$

The *initial* one-dimensional Dirac equation of two relativistic charge qubits *at rest* is represented by

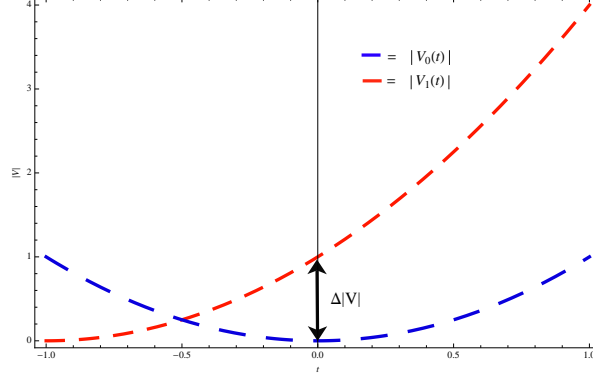
$$\left( i\gamma_3 \frac{d}{dt} + V_0 \right) |\{0, 1\}^1\}_i = \varepsilon_0 |\{0, 1\}^1\}_i, \quad (31)$$

where  $\{V_0, |\{0, 1\}^1\}_i\}$  is a set of initial potential and quantum state of the system consisting two qubits.

The perturbation on the system occurs if the two relativistic charge qubits moving in classical electromagnetic field, therefore the quantum system obeys the *new* one-dimensional



### Potential dynamics



Quantum gate	Input	Initial potential	Final potential
$\mathbf{U}_1$	$\sigma_1$	$V_0(t)$ $= t(\sigma_2 - i\sigma_3)$	$V_1(t)$ $= (t + 1)\sigma_2 - it\sigma_3$

TABLE II: Resume of  $\mathbf{U}_1$  .

Dirac equation

$$\left( i\gamma_3 \frac{d}{dt} + V_0 + \Delta V \right) |\{0, 1\}^2\rangle_f = \varepsilon_1 |\{0, 1\}^2\rangle_f, \quad (32)$$

where  $\{V_0 + \Delta V, |\{0, 1\}^2\rangle_f\}$  is a set of *final* potential and quantum state of the system. Similar to in the case of one qubit in the equation (22), here the perturbation term corresponds to Lorentz force, therefore  $q$  represents the *effective charge* of the two relativistic charge qubits.

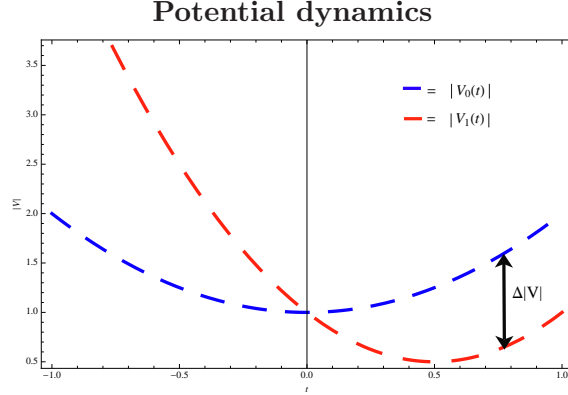
The change of potential and state in the case of two qubits follows the *Theorem 1*, but the intertwining operator in the Equation (11) is substituted by

$$\hat{\mathcal{B}}(\{\mathbf{C}(\mathbf{U}_i), \mathbf{SWAP}\}) = \alpha_i(t)\gamma^0 + (V_{N-1}(t) - \beta_i(t))\{\mathbf{C}(\mathbf{U}_i), \mathbf{SWAP}\}, \quad (33)$$

where  $\mathbf{C}(\mathbf{U}_i)$  is **Controlled- $\mathbf{U}_i$**  gate, and the perturbation on Dirac Hamiltonian is defined by

$$\Delta V = -i\vec{\gamma}_3 \wedge \{\mathbf{C}(\vec{\mathbf{U}}_i), \mathbf{SWAP}\}. \quad (34)$$

Similar to the case of single qubit, the term  $\{\mathbf{C}(\vec{\mathbf{U}}_i), \mathbf{SWAP}\}$  in the equation (34) corresponds to the direction of an external perturbation, while  $\vec{\gamma}_3$  belongs to the direction of the



Quantum gate	Input	Initial potential	Final potential
$\mathbf{U}_2$	$\sigma_2$	$V_0(t)$ $= -t(\sigma_1 + i\sigma_3)$	$V_1(t)$ $= -(t+1)\sigma_1 - it\sigma_3$

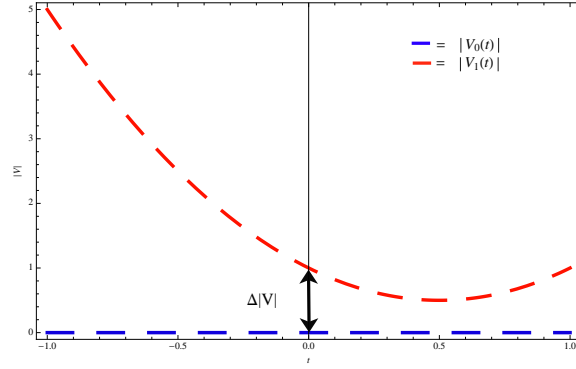
TABLE III: Resume of  $\mathbf{U}_2$  .

two relativistic charge qubits. This method converts the “vector basis” aspect as found in the equation (34) into “quantum gates” aspect of  $\gamma$ -matrices, since the initial Dirac potential is vanished by the perturbation term due to the transformation. The scheme of this method is illustrated in the Figure (3).

By similar manner, one can obtain for  $n$ -qubits, since the vector basis and quantum gates are easily acquired by Pauli-Dirac matrix generator<sup>23</sup>. The multi qubit quantum computation on Dirac equation by utilizing Lorentz force can be realized by simply substitution of Pauli matrices in the *Theorem 1* by  $\theta_\mu$ -matrices.

To generalize our proposal, the following set of equations show the multi-qubit quantum computation on Dirac equations utilizing Lorentz force which is transforming the initial set of Dirac equations as given in the equation (8) into the final set of new Dirac equations

### Potential dynamics



Quantum gate	Input	Initial potential	Final potential
$\mathbf{U}_3$	$\sigma_3$	$V_0(t)$ $= -it(\sigma_0 + \sigma_3)$	$V_1(t)$ $= -i(t+1)\sigma_0 - it\sigma_3$

TABLE IV: Resume of  $\mathbf{U}_3$  .

$$\begin{array}{ccccc}
 (-i\phi + f_0)|\{0, 1\}^1\rangle_i = \varepsilon_0|\{0, 1\}^1\rangle_i & \rightarrow & (-i\phi + f_1)|\{0, 1\}^1\rangle_f = \varepsilon_1|\{0, 1\}^1\rangle_f \\
 \downarrow & \Delta V = -i\vec{\sigma}_3 \wedge \{\vec{\mathbf{U}}_i\} & \downarrow \\
 (-i\phi + f_0)|\{0, 1\}^2\rangle_i = \varepsilon_0|\{0, 1\}^2\rangle_i & \rightarrow & (-i\phi + f_1)|\{0, 1\}^2\rangle_f = \varepsilon_1|\{0, 1\}^2\rangle_f \\
 \downarrow & \Delta V = -i\vec{\gamma}_3 \wedge \{\mathbf{C}(\vec{\mathbf{U}})_i, \mathbf{SWAP}\} & \downarrow \\
 (-i\phi + f_0)|\{0, 1\}^3\rangle_i = \varepsilon_0|\{0, 1\}^3\rangle_i & \rightarrow & (-i\phi + f_1)|\{0, 1\}^3\rangle_f = \varepsilon_1|\{0, 1\}^3\rangle_f \\
 \downarrow & \Delta V = -i\vec{\pi}_3 \wedge \{\mathbf{TOFFOLI}, \mathbf{CC}(\vec{\mathbf{U}})_i, \dots\} & \downarrow \\
 \dots & \dots & \dots \\
 (-i\phi + f_0)|\{0, 1\}^n\rangle_i = \varepsilon_0|\{0, 1\}^n\rangle_i & \rightarrow & (-i\phi + f_1)|\{0, 1\}^n\rangle_f = \varepsilon_1|\{0, 1\}^n\rangle_f \\
 \downarrow & \Delta V = -i\vec{\theta}_3 \wedge \{\mathbf{Controlled}^{\vec{n}-1}(\mathbf{U})_i, \dots\} & \downarrow \\
 \dots & \dots & \dots
 \end{array} \tag{35}$$

### C. Coupling of quantum gates

According to the previous sections, for instances, the **Controlled<sup>N</sup>-NOT** can be obtained by the following expressions

$$\Delta V = -i\vec{\gamma}_3 \{ \mathbf{C}(\vec{U}_i), \mathbf{SWAP} \}$$

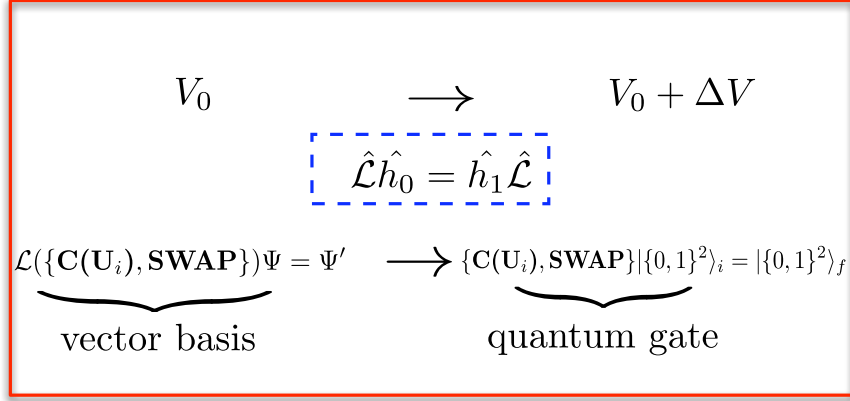


FIG. 3: The scheme of methods for two qubits. The calculation inside the red box represents the main method: Darboux transformations on one-dimensional Dirac equation causes the transformation a set of potential and state from the old into the new one,  $\{V_0, |\{0, 1\}^2\rangle_i\} \rightarrow \{V_0 + \Delta V, |\{0, 1\}^2\rangle_f\}$ . However, if the potential perturbation term is fixed in a certain formulation related to Lorentz force form, as written inside the yellow box, the transformation operator of the quantum state is changed into the form of quantum gates.

$$\text{Controlled}^1\text{-NOT} = \text{CNOT} \quad = \text{U}_0 \bigoplus_{co\{\pm\}} \text{U}_1 \quad (36a)$$

$$\text{Controlled}^2\text{-NOT} = \text{TOFFOLI} \quad = \text{U}_0 \bigoplus_{co\{\pm\}} \text{U}_0 \bigoplus_{co\{\pm\}} \text{U}_1 \quad (36b)$$

$$\text{Controlled}^N\text{-NOT} \quad = \overbrace{\text{U}_0 \bigoplus_{co\{\pm\}} \dots \text{U}_0}^{N-1} \bigoplus_{co\{\pm\}} \text{U}_1 \quad (36c)$$

Then, for **NOT-Cyclic**<sup>N</sup>, one can find that

$$\text{NOT-Cyclic}^1 = \mathbf{U}_1 \bigoplus_{cy\{\pm\}} \mathbf{U}_0 \quad (37a)$$

$$\text{NOT-Cyclic}^2 = \mathbf{U}_1 \bigoplus_{cy\{\pm\}} \mathbf{U}_0 \bigoplus_{cy\{\pm\}} \mathbf{U}_0 \quad (37b)$$

$$\text{NOT-Cyclic}^N = \mathbf{U}_1 \bigoplus_{cy\{\pm\}} \mathbf{U}_0 \overbrace{\bigoplus_{cy\{\pm\}} \dots \mathbf{U}_0}^{N-1} \quad (37c)$$

#### D. Physical interpretation of control-, cyclic-, and target-operators

In this section, we present a new interpretation of the control-, cyclic-, and target-operators in quantum gates based upon the explanation in the previous sections. The illustrations are given in figure (4) for the quantum gates of two qubits.

Under this scheme, target operator acts on each qubit and is coupled by {control, cyclic}-operators for constructing  $n$ -qubits quantum gates.

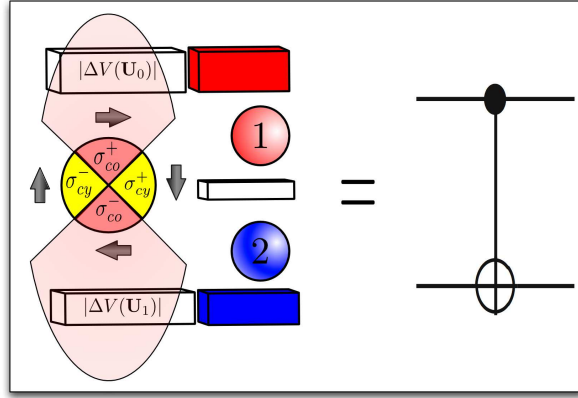
It is shown in the figure (4a) that when the control operator is turned on, the circuit is in **Controlled-NOT** form and it is mathematically expressed by the equation (13).

As can be seen in the figure (4b) that the coupling operator is changeable, then, the turning cyclic operator on causes the gate in **NOT-Cyclic** form where it is represented by the equation (14).

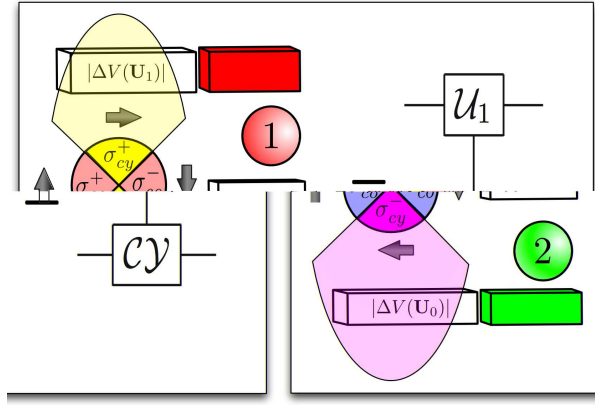
## IV. CONCLUSION

In this paper, we propose a modification form of a Dirac equation by allowing the potential in complex four-vector form representing the classical perturbation on a quantum system. The notion of this work is similar as proposed in Ref.<sup>30</sup>: the modified Schrödinger equation form can be used to represent nonlinear phenomena of a classical system such as water wave, by allowing the potential and also its perturbation are in the classical form.

We have shown that  $n$ -relativistic charge qubit in external classical electromagnetic fields can be used for resource of quantum transistor. The mathematical explanation behind the proposal is on the action of Darboux transformation on one-dimensional Dirac equation at which the potential is a complex Dirac four-potential utilizing the Lorentz force as perturbing



4a Illustration for **Controlled-NOT**.



4b Illustration for **NOT-Cyclic**.

FIG. 4: The illustration of our mathematical proposal for describing the process of quantum computation due to the perturbation of the target qubit by an external force.

The target qubit performs Unitary gate due to the perturbation. One can realize **Controlled-NOT** by setting the control operator, while for **NOT-Cyclic** by cyclic operator on the coupling.

potential. These mathematical methods take advantage of the *vector-quantum gates duality* of Pauli matrices.

It is also shown that our proposal can closely describe the resources of *quantum* transistor required for implementing quantum computation: every  $n$ -qubits require  $n$ -quantum transistors. In this scheme, the transistor is prepared with certain initial potential function,  $V_{initial}$ , then the final potential function,  $V_{final}$ , is obtained to generate certain quantum

gate.

The proposed scheme may be very useful for explaining the quantum system used not only the magnitude but also direction of a physical quantity to encode the qubits, as found in superconducting flux qubits, where the two distinguishable configurations are obtained by induced clockwise or anti clockwise current<sup>31</sup>.

The proposed formalism also opens the possibility to involve the relativity into the further study of quantum computation and information, coincidentally with an emerging assertion that closed timelike curve can solve classical problems in computation such as **NP**-complete problems<sup>32–35</sup>.

For the next work, it is also very interesting to consider if quantum circuit is constructed under the Dirac equations for  $n$ -qubits instead of conventional way in Schrödinger representations. The similar evaluation as provided in Ref.<sup>36</sup> may give noteworthy results since this kind of construction may influence the depth and space resource of a quantum circuit.

*Acknowledgments* - This work was supported in part by Grant-in-Aid for Scientific Research by MEXT, Specially Promoted Research No. 18001002 and in part by Special Coordination Funds for Promoting Science and Technology. We also would like to thank Prof. Kohei M. Itoh, Rodney Van Meter Ph.D, and Munawar Riyadi (UTM, Malaysia) for fruitful discussion.

## REFERENCES

- <sup>1</sup>LV Keldysh, “Ionization in the field of a strong electromagnetic wave(Multiphonon absorption processes and ionization probability for atoms and solids in strong electromagnetic field),” Soviet Physics-JETP **20**, 1307–1314 (1965).
- <sup>2</sup>Agung Trisetyarso, “Correlation of dirac potentials and atomic inversion in cavity quantum electrodynamics,” Journal of Mathematical Physics **51**, 072103 (2010), <http://link.aip.org/link/?JMP/51/072103/1>.
- <sup>3</sup>M. P. de Boer and H. G. Muller, “Observation of large populations in excited states after short-pulse multiphoton ionization,” Phys. Rev. Lett. **68**, 2747–2750 (May 1992).
- <sup>4</sup>U. Eichmann, T. Nubbemeyer, H. Rottke, and W. Sandner, “Acceleration of neutral atoms in strong short-pulse laser fields,” Nature **461**, 1261–1264 (10 2009), <http://dx.doi.org/10.1038/nature08481>.

- <sup>5</sup>Y. Tsvividis, *Operation and Modeling of the MOS Transistor* (McGraw-Hill New York, 1999).
- <sup>6</sup>D. Goldhaber-Gordon, H. Shtrikman, D. Mahalu, D. Abusch-Magder, U. Meirav, and MA Kastner, “Kondo effect in a single-electron transistor,” *Nature* **391**, 156–159 (1998).
- <sup>7</sup>B. P. Anderson and M. A. Kasevich, “Macroscopic quantum interference from atomic tunnel arrays,” *Science* **282**, 1686–1689 (11 1998).
- <sup>8</sup>Darrick E. Chang, Anders S. Sorensen, Eugene A. Demler, and Mikhail D. Lukin, “A single-photon transistor using nanoscale surface plasmons,” *Nat Phys* **3**, 807–812 (11 2007), <http://dx.doi.org/10.1038/nphys708>.
- <sup>9</sup>T. D. Ladd, F. Jelezko, R. Laflamme, Y. Nakamura, C. Monroe, and J. L. O’Brien, “Quantum computers,” *Nature* **464**, 45–53 (03 2010), <http://dx.doi.org/10.1038/nature08812>.
- <sup>10</sup>M.A. Nielsen, I. Chuang, and L.K. Grover, “Quantum computation and quantum information,” *American Journal of Physics* **70**, 558 (2002).
- <sup>11</sup>Robert Raussendorf, Daniel E. Browne, and Hans J. Briegel, “Measurement-based quantum computation on cluster states,” *Phys. Rev. A* **68**, 022312 (Aug 2003).
- <sup>12</sup>E. Farhi, J. Goldstone, S. Gutmann, and M. Sipser, “Quantum computation by adiabatic evolution,” Arxiv preprint quant-ph/0001106, MIT-CTP-2936(2000).
- <sup>13</sup>Daniel Loss and David P. DiVincenzo, “Quantum computation with quantum dots,” *Phys. Rev. A* **57**, 120–126 (Jan 1998).
- <sup>14</sup>DP DiVincenzo, D. Bacon, J. Kempe, G. Burkard, and KB Whaley, “Universal quantum computation with the exchange interaction,” *Nature* **408**, 339–342 (2000).
- <sup>15</sup>J. Hwang, M. Pototschnig, R. Lettow, G. Zumofen, A. Renn, S. Gotzinger, and V. Sandoghdar, “A single-molecule optical transistor,” *Nature* **460**, 76–80 (07 2009), <http://dx.doi.org/10.1038/nature08134>.
- <sup>16</sup>R. Gerritsma, G. Kirchmair, F. Zahringer, E. Solano, R. Blatt, and C. F. Roos, “Quantum simulation of the dirac equation,” *Nature* **463**, 68–71 (01 2010), <http://dx.doi.org/10.1038/nature08688>.
- <sup>17</sup>J.J. Sakurai, *Modern quantum mechanics* (Addison-Wesley, 1985).
- <sup>18</sup>W E Baylis and G Jones, “The pauli algebra approach to special relativity,” *Journal of Physics A: Mathematical and General* **22**, 1 (1989), <http://stacks.iop.org/0305-4470/22/i=1/a=008>.



- <sup>19</sup>W. E. Baylis and Y. Yao, “Relativistic dynamics of charges in electromagnetic fields: An eigenspinor approach,” *Phys. Rev. A* **60**, 785–795 (Aug 1999).
- <sup>20</sup>J. Scott, “Complex Four-vector Algebra,” (2005).
- <sup>21</sup>T. Frankel, *The geometry of physics: an introduction* (Cambridge Univ Press, 2004).
- <sup>22</sup>V. Bagrov, M. Baldiotti, D. Gitman, and V. Shamshutdinova, “Darboux transformation for two-level system,” *Annalen der Physik* **14**, 390–397 (2005).
- <sup>23</sup>Charles Poole and Horacio Farach, “Pauli-dirac matrix generators of clifford algebras,” *Foundations of Physics* **12**, 719–738 (07 1982), <http://dx.doi.org/10.1007/BF00729808>.
- <sup>24</sup>L. M. Nieto, A. A. Pecheritsin, and Boris F. Samsonov, “Intertwining technique for the one-dimensional stationary dirac equation,” *Annals of Physics* **305**, 151 – 189 (2003), ISSN 0003-4916, <http://www.sciencedirect.com/science/article/B6WB1-48H2T33-2/2/1f1ffb86a2c4c07665829b6>
- <sup>25</sup>John David Jackson, *Classical electrodynamics*, 3rd ed. (Wiley, New York, 1999) ISBN 978-0-471-30932-1.
- <sup>26</sup>Leslie L. Foldy and Siegfried A. Wouthuysen, “On the dirac theory of spin 1/2 particles and its non-relativistic limit,” *Phys. Rev.* **78**, 29–36 (Apr 1950).
- <sup>27</sup>P. Harrison, *Quantum wells, wires and dots: theoretical and computational physics of semiconductor nanostructures* (Wiley-Interscience New York, 2005).
- <sup>28</sup>A. K. Rajagopal and R. W. Rendell, “Two qubits in the dirac representation,” *Phys. Rev. A* **64**, 024303 (Jul 2001).
- <sup>29</sup>C. Itzykson and J.B. Zuber, *Quantum field theory* (McGraw-Hill New York, 1985).
- <sup>30</sup>VE Zakharov, “Stability of periodic waves of finite amplitude on the surface of a deep fluid,” *Journal of Applied Mechanics and Technical Physics* **9**, 190–194 (1968).
- <sup>31</sup>I. Chiorescu, Y. Nakamura, C. J. P. M. Harmans, and J. E. Mooij, “Coherent Quantum Dynamics of a Superconducting Flux Qubit,” *Science* **299**, 1869–1871 (2003).
- <sup>32</sup>David Deutsch, “Quantum mechanics near closed timelike lines,” *Phys. Rev. D* **44**, 3197–3217 (Nov 1991).
- <sup>33</sup>Dave Bacon, “Quantum computational complexity in the presence of closed timelike curves,” *Phys. Rev. A* **70**, 032309 (Sep 2004).
- <sup>34</sup>T.A. Brun, “Computers with closed timelike curves can solve hard problems efficiently,” *Foundations of Physics Letters* **16**, 245–253 (2003).

- <sup>35</sup>S. Aaronson and J. Watrous, “Closed timelike curves make quantum and classical computing equivalent,” *Proceedings of the Royal Society A: Mathematical, Physical and Engineering Science* **465**, 631 (2009).
- <sup>36</sup>A. Trisetyarso and R. Van Meter, “Circuit Design for A Measurement-Based Quantum Carry-Lookahead Adder,” Arxiv preprint arXiv:0903.0748(2009).