

On Achievable Network Capacity and Throughput-Achieving Policies over Markov ON/OFF Channels

Chih-ping Li, *Student Member, IEEE* and Michael J. Neely, *Senior Member, IEEE*

Abstract—We study the fundamental network capacity of a single-hop wireless downlink under two assumptions: (1) channels are never explicitly probed and thus instantaneous states are never known; (2) channels are modeled as Markov ON/OFF chains. This is an important network model to explore because practically channel probing may be infeasible, and in this case we shall use channel memory to improve network throughput. Computing in closed-form the capacity region of this network is difficult because it involves solving partially observable Markov decision processes. Instead, in this paper we construct an inner and an outer bound on the capacity region. In case of symmetric channels, the proximity of the inner and the outer bound to the true capacity region is analyzed. We show that the two bounds are tight when the network serves a large number of users with balanced traffic. We also propose a simple queue-dependent policy that can stabilize the network with any data rates strictly within the inner capacity bound. This paper uses analytical tools such as a novel frame-based Lyapunov analysis to prove network stability. In constructing the outer capacity bound, using stochastic coupling and state aggregation we provide a methodology to upper bound the optimal performance of a restless bandit problem by creating a related multi-armed bandit system. Our framework and methodology may be useful in problems in cognitive radio networks, opportunistic scheduling with delayed/uncertain channel state information, and restless bandit problems.

Index Terms—stochastic network optimization, network capacity, throughput-optimal policies, Markov on/off channels, delayed channel state information (CSI), communication overhead, partially observable Markov decision process (POMDP), cognitive radio, restless bandit, multi-armed bandit, multichannel dynamic access, queueing theory, Lyapunov analysis.

I. INTRODUCTION

DUE to the increasing demand of cellular network services, in the past fifteen years efficient communication over a single-hop wireless downlink has been extensively studied. In this paper we study the fundamental network capacity of a time-slotted wireless downlink under the following assumptions: (1) channels are never explicitly probed, and thus their instantaneous states are never known; (2) channels are modeled as two-state ON/OFF Markov chains. This network model is important because, due to timing overhead, learning instantaneous channel states by probing may be infeasible in

real-world networks. Even if this is feasible (when channel coherence time is relatively large), the time consumed by channel probing cannot be used for data transmission, and transmitting data without probing may achieve higher throughput [1].¹ In addition, since wireless channels can be adequately modeled as Markov chains [2], [3], we shall take advantage of channel memory to improve network throughput.

Specifically, we consider a time-slotted wireless downlink where a base station serves N users through N (possibly asymmetric) *positively correlated* Markov ON/OFF channels. Channels are never probed so that their instantaneous states are unknown. In every slot, the base station selects at most one user to which it transmits a packet. We assume every packet transmission takes exactly one slot. Whether the transmission succeeds depends on the unknown state of the channel. At the end of a slot, an ACK/NACK is fed back from the served user to the base station. Since channels are either ON or OFF, this feedback reveals the channel state of the served user in the last slot and provides partial information of future states. Our goal is to characterize all achievable throughput vectors in this network, and to design simple throughput-achieving algorithms.

We define the *network capacity region* Λ as the closure of the set of all achievable throughput vectors. We can compute Λ by locating its boundary points. Every boundary point can be computed by formulating a partially observable Markov decision process (POMDP) [4], with information states defined as, conditioning on the channel observation history, the probabilities that channels are ON. This approach, however, is computationally prohibitive because the information state space is countably infinite (which we will show later) and grows exponentially fast with N .

The first contribution of this paper is that we construct an outer and an inner bound on Λ . The outer bound comes from analyzing a fictitious channel model in which every scheduling policy yields higher throughput than it does in the real network. The inner bound is the achievable rate region of a special class of *randomized round robin policies* (introduced in Section IV-A). These policies are simple and take advantage of channel memory. In case of symmetric channels and when the network serves a large number of users, we show that as data rates are more *balanced*, or in a geometric sense as the direction of the data rate vector in the Euclidean space

Chih-ping Li (email: chihpinl@usc.edu) and Michael J. Neely (web: <http://www-rcf.usc.edu/~mjneely>) are with the Department of Electrical Engineering, University of Southern California, Los Angeles, CA 90089, USA.

This work is supported in part by one or more of the following: the DARPA IT-MANET program grant W911NF-07-0028, and the NSF Career grant CCF-0747525.

¹One quick example is to compare, over a single channel, the maximum throughput rendered by policies that never and always probe the channel.

is closer to the 45-degree angle, the inner bound converges geometrically fast to the outer bound, and the bounds are tight. This analysis uses results in [5], [6] that derive an outer bound on maximum sum throughput for a symmetric system.

The inner capacity bound is indeed useful. First, the structure of the bound itself shows how channel memory improves throughput. Second, we show analytically that a large class of intuitively good heuristic policies achieve throughput that is at least as good as this bound, and hence the bound acts as a (non-trivial) performance guarantee. Finally, supporting throughput outside this bound may inevitably involve solving a much more complicated POMDP. Thus, for simplicity and practicality, we may regard the inner bound as an *operational* network capacity region.

In this paper we also derive a simple backlog-dependent policy that stabilizes the network whenever the arrival rate vector is interior to our inner bound. This policy uses a *variable-length frame-based Lyapunov analysis*, first used in [7] in a different context. This analysis is important because the inner bound is based on a mixture of many different types of round robin policies, and an offline computation of the proper time average mixtures needed to achieve a given point in this complex inner bound would require solving $\Theta(2^N)$ unknowns in a linear system, which is impractical when N is large. The Lyapunov analysis overcomes this complexity difficulty with online queue-dependent decisions.

The results of this paper apply to cognitive radio networks [8], in which the channel occupancy of the primary users acts as a Markov ON/OFF channel to the secondary users. This paper is also a study on efficient scheduling over wireless networks with delayed/uncertain channel state information (CSI) (see [9]–[11] and references therein). The work on delayed CSI that is most closely related to ours is [10], [11], where the authors study the capacity region and throughput-optimal policies of different wireless networks, assuming that channel states are *persistently* probed but fed back *with delay*. We note that our paper is significantly different. Here channels are never probed, and new (delayed) CSI of a channel is only acquired when the channel is served. Implicitly, acquiring delayed CSI is part of the control decisions in this paper.

This paper is organized as follows. The network model is given in Section II, inner and outer bounds are constructed in Sections III and IV, and compared in Section V in case of symmetric channels. Section VI gives the queue-dependent policy to achieve the inner bound.

II. NETWORK MODEL

Consider a base station transmitting data to N users through N Markov ON/OFF channels. Suppose time is slotted with normalized slots t in $\{0, 1, 2, \dots\}$. Each channel is modeled as a two-state ON/OFF Markov chain (see Fig. 1). The state evolution of channel $n \in \{1, 2, \dots, N\}$ follows the transition probability matrix

$$\mathbf{P}_n = \begin{bmatrix} P_{n,00} & P_{n,01} \\ P_{n,10} & P_{n,11} \end{bmatrix},$$

where state ON is represented by 1 and OFF by 0, and $P_{n,ij}$ denotes the transition probability from state i to j . We assume

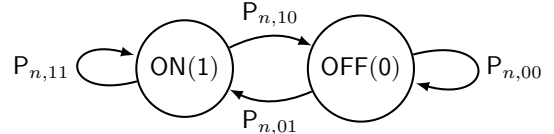


Fig. 1. A two-state Markov ON/OFF chain.

$P_{n,11} < 1$ for all n so that no channel is constantly ON. Incorporating constantly ON channels like wired links is easy and thus omitted in this paper. We suppose channel states are fixed in every slot and may only change at slot boundaries. We assume all channels are positively correlated, which, in terms of transition probabilities, is equivalent to assuming $P_{n,11} > P_{n,01}$ or $P_{n,01} + P_{n,10} < 1$ for all n .² We suppose the base station keeps N queues of infinite capacity to store exogenous packet arrivals destined for the N users. At the beginning of every slot, the base station attempts to transmit a packet (if there is any) to a selected user. We suppose the base station has no channel probing capability and must select users oblivious of current channel states. If a user is selected and its current channel state is ON, one packet is successfully delivered to that user. Otherwise, the transmission fails and zero packets are served. At the end of a slot in which the base station serves a user, an ACK/NACK message is fed back from the selected user to the base station through an independent error-free control channel, according to whether the transmission succeeds. Failing to receive an ACK is regarded as a NACK. Since channel states are either ON or OFF, such feedback reveals the channel state of the selected user in the last slot.

Conditioning on all past channel observations, define the N -dimensional *information state vector* $\omega(t) = (\omega_n(t) : 1 \leq n \leq N)$ where $\omega_n(t)$ is the conditional probability that channel n is ON in slot t . We assume initially $\omega_n(0) = \pi_{n,\text{ON}}$ for all n , where $\pi_{n,\text{ON}}$ denotes the stationary probability that channel n is ON. As discussed in [4, Chapter 5.4], vector $\omega(t)$ is a *sufficient statistic*. That is, instead of tracking the whole system history, the base station can act optimally only based on $\omega(t)$. The base station shall keep track of the $\{\omega(t)\}$ process and act in every slot (partly) accordingly.

We assume transition probability matrices \mathbf{P}_n for all n are known to the base station. We denote by $s_n(t) \in \{\text{OFF}, \text{ON}\}$ the state of channel n in slot t . Let $n(t) \in \{1, 2, \dots, N\}$ denote the user served in slot t . Then $\omega(t)$ is updated as follows. For $1 \leq n \leq N$,

$$\omega_n(t+1) = \begin{cases} P_{n,01}, & \text{if } n = n(t), s_n(t) = \text{OFF} \\ P_{n,11}, & \text{if } n = n(t), s_n(t) = \text{ON} \\ \omega_n(t)P_{n,11} + (1 - \omega_n(t))P_{n,01}, & \text{if } n \neq n(t). \end{cases} \quad (1)$$

If in the most recent use of channel n , we observed (through

²Assumption $P_{n,11} > P_{n,01}$ yields that the state $s_n(t)$ of channel n has auto-covariance $\mathbb{E}[(s_n(t) - \mathbb{E}s_n(t))(s_n(t+1) - \mathbb{E}s_n(t+1))] > 0$. In addition, we note that the case $P_{n,11} = P_{n,01}$ corresponds to a channel having i.i.d. states over slots. Although we can naturally incorporate i.i.d. channels into our model and all our results still hold, we exclude them in this paper because we shall show how throughput can be improved by channel memory, which i.i.d. channels do not possess. The degenerate case where all channels are i.i.d. over slots is fully solved in [1].

feedback) its state was $i \in \{0, 1\}$ in slot $(t-k)$ for some $k \leq t$, then $\omega_n(t)$ is equal to the k -step transition probability $P_{n,i1}^{(k)}$. In general, for any fixed n , probabilities $\omega_n(t)$ take values in the countably infinite set $\mathcal{W}_n = \{P_{n,01}^{(k)}, P_{n,11}^{(k)} : k \in \mathbb{N}\} \cup \{\pi_{n,\text{ON}}\}$. By performing eigenvalue decomposition on \mathbf{P}_n [12, Chapter 4], we can show the k -step transition probability matrix $\mathbf{P}_n^{(k)}$ is

$$\begin{aligned} \mathbf{P}_n^{(k)} &\triangleq \begin{bmatrix} P_{n,00}^{(k)} & P_{n,01}^{(k)} \\ P_{n,10}^{(k)} & P_{n,11}^{(k)} \end{bmatrix} = (\mathbf{P}_n)^k \\ &= \frac{1}{x_n} \begin{bmatrix} P_{n,10} + P_{n,01}(1-x_n)^k & P_{n,01}(1-(1-x_n)^k) \\ P_{n,10}(1-(1-x_n)^k) & P_{n,01} + P_{n,10}(1-x_n)^k \end{bmatrix}, \end{aligned} \quad (2)$$

where we have defined $x_n \triangleq P_{n,01} + P_{n,10}$. Assuming that channels are positively correlated, i.e., $x_n < 1$, from (2) we can show the following important properties (proof is omitted for brevity).

Lemma 1. *For a positively correlated ($P_{n,11} > P_{n,01}$) Markov ON/OFF channel with transition probability matrix \mathbf{P}_n , we have*

- 1) *The stationary probability $\pi_{n,\text{ON}} = P_{n,01}/x_n$.*
- 2) *The k -step transition probability $P_{n,01}^{(k)}$ is nondecreasing in k and $P_{n,11}^{(k)}$ nonincreasing in k . Both $P_{n,01}^{(k)}$ and $P_{n,11}^{(k)}$ converge to $\pi_{n,\text{ON}}$ as $k \rightarrow \infty$.*

As a corollary of Lemma 1, we can show

$$P_{n,11} \geq P_{n,11}^{(k_1)} \geq P_{n,11}^{(k_2)} \geq \pi_{n,\text{ON}} \geq P_{n,01}^{(k_3)} \geq P_{n,01}^{(k_4)} \geq P_{n,01} \quad (3)$$

for any integers $k_1 \leq k_2$ and $k_3 \geq k_4$ (see Fig. 2). To maximize network throughput, (3) has some fundamental implications. We note that $\omega_n(t)$ represents the expected number of user- n packets served in slot t . Thus we shall keep serving a channel whenever its information state is $P_{n,11}$, for it is the best state possible. Second, given that a channel was OFF in its last use, its information state improves as long as the channel remains idle. Thus we shall wait as long as possible before reusing such a channel. Actually, when channels are symmetric ($\mathbf{P}_n = \mathbf{P}$ for all n), it is shown that a myopic policy with this structure maximizes the sum throughput of the network [6].

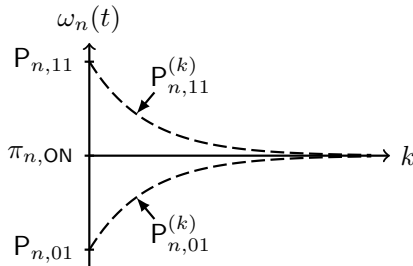


Fig. 2. Diagram of k -step transition probabilities $P_{n,01}^{(k)}$ and $P_{n,11}^{(k)}$ of a positively correlated Markov ON/OFF channel.

III. A ROUND ROBIN POLICY

For any $M \in \{1, 2, \dots, N\}$, here we present a special round robin policy $\text{RR}(M)$ over the first M users $\{1, 2, \dots, M\}$ in the network. In general, we can use this policy on any subset of users, and it is the fundamental building block of all the results in this paper.

A. The Policy

Round Robin Policy $\text{RR}(M)$:

- 1) At time 0, the base station starts with channel 1. Suppose initially $\omega_n(0) = \pi_{n,\text{ON}}$ for all n .
- 2) Suppose at time t , the base station switches to channel n . Transmit a *data* packet to user n with probability $P_{n,01}^{(M)}/\omega_n(t)$ and a *dummy* packet otherwise. In both cases, we receive ACK/NACK information at the end of the slot.
- 3) At time $(t+1)$, if a dummy packet is sent at time t , switch to channel $(n+1 \bmod M)+1$ and go to Step 2). Otherwise, keep transmitting data packets over channel n until we receive a NACK. Then switch to channel $(n+1 \bmod M)+1$ and go to Step 2).
- 4) Update $\omega(t)$ according to (1) in every slot.

Step 2) of $\text{RR}(M)$ only makes sense if $\omega_n(t) \geq P_{n,01}^{(M)}$, which we prove in the next lemma.

Lemma 2. *Under $\text{RR}(M)$, whenever the base station switches to channel $n \in \{1, 2, \dots, M\}$ for another round of transmission, its current information state satisfies $\omega_n(t) \geq P_{n,01}^{(M)}$.*

Proof of Lemma 2: See Appendix A. ■

We note that policy $\text{RR}(M)$ is very conservative and not throughput-optimal. For example, we can improve the throughput by always sending data packets but no dummy ones. Also, it does not follow the guidelines we provide at the end of Section II for maximum throughput. Yet, we will see that, in case of symmetric channels, throughput under $\text{RR}(M)$ is close to optimal when M is large. Moreover, the underlying analysis of $\text{RR}(M)$ is trackable so that we can mix such round robin policies over different subsets of users to form a non-trivial inner capacity bound. The trackability of $\text{RR}(M)$ comes from that it is equivalent to the following *fictitious* round robin policy (which can be proved as a corollary of Lemma 3 provided later).

Equivalent Fictitious Round Robin:

- 1) At time 0, start with channel 1.
- 2) When the base station switches to channel n , set its current information state to $P_{n,01}^{(M)}$.³ Keep transmitting data packets over channel n until we receive a NACK. Then switch to channel $(n+1 \bmod M)+1$ and repeat Step 2).

In some sense $\text{RR}(M)$ is engineered to be *the worst* among policies that serve channels in the circular order $1 \rightarrow 2 \rightarrow \dots \rightarrow M \rightarrow 1 \rightarrow \dots$. To see this, we note that under every such policy the time between two subsequent uses of any channel n is at least $(M-1)$ slots, for each channel other than n , $(M-1)$ in

³In reality we cannot set the information state of a channel, and therefore the policy is fictitious.

total, consumes at least one slot in between. Therefore, when a channel is served for another round, its starting information state must always be at least $P_{n,01}^{(M)}$ (the proof is similar to that of Lemma 2). From the equivalent fictitious round robin, we see that $RR(M)$ emulates this worst information state $P_{n,01}^{(M)}$ whenever a channel is re-selected for service. Intuitively, this is the reason why our inner capacity bound constructed later using $RR(M)$ provides a throughput guarantee for a large class of policies.

B. Network Throughput under $RR(M)$

Next we analyze the throughput supported by $RR(M)$.

1) *General Case:* Under $RR(M)$, let L_{kn} denote the duration of the k th time the base station stays with channel n . A sample path of the $\{L_{kn}\}$ process looks like

$$(\underbrace{L_{11}, L_{12}, \dots, L_{1M}}_{\text{round } k=1}, \underbrace{L_{21}, L_{22}, \dots, L_{2M}}_{\text{round } k=2}, L_{31}, \dots). \quad (4)$$

The next lemma presents useful properties of L_{kn} , which serve as the foundation of the throughput analysis in the rest of the paper.

Lemma 3. *For any integer k and $n \in \{1, 2, \dots, M\}$,*

- 1) *The probability mass function of L_{kn} is independent of k , and is*

$$L_{kn} = \begin{cases} 1 & \text{with prob. } 1 - P_{n,01}^{(M)} \\ j \geq 2 & \text{with prob. } P_{n,01}^{(M)} (P_{n,11})^{(j-2)} P_{n,10}. \end{cases} \quad (5)$$

As a result, for all $k \in \mathbb{N}$ we have

$$\mathbb{E}[L_{kn}] = 1 + \frac{P_{n,01}^{(M)}}{P_{n,10}} = 1 + \frac{P_{n,01}(1 - (1 - x_n)^M)}{x_n P_{n,10}}.$$

- 2) *The number of data packets served in L_{kn} is $(L_{kn} - 1)$.*
- 3) *For every fixed channel n , time durations L_{kn} are i.i.d. random variables over all k .*

Proof of Lemma 3:

- 1) Note that $L_{kn} = 1$ if, on the first slot of serving channel n , either a dummy packet is transmitted or a data packet is transmitted but the channel is OFF. This event occurs with probability

$$\left(1 - \frac{P_{n,01}^{(M)}}{\omega_n(t)}\right) + \frac{P_{n,01}^{(M)}}{\omega_n(t)} (1 - \omega_n(t)) = 1 - P_{n,01}^{(M)}.$$

Next, $L_{kn} = j \geq 2$ if in the first slot a data packet is successfully served, and this is followed by $(j-2)$ consecutive ON slots and one OFF slot. This happens with probability $P_{n,01}^{(M)} (P_{n,11})^{(j-2)} P_{n,10}$. The expectation of L_{kn} can be directly computed from the probability mass function.

- 2) We can observe that one data packet is served in every slot of L_{kn} except for the last one (when a dummy packet is sent over channel n , we have $L_{kn} = 1$ and zero data packets are served).
- 3) At the beginning of every L_{kn} , we observe from the equivalent fictitious round robin policy that $RR(M)$

effectively fixes $P_{n,01}^{(M)}$ as the current information state, regardless of the true current state $\omega_n(t)$. Neglecting $\omega_n(t)$ is to discard all system history, including all past $L_{k'n}$ for all $k' < k$. Thus L_{kn} are i.i.d.. More rigorously, we can show that for any $k' < k$ and integers $l_{k'}$ and l_k , we have

$$\Pr[L_{kn} = l_k \mid L_{k'n} = l_{k'}] = \Pr[L_{kn} = l_k].$$

■

Now we can derive the throughput vector supported by $RR(M)$. Fix an integer $K > 0$. By Lemma 3, the time average throughput over channel n after all channels finish their K th rounds, which we denote by $\mu_n(K)$, is

$$\mu_n(K) \triangleq \frac{\sum_{k=1}^K (L_{kn} - 1)}{\sum_{k=1}^K \sum_{n=1}^M L_{kn}}. \quad (6)$$

Passing $K \rightarrow \infty$, we get

$$\begin{aligned} \lim_{K \rightarrow \infty} \mu_n(K) &= \lim_{K \rightarrow \infty} \frac{\sum_{k=1}^K (L_{kn} - 1)}{\sum_{k=1}^K \sum_{n=1}^M L_{kn}} \\ &= \lim_{K \rightarrow \infty} \frac{(1/K) \sum_{k=1}^K (L_{kn} - 1)}{\sum_{n=1}^M (1/K) \sum_{k=1}^K L_{kn}} \\ &\stackrel{(a)}{=} \frac{\mathbb{E}[L_{1n}] - 1}{\sum_{n=1}^M \mathbb{E}[L_{1n}]} \\ &\stackrel{(b)}{=} \frac{P_{n,01}(1 - (1 - x_n)^M)/(x_n P_{n,10})}{M + \sum_{n=1}^M P_{n,01}(1 - (1 - x_n)^M)/(x_n P_{n,10})}, \end{aligned} \quad (7)$$

where (a) is by the Law of Large Numbers (LLN) (noting by Lemma 3 that L_{kn} are i.i.d. over k), and (b) is by Lemma 3.

2) *Symmetric Case:* We are particularly interested in the sum throughput under $RR(M)$ when channels are symmetric, that is, all channels have the same statistics $\mathbf{P}_n = \mathbf{P}$ for all n . In this case every channel shares the same throughput. From (7), we can show the sum throughput is

$$\sum_{n=1}^M \lim_{K \rightarrow \infty} \mu_n(K) = \frac{P_{01}(1 - (1 - x)^M)}{x P_{10} + P_{01}(1 - (1 - x)^M)},$$

where in the last term we have dropped the subscript n because of channel symmetry. It is handy to define a function $c_{(\cdot)} : \mathbb{N} \rightarrow \mathbb{R}$ as

$$c_M \triangleq \frac{P_{01}(1 - (1 - x)^M)}{x P_{10} + P_{01}(1 - (1 - x)^M)}, \quad x \triangleq P_{01} + P_{10}. \quad (8)$$

Define $c_\infty \triangleq P_{01}/(x P_{10} + P_{01})$. The function $c_{(\cdot)}$ will be used extensively in this paper. We summarize the above derivation in the next lemma.

Lemma 4. *Policy $RR(M)$ serves channel $n \in \{1, 2, \dots, M\}$ with throughput*

$$\frac{P_{n,01}(1 - (1 - x_n)^M)/(x_n P_{n,10})}{M + \sum_{n=1}^M P_{n,01}(1 - (1 - x_n)^M)/(x_n P_{n,10})}.$$

In particular, in symmetric channels the sum throughput under

RR(M) is

$$c_M = \frac{P_{01}(1 - (1 - x)^M)}{xP_{10} + P_{01}(1 - (1 - x)^M)}, \quad x = P_{01} + P_{10},$$

and every channel has throughput c_M/M .

We remark that the sum throughput c_M of RR(M) in the symmetric case is nondecreasing in M , and thus can be improved by serving more channels. Interestingly, here we see that the sum throughput is improved by having *multiuser diversity* in the network, even though instantaneous channel states are never known.

C. How Good is RR(M)?

Next, in symmetric channels, we quantify how close the sum throughput c_M is to optimal. The following lemma presents a useful upper bound on the maximum sum throughput.

Lemma 5 ([5], [6]). *In symmetric channels, any scheduling policy that confines to our model has sum throughput less than or equal to c_∞ .⁴*

By Lemma 5, we note that the sum throughput loss of RR(M) is no larger than $c_\infty - c_M$. Define \tilde{c}_M as

$$\tilde{c}_M \triangleq \frac{P_{01}(1 - (1 - x)^M)}{xP_{10} + P_{01}} = c_\infty(1 - (1 - x)^M)$$

and note that $\tilde{c}_M \leq c_M \leq c_\infty$. It follows

$$c_\infty - c_M \leq c_\infty - \tilde{c}_M = c_\infty(1 - x)^M. \quad (9)$$

The last term of (9) decreases to zero geometrically fast as M increases. This indicates that RR(M) yields near-optimal sum throughput even when it only serves a moderately large number of channels.

IV. RANDOMIZED ROUND ROBIN POLICY, INNER AND OUTER CAPACITY BOUND

A. Randomized Round Robin Policy

Under policy RR(M), the throughput vector on participating channels has a fixed proportion that depends on channel statistics. When channels are symmetric, for example, the sum throughput is evenly distributed. Here we are interested in how to support a throughput vector in arbitrary proportion using RR(M). One natural way is to randomly mix RR(M) policies, each of which operates on a different subset of channels. In this section we study this class of randomized round robin policies, whose achievable rate region is our inner capacity bound on Λ .

Let Φ_M , for $1 \leq M \leq N$, denote the set of N -dimensional binary vectors $\phi = (\phi_1, \phi_2, \dots, \phi_N) \in \{0, 1\}^N$ in which exactly M components are 1. We can use a particular ϕ in Φ_M to represent an M -user subset of $\{1, 2, \dots, N\}$, where user $n \in \phi$ if $\phi_n = 1$. We thus define *policy* ϕ as the policy that performs RR(M) on this subset of users. We say channel

n is *active* in ϕ if $\phi_n = 1$. Let $M(\phi)$ denote the number of active channels in ϕ . Define $\Phi \triangleq \bigcup_{M=1}^N \Phi_M$ as the set of all nonzero binary vectors, representing all possible RR(M) policies. Consider now the following class of *randomized round robin policies*.

Randomized Round Robin Policy RandRR:

- 1) Pick $\phi \in \Phi$ with probability α_ϕ , where $\sum_{\phi \in \Phi} \alpha_\phi = 1$.
- 2) Denote by τ_n the time duration between the last use of channel n and the beginning of current round. Run for one round the round robin policy ϕ on its active channels, where channels are served in the decreasing order of τ_n . Then go to Step 1).

We note that, for any round robin policy ϕ , RandRR may serve its active channels in different order in different rounds. It helps to increase the time between two subsequent uses of any channel, and thus improves throughput. Also, it leads to the next lemma necessary for the feasibility of executing ϕ in RandRR (similar to Lemma 2).

Lemma 6. *When $\phi \in \Phi$ is chosen by RandRR for a new round of transmission, every active channel n in ϕ starts with information state no worse than $P_{n,01}^{(M(\phi))}$.*

Proof of Lemma 6: See Appendix B. ■

The throughput analysis of RR(M) can be directly applied to that of RandRR. As a corollary of Lemma 3, we can show the following.

Corollary 1. *For each policy $\phi \in \Phi$, within time periods in which ϕ is executed by RandRR, denote by L_{kn}^ϕ the duration of the k th time the base station stays with active channel n . Then:*

- 1) *The probability mass function of L_{kn}^ϕ is independent of k , and is*

$$L_{kn}^\phi = \begin{cases} 1 & \text{with prob. } 1 - P_{n,01}^{(M(\phi))} \\ j \geq 2 & \text{with prob. } P_{n,01}^{(M(\phi))} (P_{n,11})^{(j-2)} P_{n,10}. \end{cases} \quad (10)$$

As a result, for all $k \in \mathbb{N}$ we have

$$\begin{aligned} \mathbb{E}[L_{kn}^\phi] &= 1 + \frac{P_{n,01}^{(M(\phi))}}{P_{n,10}} \\ &= 1 + \frac{P_{n,01}(1 - (1 - x_n)^{M(\phi)})}{x_n P_{n,10}}. \end{aligned} \quad (11)$$

- 2) *The number of data packets served in L_{kn}^ϕ is $(L_{kn}^\phi - 1)$.*
- 3) *For every fixed ϕ and every fixed active channel n in ϕ , the time durations L_{kn}^ϕ are i.i.d. random variables over all k .*

B. Achievable Network Capacity — An Inner Capacity Bound

Next we present the achievable rate region of this class of RandRR policies. Intuitively, by the analysis prior to Lemma 4, round robin policy $\phi \in \Phi$ yields throughput

$$\frac{\mathbb{E}[L_{1n}^\phi] - 1}{\sum_{n:\phi_n=1} \mathbb{E}[L_{1n}^\phi]}$$

⁴We note that the throughput analysis in [5] makes a minor assumption on the existence of some limiting time average. Using similar ideas of [5], in Theorem 2 of Section IV-C we will construct an upper bound on maximum sum throughput for general positively correlated Markov ON/OFF channels. When restricted to the symmetric case, we get the same upper bound without any assumption.

over active channel n in ϕ , where L_{1n}^ϕ is defined in (10). Denote by $\mathbf{h}^\phi = (h_n^\phi : 1 \leq n \leq N)$ the N -dimensional vector such that

$$h_n^\phi = \begin{cases} \mathbb{E}[L_{1n}^\phi] - 1 & \text{if } \phi_n = 1 \\ 0 & \text{otherwise.} \end{cases} \quad (12)$$

Then policy ϕ supports the throughput vector $\boldsymbol{\eta}^\phi = (\eta_n^\phi : 1 \leq n \leq N)$ where

$$\eta_n^\phi \triangleq \frac{h_n^\phi}{\sum_{n:\phi_n=1} \mathbb{E}[L_{1n}^\phi]} = \frac{h_n^\phi}{\|\mathbf{h}^\phi\|_1 + M(\phi)}. \quad (13)$$

Incorporating all possible random mixtures of policies in Φ , we envision that RandRR supports any data rate vector that is entrywise dominated by a convex combination of vectors $\{\boldsymbol{\eta}^\phi : \phi \in \Phi\}$.

Theorem 1 (Generalized Inner Capacity Bound). *The class of RandRR policies supports all data rate vectors $\boldsymbol{\lambda}$ in the set Λ_{int} defined as*

$$\Lambda_{\text{int}} \triangleq \left\{ \boldsymbol{\lambda} \mid \mathbf{0} \leq \boldsymbol{\lambda} \leq \boldsymbol{\mu}, \boldsymbol{\mu} \in \text{conv} \left(\left\{ \boldsymbol{\eta}^\phi \right\}_{\phi \in \Phi} \right) \right\},$$

where $\boldsymbol{\eta}^\phi$ is defined in (13), $\text{conv}(A)$ denotes the convex hull of set A , and \leq is taken entrywise.

Proof of Theorem 1: See Appendix C. ■

Applying Theorem 1 to symmetric channels yields the following corollary.

Corollary 2 (Inner Capacity Bound for Symmetric Channels). *In symmetric channels, the class of RandRR policies supports all rate vectors $\boldsymbol{\lambda} \in \Lambda_{\text{int}}$ where*

$$\Lambda_{\text{int}} = \left\{ \boldsymbol{\lambda} \mid \mathbf{0} \leq \boldsymbol{\lambda} \leq \boldsymbol{\mu}, \boldsymbol{\mu} \in \text{conv} \left(\left\{ \left\{ \frac{c_{M(\phi)}}{M(\phi)} \phi \right\}_{\phi \in \Phi} \right\} \right) \right\}, \quad (14)$$

where $c_{M(\phi)}$ is defined in (8).

An example of the inner capacity bound will be provided later in this section.

C. Outer Capacity Bound

Next, we construct an outer bound on Λ using several novel ideas. First, by state aggregation, we transform the information state process $\{\omega_n(t)\}$ for each n into non-stationary two-state Markov chains. Second, we create a set of bounding stationary Markov chains which has the structure of a multi-armed bandit problem. Finally, we create an outer capacity bound by relating the bounding model to the original non-stationary Markov chains using stochastic coupling. We note that since the control of the set of information state processes $\{\omega_n(t)\}$ can be viewed as a restless bandit problem [13], it is interesting to see how we can bound the optimal performance of a restless bandit problem by a related multi-armed bandit system.

To continue, first we map channel information states $\omega_n(t)$ into *modes* for each $n \in \{1, 2, \dots, N\}$. Inspired by (3), we observe each channel n must be in one of the following two modes:

- M1 The last observed state is ON, and the channel has not been seen (through feedback) to turn OFF. In this mode the information state $\omega_n(t)$ lies in $[\pi_{n,\text{ON}}, P_{n,11}]$.
- M2 The last observed state is OFF, and the channel has not been seen to turn ON. In this mode $\omega_n(t)$ is in $[P_{n,01}, \pi_{n,\text{ON}}]$.

On channel n , we define a map $f_n : \mathcal{W}_n \cup \{\pi_{n,\text{ON}}\} \rightarrow \{\text{M1}, \text{M2}\}$ where $f_n(\omega_n(t)) = \text{M1}$ if $\omega_n(t) \in (\pi_{n,\text{ON}}, P_{n,11}]$ and M2 if $\omega_n(t) \in [P_{n,01}, \pi_{n,\text{ON}}]$. Then for any information state process $\{\omega_n(t)\}$ (controlled by some scheduling policy), we can show that the corresponding mode process under f_n can be represented by the Markov chains shown in Fig. 3. Specifically, when channel n is served and idled in a slot, the associated mode transition follows the upper non-stationary chain (with time-varying transition probabilities $\{\omega_n(t), 1 - \omega_n(t)\}$) and the lower chain of Fig. 3, respectively. We emphasize that at mode M1 the self-transition probability $\omega_n(t) \leq P_{n,11}$, and at mode M2 we have $\omega_n(t) \leq \pi_{n,\text{ON}}$. Further, a packet is served if and only if M1 is visited in the upper chain.

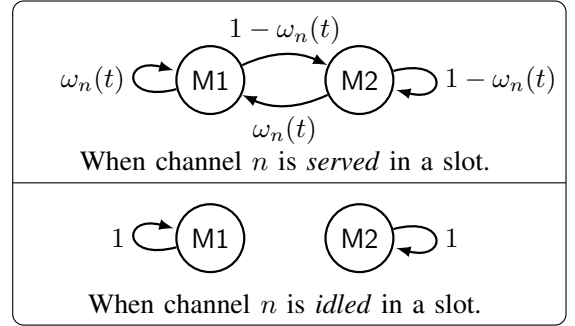


Fig. 3. Real mode transition diagrams for channel n .

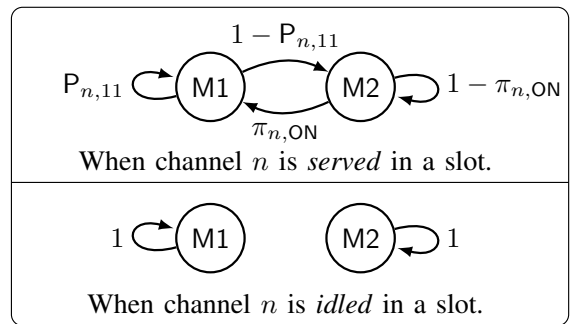


Fig. 4. Fictitious mode transition diagrams for channel n .

To upper bound throughput, we compare Fig. 3 to the mode transition diagrams in Fig. 4 that corresponds to a fictitious model for channel n . This fictitious channel has constant information state $P_{n,11}$ when it is in mode M1, and $\pi_{n,\text{ON}}$ when it is in M2. In other words, it sets its current information state to be the best possible in either mode. It follows that, when both the real and the fictitious channel n are served, the probabilities of the transitions $\text{M1} \rightarrow \text{M1}$ and $\text{M2} \rightarrow \text{M1}$ in the upper chain of Fig. 4 are respectively greater than or

equal to those in Fig. 3. In other words, the upper chain of Fig. 4 is *more likely* to go to mode M1 and serve packets than that of Fig. 3. Therefore, intuitively, if we serve both the real and the fictitious channel in the same infinite sequence of time slots, the fictitious channel will yield higher throughput. This observation can be made precise by the next lemma.

Lemma 7. Consider two discrete-time Markov chains $\{X(t)\}$ and $\{Y(t)\}$ both with state space $\{0, 1\}$. Suppose $\{X(t)\}$ is stationary and ergodic with transition probability matrix

$$\mathbf{P} = \begin{bmatrix} P_{00} & P_{01} \\ P_{10} & P_{11} \end{bmatrix},$$

and $\{Y(t)\}$ is non-stationary with

$$\mathbf{Q}(t) = \begin{bmatrix} Q_{00}(t) & Q_{01}(t) \\ Q_{10}(t) & Q_{11}(t) \end{bmatrix}.$$

Assume $P_{01} \geq Q_{01}(t)$ and $P_{11} \geq Q_{11}(t)$ for all t . In $\{X(t)\}$, let $\pi_X(1)$ denote the stationary probability of state 1; $\pi_X(1) = P_{01}/(P_{01} + P_{10})$. In $\{Y(t)\}$, define

$$\pi_Y(1) \triangleq \limsup_{T \rightarrow \infty} \frac{1}{T} \sum_{t=0}^{T-1} Y(t)$$

as the limiting fraction of time $\{Y(t)\}$ stays at state 1. Then we have

$$\pi_X(1) \geq \pi_Y(1).$$

Proof of Lemma 7: Given in Appendix E. ■

Next, we note that executing a scheduling policy in the network is to generate a sequence of channel selection decisions. By Lemma 7, if we apply the same sequence of channel selection decisions of some scheduling policy to the set of fictitious channels, we will get higher throughput on every channel. A direct consequence of this is that the maximum sum throughput over fictitious channels is greater than or equal to that over real channels.

Lemma 8. The maximum sum throughput over the set of fictitious channels is

$$\max_{n \in \{1, 2, \dots, N\}} \{c_{n, \infty}\}, \quad c_{n, \infty} \triangleq \frac{P_{n, 01}}{x_n P_{n, 10} + P_{n, 01}}.$$

Proof of Lemma 8: We note that finding the maximum sum throughput over fictitious channels is equivalent to solving a multi-armed bandit problem [14] with each channel acting as an arm (see Fig. 4 and note that a channel can change mode only when it is served), and one unit of reward is earned if a packet is delivered. The optimal solution to the multi-armed bandit is to always play the arm (channel) with the largest average reward (throughput). The average reward over channel n is equal to the stationary probability of mode M1 in the upper chain of Fig. 4, which is

$$\frac{\pi_{n, \text{ON}}}{P_{n, 10} + \pi_{n, \text{ON}}} = \frac{P_{n, 01}}{x_n P_{n, 10} + P_{n, 01}}.$$

This finishes the proof. ■

Together with the fact that throughput over any real channel n cannot exceed its stationary ON probability $\pi_{n, \text{ON}}$, we construct the following outer capacity bound (the proof follows

the above discussions and thus is omitted).

Theorem 2. (Generalized Outer Capacity Bound): Any supportable throughput vector $\boldsymbol{\lambda} = (\lambda_1, \lambda_2, \dots, \lambda_N)$ necessarily satisfies

$$\lambda_n \leq \pi_{n, \text{ON}}, \quad \text{for all } n \in \{1, 2, \dots, N\},$$

$$\sum_{n=1}^N \lambda_n \leq \max_{n \in \{1, 2, \dots, N\}} \{c_{n, \infty}\}. \quad (15)$$

These $(N + 1)$ hyperplanes comprises of an outer capacity bound Λ_{out} on Λ .

Corollary 3 (Outer Capacity Bound for Symmetric Channels). In symmetric channels with $\mathbf{P}_n = \mathbf{P}$, $c_{n, \infty} = c_{\infty}$, and $\pi_{n, \text{ON}} = \pi_{\text{ON}}$ for all n , we have

$$\Lambda_{\text{out}} = \left\{ \boldsymbol{\lambda} \geq \mathbf{0} \mid \sum_{n=1}^N \lambda_n \leq c_{\infty}, \lambda_n \leq \pi_{\text{ON}} \text{ for } 1 \leq n \leq N \right\}, \quad (16)$$

where \geq is taken entrywise.

We note that Lemma 5 in Section III-C also directly follows Corollary 3.

D. A Tighter Outer Bound

Under the assumption that under any scheduling policy the limiting fraction of time a channel is served exists, we can derive a tighter outer capacity bound. Specifically, under any fixed scheduling policy, let β_n denote the fraction of time the real channel n is served; $\sum_{n=1}^N \beta_n = 1$. Then from the above discussions the throughput achieved by that policy over the real channel n is less than or equal to $\beta_n c_{n, \infty}$. In other words, the achieved throughput vector $\boldsymbol{\lambda}$ is entrywise dominated by a point in the convex hull of the set $\{c_{n, \infty} \mathbf{e}_n\}_{n=1}^N$, where \mathbf{e}_n is the unit coordinate vector with n th entry being 1 and 0 otherwise. Consequently, we have the following tighter outer bound

$$\Lambda_{\text{out}} = \left\{ \boldsymbol{\lambda} \mid \begin{array}{l} 0 \leq \lambda_n \leq \pi_{n, \text{ON}}, \text{ for } n \in \{1, 2, \dots, N\}, \\ \boldsymbol{\lambda} \leq \boldsymbol{\mu} \text{ for some } \boldsymbol{\mu} \in \text{conv}(\{c_{n, \infty} \mathbf{e}_n\}_{n=1}^N) \end{array} \right\},$$

where \leq is taken entrywise.

E. A Two-User Example on Symmetric Channels

Here we consider a two-user example on symmetric channels. For simplicity we will drop the subscript n in notations. From Corollary 3, we have the outer bound

$$\Lambda_{\text{out}} = \left\{ \begin{bmatrix} \lambda_1 \\ \lambda_2 \end{bmatrix} \mid \begin{array}{l} 0 \leq \lambda_n \leq P_{01}/x, \text{ for } 1 \leq n \leq 2, \\ \lambda_1 + \lambda_2 \leq P_{01}/(xP_{10} + P_{01}), \\ x = P_{01} + P_{10} \end{array} \right\}.$$

For the inner bound Λ_{int} , note that policy RandRR can execute three round robin policies $\Phi = \{(1, 1), (0, 1), (1, 0)\}$. From Corollary 2 we have

$$\Lambda_{\text{int}} = \left\{ \begin{bmatrix} \lambda_1 \\ \lambda_2 \end{bmatrix} \mid \begin{array}{l} 0 \leq \lambda_n \leq \mu_n, \text{ for } 1 \leq n \leq 2, \\ \begin{bmatrix} \mu_1 \\ \mu_2 \end{bmatrix} \in \text{conv} \left(\left\{ \begin{bmatrix} c_2/2 \\ c_2/2 \end{bmatrix}, \begin{bmatrix} c_1 \\ 0 \end{bmatrix}, \begin{bmatrix} 0 \\ c_1 \end{bmatrix} \right\} \right) \end{array} \right\}.$$

Under the special case $P_{01} = P_{10} = 0.2$, the two bounds Λ_{int} and Λ_{out} are shown in Fig. 5.

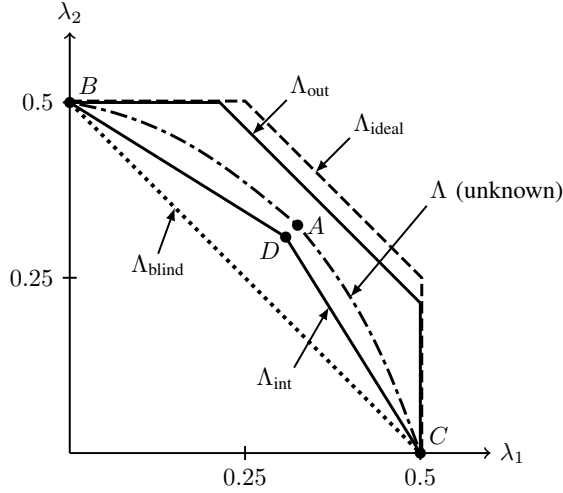


Fig. 5. Comparison of rate regions under different assumptions. Point B and C achieve sum throughput $c_1 = \pi_{\text{ON}} = 0.5$, and the sum throughput at D is $c_2 \approx 0.615$. Any other boundary point of Λ_{int} has sum throughput lying in (c_1, c_2) .

In Fig. 5 we also compare Λ_{int} and Λ_{out} with other rate regions. Set Λ_{ideal} is the ideal capacity region when instantaneous channel states are known without causing any (timing) overhead [15]. Next, it is shown in [5] that the maximum sum throughput in this network is achieved at point $A = (0.325, 0.325)$. The (unknown) network capacity region Λ is bounded between Λ_{int} and Λ_{out} , and has boundary points B , A , and C . Since the boundary of Λ is a concave curve connecting B , A , and C , we envision that Λ shall contain but be very close to Λ_{int} .

Finally, the rate region Λ_{blind} is rendered by completely neglecting channel memory and treating the channels as i.i.d. over slots [1]. We observe the throughput gain $\Lambda_{\text{int}} \setminus \Lambda_{\text{blind}}$, as much as 23% in this example, is achieved by incorporating channel memory. In general, if channels are symmetric and treated as i.i.d. over slots, we can show the maximum achievable sum throughput is $\pi_{\text{ON}} = c_1$. Then the maximum throughput gain of RandRR using channel memory is $c_N - c_1$, which as $N \rightarrow \infty$ converges to

$$c_\infty - c_1 = \frac{P_{01}}{xP_{10} + P_{01}} - \frac{P_{01}}{P_{01} + P_{10}}, \quad (17)$$

which is controlled by the factor $x = P_{01} + P_{10}$.

F. A Heuristically Tighter Inner Bound

It is shown in [6] that the following policy maximizes the sum throughput in a symmetric network:

Serve channels in a circular order, where on each channel keep transmitting packets until a NACK is received.

In the above two-user example, this policy achieves throughput vector A in Fig. 6. If we replace our round robin policy RR(M) by this one, heuristically we shall be able to construct a tighter

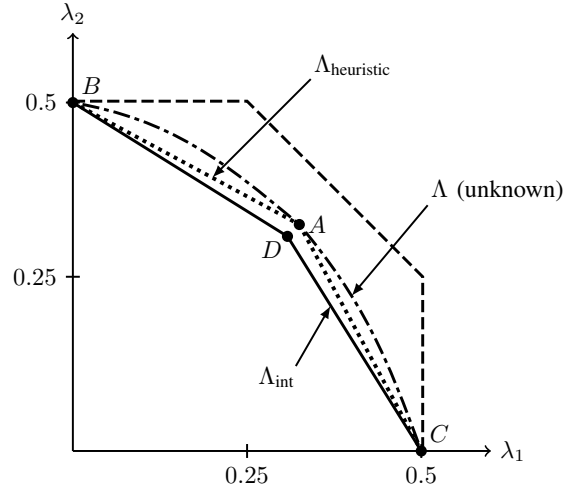


Fig. 6. Comparison of our inner bound Λ_{int} , the unknown network capacity region Λ , and a heuristically better inner bound $\Lambda_{\text{heuristic}}$.

inner capacity bound. For example, we can support the tighter inner bound $\Lambda_{\text{heuristic}}$ in Fig. 6 by appropriate time sharing among policies that serve different subsets of users. However, we note that this approach is difficult to analyze because the $\{L_{kn}\}$ process (see (4)) forms a high-dimensional Markov chain. Yet, our inner bound Λ_{int} provides a good throughput guarantee for this class of heuristic policies.

V. PROXIMITY OF THE INNER BOUND TO THE TRUE CAPACITY REGION — SYMMETRIC CASE

Next we bound the closeness of the boundary of Λ_{int} and Λ in case of symmetric channels. In Section III-C, by choosing $M = N$, we have provided such analysis for the boundary point in the direction $(1, 1, \dots, 1)$. Here we generalize to all boundary points. Define

$$\mathcal{V} \triangleq \left\{ (v_1, v_2, \dots, v_N) \mid \begin{array}{l} v_n \geq 0 \text{ for } 1 \leq n \leq N, \\ v_n > 0 \text{ for at least one } n \end{array} \right\}$$

as a set of directional vectors. For any $\mathbf{v} \in \mathcal{V}$, let $\boldsymbol{\lambda}^{\text{int}} = (\lambda_1^{\text{int}}, \lambda_2^{\text{int}}, \dots, \lambda_N^{\text{int}})$ and $\boldsymbol{\lambda}^{\text{out}} = (\lambda_1^{\text{out}}, \lambda_2^{\text{out}}, \dots, \lambda_N^{\text{out}})$ be the boundary point of Λ_{int} and Λ_{out} in the direction of \mathbf{v} , respectively. It is useful to compute $\|\boldsymbol{\lambda}^{\text{out}} - \boldsymbol{\lambda}^{\text{int}}\|_1$, for it upper bounds the sum throughput loss of Λ_{int} from Λ in the direction of \mathbf{v} .⁵ We note that computing $\boldsymbol{\lambda}^{\text{int}}$ in an arbitrary direction is hard. Thus we will find an upper bound on $\|\boldsymbol{\lambda}^{\text{out}} - \boldsymbol{\lambda}^{\text{int}}\|_1$.

A. Preliminary

To have more intuitions on Λ_{int} , we start with a toy example of $N = 3$ users. We are interested in the boundary point of Λ_{int} in the direction of $\mathbf{v} = (1, 2, 1)$. Consider two RandRR-type policies ψ_1 and ψ_2 defined as follows.

$$\text{For } \psi_1, \text{ choose } \begin{cases} \phi^1 = (1, 0, 0) & \text{with prob. } 1/4 \\ \phi^2 = (0, 1, 0) & \text{with prob. } 1/2 \\ \phi^3 = (0, 0, 1) & \text{with prob. } 1/4 \end{cases}$$

⁵Note that $\|\boldsymbol{\lambda}^{\text{out}} - \boldsymbol{\lambda}^{\text{int}}\|_1$ also bounds the distance between Λ_{out} and Λ .

For ψ_2 , choose $\begin{cases} \phi^4 = (1, 1, 0) & \text{with prob. } 1/2 \\ \phi^5 = (0, 1, 1) & \text{with prob. } 1/2 \end{cases}$

Both ψ_1 and ψ_2 support data rates in the direction of $(1, 2, 1)$. We can show, however, ψ_1 supports throughput vector

$$\frac{1}{4} \begin{bmatrix} c_1 \\ 0 \\ 0 \end{bmatrix} + \frac{1}{2} \begin{bmatrix} 0 \\ c_1 \\ 0 \end{bmatrix} + \frac{1}{4} \begin{bmatrix} 0 \\ 0 \\ c_1 \end{bmatrix} = \frac{c_1}{4} \begin{bmatrix} 1 \\ 2 \\ 1 \end{bmatrix},$$

while ψ_2 supports

$$\frac{1}{2} \begin{bmatrix} c_2/2 \\ c_2/2 \\ 0 \end{bmatrix} + \frac{1}{2} \begin{bmatrix} 0 \\ c_2/2 \\ c_2/2 \end{bmatrix} = \frac{c_2}{4} \begin{bmatrix} 1 \\ 2 \\ 1 \end{bmatrix} \geq \frac{c_1}{4} \begin{bmatrix} 1 \\ 2 \\ 1 \end{bmatrix}.$$

We see that ψ_2 achieves data rates closer than ψ_1 does to the boundary of Λ_{int} , and it is because every sub-policy of ψ_2 , namely ϕ^4 and ϕ^5 , supports sum throughput c_2 (by Lemma 4), where those of ψ_1 only support c_1 . In other words, policy ψ_2 has better *multiuser diversity gain* than ψ_1 does. This example suggests that we can find a good lower bound on λ^{int} by exploring to what extent the multiuser diversity can be exploited. We start with the following definition.

Definition 1. For any $\mathbf{v} \in \mathcal{V}$, we say \mathbf{v} is d -user diverse if \mathbf{v} can be written as a positive combination of vectors in Φ_d , where Φ_d denotes the set of N -dimensional binary vectors having d entries be 1. Define

$$d(\mathbf{v}) \triangleq \max_{1 \leq d \leq N} \{d \mid \mathbf{v} \text{ is } d\text{-user diverse}\},$$

and we shall say \mathbf{v} is maximally $d(\mathbf{v})$ -user diverse.

The notion of $d(\mathbf{v})$ is well-defined because every \mathbf{v} must be 1-user diverse.⁶ Definition 1 is the most useful to us through the next lemma.

Lemma 9. The boundary point of Λ_{int} in the direction of $\mathbf{v} \in \mathcal{V}$ has sum throughput at least $c_{d(\mathbf{v})}$.

Proof of Lemma 9: See Appendix F. ■

Fig. 5 provides an example of Lemma 9. We observe that $(1, 1)$ is the only direction that is maximally 2-user diverse, and sum throughput c_2 is achieved. For all the other directions, they are maximally 1-user diverse with sum throughput lying in $[c_1, c_2)$. Geometrically, we can show that a maximally d -user diverse vector, say \mathbf{v}_d , forms a smaller angle with the all-1 vector $(1, 1, \dots, 1)$ than a maximally d' -user diverse vector, say $\mathbf{v}_{d'}$, does if $d' < d$. In other words, data rates along \mathbf{v}_d are *more balanced* than those along $\mathbf{v}_{d'}$. Lemma 9 states that in a more balanced direction we guarantee to support higher sum throughput.

B. Proximity Analysis

We use the notion of $d(\mathbf{v})$ to upper bound $\|\lambda^{\text{out}} - \lambda^{\text{int}}\|_1$ for any $\mathbf{v} \in \mathcal{V}$. Let $\lambda^{\text{out}} = \theta \lambda^{\text{int}}$ for some $\theta \geq 1$. By (16), the boundary of Λ_{out} is characterized by the intersection of $(N+1)$ hyperplanes, namely, $\sum_{n=1}^N \lambda_n = c_\infty$ and $\lambda_n = \pi_{\text{ON}}$

⁶The set $\Phi_1 = \{\mathbf{e}_1, \mathbf{e}_2, \dots, \mathbf{e}_N\}$ is the collection of unit coordinate vectors where \mathbf{e}_n has its n th entry be 1 and 0 otherwise. Any vector $\mathbf{v} \in \mathcal{V}$, $\mathbf{v} = (v_1, v_2, \dots, v_N)$, can be written as $\mathbf{v} = \sum_{v_n > 0} v_n \mathbf{e}_n$.

for $1 \leq n \leq N$. We do not know which hyperplane λ^{out} is on, and thus need to consider all $(N+1)$ cases. If λ^{out} is on $\sum_{n=1}^N \lambda_n = c_\infty$, i.e., $\|\lambda^{\text{out}}\|_1 = c_\infty$, we get

$$\begin{aligned} \|\lambda^{\text{out}} - \lambda^{\text{int}}\|_1 &= c_\infty - \|\lambda^{\text{int}}\|_1 \\ &\stackrel{(a)}{\leq} c_\infty - c_{d(\mathbf{v})} \stackrel{(b)}{\leq} c_\infty (1 - x)^{d(\mathbf{v})} \end{aligned} \quad (18)$$

where (a) is by Lemma 9 and (b) is by (9). If λ^{out} is on $\lambda_n = \pi_{\text{ON}}$ for some n , then $\theta = \pi_{\text{ON}}/\lambda_n^{\text{int}}$. It follows that

$$\|\lambda^{\text{out}} - \lambda^{\text{int}}\|_1 = (\theta - 1) \|\lambda^{\text{int}}\|_1 \leq \left(\frac{\pi_{\text{ON}}}{\lambda_n^{\text{int}}} - 1 \right) c_\infty. \quad (19)$$

Combining (18) and (19) leads to the next lemma.

Lemma 10. The sum throughput loss of Λ_{int} from Λ in the direction of \mathbf{v} is upper bounded by

$$\begin{aligned} \min \left[c_\infty (1 - x)^{d(\mathbf{v})}, \min_{1 \leq n \leq N} \left\{ \left(\frac{\pi_{\text{ON}}}{\lambda_n^{\text{int}}} - 1 \right) c_\infty \right\} \right] \\ = c_\infty \min \left[(1 - x)^{d(\mathbf{v})}, \frac{\pi_{\text{ON}}}{\max_{1 \leq n \leq N} \{\lambda_n^{\text{int}}\}} - 1 \right]. \end{aligned} \quad (20)$$

Lemma 10 shows that, if data rates are more balanced, namely, have a larger $d(\mathbf{v})$, the sum throughput loss is dominated by the first term in the minimum of (20) and decreases to 0 geometrically fast with $d(\mathbf{v})$. If data rates are biased toward a particular user, the second term in the minimum of (20) captures the throughput loss, which goes to 0 as the rate of the favored user goes to the single-user capacity π_{ON} .

VI. THROUGHPUT-ACHIEVING QUEUE-DEPENDENT ROUND ROBIN POLICY

Let $a_n(t)$, for $1 \leq n \leq N$, be the number of exogenous packet arrivals at the base station destined for user n in slot t . Suppose $a_n(t)$ are i.i.d. over slots with rate $\mathbb{E}[a_n(t)] = \lambda_n$, and $a_n(t)$ is bounded with $0 \leq a_n(t) \leq A_{\text{max}}$, where A_{max} is a finite integer. Let $U_n(t)$ be the backlog of user- n packets queued at the base station at time t . Define $\mathbf{U}(t) \triangleq (U_1(t), U_2(t), \dots, U_N(t))$ and suppose $U_n(0) = 0$ for all n . The queueing dynamics $\{U_n(t)\}$ evolves as

$$U_n(t+1) = \max(U_n(t) - \mu_n(s_n(t), t), 0) + a_n(t), \quad (21)$$

where $\mu_n(s_n(t), t) \in \{0, 1\}$ is the service rate allocated to user n in slot t . We have $\mu_n(s_n(t), t) = 1$ if user n is served and $s_n(t) = \text{ON}$, and 0 otherwise. In the rest of the paper we drop $s_n(t)$ in $\mu_n(s_n(t), t)$ and use $\mu_n(t)$ for notational simplicity. We say the network is (strongly) stable if

$$\limsup_{t \rightarrow \infty} \frac{1}{t} \sum_{\tau=0}^{t-1} \sum_{n=1}^N \mathbb{E}[U_n(\tau)] < \infty.$$

Consider a rate vector λ interior to Λ_{int} given in Theorem 1. Namely, there exists an $\epsilon > 0$ and a probability distribution $\{\beta_\phi\}_{\phi \in \Phi}$ such that

$$\lambda_n + \epsilon < \sum_{\phi \in \Phi} \beta_\phi \eta_n^\phi, \quad \text{for all } 1 \leq n \leq N. \quad (22)$$

Also by Theorem 1, there exists a RandRR policy that yields service rates equal to the right-side of (22) and thus stabilizes

the network with arrival rate vector λ [16, Lemma 3.6]. The existence of this policy is useful and we shall denote it by RandRR*. Solving for RandRR*, however, is infeasible when N is large, because we need to find the $(2^N - 1)$ unknown probabilities $\{\alpha_\phi\}_{\phi \in \Phi}$, compute $\{\beta_\phi\}_{\phi \in \Phi}$ via (26), and make (22) hold. Instead, we consider the following queue-dependent policy.

Queue-dependent Round Robin Policy (QRR):

- 1) Start with $t = 0$.
- 2) at time t , observe the current queue backlog vector $U(t)$ and for every round robin policy $\phi \in \Phi$ define

$$f(U(t), \phi) \triangleq \sum_{n: \phi_n=1} U_n(t) \mathbb{E} [L_{1n}^\phi - 1] - \mathbb{E} \left[\sum_{n: \phi_n=1} L_{1n}^\phi \right] \sum_{n=1}^N U_n(t) \lambda_n$$

where we can expand $\mathbb{E} [L_{1n}^\phi]$ by (11). Find the maximizing policy $\phi(U(t)) \in \Phi$ such that

$$\phi(U(t)) \triangleq \arg \max_{\phi \in \Phi} f(U(t), \phi).$$

- 3) Denote by τ_n the time duration between the last use of channel n and the beginning of current round. Run for one round the policy $\phi(U(t))$ on its active channels, where channels are served in the decreasing order of τ_n . Then go to Step 2).

The policy QRR is a frame-based algorithm similar to RandRR, except that at the beginning of every transmission round the policy selection is no longer random but based on a queue-dependent rule. Using a novel variable-length frame-based Lyapunov analysis, we will show that QRR stabilizes the network with any arrival rate vector λ strictly within the inner capacity bound Λ_{int} . The idea is that we can compare QRR with the (unknown) policy RandRR* that stabilizes λ , and show that QRR yields a larger negative drift on queue backlogs than RandRR* does in every transmission round, and thus is stable.

Theorem 3. *For any data rate vector λ interior to Λ_{int} , policy QRR strongly stabilizes the network.*

Proof of Theorem 3: See Appendix G. ■

In the special case of symmetric channels, we can show (in the proof of Theorem 3) that the channel selection step (Step 2) of QRR is no complex than sorting N real numbers.

Step 2) of QRR for Symmetric Channels:

- 1) At time t , redefine channel indices so that $U_1(t) \geq U_2(t) \geq \dots \geq U_N(t)$.
- 2) Compute

$$M^{\text{QRR}} \triangleq \arg \max_{1 \leq M \leq N} \left[P_{01}^{(M)} \left(\sum_{n=1}^M U_n(t) \right) - C_M \right]$$

where $C_M \triangleq M(P_{10} + P_{01}^{(M)}) (\sum_{n=1}^N U_n(t) \lambda_n)$.

- 3) Choose the round robin policy ϕ that serves channels $1, 2, \dots, M^{\text{QRR}}$.

Essentially, here QRR does the following: (1) find the right

number M^{QRR} of channels to serve; (2) serve the M^{QRR} channels with the first to the M^{QRR} -th largest backlogs. Intelligently, QRR dynamically balances between (a) serving a few heavily backlogged users with high arrival rates, and (b) evenly serving many users to support a higher sum throughput. A smaller and larger M^{QRR} would target (a) and (b), respectively.

VII. CONCLUSION

The network capacity of a wireless network is practically degraded by communication overhead. In this paper, we take a step forward by studying the fundamental achievable rate region when communication overhead is kept minimum, that is, when channel probing is not permitted. While solving the original problem is difficult, we construct an inner and an outer bound on the network capacity region, with the aid of channel memory. When channels are symmetric and the network serves a moderately large number of users, we show the inner and outer bound are progressively tight when data rates of different users are more balanced. We also derive a simple queue-dependent frame-based policy, as a function of packet arrival rates and channel statistics, and show that this policy stabilizes the network for any data rates strictly within the inner capacity bound.

Transmitting data without channel probing is one of the many options for communication over a wireless network. Practically each option may have pros and cons. In the future it is important to explore how to combine all the options to push the practically achievable network capacity to the limit. It will also be interesting to see how the framework and methodology developed in this paper can be applied to solve new problems in cognitive radio networks, multichannel dynamic access, and restless bandit.

APPENDIX A

Proof of Lemma 2: Initially, by (3) we have $\omega_n(0) = \pi_{n,\text{ON}} \geq P_{n,01}^{(M)}$ for all n . Suppose the base station switches to channel n at time t , and the last use of channel n ends at slot $(t - k)$ for some $k < t$. In slot $(t - k)$, there are two possible cases:

- 1) Channel n turns OFF, and the information state on slot t is $\omega_n(t) = P_{n,01}^{(k)}$. Due to round robin, the other $(M - 1)$ channels must have been used for at least one slot before t after slot $(t - k)$, and thus $k \geq M$. By (3) we have $\omega_n(t) = P_{n,01}^{(k)} \geq P_{n,01}^{(M)}$.
- 2) Channel n is ON and transmits a dummy packet. By (3) we have $\omega_n(t) = P_{n,11}^{(k)} \geq P_{n,01}^{(M)}$. ■

APPENDIX B

Proof of Lemma 6: At the beginning of a new round, suppose round robin policy ϕ is selected. We index its $M(\phi)$ active channels $(n_1, n_2, \dots, n_{M(\phi)})$ in the decreasing order of the time duration between their last use and now. In other words, the last use of n_k is earlier than that of $n_{k'}$, or $\tau_{n_k} \geq \tau_{n_{k'}}$, only if $k < k'$. Next, fix an active channel n_k . Then it suffices to show that when this channel is served in the

current round, the time duration back to its last service is at least $(M(\phi) - 1)$ slots (that this channel has information state no worse than $P_{n_k,01}^{(M(\phi))}$ then follows the same arguments in the proof of Lemma 2).

We partition the active channels in ϕ other than n_k into $\mathcal{A} = \{n_1, n_2, \dots, n_{k-1}\}$ and $\mathcal{B} = \{n_{k+1}, n_{k+2}, \dots, n_{M(\phi)}\}$. Then the last use of every channel in \mathcal{B} occurs after the last use of n_k , and so channel n_k has been idled for at least $|\mathcal{B}|$ slots at the start of the current round. However, the policy in this round will serve all channels in \mathcal{A} before serving n_k , taking at least one slot per channel, and so we wait at least additional $|\mathcal{A}|$ slots before serving channel n_k . The total time that this channel has been idled is thus at least $|\mathcal{A}| + |\mathcal{B}| = M(\phi) - 1$. ■

APPENDIX C

Proof of Theorem 1: Let $Z(t)$ denote the number of times Step 1) of RandRR is executed in $[0, t)$, in which we suppose policy ϕ is selected $Z_\phi(t)$ times. Define t_i , where $i \in \mathbb{Z}^+$, as the $(i+1)$ th time instant the base station selects a policy at random; assume $t_0 = 0$. It follows that $Z(t_i^-) = i$, $Z(t_i) = i + 1$, and the i th round of packet transmissions ends at time t_i^- .

Fix a policy ϕ . Within the time periods in which ϕ is executed, denote by L_{kn}^ϕ the duration of the k th time the base station stays with channel n . By Lemma 3, the time average throughput that policy ϕ yields on its active channel n over $[0, t_i)$ is

$$\frac{\sum_{k=1}^{Z_\phi(t_i)} (L_{kn}^\phi - 1)}{\sum_{\phi \in \Phi} \sum_{k=1}^{Z_\phi(t_i)} \sum_{n:\phi_n=1} L_{kn}^\phi}. \quad (23)$$

For simplicity, here we focus on discrete time instants $\{t_i\}$ large enough so that $Z_\phi(t_i) > 0$ for all $\phi \in \Phi$ (so that the sum in (23) makes sense). The generalization to arbitrary time t can be done by incorporating fractional transmission rounds, which are amortized over time. Next, rewrite (23) as

$$\frac{\sum_{k=1}^{Z_\phi(t_i)} \sum_{n:\phi_n=1} L_{kn}^\phi}{\sum_{\phi \in \Phi} \sum_{k=1}^{Z_\phi(t_i)} \sum_{n:\phi_n=1} L_{kn}^\phi} \frac{\sum_{k=1}^{Z_\phi(t_i)} (L_{kn}^\phi - 1)}{\underbrace{\sum_{k=1}^{Z_\phi(t_i)} \sum_{n:\phi_n=1} L_{kn}^\phi}_{(*)}}. \quad (24)$$

As $t \rightarrow \infty$, the second term $(*)$ of (24) satisfies

$$\begin{aligned} (*) &= \frac{\frac{1}{Z_\phi(t_i)} \sum_{k=1}^{Z_\phi(t_i)} (L_{kn}^\phi - 1)}{\sum_{n:\phi_n=1} \frac{1}{Z_\phi(t_i)} \sum_{k=1}^{Z_\phi(t_i)} L_{kn}^\phi} \\ &\stackrel{(a)}{\rightarrow} \frac{\mathbb{E}[L_{1n}^\phi - 1]}{\sum_{n:\phi_n=1} \mathbb{E}[L_{1n}^\phi]} \stackrel{(b)}{=} \frac{h_n^\phi}{\|h^\phi\|_1 + M(\phi)} \stackrel{(c)}{=} \eta_n^\phi, \end{aligned} \quad (25)$$

where (a) is by LLN, (b) by (12), and (c) by (13).

Denote the first term of (24) by $\beta_\phi(t_i)$, where we note that $\beta_\phi(t_i) \in [0, 1]$ for all $\phi \in \Phi$ and $\sum_{\phi \in \Phi} \beta_\phi(t_i) = 1$. We can rewrite $\beta_\phi(t_i)$ as

$$\beta_\phi(t_i) = \frac{\left[\frac{Z_\phi(t_i)}{Z_\phi(t_i)} \right] \sum_{n:\phi_n=1} \left[\frac{1}{Z_\phi(t_i)} \sum_{k=1}^{Z_\phi(t_i)} L_{kn}^\phi \right]}{\sum_{\phi \in \Phi} \left[\frac{Z_\phi(t_i)}{Z_\phi(t_i)} \right] \sum_{n:\phi_n=1} \left[\frac{1}{Z_\phi(t_i)} \sum_{k=1}^{Z_\phi(t_i)} L_{kn}^\phi \right]}.$$

As $t \rightarrow \infty$, we have

$$\beta_\phi \triangleq \lim_{i \rightarrow \infty} \beta_\phi(t_i) = \frac{\alpha_\phi \sum_{n:\phi_n=1} \mathbb{E}[L_{1n}^\phi]}{\sum_{\phi \in \Phi} \alpha_\phi \sum_{n:\phi_n=1} \mathbb{E}[L_{1n}^\phi]}, \quad (26)$$

where by LLN we have

$$\frac{Z_\phi(t_i)}{Z_\phi(t_i)} \rightarrow \alpha_\phi, \quad \frac{1}{Z_\phi(t_i)} \sum_{k=1}^{Z_\phi(t_i)} L_{kn}^\phi \rightarrow \mathbb{E}[L_{1n}^\phi].$$

From (23)-(26), we have shown that the throughput contributed by policy ϕ on its active channel n is $\beta_\phi \eta_n^\phi$. Consequently, RandRR parameterized by $\{\alpha_\phi\}_{\phi \in \Phi}$ supports any data rate vector λ that is entrywise dominated by

$$\lambda \leq \sum_{\phi \in \Phi} \beta_\phi \eta^\phi \quad (27)$$

where $\{\beta_\phi\}_{\phi \in \Phi}$ is defined in (26) and η^ϕ in (13).

The above shows that every RandRR achieves a boundary point of Λ_{int} . Conversely, the next lemma, proved in Appendix D, shows that every boundary point of Λ_{int} is achievable by some RandRR policy, and the proof is complete.

Lemma 11. *For any probability distribution $\{\beta_\phi\}_{\phi \in \Phi}$, there exists another probability distribution $\{\alpha_\phi\}_{\phi \in \Phi}$ that solves the linear system comprising of (26) for all $\phi \in \Phi$.* ■

APPENDIX D

Proof of Lemma 11: For any probability distribution $\{\beta_\phi\}_{\phi \in \Phi}$, we prove the lemma by inductively constructing the solution $\{\alpha_\phi\}_{\phi \in \Phi}$ to (26). The induction is on the cardinality of Φ . Without loss of generality, we index elements in Φ by $\Phi = \{\phi^1, \phi^2, \dots\}$, where $\phi^k = (\phi_1^k, \dots, \phi_N^k)$. We define $\chi_k \triangleq \sum_{n:\phi_n^k=1} \mathbb{E}[L_{1n}^{\phi^k}]$ and redefine $\beta_{\phi^k} \triangleq \beta_k$ and $\alpha_{\phi^k} \triangleq \alpha_k$. Then we can rewrite (26) as

$$\beta_k = \frac{\alpha_k \chi_k}{\sum_{\phi^k \in \Phi} \alpha_k \chi_k}, \quad \text{for all } k \in \{1, 2, \dots, |\Phi|\}. \quad (28)$$

We first note that $\Phi = \{\phi^1\}$ is a degenerate case where β_1 and α_1 must both be 1. When $\Phi = \{\phi^1, \phi^2\}$, for any probability distribution $\{\beta_1, \beta_2\}$ with *positive elements*,⁷ we can show

$$\alpha_1 = \frac{\chi_2 \beta_1}{\chi_1 \beta_2 + \chi_2 \beta_1}, \quad \alpha_2 = 1 - \alpha_1. \quad (29)$$

Let $\Phi = \{\phi^k : 1 \leq k \leq K\}$ for some $K \geq 2$. Assume that for any probability distribution $\{\beta_k > 0 : 1 \leq k \leq K\}$ we can find $\{\alpha_k : 1 \leq k \leq K\}$ that solves (28).

For the case $\Phi = \{\phi^k : 1 \leq k \leq K+1\}$ and any $\{\beta_k > 0 : 1 \leq k \leq K+1\}$, we construct the solution $\{\alpha_k : 1 \leq k \leq K+1\}$ as follows. Let $\{\gamma_2, \gamma_3, \dots, \gamma_{K+1}\}$ be the solution to

⁷If one element of $\{\beta_1, \beta_2\}$ is zero, say $\beta_2 = 0$, we can show necessarily $\alpha_2 = 0$ and it degenerates to the one-policy case $\Phi = \{\phi^1\}$. By the same reason of avoiding degeneration, later in the proof we will only consider probability distributions that only contain positive elements.

the linear system

$$\frac{\gamma_k \chi_k}{\sum_{k=2}^{K+1} \gamma_k \chi_k} = \frac{\beta_k}{\sum_{k=2}^{K+1} \beta_k}, \quad 2 \leq k \leq K+1. \quad (30)$$

By the induction assumption, $\{\gamma_2, \gamma_3, \dots, \gamma_{K+1}\}$ exist and satisfy $\gamma_k \in [0, 1]$ for $2 \leq k \leq K+1$ and $\sum_{k=2}^{K+1} \gamma_k = 1$. Define

$$\alpha_1 \triangleq \frac{\beta_1 \sum_{k=2}^{K+1} \gamma_k \chi_k}{\chi_1(1 - \beta_1) + \beta_1 \sum_{k=2}^{K+1} \gamma_k \chi_k} \quad (31)$$

$$\alpha_k \triangleq (1 - \alpha_1) \gamma_k, \quad 2 \leq k \leq K+1. \quad (32)$$

It remains to show (31) and (32) are the desired solution. It is easy to observe that $\alpha_k \in [0, 1]$ for $1 \leq k \leq K+1$, and

$$\sum_{k=1}^{K+1} \alpha_k = \alpha_1 + (1 - \alpha_1) \sum_{k=2}^{K+1} \gamma_k = 1.$$

By rearranging terms in (31) and using (32), we have

$$\beta_1 = \frac{\alpha_1 \chi_1}{\alpha_1 \chi_1 + \sum_{k=2}^{K+1} (1 - \alpha_1) \gamma_k \chi_k} = \frac{\alpha_1 \chi_1}{\sum_{k=1}^{K+1} \alpha_k \chi_k}. \quad (33)$$

For $2 \leq k \leq K+1$,

$$\begin{aligned} \frac{\alpha_k \chi_k}{\sum_{k=1}^{K+1} \alpha_k \chi_k} &= \left(\frac{\alpha_k \chi_k}{\sum_{k=2}^{K+1} \alpha_k \chi_k} \right) \left(\frac{\sum_{k=2}^{K+1} \alpha_k \chi_k}{\sum_{k=1}^{K+1} \alpha_k \chi_k} \right) \\ &\stackrel{(a)}{=} \left(\frac{\gamma_k \chi_k}{\sum_{k=2}^{K+1} \gamma_k \chi_k} \right) (1 - \beta_1) \\ &\stackrel{(b)}{=} \left(\frac{\beta_k}{\sum_{k=2}^{K+1} \beta_k} \right) (1 - \beta_1) \stackrel{(c)}{=} \beta_k \end{aligned}$$

where (a) is by plugging in (32) (33), (b) is by (30), and (c) is by $\sum_{k=1}^{K+1} \beta_k = 1$. The proof is complete. ■

APPENDIX E

Proof of Lemma 7: Let $\mathcal{N}_1(T) \subseteq \{0, 1, 2, \dots, T-1\}$ be the subset of time instants that $Y(t) = 1$. Note that

$$\sum_{t=0}^{T-1} Y(t) = |\mathcal{N}_1(T)|.$$

For each $t \in \mathcal{N}_1(T)$, let $1_{[1 \rightarrow 0]}(t)$ be an indicator function where $1_{[1 \rightarrow 0]}(t) = 1$ if $Y(t)$ transits from 1 to 0 at time t , and 0 otherwise. Similarly, we define $\mathcal{N}_0(T)$ and $1_{[0 \rightarrow 1]}(t)$.

In $\{0, 1, 2, \dots, T-1\}$, since state transitions of $\{Y(t)\}$ from 1 to 0 and from 0 to 1 differ by at most 1, we have

$$\left| \sum_{t \in \mathcal{N}_1(T)} 1_{[1 \rightarrow 0]}(t) - \sum_{t \in \mathcal{N}_0(T)} 1_{[0 \rightarrow 1]}(t) \right| \leq 1, \quad (34)$$

which is true for all T . Dividing (34) by T , we get

$$\left| \frac{1}{T} \sum_{t \in \mathcal{N}_1(T)} 1_{[1 \rightarrow 0]}(t) - \frac{1}{T} \sum_{t \in \mathcal{N}_0(T)} 1_{[0 \rightarrow 1]}(t) \right| \leq \frac{1}{T}. \quad (35)$$

Consider the subsequence $\{T_k\}_k$ such that

$$\lim_{k \rightarrow \infty} \frac{1}{T_k} \sum_{t=0}^{T_k-1} Y(t) = \pi_Y(1) = \lim_{k \rightarrow \infty} \frac{|\mathcal{N}_1(T_k)|}{T_k}. \quad (36)$$

Note that $\{T_k\}_k$ exists because $(1/T) \sum_{t=0}^{T-1} Y(t)$ is a T -indexed bounded sequence. Moreover, there exists a subsequence $\{T_n\}_n$ of $\{T_k\}_k$ so that both averages in (35) have a limit point with respect to $\{T_n\}_n$, for they are bounded sequences, too. In the rest of the proof we will work on $\{T_n\}_n$, but we drop subscript n for notational simplicity. Let $T \rightarrow \infty$, from (35) we get

$$\begin{aligned} &\underbrace{\left(\lim_{T \rightarrow \infty} \frac{|\mathcal{N}_1(T)|}{T} \right)}_{\stackrel{(a)}{=} \pi_Y(1)} \underbrace{\left(\lim_{T \rightarrow \infty} \frac{1}{|\mathcal{N}_1(T)|} \sum_{t \in \mathcal{N}_1(T)} 1_{[1 \rightarrow 0]}(t) \right)}_{\triangleq \beta} \\ &= \underbrace{\left(\lim_{T \rightarrow \infty} \frac{|\mathcal{N}_0(T)|}{T} \right)}_{\stackrel{(b)}{=} 1 - \pi_Y(1)} \underbrace{\left(\lim_{T \rightarrow \infty} \frac{1}{|\mathcal{N}_0(T)|} \sum_{t \in \mathcal{N}_0(T)} 1_{[0 \rightarrow 1]}(t) \right)}_{\triangleq \gamma}, \end{aligned} \quad (37)$$

where (a) is by (36) and (b) is by $|\mathcal{N}_1(T)| + |\mathcal{N}_0(T)| = T$. From (37) we get

$$\pi_Y(1) = \frac{\gamma}{\beta + \gamma}.$$

In γ of (37), given a sample path of $\mathcal{N}_0(T)$ we note that $1_{[0 \rightarrow 1]}(t)$ are independent for different $t \in \mathcal{N}_0(T)$, and by assumption we have $1_{[0 \rightarrow 1]}(t) = 1$ with probability less than or equal to P_{01} . Using stochastic coupling, we can create a sequence of i.i.d. indicator random variables $\{I(t)\}_{t \in \mathcal{N}_0(T)}$ with mean P_{01} so that $I(t) \geq 1_{[0 \rightarrow 1]}(t)$ with probability 1 for all $t \in \mathcal{N}_0(T)$. It follows that $\gamma \leq P_{01}$ by LLN. Similarly, we can show $\beta \geq P_{10}$. Then we get

$$\pi_Y(1) = \frac{\gamma}{\beta + \gamma} \leq \frac{\gamma}{P_{10} + \gamma} \leq \frac{P_{01}}{P_{01} + P_{10}} = \pi_X(1). \quad \blacksquare$$

APPENDIX F

Proof of Lemma 9: By definition of $d(\mathbf{v})$, there exists a nonempty subset $A \subseteq \Phi_{d(\mathbf{v})}$, and for every $\phi \in A$ a positive real number $\hat{\beta}_\phi > 0$, such that $\mathbf{v} = \sum_{\phi \in A} \hat{\beta}_\phi \phi$. For every $\phi \in A$, define

$$\beta_\phi = \frac{\hat{\beta}_\phi}{\sum_{\phi \in A} \hat{\beta}_\phi},$$

and $\{\beta_\phi\}_{\phi \in A}$ constitutes a probability distribution. Consider a RandRR policy that chooses $\phi \in A$ with probability β_ϕ . By Lemma 4, we can show that it achieves throughput vector $\boldsymbol{\lambda} = (\lambda_1, \lambda_2, \dots, \lambda_N)$ that satisfies

$$\lambda_n = \sum_{\phi \in A} \beta_\phi \frac{c_{M(\phi)}}{M(\phi)} \phi_n, \quad 1 \leq n \leq N, \quad (38)$$

where $\phi = (\phi_1, \phi_2, \dots, \phi_N)$. Next, since $\phi \in \Phi_{d(\mathbf{v})}$, we have $\sum_{n=1}^N \phi_n = d(\mathbf{v}) = M(\phi)$ and $c_{M(\phi)} = c_{d(\mathbf{v})}$. Consequently, we can rewrite (38) in vector form as

$$\boldsymbol{\lambda} = \frac{c_{d(\mathbf{v})}}{d(\mathbf{v})} \sum_{\phi \in A} \beta_\phi \phi = \left(\frac{c_{d(\mathbf{v})}}{d(\mathbf{v}) \sum_{\phi \in A} \hat{\beta}_\phi} \right) \mathbf{v}$$

which is in the direction of \mathbf{v} . In addition, sum throughput

$$\sum_{n=1}^N \lambda_n = \sum_{\phi \in A} \beta_{\phi} \left(\frac{c_{M(\phi)}}{M(\phi)} \sum_{n=1}^N \phi_n \right) = c_{d(\mathbf{v})}$$

is achieved. \blacksquare

APPENDIX G

Proof of Theorem 3: (Preliminary) For each randomized round robin policy RandRR, it is useful to consider a *renewal reward process* where renewal epochs are defined as time instants at which RandRR starts a new round of transmission.⁸ Let T^{RandRR} denote the renewal period. We say one unit of reward is earned by a user if RandRR serves a packet to that user. Let R_n^{RandRR} denote the sum reward earned by user n in T^{RandRR} . We can show that for $1 \leq n \leq N$,

$$\mathbb{E}[T^{\text{RandRR}} | \phi] = \sum_{n: \phi_n=1} \mathbb{E}[L_{1n}^{\phi}] \quad (39)$$

$$\mathbb{E}[T^{\text{RandRR}}] = \sum_{\phi \in \Phi} \alpha_{\phi} \mathbb{E}[T^{\text{RandRR}} | \phi] \quad (40)$$

$$\mathbb{E}[R_n^{\text{RandRR}} | \phi] = \phi_n \left(P_{n,01}^{(M(\phi))} / P_{n,10} \right) \quad (41)$$

$$\mathbb{E}[R_n^{\text{RandRR}}] = \sum_{\phi \in \Phi} \alpha_{\phi} \mathbb{E}[R_n^{\text{RandRR}} | \phi]. \quad (42)$$

Consider the round robin policy $\phi = (1, 1, \dots, 1)$ that serves all N channels in one round. We define T_{\max} as its renewal period. By Corollary 1, it can be shown that: (1) $\mathbb{E}[T_{\max}] < \infty$ and $\mathbb{E}[(T_{\max})^2] < \infty$; (2) for any RandRR, T_{\max} and $(T_{\max})^2$ is stochastically larger than T^{RandRR} and $(T^{\text{RandRR}})^2$, respectively. It follows that [17, Lemma 9.1.1]

$$\mathbb{E}[T^{\text{RandRR}}] \leq \mathbb{E}[T_{\max}], \quad \mathbb{E}[(T^{\text{RandRR}})^2] \leq \mathbb{E}[(T_{\max})^2]. \quad (43)$$

We have denoted by RandRR* (in the discussion after (22)) the randomized round robin policy that achieves service rates equal to the right-side of (22). Let T^* denote the associated renewal period, and R_n^* the sum reward received by user n over T^* . By (39)-(42) and (26), we can show that

$$\frac{\mathbb{E}[R_n^*]}{\mathbb{E}[T^*]} = \sum_{\phi \in \Phi} \beta_{\phi} \eta_n^{\phi} > \lambda_n + \epsilon, \quad 1 \leq n \leq N \quad (44)$$

where the last inequality is by (22).

(Lyapunov Drift) From (21), in a frame of size T (which is possibly random), we can show that for all n

$$U_n(t+T) \leq \max \left(U_n(t) - \sum_{\tau=0}^{T-1} \mu_n(t+\tau) \right) + \sum_{\tau=0}^{T-1} a_n(t+\tau). \quad (45)$$

We define a Lyapunov function $L(\mathbf{U}(t)) \triangleq (1/2) \sum_{n=1}^N U_n^2(t)$ and the T -slot Lyapunov drift

$$\Delta_T(\mathbf{U}(t)) \triangleq \mathbb{E}[L(\mathbf{U}(t+T)) - L(\mathbf{U}(t)) | \mathbf{U}(t)],$$

⁸We note that the renewal reward process is defined solely with respect to RandRR, and is only used to facilitate our analysis. At these renewal epochs the state of the network, including current levels of backlogs, does not necessarily renew itself.

where in the last term the expectation is with respect to the randomness of the whole network in that frame, including the randomness of T . By taking square of (45) and then conditional expectation on $\mathbf{U}(t)$, we can show

$$\begin{aligned} \Delta_T(\mathbf{U}(t)) &\leq \frac{1}{2} N(1 + A_{\max}^2) \mathbb{E}[T^2 | \mathbf{U}(t)] \\ &\quad - \mathbb{E} \left[\sum_{n=1}^N U_n(t) \left[\sum_{\tau=0}^{T-1} (\mu_n(t+\tau) - a_n(t+\tau)) \right] | \mathbf{U}(t) \right]. \end{aligned} \quad (46)$$

Define $f(\mathbf{U}(t), \theta)$ as the last term of (46), where θ represents a scheduling policy that controls the service rates $\mu_n(t+\tau)$. In the following analysis, the frame size T will only be defined as the renewal period of a RandRR policy. Thus, by (43), the second term of (46) is less than or equal to the constant $B_1 \triangleq (1/2) N(1 + A_{\max}^2) \mathbb{E}[(T_{\max})^2] < \infty$. It follows that

$$\Delta_T(\mathbf{U}(t)) \leq B_1 - f(\mathbf{U}(t), \theta). \quad (47)$$

In $f(\mathbf{U}(t), \theta)$, it is useful to consider $\theta = \text{RandRR}^*$. We define T in $f(\mathbf{U}(t), \text{RandRR}^*)$ as the renewal period T^* of RandRR*. If t is the beginning of a renewal period, then by (44) we get

$$\mathbb{E} \left[\sum_{\tau=0}^{T^*-1} \mu_n(t+\tau) | \mathbf{U}(t) \right] = \mathbb{E}[R_n^*] > (\lambda_n + \epsilon) \mathbb{E}[T^*]$$

for all n . As a result, we can show

$$f(\mathbf{U}(t), \text{RandRR}^*) \geq \epsilon \mathbb{E}[T^*] (\|\mathbf{U}(t)\|_1), \quad (48)$$

where we have used the assumption that packet arrivals are i.i.d. over slots and independent of queue backlogs.

It is also useful to consider $\theta = \phi$ for some round robin policy $\phi \in \Phi$. Here we define $T = T^{\phi}$ as the renewal period of ϕ (note that ϕ is a special case of RandRR). Then

$$\mathbb{E}[T^{\phi} | \mathbf{U}(t)] = \mathbb{E}[T^{\phi}] = \sum_{n: \phi_n=1} \mathbb{E}[L_{1n}^{\phi}]$$

where $\mathbb{E}[L_{1n}^{\phi}]$ can be expanded by (11). If channel n is active, we have

$$\mathbb{E} \left[\sum_{\tau=0}^{T^{\phi}-1} \mu_n(t+\tau) | \mathbf{U}(t) \right] = \mathbb{E}[L_{1n}^{\phi}] - 1$$

and 0 otherwise. It follows that

$$f(\mathbf{U}(t), \phi) = \sum_{n: \phi_n=1} U_n(t) \mathbb{E}[L_{1n}^{\phi} - 1] - \mathbb{E}[T^{\phi}] \sum_{n=1}^N U_n(t) \lambda_n. \quad (49)$$

In case of symmetric channels, we can show

$$\begin{aligned} f(\mathbf{U}(t), \phi) &= \frac{P_{01}^{(M(\phi))}}{P_{10}} \sum_{n: \phi_n=1} U_n(t) \\ &\quad - M(\phi) \frac{P_{10} + P_{01}^{(M(\phi))}}{P_{10}} \sum_{n=1}^N U_n(t) \lambda_n, \end{aligned} \quad (50)$$

where we have dropped the subscript n in the transition probabilities.

(Design of QRR) Given the current queue backlogs $\mathbf{U}(t)$, we are interested in the policy that maximizes $f(\mathbf{U}(t), \phi)$ over all RandRR policies; we denote it by $\phi(\mathbf{U}(t))$. Although the RandRR policy space has uncountable size and thus searching for $\phi(\mathbf{U}(t))$ could be hard, we can show $\phi(\mathbf{U}(t))$ is a round robin policy lying in Φ and can be found by maximizing $f(\mathbf{U}(t), \phi)$ over Φ . To see this, using conditional expectation we have for any RandRR

$$f(\mathbf{U}(t), \text{RandRR}) = \sum_{\phi \in \Phi} \alpha_{\phi} f(\mathbf{U}(t), \phi),$$

where $\{\alpha_{\phi}\}_{\phi \in \Phi}$ is a probability distribution associated with RandRR. Then the result follows by noting that

$$f(\mathbf{U}(t), \phi(\mathbf{U}(t))) \geq f(\mathbf{U}(t), \phi), \quad \text{for all } \phi \in \Phi.$$

The policy QRR is designed to be a frame-based algorithm where at the beginning of each frame we observe the current queue backlog vector $\mathbf{U}(t)$ and find and execute $\phi(\mathbf{U}(t))$ for one round of transmission. It is shown later that this approach ensures network stability.

In case of symmetric channels, finding the policy $\phi(\mathbf{U}(t))$ can be simplified as follows. First partition the policy space Φ into $\{\Phi_1, \dots, \Phi_N\}$. Next, for each $M \in \{1, 2, \dots, N\}$, find the optimal policy $\hat{\phi}_M$ within Φ_M , that is,

$$\hat{\phi}_M \triangleq \arg \max_{\phi \in \Phi_M} f(\mathbf{U}(t), \phi).$$

Then $\phi(\mathbf{U}(t))$ is the policy $\hat{\phi}_{M^{\text{QRR}}}$, where we define

$$M^{\text{QRR}} \triangleq \arg \max_{1 \leq M \leq N} f(\mathbf{U}(t), \hat{\phi}_M). \quad (51)$$

For symmetric channels, the Step 2) of the QRR policy shown at the end of Section VI is equivalent to the above procedures.

(Stability Analysis) Again, running policy QRR comprises of a sequence of transmission rounds, where in each round QRR executes some policy $\phi \in \Phi$ (different ϕ may be used in different rounds). In k th round, let T_k^{QRR} denote its time duration. Define $t_k = \sum_{i=1}^k T_i^{\text{QRR}}$ for all $k \in \mathbb{N}$. Let $t_0 = 0$. Then for each $k \in \mathbb{N}$,

$$\begin{aligned} \Delta_{T_k^{\text{QRR}}}(\mathbf{U}(t_{k-1})) &\stackrel{(a)}{\leq} B_1 - f(\mathbf{U}(t_{k-1}), \text{QRR}) \\ &\stackrel{(b)}{\leq} B_1 - f(\mathbf{U}(t_{k-1}), \text{RandRR}^*) \\ &\stackrel{(c)}{\leq} B_1 - \epsilon \mathbb{E}[T^*] (\|\mathbf{U}(t_{k-1})\|_1), \end{aligned} \quad (52)$$

where (a) is by (47), (b) is by that QRR is by design the maximizer of $f(\mathbf{U}(t_{k-1}), \text{RandRR})$ over RandRR policies, and (c) is by (48). By taking expectation over $\mathbf{U}(t_{k-1})$ in (52) and noting that $\mathbb{E}[T^*] \geq 1$, we get for all $k \in \mathbb{N}$,

$$L(\mathbf{U}(t_k) - L(\mathbf{U}(t_{k-1}))) \leq B_1 - \epsilon (\|\mathbb{E}[\mathbf{U}(t_{k-1})]\|_1). \quad (53)$$

Summing (53) over $k \in \{1, 2, \dots, K\}$, dividing the sum by K , and passing $K \rightarrow \infty$, we can show

$$\limsup_{K \rightarrow \infty} \frac{1}{K} \sum_{k=1}^K \sum_{n=1}^N \mathbb{E}[U_n(t_{k-1})] \leq \frac{B_1}{\epsilon} < \infty. \quad (54)$$

Note that (54) bounds the average backlog only over discrete

time instants $\{t_k\}$. To complete the stability analysis, in $[t_{k-1}, t_k)$, it is easy to see that for all n

$$U_n(t_{k-1} + \tau) \leq U_n(t_{k-1}) + \tau A_{\max}, \quad 0 \leq \tau < T_k^{\text{QRR}}. \quad (55)$$

Summing (55) over $\tau \in \{0, 1, \dots, T_k^{\text{QRR}} - 1\}$, we can show

$$\sum_{\tau=0}^{T_k^{\text{QRR}}-1} U_n(t_{k-1} + \tau) \leq T_k^{\text{QRR}} U_n(t_{k-1}) + (T_k^{\text{QRR}})^2 A_{\max}/2. \quad (56)$$

Summing (56) over $k \in \{1, 2, \dots, K\}$, taking expectation of the sum, and dividing it by t_K , we have

$$\begin{aligned} \frac{1}{t_K} \sum_{\tau=0}^{t_K-1} \mathbb{E}[U_n(\tau)] &\stackrel{(a)}{\leq} \frac{1}{K} \sum_{\tau=0}^{t_K-1} \mathbb{E}[U_n(\tau)] \\ &\stackrel{(b)}{\leq} \frac{1}{K} \sum_{k=1}^K \mathbb{E} \left[T_k^{\text{QRR}} U_n(t_{k-1}) + \frac{(T_k^{\text{QRR}})^2 A_{\max}}{2} \right] \end{aligned} \quad (57)$$

where (a) follows $t_K \geq K$ and (b) is by (56). Since T_k^{QRR} is the renewal period of the round robin policy chosen in the k th round and thus it is stochastically smaller than T_{\max} , we have

$$\mathbb{E}[(T_k^{\text{QRR}})^2] \leq \mathbb{E}[(T_{\max})^2]. \quad (58)$$

Also, we can show $T_k^{\text{QRR}} U_n(t_{k-1})$, a product of possibly correlated random variables, is stochastically less than or equal to $T_{\max} U_n(t_{k-1})$ (product of independent random variables) as follows. For any nonnegative z , we have

$$\begin{aligned} \Pr[T_k^{\text{QRR}} U_n(t_{k-1}) > z] &= \sum_{u \in \mathbb{Z}^+} \Pr[T_k^{\text{QRR}} U_n(t_{k-1}) > z \mid U_n(t_{k-1}) = u] \\ &\quad \cdot \Pr[U_n(t_{k-1}) = u] \\ &= \sum_{u \in \mathbb{Z}^+} \Pr[T_k^{\text{QRR}} > z/u] \Pr[U_n(t_{k-1}) = u] \\ &\leq \sum_{u \in \mathbb{Z}^+} \Pr[T_{\max} > z/u] \Pr[U_n(t_{k-1}) = u] \\ &= \sum_{u \in \mathbb{Z}^+} \Pr[T_{\max} U_n(t_{k-1}) > z \mid U_n(t_{k-1}) = u] \\ &\quad \cdot \Pr[U_n(t_{k-1}) = u] \\ &= \Pr[T_{\max} U_n(t_{k-1}) > z]. \end{aligned}$$

Therefore,

$$\begin{aligned} \mathbb{E}[T_k^{\text{QRR}} U_n(t_{k-1})] &\leq \mathbb{E}[T_{\max} U_n(t_{k-1})] \\ &= \mathbb{E}[T_{\max}] \mathbb{E}[U_n(t_{k-1})]. \end{aligned} \quad (59)$$

Using (58) (59) to upper bound the last term of (57), we can show

$$\frac{1}{t_K} \sum_{\tau=0}^{t_K-1} \mathbb{E}[U_n(\tau)] \leq B_2 + \mathbb{E}[T_{\max}] \frac{1}{K} \sum_{k=1}^K \mathbb{E}[U_n(t_{k-1})], \quad (60)$$

where $B_2 \triangleq (1/2) \mathbb{E}[(T_{\max})^2] A_{\max} < \infty$. Summing (60)

over $1 \leq n \leq N$ and passing $K \rightarrow \infty$, we get

$$\begin{aligned}
& \limsup_{K \rightarrow \infty} \frac{1}{t_K} \sum_{\tau=0}^{t_K-1} \sum_{n=1}^N \mathbb{E}[U_n(\tau)] \\
& \leq NB_2 + \mathbb{E}[T_{max}] \left(\limsup_{K \rightarrow \infty} \frac{1}{K} \sum_{k=1}^K \sum_{n=1}^N \mathbb{E}[U_n(t_{k-1})] \right) \\
& \stackrel{(a)}{\leq} NB_2 + \mathbb{E}[T_{max}] B_1/\epsilon < \infty,
\end{aligned}$$

where (a) is by (54). The proof is complete. \blacksquare

REFERENCES

- [1] C.-P. Li and M. J. Neely, "Energy-optimal scheduling with dynamic channel acquisition in wireless downlinks," *IEEE Trans. Mobile Comput.*, vol. 9, no. 4, pp. 527–539, Apr. 2010.
- [2] H. S. Wang and P.-C. Chang, "On verifying the first-order markovian assumption for a rayleigh fading channel model," *IEEE Trans. Veh. Technol.*, vol. 45, no. 2, pp. 353–357, May 1996.
- [3] M. Zorzi, R. R. Rao, and L. B. Milstein, "A Markov model for block errors on fading channels," in *Personal, Indoor and Mobile Radio Communications Symp. PIMRC*, Oct. 1996.
- [4] D. P. Bertsekas, *Dynamic Programming and Optimal Control*, 3rd ed. Athena Scientific, 2005, vol. I.
- [5] Q. Zhao, B. Krishnamachari, and K. Liu, "On myopic sensing for multi-channel opportunistic access: Structure, optimality, and performance," *IEEE Trans. Wireless Commun.*, vol. 7, no. 12, pp. 5431–5440, Dec. 2008.
- [6] S. H. A. Ahmad, M. Liu, T. Javidi, Q. Zhao, and B. Krishnamachari, "Optimality of myopic sensing in multichannel opportunistic access," *IEEE Trans. Inf. Theory*, vol. 55, no. 9, pp. 4040–4050, Sep. 2009.
- [7] M. J. Neely, "Stochastic optimization for markov modulated networks with application to delay constrained wireless scheduling," in *IEEE Conf. Decision and Control (CDC)*, 2009.
- [8] Q. Zhao and B. M. Sadler, "A survey of dynamic spectrum access," *IEEE Signal Process. Mag.*, vol. 24, no. 3, pp. 79–89, May 2007.
- [9] A. Pantelidou, A. Ephremides, and A. L. Tits, "Joint scheduling and routing for ad-hoc networks under channel state uncertainty," in *IEEE Int. Symp. Modeling and Optimization in Mobile, Ad Hoc, and Wireless Networks (WiOpt)*, Apr. 2007.
- [10] L. Ying and S. Shakkottai, "On throughput optimality with delayed network-state information," in *Information Theory and Application Workshop (ITA)*, 2008, pp. 339–344.
- [11] —, "Scheduling in mobile ad hoc networks with topology and channel-state uncertainty," in *IEEE INFOCOM*, Rio de Janeiro, Brazil, Apr. 2009.
- [12] R. G. Gallager, *Discrete Stochastic Processes*. Kluwer Academic Publishers, 1996.
- [13] P. Whittle, "Restless bandits: Activity allocation in a changing world," *J. Appl. Probab.*, vol. 25, pp. 287–298, 1988.
- [14] J. C. Gittins, *Multi-Armed Bandit Allocation Indices*. New York, NY: Wiley, 1989.
- [15] L. Tassiulas and A. Ephremides, "Dynamic server allocation to parallel queues with random varying connectivity," *IEEE Trans. Inf. Theory*, vol. 39, no. 2, pp. 466–478, Mar. 1993.
- [16] L. Georgiadis, M. J. Neely, and L. Tassiulas, "Resource allocation and cross-layer control in wireless networks," *Foundations and Trends in Networking*, vol. 1, no. 1, 2006.
- [17] S. M. Ross, *Stochastic Processes*, 2nd ed. John Wiley & Sons, Inc., 1996.