

Spin interference and Fano effect in electron transport through a mesoscopic ring side-coupled with a quantum dot

Guo-Hui Ding and Bing Dong¹

¹*Department of Physics, Shanghai Jiao Tong University, Shanghai, 200240, China*

(Dated: November 18, 2018)

We investigate the electron transport through a mesoscopic ring side-coupled with a quantum dot(QD) in the presence of Rashba spin-orbit(SO) interaction. It is shown that both the Fano resonance and the spin interference effects play important roles in the electron transport properties. As the QD level is around the Fermi energy, the total conductance shows typical Fano resonance line shape. By applying an electrical gate voltage to the QD, the total transmission through the system can be strongly modulated. By threading the mesoscopic ring with a magnetic flux, the time-reversal symmetry of the system is broken, and a spin polarized current can be obtained even though the incident current is unpolarized.

PACS numbers: 71.70.Ej, 73.23.-b, 72.25.-b

Introduction: Spin related transport in semiconductor systems has attracted great interest in the field of spintronics[1], in which a variety of efforts are devoted to use the electron spin instead of the electron charge for information processing or even quantum information processing. Several interesting spintronic devices have been proposed, the most prominent one is the Datta-Das spin field effect transistor(SFET)[2]. This proposal uses the Rashba SO coupling [3] to perform the controlled rotations of the spin of electron. Although the SFET hasn't been realized in experiment by now, it has been demonstrated in experiments that the strength of the SO interaction is quite tunable by an external electric field or gate voltage, which gives the SFET a promising future[4].

The quantum coherence of electron is preserved when it is transported through a system of mesoscopic scale. This has been manifested explicitly in the conductance AB oscillation through the Aharonov-Bohm(AB) interferometer[5], where an electrical charge circles around the magnetic flux enclosed by the AB ring and acquires an AB phase. In the presence of Rashba SO coupling, aside from the AB effect, another important Berry phase effect called the Aharonov-Casher(AC) effect[6] occurs, it is due to the electron magnetic moment moving in an effective magnetic field caused by the Rashba SO coupling. Recently, the AC effect has been observed experimentally in electron transport through semiconductor mesoscopic rings[7–11]. The modulation of the conductance can be explained theoretically in terms of noninteracting electrons[9, 12, 13]. The electron interaction effect on conductance in this Rashba SO coupling ring has also been studied based on the Hubbard model[14].

The electron transport through a AB ring with a QD embedded in one arm of the ring is another interesting topic, and has been studied extensively both in theory and experiments[15–17]. In this case, the Coulomb repulsive interaction in the QD has to be taken into account. When Rashba SO interaction is presented inside the QD, It is predicted theoretically that substantial

spin-polarized current or conductance can be induced by combined effect of the Rashba SO interaction and the magnetic flux threading the ring[15]. A flux-tunable resonant tunneling diode is proposed recently in the system with the ring subject to Rashba SO interaction[18]. In these AB ring-QD systems, the important interference effect known as the Fano resonance emerges. For electron transport through a quantum wire with side branches, defect levels or one dimensional rings, the Fano effect is manifested as antiresonances in the electron transmission coefficient[19–21]. It is also pointed out in Refs.[22, 23] that phase fluctuations due to this kind of antiresonances can be an important road to the emergence of decoherence. By now, the Fano effect is known to be an ubiquitous phenomenon observed in a large variety of systems. One important progress in recent years is the observation of the Fano resonances in various condensed matter systems, including an impurity atom on metal surface[24], single-electron transistor[25, 26], quantum dot in AB interferometer[17], etc.

In this paper we will investigate the electron transport properties through a AB ring side-coupled with a QD, and in the presence of Rashba SO interaction in the ring. The geometry of this system is plotted schematically in Fig.1. This kind of geometry has been realized in experiment, and the Fano resonances in electron transport through the ring have been observed[27]. However, the SO coupling effects in this system haven't been well investigated. In this paper we shall present our study on the effects of the Rashba SO coupling on the Fano resonance and the spin interference effects. It is shown that the interplay of the spin interference and the Fano effect greatly influence the electron transport properties in this system.

Mesoscopic ring side-coupled with a quantum dot: The electrons in a closed ring with SO coupling of Rashba term can be described by the following Hamiltonian in the polar coordinates[28, 29]

$$H_{ring} = \Delta(-i\frac{\partial}{\partial\varphi} + \phi)^2$$

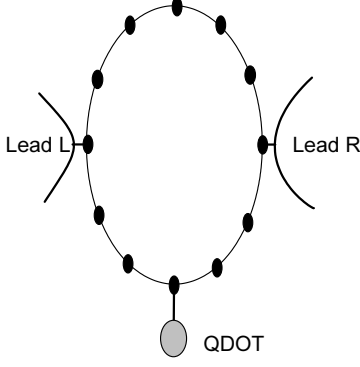


FIG. 1: Schematic diagram for the lattice model of two terminal AB ring side-coupled with a quantum dot.

$$+ \frac{\alpha_R}{2} [(\sigma_x \cos \varphi + \sigma_y \sin \varphi)(-i \frac{\partial}{\partial \varphi} + \phi) + h.c.] , \quad (1)$$

where $\Delta = \hbar^2/(2m^*R^2)$, R is the radius of the ring. α_R will characterize the strength of Rashba SO interaction. $\phi = \Phi/\Phi_0$, with Φ being the external magnetic flux enclosed by the ring, and $\Phi_0 = 2\pi\hbar c/e$ is the flux quantum.

One can rewrite the above 1D Hamiltonian in terms of a lattice model in the spatial space[30].

$$H_{ring} = - \sum_{n=1}^{N_R} [t_{\varphi}^{n,n+1;\sigma,\sigma'} c_{n,\sigma}^{\dagger} c_{n+1,\sigma'} + H.c.] , \quad (2)$$

where $n = 1, 2, \dots, N_R$ is the lattice site index along the azimuthal(φ) direction, with N_R being the total number of the lattice sites, and we assume $N_R = 4N$.

$$\hat{t}_{\varphi}^{n,n+1} = [t_0 \hat{I}_s - i t_{so} (\sigma_x \cos \varphi_{n,n+1} + \sigma_y \sin \varphi_{n,n+1})] e^{i 2\pi \phi / N_R} . \quad (3)$$

Here $\varphi_{n,n+1} \equiv (\varphi_n + \varphi_{n+1})/2$ with $\varphi_n \equiv 2\pi(n-1)/N_R$, $t_0 \equiv \hbar^2/2m^*a^2$ with a being the lattice spacing. $t_{so} \equiv \alpha_R/2a$ is the SO hopping parameter in this lattice model, and \hat{I}_s is the 2×2 identity matrix. One can introduce a dimensionless parameter $Q_R \equiv \alpha_R/R\Delta = (t_{so}/t_0)N_R/\pi$ to characterize the Rashba SO interaction strength[30].

Now we consider the system side-coupled with a QD, which can be described by the Anderson impurity model,

$$H_d = \sum_{\sigma} \epsilon_d d_{\sigma}^{\dagger} d_{\sigma} + U n_{d\uparrow} n_{d\downarrow} , \quad (4)$$

where ϵ_d is the energy level of QD, and U is the on-site Coulomb interaction. The tunneling between the dot level and the ring is given by

$$H_{d-ring} = t_D \sum_{\sigma} (d_{\sigma}^{\dagger} c_{N+1,\sigma} + h.c.) . \quad (5)$$

The ring is also connected to the left and right leads with the Hamiltonian

$$H_{lead} = \sum_{k,\eta,\sigma} \epsilon_{k\eta} a_{k\eta\sigma}^{\dagger} a_{k\eta\sigma} , \quad (6)$$

where $\eta = L, R$. The tunneling Hamiltonian between the leads and the ring is given as

$$H_{lead-ring} = \sum_{k,\sigma} v_{kL} [a_{kL\sigma}^{\dagger} c_{1,\sigma} + H.c.] + \sum_{k,\sigma} v_{kR} [a_{kR\sigma}^{\dagger} c_{2N+1,\sigma} + H.c.] . \quad (7)$$

It should be noted that in this lattice model the electrons from the left and right leads only have nonzero tunneling amplitudes to the ring sites 1 and $2N+1$, respectively. The hybridization strength between the lead η and the ring can be defined as $\Gamma^{\eta} = 2\pi \sum_k |v_{k\eta}|^2 \delta(\omega - \epsilon_{k\eta})$

Thereby, the total Hamiltonian for the system should be

$$H = H_{lead} + H_{ring} + H_d + H_{d-ring} + H_{lead-ring} . \quad (8)$$

By the equation of motion method, one can obtain a set of coupled equations for the retarded Green's functions (GFs) of the QD $G_{d\sigma}^r$ and that of the ring $G_{i\sigma,j\sigma'}^r$. However due to the on-site Coulomb interaction, this set of equations can't be solved exactly. We will consider the QD in the Coulomb blockade regime. In order to treat the strong on-site Coulomb interaction in the dot level, we use the self-consistent decoupling procedure proposed by Hubbard[31], in which the low energy excitations involved in the Kondo effect is neglected, but it can properly describe the Coulomb blockade effect. Hence it is believed to be a good approximation for temperature higher than the Kondo temperature T_K . Within this approximation, the equations of motion for the GFs have the same structure as that of the non-interacting system, except for that now the bare Green's function of the QD is replaced by

$$g_{d\sigma}^r(\omega) = \frac{1 - \langle n_{d\bar{\sigma}} \rangle}{\omega - \epsilon_d + i0^+} + \frac{\langle n_{d\bar{\sigma}} \rangle}{\omega - \epsilon_d - U + i0^+} . \quad (9)$$

Then we can obtain all retarded GFs conveniently by writing the Hamiltonian in the matrix form, and numerically invert the matrix[23]. As the final step, the dot occupation number $\langle n_{d\bar{\sigma}} \rangle$ is determined by the self-consistent equation.

$$\langle n_{d\bar{\sigma}} \rangle = - \int \frac{d\omega}{\pi} n_F(\omega) \text{Im} G_{d\bar{\sigma}}^r(\omega) , \quad (10)$$

where $n_F(\omega)$ is the Fermi-Dirac distribution function.

For the electron transport through this system, the spin-resolved conductance at zero temperature will be given by the transmission probability at the Fermi energy $G_{\sigma\sigma'}^{\sigma\sigma'} \equiv T^{\sigma\sigma'}(\omega = E_F)$, with the generalized Landauer formula[32]

$$T^{\sigma\sigma'}(\omega) = \text{Tr}[\hat{\Gamma}_L^{\sigma} \hat{G}^r \hat{\Gamma}_R^{\sigma'} \hat{G}^a] \quad (11)$$

Results and discussions: In this section we will present the numerical results of our calculation. We consider a quantum ring with radius $R = 100nm$, and the effect mass $m^* = 0.04m_e$, where m_e is the free electron mass. One can obtain the energy scale $\Delta \approx 0.1meV$. For a typical experimental accessible Rashba strength $\alpha_R = 1 \times 10^{-11}eVm$, one has the parameter $\alpha_R/a \approx \Delta$, therefore the dimensionless Rashba SO parameter $Q_R = \alpha_R/R\Delta \approx 1$. In our calculation, we will take the bandwidth parameters $t_0 = 1$ as the energy unit, the parameter $t_D = 0.3$, $U = 1.0$, the total number of ring lattice sites $N_R = 40$ and the Fermi energy $E_F = -0.52$.

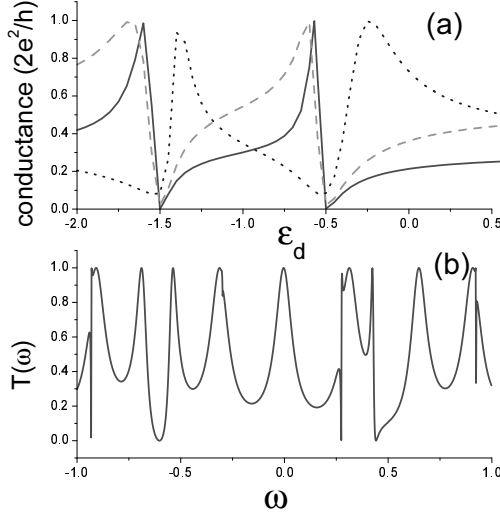


FIG. 2: (a) The total conductance through the 1D ring versus the QD level ϵ_d for the Rashba SO interaction parameter $Q_R = 0.0$ (solid line), 1.0 (dashed line), and 1.5 (dotted line), respectively. (b) The transmission probability $T(\omega)$ vs the incident electron energy for the system with quantum dot level $\epsilon_d = -6.0$, $Q_R = 0.0$. The other model parameters are taken as $t_0 = 1.0$, $t_D = 0.5$, $U = 1.0$, $E_F = -0.52$, and $\phi = 0$

In Fig.2(a) the linear conductance vs. the QD level ϵ_d is plotted at zero magnetic flux ($\phi = 0$), but with different SO coupling strength ($Q_R = 0.0, 1.0, 1.5$). Without the Rashba SO coupling ($Q_R = 0$), One can see that the curve is dominated by two peaks around $\epsilon_d - E_F \approx 0$ and $\epsilon_d - E_F \approx -U$. The peaks show typical asymmetric Fano resonance line shapes due to the interference of electron passing through the quasi-continuous states in ring and the discrete state in the QD. This kind of antiresonances are also observed in electron transport through a quantum wire with side-branches[19], defect levels[21] or one dimensional disordered rings[20]. It is noticed that the Rashba SO interaction can strongly affect the Fano resonance in this system. By increasing the Rashba SO interaction Q_R , the Fano line shape change drastically, for example, the Fano resonance with $Q_R = 1.5$ has op-

posite Fano factor than the $Q_R = 0.0, 1.0$ cases. In order to better understand the electron transport through the ring, we plot the transmission probability $T(\omega)$ vs the incident electron energy in Fig.2 (b). The quasi-periodic peaks in $T(\omega)$ correspond to the energy levels in the quantum ring. Since we assume the QD level ϵ_d is below the Fermi energy in the calculation, the QD is occupied by one electron, hence antiresonances are observed in the transmission probability for electron with incident energy $\omega \approx \epsilon_d + U$. There are also other antiresonances in the transmission probability as shown in Fig.2(b), we will attribute them to the fact the ring is coupled with the leads. For the system with large bias voltage between leads, multi-levels in the ring are involved in the electron conducting[33], therefore one may expect that the energy dependent transmission probability in the energy range between left and right chemical potentials are essential to the out of equilibrium transport properties of this system. However, we shall focus our attention on the linear response regime in the present paper.

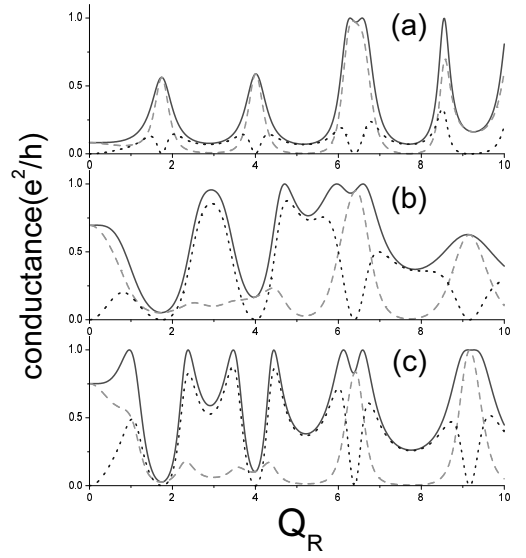


FIG. 3: The spin-resolved conductance versus Rashba SO interaction parameter for different value of dot energy level : (a) $\epsilon_d = -0.4$; (b) $\epsilon_d = -0.55$, and (c) $\epsilon_d = -0.6$. The non-spin-flip conductance $G_{\uparrow\uparrow}$, the spin-flip conductance $G_{\uparrow\downarrow}$ and the spin-resolved conductance $G_\uparrow = G_{\uparrow\uparrow} + G_{\uparrow\downarrow}$ are plotted as dashed line, dotted line and solid line, respectively. The other parameters are the same as those of Fig.1.

Next, we consider the conductance versus Rashba SO coupling strength for three different values of QD level $\epsilon_d = -0.4, -0.55, -0.6$, the results are shown in Fig.3. For the system with SO coupling but without external magnetic flux, it still has the time-reversal symmetry. We find the spin resolved conductances have the symmetry $G_\uparrow = G_\downarrow$, therefore only G_\uparrow is plotted. In the presence of SO interaction, the conductance shows quasi-periodical

oscillations with the value of Q_R as the result of the interference effect for electron transport through the ring. Both the non-spin-flip $G_{\uparrow\uparrow}$ conductance and the spin-flip conductance $G_{\uparrow\downarrow}$ can reach zero at some particular values of Q_R . In this case, totally destructive interference of this kind of spin-resolved electron transport is achieved. It is noticed that at some value of Q_R , the spin non-flip conductance $G_{\uparrow\uparrow}$ is zero, but with a finite spin flip conductance $G_{\uparrow\downarrow}$, therefore the ring-dot system can act as a spin flip device. Since, the non-spin-flip and spin-flip conductance obtain zero values at different position of Q_R , there are always some leakage currents in this system. It is also observed that the conductance can be strongly modulated by the QD level, it can change from a local maximum to a local minimum at the same value of SO coupling Q_R .

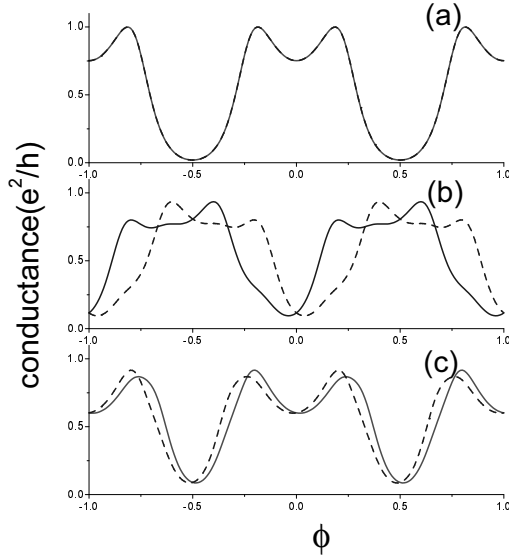


FIG. 4: The spin-resolved conductance G_{\uparrow} (solid line), and G_{\downarrow} (dashed line) versus the threading magnetic flux ϕ for several Rashba SO interaction parameters: (a) $Q_R = 0.0$; (b) $Q_R = 1.5$; (c) $Q_R = 3.0$. The dot level is fixed at $\epsilon_d = -0.6$, and the other parameters are the same as those of Fig.1.

In Fig.4 we give the flux dependence of the linear conductance at different value of Q_R . The conductance is a periodical function of the enclosed magnetic flux ϕ . Without SO coupling, the conductance is independent of the electron spin. In the presence both of SO interaction and magnetic flux, the time-reversal symmetry of this system is broken, and the result shows the spin-resolved conductances are spin dependent ($G_{\uparrow} \neq G_{\downarrow}$). By increasing SO coupling strength Q_R , the line shapes of conductances don't change significantly, but it is easy to observe that the conductance line shapes are shifted along the ϕ axis. This can be interpreted as that in the presence of SO coupling, the electron acquires a spin Berry phase when

transport through the ring, which will act as an effective magnetic flux in the electron conductance. Since the conductance line G_{\uparrow} and G_{\downarrow} shift differently, it indicates that the spin Berry phases are different for spin up and spin down incident electrons.

From the above result, one can see that it is possible to obtain a spin polarized current even the incident electron is spin unpolarized. In the linear response regime, we define the current spin polarization $\eta = (G_{\uparrow} - G_{\downarrow}) / (G_{\uparrow} + G_{\downarrow})$. For different value of SO coupling parameter Q_R , the calculated current polarization η versus the magnetic flux ϕ is plotted in Fig.5. It is observed that the spin polarization can achieve a value of $\eta \approx 50\%$ at some particular SO coupling strength Q_R and enclosed magnetic flux ϕ . It is interesting to notice that at zero bias voltage, although there are no net charge and spin currents between the left and right leads, finite charge and spin currents circling around the ring can exist when the ring is threaded by a magnetic flux[34]. It is also noted that when the QD in this system is driven by a time dependent gate, even at zero bias a charge or spin current might be observed due to the quantum pumping phenomena[35].

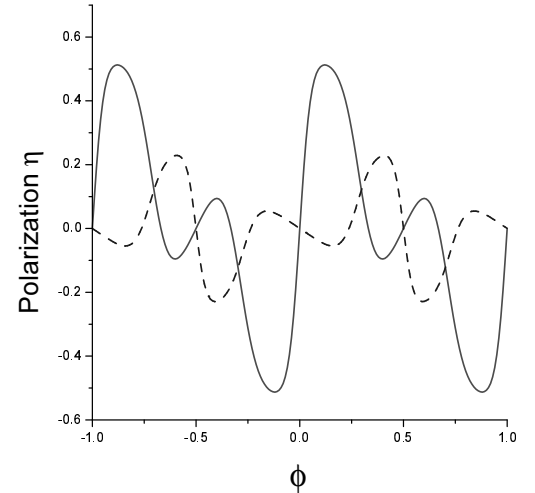


FIG. 5: The spin polarization η versus the threading magnetic flux ϕ with Rashba SO interaction parameters: $Q_R = 1.5$ (solid line); $Q_R = 3.0$ (dashed line). The dot level is fixed at $\epsilon_d = -0.6$, and the other parameters are the same as those of Fig.1.

Conclusions: In summary, we have investigated the Rashba SO coupling effect on the electron transport through a AB interferometer with one arm side-coupled with a QD. It is shown that in the presence of a QD, the Fano effect will play a significant role in the electron transmission through the AB ring, therefore by tuning

the QD energy level, we can modulate the total conductance of the system. In the presence of Rashba SO interaction in the mesoscopic ring, the electron spin can be reversed at some particular value of Q_R . With nonzero magnetic flux ϕ enclosed, the time-reversal symmetry of the system is broken, one can obtain a partially spin polarized current after the electron transport through this AB ring, even though the incident electron is not spin polarized. The current spin polarization can be tuned

by QD gate voltage, magnetic flux and the Rashba interaction strength. One may expect further experiment on semiconductor mesoscopic ring with Rashba SO interaction can reveal more interesting spin interference and Fano resonance effects.

Acknowledgments This project is supported by the National Natural Science Foundation of China, the Shanghai Pujiang Program, and Program for New Century Excellent Talents in University (NCET).

-
- [1] Zutic I, Fabian J, and Das Sarma S 2004 Rev. Mod. Phys. **76** 323
 - [2] Datta S and Das B 1990 Appl. Phys. Lett. **56** 665
 - [3] Bychov Y A and Rashba E I 1984 J. Phys. C **17** 6039
 - [4] Nitta J, Akazaki T, Takayanagi H and Enoki T 1997 Phys. Rev. Lett. **78** 1335
 - [5] Webb R A, Washburn S, Umbach C P and Laibowitz R B 1985 Phys. Rev. Lett. **54** 2696
 - [6] Aharonov Y and Casher A 1984 Phys. Rev. Lett. **53** 319
 - [7] Morpurgo A F, Heida J P, Klapwijk T M, van Wees B J and Borghs G 1998 Phys. Rev. Lett. **80** 1050
 - [8] Yau J B, De Poortere E P and Shayegan M 2002 Phys. Rev. Lett. **88** 146801
 - [9] König M, Tschetschekin A, Hankiewicz E M, Sinova J, Hock V, Daumer V, Schäfer M, Becker C R, Buhmann H and Molenkamp L W 2006 Phys. Rev. Lett. **96** 076804
 - [10] Bergsten T, Kobayashi T, Sekine Y and Nitta J 2006 Phys. Rev. Lett. **97** 196803
 - [11] Grbić B, Leturcq R, Ihn T, Ensslin K, Reuter D and Wieck A D 2007 Phys. Rev. Lett. **99** 176803
 - [12] Frustaglia D and Richter K 2004 Phys. Rev. B **69** 235310
 - [13] Wang M and Chang K 2008 Phys. Rev. B **77** 125330
 - [14] Lobos A M and Aligia A A 2008 Phys. Rev. Lett. **100** 016803
 - [15] Sun Q F, Wang J and Guo H 2005 Phys. Rev. B **71** 165310; Sun Q F, Xie X C 2006 Phys. Rev. B **73** 235301
 - [16] Heary R J, Han J E and Zhu L Y 2008 Phys. Rev. B **77** 115132
 - [17] Kobayashi K, Aikawa H, Katsumoto S and Iye Y 2002 Phys. Rev. Lett. **88** 256806; 2003 Phys. Rev. B **68** 235304; Kobayashi K, Aikawa H, Sano A, Katsumoto S and Iye Y 2004 Phys. Rev. B **70** 035319
 - [18] Citro R and Romeo F 2008 Phys. Rev. B **77** 193309
 - [19] Guinea F and Verges J A 1987 Phys. Rev. B **35** 979
 - [20] D'Amato J L, Pastawski H M and Weisz J F 1989 Phys. Rev. B **39** 3554
 - [21] Wang X R, Wang Y P and Sun Z Z 2002 Phys. Rev. B **65** 193402
 - [22] Foa Torres L E F, Pastawski H M and Medina E 2006 Europhys. Lett. **73** 164
 - [23] Pastawski H M, Foa Torres L E F and Medina E 2002 Chem. Phys. **281** 257
 - [24] Madhavan V, Chen W, Jamneala T, Crommie M F and Wingreen N S 1998 Science **280** 567
 - [25] Göres J, Goldhaber-Gordon D, Heemeyer S, Kastner M A, Shtrikman H, Mahalu D and Meirav U 2000 Phys. Rev. B **62** 2188; Zacharia I G, Goldhaber-Gordon D, Granger G, Kastner M A, Khavin Y B, Shtrikman H, Mahalu D and Meirav U 2001 Phys. Rev. B **64** 155311
 - [26] Johnson A C, Marcus C M, Hanson M P and Gossard A C 2004 Phys. Rev. Lett. **93** 106803
 - [27] Fuhrer A, Brusheim P, Ihn T, Sigrist M, Ensslin K, Wegscheider W and Bichler M 2006 Phys. Rev. B **73** 205326
 - [28] Meijer F E, Morpurgo A F and Klapwijk T M 2002 Phys. Rev. B **66** 033107
 - [29] Splettstoesser J, Governale M and Zülicke U 2003 Phys. Rev. B **68** 165341
 - [30] Souma S and Nikolić B K 2004 Phys. Rev. B **70** 195346; Nikolić B K and Souma S 2005 Phys. Rev. B **71** 195328
 - [31] Hubbard J 1963 Proc. R. Soc. London, Ser A **276** 238
 - [32] Meir Y, Wingreen N S and Lee P A 1993 Phys. Rev. Lett. **70** 2601
 - [33] Wang S D, Sun Z Z, Cue N, Xu H Q and Wang X R 2002 Phys. Rev. B **65** 125307
 - [34] Ding G H and Dong B 2007 Phys. Rev. B **76** 125301
 - [35] Foa Torres L E F 2005 Phys. Rev. B **72** 245339