

University of Bern
Institute of Mathematical Statistics and Actuarial Science

Technical Report 75

Approximation by Log-Concave Distributions with Applications to Regression

Lutz Dümbgen*

*Institute of Mathematical Statistics
and Actuarial Science
Alpeneggstrasse 22
CH-3012 Bern
Switzerland*
e-mail: duembgen@stat.unibe.ch

and

Richard Samworth

*Statistical Laboratory
Centre for Mathematical Sciences
Wilberforce Road
Cambridge, CB3 0WB
United Kingdom*
e-mail: r.samworth@statslab.cam.ac.uk

and

Dominic Schuhmacher*

*Institute of Mathematical Statistics
and Actuarial Science
Alpeneggstrasse 22
CH-3012 Bern
Switzerland*
e-mail: dominic.schuhmacher@stat.unibe.ch

Abstract: We study the approximation of arbitrary distributions P on d -dimensional space by distributions with log-concave density. Approximation means minimizing a Kullback–Leibler type functional. We show that such an approximation exists if, and only if, P has finite first moments and is not supported by some hyperplane. Furthermore we show that this approximation depends continuously on P with respect to Mallows' distance $D_1(\cdot, \cdot)$. This result implies consistency of the maximum likelihood estimator of a log-concave density under fairly general conditions. It also allows us to prove existence and consistency of estimators in regression models with a response $Y = \mu(X) + \epsilon$, where X and ϵ are independent, $\mu(\cdot)$ belongs

*Work supported by Swiss National Science Foundation

to a certain class of regression functions while ϵ is a random error with log-concave density and mean zero.

AMS 2000 subject classifications: 62E17, 62G05, 62G07, 62G08, 62G35, 62H12.

Keywords and phrases: convex support, isotonic regression, linear regression, Mallows' distance, projection, weak semi-continuity.

1. Introduction

Log-concave distributions, i.e. distributions with a Lebesgue density the logarithm of which is concave, are an interesting nonparametric model comprising many parametric families of distributions. [Bagnoli and Bergstrom \(2005\)](#) give an overview of many interesting properties and applications in econometrics. Indeed, these distributions have received a lot of attention among statisticians recently as described in the review by [Walther \(2009\)](#). The nonparametric maximum likelihood estimator was studied in the univariate setting by [Pal, Woodroffe and Meyer \(2007\)](#), [Rufibach \(2006\)](#), [Dümbgen, Hüsler and Rufibach \(2007\)](#), [Balabdaoui, Rufibach and Wellner \(2009\)](#) and [Dümbgen and Rufibach \(2009\)](#). These references contain characterizations of the estimators, consistency results and explicit algorithms. Extensions of one or more of these aspects to the multivariate setting are presented by [Cule, Samworth and Stewart \(2010b\)](#), [Cule and Samworth \(2010a\)](#), [Koenker and Mizera \(2010\)](#), [Seregin and Wellner \(2011\)](#) and [Schuhmacher and Dümbgen \(2010\)](#). Both [Cule and Samworth \(2010a\)](#) and [Schuhmacher, Hüsler and Dümbgen \(2009\)](#) show that multivariate log-concave distributions are a very well-behaved nonparametric class. For instance, moments of arbitrary order are continuous statistical functionals with respect to weak convergence.

The first aim of the present paper is a deeper understanding of the approximation scheme underlying the maximum likelihood estimator of a log-concave density. Let us put this into a somewhat broader context: Let \hat{Q}_n be the empirical distribution of independent random vectors X_1, X_2, \dots, X_n with distribution Q on a given open set $\mathcal{X} \subseteq \mathbb{R}^d$. Suppose that Q has a density f belonging to a given class \mathcal{F} of probability densities on \mathcal{X} . The maximum likelihood estimator of f may be written as

$$\hat{f}_n = \arg \max_{f \in \mathcal{F}} \int \log(f) d\hat{Q}_n$$

(provided this exists and is unique). Even if Q fails to have a density within \mathcal{F} , one may view \hat{f}_n as an estimator of the approximating density

$$f(\cdot | Q) := \arg \max_{f \in \mathcal{F}} \int \log(f) dQ.$$

In fact, if Q has a density $g \notin \mathcal{F}$ on \mathcal{X} such that the integral $\int g(x) \log g(x) dx$ exists in \mathbb{R} , one may rewrite $f(\cdot | Q)$ as the minimizer of the Kullback–Leibler

divergence

$$D_{KL}(f, g) = \int \log(g/f)(x)g(x) dx$$

over all $f \in \mathcal{F}$. Note the well-known fact that $D_{KL}(f, g) > 0$ unless $f = g$ almost everywhere. Viewing a maximum likelihood estimator as an estimator of an approximation within a given model is common in statistics, see, for instance, Pfanzagl (1990), Patilea (2001) Doksum *et al.* (2007) and Cule and Samworth (2010a). Pfanzagl (1990) and Patilea (2001) show that under suitable regularity conditions on Q and \mathcal{F} , the estimator \hat{f}_n is consistent with certain large deviation bounds or rates of convergence, even in the case of misspecified models. To the best of our knowledge, their results are not directly applicable in the setting of log-concave densities, which is treated by Cule and Samworth (2010a). Our ambition is to identify the *largest* possible class of distributions Q such that $f(\cdot | Q)$ is well-defined and unique. Moreover, we want to show that the mapping $Q \mapsto f(\cdot | Q)$ is continuous on that class with respect to a *coarse* topology, ideally the topology of weak convergence.

With these goals in mind, let us tell a short success story about Grenander's estimator (Grenander, 1956), also a key example of Patilea (2001): Let \mathcal{F}_{mon} be the class of all non-increasing and left-continuous probability densities on $\mathcal{X} = (0, \infty)$. Then for *any* distribution Q on $(0, \infty)$, the maximizer

$$f_{\text{mon}}(\cdot | Q) := \arg \max_{f \in \mathcal{F}_{\text{mon}}} \int_{(0, \infty)} \log f(x) Q(dx)$$

is well-defined and unique. Namely, if G denotes the distribution function of Q , then $f_{\text{mon}}(\cdot | Q)$ is the left-sided derivative of the smallest concave majorant of G on $(0, \infty)$; see Barlow *et al.* (1972). With this characterization one can show that for any sequence of distributions Q_n on $(0, \infty)$ converging weakly to Q ,

$$\int_{(0, \infty)} |f_{\text{mon}}(x | Q_n) - f_{\text{mon}}(x | Q)| dx \rightarrow 0 \quad (n \rightarrow \infty).$$

Since the sequence of empirical measures \hat{Q}_n converges weakly to Q almost surely, this entails strong consistency of the Grenander estimator $f(\cdot | \hat{Q}_n)$ in total variation distance.

In the remainder of the present paper we consider the class \mathcal{F} of log-concave probability densities on $\mathcal{X} = \mathbb{R}^d$. We will show in Section 2 that $f(\cdot | Q)$ exists and is unique in $L^1(\mathbb{R}^d)$ if, and only if,

$$\int \|x\| Q(dx) < \infty$$

and

$$Q(H) < 1 \quad \text{for any hyperplane } H \subset \mathbb{R}^d.$$

Some additional properties of $f(\cdot | Q)$ will be established as well. We show that the mapping $Q \mapsto f(\cdot | Q)$ is continuous with respect to Mallows' distance (Mallows, 1972) $D_1(\cdot, \cdot)$, also known as a Wasserstein, Monge–Kantorovich or Earth

Mover's distance. Precisely, let Q satisfy the properties just mentioned, and let $(Q_n)_n$ be a sequence of probability distributions converging to Q in D_1 ; in other words,

$$Q_n \rightarrow_w Q \quad \text{and} \quad \int \|x\| Q_n(dx) \rightarrow \int \|x\| Q(dx) \quad (1)$$

as $n \rightarrow \infty$. Then $f(\cdot | Q_n)$ is well-defined for sufficiently large n , and

$$\lim_{n \rightarrow \infty} \int |f(x | Q_n) - f(x | Q)| dx = 0.$$

This entails strong consistency of the maximum likelihood estimator \hat{f}_n , because $(\hat{Q}_n)_n$ converges almost surely to Q with respect to Mallows' distance $D_1(\cdot, \cdot)$. In addition we show that $Q \mapsto \max_{f \in \mathcal{F}} \int \log(f) dQ$ is convex and upper semi-continuous with respect to weak convergence.

In Section 3 we apply these results to the following type of regression problem: Suppose that we observe independent real random variables Y_1, Y_2, \dots, Y_n such that

$$Y_i = \mu(x_i) + \epsilon_i$$

for given fixed design points x_1, x_2, \dots, x_n in some set \mathcal{X} , some unknown regression function $\mu : \mathcal{X} \rightarrow \mathbb{R}$ and independent, identically distributed random errors ϵ_i with unknown log-concave density f and mean zero. We will show that a maximum likelihood estimator of (μ, f) exists and is consistent under certain regularity conditions in the following two cases: (i) $\mathcal{X} = \mathbb{R}^q$ and μ is affine (i.e. affine linear); (ii) $\mathcal{X} = \mathbb{R}$ and μ is non-decreasing. These methods are illustrated with simulated and real data. We also indicate potential applications to change-point analyses.

Most proofs and technical arguments are deferred to section 4.

2. Log-Concave Approximations

For a fixed dimension $d \in \mathbb{N}$, let $\Phi = \Phi(d)$ be the family of concave functions $\phi : \mathbb{R}^d \rightarrow [-\infty, \infty)$ which are upper semicontinuous and coercive in the sense that

$$\phi(x) \rightarrow -\infty \quad \text{as} \quad \|x\| \rightarrow \infty.$$

In particular, for any $\phi \in \Phi$ there exist constants a and $b > 0$ such that $\phi(x) \leq a - b\|x\|$, so $\int e^{\phi(x)} dx$ is finite. Further let $\mathcal{Q} = \mathcal{Q}(d)$ be the family of all probability distributions Q on \mathbb{R}^d . Then we define a log-likelihood type functional

$$L(\phi, Q) := \int \phi dQ - \int e^{\phi(x)} dx + 1$$

and a profile log-likelihood

$$L(Q) := \sup_{\phi \in \Phi} L(\phi, Q).$$

If, for fixed Q , there exists a function $\psi \in \Phi$ such that $L(\psi, Q) = L(Q) \in \mathbb{R}$, then it will automatically satisfy

$$\int e^{\psi(x)} dx = 1.$$

To verify this, note that $\phi + c \in \Phi$ for any fixed function $\phi \in \Phi$ and arbitrary $c \in \mathbb{R}$, and

$$\frac{\partial}{\partial c} L(\phi + c, Q) = 1 - e^c \int e^{\phi(x)} dx$$

if $L(\phi, Q) \in \mathbb{R}$. Thus $L(\phi + c, Q)$ is minimal for $c = -\log \int e^{\phi(x)} dx$.

2.1. Existence, uniqueness and basic properties

The next theorem provides a complete characterization of all distributions $Q \in \mathcal{Q}$ with real profile log-likelihood $L(Q)$. To state the result we first define the convex support of a distribution $Q \in \mathcal{Q}$ and establish some of its properties:

Lemma 2.1. *For any $Q \in \mathcal{Q}$, the set*

$$\text{csupp}(Q) := \bigcap \{C : C \subseteq \mathbb{R}^d \text{ closed and convex, } Q(C) = 1\}$$

is itself closed and convex with $Q(\text{csupp}(Q)) = 1$. The following three properties of Q are equivalent:

- (a) $\text{csupp}(Q)$ has non-empty interior.
- (b) $Q(H) < 1$ for any hyperplane $H \subset \mathbb{R}^d$.
- (c) With Leb denoting Lebesgue measure on \mathbb{R}^d ,

$$\limsup_{\delta \downarrow 0} \{Q(C) : C \subset \mathbb{R}^d \text{ closed and convex, } \text{Leb}(C) \leq \delta\} < 1.$$

Theorem 2.2. *For any $Q \in \mathcal{Q}$, the value of $L(Q)$ is real if, and only if,*

$$\int \|x\| Q(dx) < \infty \quad \text{and} \quad \text{interior}(\text{csupp}(Q)) \neq \emptyset.$$

In that case, there exists a unique function

$$\psi = \psi(\cdot | Q) \in \arg \max_{\phi \in \Phi} L(\phi, Q).$$

This function ψ satisfies $\int e^{\psi(x)} dx = 1$ and

$$\text{interior}(\text{csupp}(Q)) \subseteq \text{dom}(\psi) := \{x \in \mathbb{R}^d : \psi(x) > -\infty\} \subseteq \text{csupp}(Q).$$

Remark 2.3 (Moment (in)equalities). Let $Q \in \mathcal{Q}$ satisfy the properties stated in Theorem 2.2. Then the log-density $\psi = \psi(\cdot | Q)$ satisfies the following requirements: $L(\psi, Q) = \int \psi dQ \in \mathbb{R}$, and for any function $\Delta : \mathbb{R}^d \rightarrow \mathbb{R}$,

$$\int \Delta dQ \leq \int \Delta(x) e^{\psi(x)} dx \quad \text{if } \psi + t\Delta \in \Phi \text{ for some } t > 0. \quad (2)$$

This follows from

$$\lim_{t \downarrow 0} t^{-1} (L(\psi + t\Delta, Q) - L(\psi, Q)) = \int \Delta dQ - \int \Delta(x) e^{\psi(x)} dx.$$

Let P be the approximating probability measure with $P(dx) = e^{\psi(x)} dx$. It satisfies the following (in)equalities:

$$\int h dP \leq \int h dQ \quad \text{for any convex } h : \mathbb{R}^d \rightarrow (-\infty, \infty], \quad (3)$$

$$\int x P(dx) = \int x Q(dx). \quad (4)$$

For let $v \in \mathbb{R}^d$ be a subgradient of h at 0, i.e. $h(x) \geq h(0) + v^\top x$ for all $x \in \mathbb{R}^d$. Since $\psi(x) \leq a - b\|x\|$ for arbitrary $x \in \mathbb{R}^d$ and suitable constants a and $b > 0$, the function $\Delta := -h$ satisfies the requirement that $\psi + t\Delta \in \Phi$ whenever $0 < t < b/\|v\|$. Hence the asserted inequality follows from (2). The equality for the first moments follows by setting $h(x) := \pm v^\top x$ for arbitrary $v \in \mathbb{R}^d$.

In what follows let

$$\begin{aligned} \mathcal{Q}^1 = \mathcal{Q}^1(d) &:= \left\{ Q \in \mathcal{Q} : \int \|x\| Q(dx) < \infty \right\}, \\ \mathcal{Q}_o = \mathcal{Q}_o(d) &:= \left\{ Q \in \mathcal{Q} : \text{interior}(\text{csupp}(Q)) \neq \emptyset \right\}. \end{aligned}$$

Thus $L(Q) \in \mathbb{R}$ if, and only if, $Q \in \mathcal{Q}_o \cap \mathcal{Q}^1$. Moreover, the proof of Theorem 2.2 shows that

$$L(Q) = \begin{cases} -\infty & \text{for } Q \in \mathcal{Q} \setminus \mathcal{Q}^1, \\ +\infty & \text{for } Q \in \mathcal{Q}^1 \setminus \mathcal{Q}_o. \end{cases}$$

Remark 2.4 (Affine equivariance). Suppose that $Q \in \mathcal{Q}_o \cap \mathcal{Q}^1$. For arbitrary vectors $a \in \mathbb{R}^d$ and nonsingular, real $d \times d$ matrices B define $Q_{a,B}$ to be the distribution of $a + BX$ when X has distribution Q . Then $Q_{a,B} \in \mathcal{Q}_o \cap \mathcal{Q}^1$, too, and elementary considerations reveal that

$$\begin{aligned} L(Q_{a,B}) &= L(Q) - \log |\det B| \quad \text{and} \\ \psi(x | Q_{a,B}) &= \psi(B^{-1}(x - a) | Q) - \log |\det B| \quad \text{for } x \in \mathbb{R}^d. \end{aligned}$$

Remark 2.5 (Convexity). The profile log-likelihood L is convex on \mathcal{Q}^1 . Precisely, for arbitrary $Q_0, Q_1 \in \mathcal{Q}^1$ and $0 < t < 1$,

$$L((1-t)Q_0 + tQ_1) \leq (1-t)L(Q_0) + tL(Q_1).$$

The two sides are equal and real if, and only if, $Q_0, Q_1 \in \mathcal{Q}_o \cap \mathcal{Q}^1$ with $\psi(\cdot | Q_0) = \psi(\cdot | Q_1)$; see Section 4.

Remark 2.6 (Concave majorants). Let $\psi = \psi(\cdot | Q)$ for a distribution $Q \in \mathcal{Q}_o \cap \mathcal{Q}^1$. For any open set $U \subset \mathbb{R}^d$ there exists a (pointwise) minimal function $\psi_U \in \Phi$ such that $\psi_U \geq \psi$ on $\mathbb{R}^d \setminus U$. In particular, $\psi_U \leq \psi$ with equality on $\mathbb{R}^d \setminus U$.

One can also show that ψ_U is the pointwise infimum of all affine functions ϕ such that $\phi \geq \psi$ on $\mathbb{R}^d \setminus U$; see Section 4 for further details. If $\text{supp}(Q)$ denotes the smallest closed set $A \subseteq \mathbb{R}^d$ with $Q(A) = 1$, then

$$\psi = \psi_{\mathbb{R}^d \setminus \text{supp}(Q)}.$$

Furthermore, suppose that Q has a density g on an open set U such that $\psi > \log g$ on this set. Then

$$\psi = \psi_U.$$

2.2. The one-dimensional case

For the case of $d = 1$ one can generalize Theorem 2.4 of Dümbgen and Rufibach (2009) as follows: For a function $\phi \in \Phi(1)$ let

$$\mathcal{S}(\phi) := \left\{ x \in \text{dom}(\phi) : \phi(x) > 2^{-1}(\phi(x - \delta) + \phi(x + \delta)) \text{ for all } \delta > 0 \right\}.$$

The log-concave approximation of a distribution on \mathbb{R} can be characterized in terms of distribution functions only:

Theorem 2.7. *Let Q be a non-degenerate distribution on \mathbb{R} with finite first moment and distribution function G . Let F be a distribution function with log-density $\phi \in \Phi$. Then $\phi = \psi(\cdot | Q)$ if, and only if,*

$$\begin{aligned} \int_{-\infty}^{\infty} (F(t) - G(t)) dt &= 0 \quad \text{and} \\ \int_{-\infty}^x (F(t) - G(t)) dt &\begin{cases} \leq 0 & \text{for all } x \in \mathbb{R}, \\ = 0 & \text{for all } x \in \mathcal{S}(\phi). \end{cases} \end{aligned}$$

Remark 2.8. One consequence of this theorem is that the c.d.f. F of $\psi(\cdot | Q)$ follows the c.d.f. G of Q quite closely in that

$$G(x-) \leq F(x) \leq G(x) \quad \text{for arbitrary } x \in \mathcal{S}(\psi(\cdot | Q)).$$

For it follows from the inequalities in Theorem 2.7 that for $x \in \mathcal{S}(\psi(\cdot | Q))$ and $\delta > 0$,

$$\begin{aligned} 0 &\leq \frac{1}{\delta} \int_{x-\delta}^x (F(t) - G(t)) dt \rightarrow F(x) - G(x-) \quad \text{and} \\ 0 &\geq \frac{1}{\delta} \int_x^{x+\delta} (F(t) - G(t)) dt \rightarrow F(x) - G(x) \quad \text{as } \delta \downarrow 0. \end{aligned}$$

Example 2.9. Let Q be a rescaled version of student's distribution t_2 with density and distribution function

$$g(x) = 2^{-1}(1+x^2)^{-3/2} \quad \text{and} \quad G(x) = 2^{-1}(1+(1+x^2)^{-1/2}x),$$

respectively. The best approximating log-concave distribution is the Laplace distribution with density and distribution function

$$f(x) = 2^{-1}e^{-|x|} \quad \text{and} \quad F(x) = \begin{cases} f(x) & \text{for } x \leq 0, \\ 1 - f(x) & \text{for } x \geq 0, \end{cases}$$

respectively. To verify this claim, note that by symmetry it suffices to show that

$$\int_{-\infty}^x (F(t) - G(t)) dt \begin{cases} \leq 0 & \text{for } x \leq 0, \\ = 0 & \text{for } x = 0. \end{cases}$$

Indeed the integral on the left hand side equals

$$2^{-1}(\exp(x) - x - (1 + x^2)^{1/2})$$

for all $x \leq 0$. Clearly this expression is zero for $x = 0$, and elementary considerations show that it is non-positive for all $x \leq 0$. Figure 1 shows g and G (green/dotted lines) together with f and F (blue lines). The maximum of $|F - G|$ is less than 0.04.

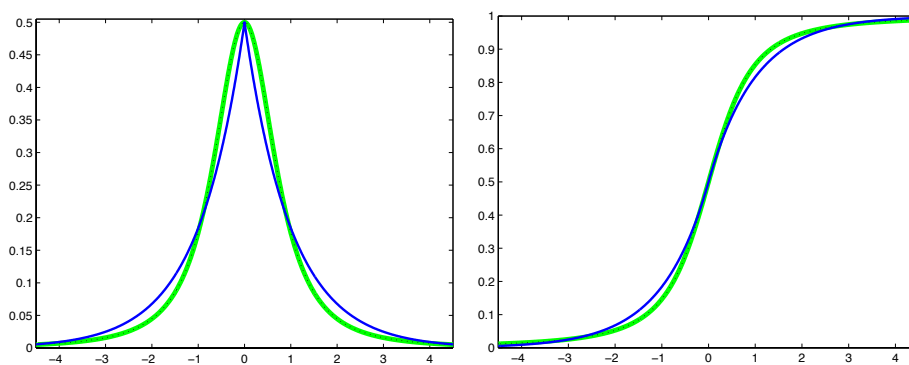


FIG 1. Densities g, f (left panel) and distribution functions G, F (right panel) for Example 2.9.

Remark 2.10. Let $Q \in \mathcal{Q}_o \cap \mathcal{Q}^1$ such that $Q(a, b) = 0$ for some bounded interval $(a, b) \subset \text{csupp}(Q)$. Then $\psi = \psi(\cdot | Q)$ is linear on $[a, b]$. This follows from Remark 2.6, applied to $U = (a, b)$. Note that $\psi(a) > -\infty$ and $\psi(b) > -\infty$, because otherwise $\psi \equiv -\infty$ on $(-\infty, a]$ or on $[b, \infty)$. But this would be incompatible with $\int \psi dQ \in \mathbb{R}$, because both $Q((-\infty, a])$ and $Q([b, \infty))$ are positive.

Remark 2.11. Suppose that Q has a continuous but not log-concave density g . Nevertheless one can say the following about the approximating log-density $\psi = \psi(\cdot | Q)$:

- (i) Suppose that $\log g$ is concave on an interval $(-\infty, a]$ with $g(a) > 0$ and $\psi(a) \leq \log g(a)$. Then there exists a point $a' \in [-\infty, a]$ such that ψ is linear on $(a', a]$, and $\psi = \log g$ on $(-\infty, a']$.

- (ii) Suppose that $\log g$ is differentiable everywhere, convex on a bounded interval $[a, b]$ and concave on both $(-\infty, a]$ and $[b, \infty)$. Then there exist points $a' \in (-\infty, a]$ and $b' \in [b, \infty)$ such that ψ is linear on $[a', b']$ while $\psi = \log g$ on $(-\infty, a'] \cup [b', \infty)$.
- (iii) Suppose that $\log g$ is convex on an interval $(-\infty, a]$ such that $-\infty < \log g(a) \leq \psi(a)$. Then ψ is linear on $(-\infty, a]$.

Example 2.12. Let us illustrate part (ii) of Remark 2.11 with a numerical example. Figure 2 shows the bimodal density g (green/dotted line) of the Gaussian mixture $Q = 0.7 \cdot \mathcal{N}(-1.5, 1) + 0.3 \cdot \mathcal{N}(1.5, 1)$ together with its log-concave approximation $f = f(\cdot | Q)$ (blue line). As predicted, there exists an interval $[a', b']$ such that $f = g$ on $\mathbb{R} \setminus (a', b')$ and $\log f$ is linear on $[a', b']$.

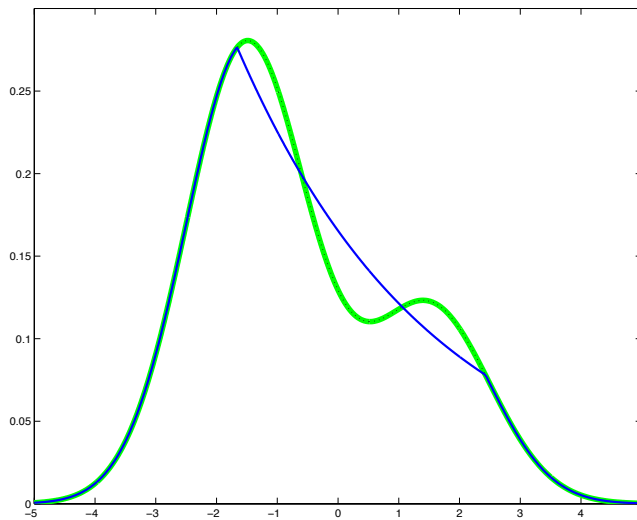


FIG 2. Density of a Gaussian mixture and its log-concave approximation.

2.3. Continuity in Q

For the applications to regression problems to follow we need to understand the properties of both $Q \mapsto L(Q)$ and $Q \mapsto \psi(\cdot | Q)$ on $\mathcal{Q}^1 \cap \mathcal{Q}_o$. Our first hope was that both mappings would be continuous with respect to the weak topology. It turned out, however, that we need a somewhat stronger notion of convergence, namely, convergence with respect to Mallows' distance D_1 which is defined as follows: For two probability distributions $Q, Q' \in \mathcal{Q}^1$,

$$D_1(Q, Q') := \inf_{(X, X')} \mathbb{E} \|X - X'\|,$$

where the infimum is taken over all pairs (X, X') of random vectors $X \sim Q$ and $X' \sim Q'$ on a common probability space. It is well-known that the infimum

in $D_1(Q, Q')$ is a minimum. The distance D_1 is also known as Wasserstein, Monge–Kantorovich or Earth Mover’s distance. An alternative representation due to [Kantorovič and Rubiňštejn \(1958\)](#) is

$$D_1(Q, Q') = \sup_{h \in \mathcal{H}_L} \left| \int h dQ - \int h dQ' \right|,$$

where \mathcal{H}_L consists of all $h : \mathbb{R}^d \rightarrow \mathbb{R}$ such that $|h(x) - h(y)| \leq \|x - y\|$ for all $x, y \in \mathbb{R}^d$. Moreover, for a sequence $(Q_n)_n$ in \mathcal{Q}^1 , it is known that (1) is equivalent to $D_1(Q_n, Q) \rightarrow 0$ as $n \rightarrow \infty$ ([Bickel and Freedman, 1981](#); [Mallows, 1972](#)). In case of $d = 1$, the optimal coupling of Q and Q' is given by the quantile transformation: If G and G' denote the respective distribution functions, then

$$D_1(Q, Q') = \int_0^1 |G^{-1}(u) - G'^{-1}(u)| du = \int_{-\infty}^{\infty} |G(x) - G'(x)| dx.$$

A good starting point for more detailed information on Mallows’ distance is Chapter 7 of [Villani \(2003\)](#).

Before presenting the main results of this section we mention two useful facts about the convex support of distributions.

Lemma 2.13. *Given a distribution $Q \in \mathcal{Q}$, a point $x \in \mathbb{R}^d$ is an interior point of $\text{csupp}(Q)$ if, and only if,*

$$h(Q, x) := \sup\{Q(C) : C \subset \mathbb{R}^d \text{ closed and convex, } x \notin \text{interior}(C)\} < 1.$$

Moreover, if $(Q_n)_n$ is a sequence in \mathcal{Q} converging weakly to Q , then

$$\limsup_{n \rightarrow \infty} h(Q_n, x) \leq h(Q, x) \quad \text{for any } x \in \mathbb{R}^d.$$

This lemma implies that the set \mathcal{Q}_o is an open subset of \mathcal{Q} with respect to the topology of weak convergence. The supremum $h(Q, x)$ is a maximum over closed halfspaces and is related to Tukey’s halfspace depth ([Donoho and Gasko, 1992](#), Section 6). Now we are ready to state the main results of this section.

Theorem 2.14 (Weak upper semicontinuity). *Let $(Q_n)_n$ be a sequence of distributions in \mathcal{Q}_o converging weakly to some $Q \in \mathcal{Q}_o$. Then*

$$\limsup_{n \rightarrow \infty} L(Q_n) \leq L(Q).$$

Moreover, $\liminf_{n \rightarrow \infty} L(Q_n) < L(Q)$ if, and only if,

$$\limsup_{n \rightarrow \infty} \int \|x\| Q_n(dx) > \int \|x\| Q(dx).$$

This result already entails continuity of $L(\cdot)$ on $\mathcal{Q}_o \cap \mathcal{Q}^1$ with respect to Mallows’ distance D_1 . The next theorem extends this result to $L : \mathcal{Q}^1 \rightarrow (-\infty, \infty]$:

Theorem 2.15 (Continuity with respect to Mallows' distance D_1). *Let $(Q_n)_n$ be a sequence of distributions in \mathcal{Q}^1 such that $\lim_{n \rightarrow \infty} D_1(Q_n, Q) = 0$ for some $Q \in \mathcal{Q}^1$. Then*

$$\lim_{n \rightarrow \infty} L(Q_n) = L(Q).$$

In case of $Q \in \mathcal{Q}_o \cap \mathcal{Q}^1$, the probability densities $f := \exp \circ \psi(\cdot | Q)$ and $f_n := \exp \circ \psi(\cdot | Q_n)$ are well-defined for sufficiently large n and satisfy

$$\begin{aligned} \lim_{n \rightarrow \infty, x \rightarrow y} f_n(x) &= f(y) \quad \text{for all } y \in \mathbb{R}^d \setminus \partial\{f > 0\}, \\ \limsup_{n \rightarrow \infty, x \rightarrow y} f_n(x) &\leq f(y) \quad \text{for all } y \in \partial\{f > 0\}, \\ \lim_{n \rightarrow \infty} \int |f_n(x) - f(x)| dx &= 0. \end{aligned}$$

Remark 2.16 (Stronger modes of convergence). The convergence of $(f_n)_n$ to f in total variation distance may be strengthened considerably. It follows from recent results of [Cule and Samworth \(2010a\)](#) or [Schuhmacher, Hüsler and Dümbgen \(2009\)](#) that $(f_n)_n \rightarrow f$ uniformly on arbitrary closed subsets of $\mathbb{R}^d \setminus \text{disc}(f)$, where $\text{disc}(f)$ is the set of discontinuity points of f . The latter set is contained in the boundary of the convex set $\{f > 0\}$, hence a null set with respect to Lebesgue measure. Moreover, there exists a number $\epsilon(f) > 0$ such that

$$\lim_{n \rightarrow \infty} \int e^{\epsilon(f)\|x\|} |f_n(x) - f(x)| dx = 0.$$

More generally,

$$\lim_{n \rightarrow \infty} \int e^{A(x)} |f_n(x) - f(x)| dx = 0$$

for any sublinear function $A : \mathbb{R}^d \rightarrow \mathbb{R}$ such that $\lim_{\|x\| \rightarrow \infty} e^{A(x)} f(x) = 0$.

Example 2.17 (Discontinuity w.r.t. weak convergence). Here is a simple example illustrating that convergence with respect to D_1 in Theorem 2.15 cannot be replaced with weak convergence: Writing $\text{Unif}\{a, b\}$ for the uniform distribution on a two-point set $\{a, b\}$, let $Q := \text{Unif}\{-1, 1\}$ and $Q_n := (1 - n^{-1})Q + n^{-1}\text{Unif}\{-n - 1, n + 1\}$. Clearly the sequence $(Q_n)_n$ converges weakly to Q . But

$$\int |x| Q_n(dx) = 2 = \int |x| Q(dx) + 1$$

for all $n \in \mathbb{N}$. One can easily verify that $\psi := \psi(\cdot | Q)$ is given by

$$\psi(x) = \begin{cases} -\log(2) & \text{if } |x| \leq 1, \\ -\infty & \text{otherwise.} \end{cases}$$

In particular, $L(Q) = -\log(2)$. Moreover, $\psi_n = \psi(\cdot | Q_n)$ has to be an even function, linear on the three intervals $[-n - 1, -1]$, $[-1, 1]$ and $[1, n + 1]$, while

$\psi_n(x) = -\infty$ for $|x| > n + 1$. It will be shown in Section 4 that as $n \rightarrow \infty$,

$$\begin{aligned} \psi_n(x) &\rightarrow -\log 2 - \log(1 + \kappa^{-1}) - \kappa(|x| - 1)^+, \\ L(Q_n) = L(\psi_n, Q_n) &\rightarrow -\log(2) - \kappa - \log(1 + \kappa^{-1}), \\ \int |f_n(x) - f(x)| dx &\rightarrow 2/(\kappa + 1), \end{aligned}$$

where $\kappa := (5^{1/2} - 1)/2$.

3. Applications to Regression Problems

Now we consider the regression setting described in the introduction with observations $Y_i = \mu(x_i) + \epsilon_i$, $1 \leq i \leq n$, where the $x_i \in \mathcal{X}$ are given fixed design points, $\mu : \mathcal{X} \rightarrow \mathbb{R}$ is an unknown regression function, and the ϵ_i are independent random errors with mean zero and unknown distribution Q on \mathbb{R} such that $\psi = \psi(\cdot | Q)$ is well-defined. The regression function μ is assumed to belong to a given family \mathcal{M} with the property that

$$m + c \in \mathcal{M} \quad \text{for arbitrary } m \in \mathcal{M}, c \in \mathbb{R}.$$

3.1. Maximum likelihood estimation

We propose to estimate (ψ, μ) by a maximizer of

$$\hat{\Lambda}(\phi, m) := \frac{1}{n} \sum_{i=1}^n \phi(Y_i - m(x_i)) - \int e^{\phi(x)} dx + 1$$

over all $(\phi, m) \in \Phi \times \mathcal{M}$. Note that $\hat{\Lambda}(\phi, m)$ remains unchanged if we replace (ϕ, m) with $(\phi(\cdot + c), m + c)$ for an arbitrary $c \in \mathbb{R}$. For fixed m , the maximizer $\hat{\phi} = \hat{\phi}_m$ of $\hat{\Lambda}(\cdot, m)$ over Φ will automatically satisfy $\int \exp(\hat{\phi}(x)) dx = 1$ and $\int x \exp(\hat{\phi}(x)) dx = n^{-1} \sum_{i=1}^n (Y_i - m(x_i))$. Thus if $(\hat{\phi}, \hat{m})$ maximizes $\hat{\Lambda}(\cdot, \cdot)$ over $\Phi \times \mathcal{M}$, then

$$(\hat{\psi}, \hat{\mu}) := (\hat{\phi}(\cdot + c), \hat{m} + c) \quad \text{with } c := \frac{1}{n} \sum_{i=1}^n (Y_i - \hat{m}(x_i))$$

maximizes $\hat{\Lambda}(\phi, m)$ over all $(\phi, m) \in \Phi \times \mathcal{M}$ satisfying the additional constraint that $\exp \circ \phi$ defines a probability density with mean zero.

Define $\mathbf{x} := (x_i)_{i=1}^n$ and $m(\mathbf{x}) := (m(x_i))_{i=1}^n$. Then we may write

$$\hat{\Lambda}(\phi, m) = L(\phi, \hat{Q}_{m(\mathbf{x})})$$

with the empirical distributions

$$\hat{Q}_{\mathbf{v}} := \frac{1}{n} \sum_{i=1}^n \delta_{Y_i - v_i}$$

for $\mathbf{v} = (v_i)_{i=1}^n \in \mathbb{R}^n$. Thus our procedure aims to find

$$(\hat{\phi}, \hat{m}) \in \arg \max_{(\phi, m) \in \Phi \times \mathcal{M}} L(\phi, \hat{Q}_{m(\mathbf{x})}),$$

and this representation is our key to proving the existence of $(\hat{\psi}, \hat{\mu})$. Before doing so we state a simple inequality of independent interest.

Lemma 3.1. *For any distribution $Q \in \mathcal{Q}^1(1)$,*

$$L(Q) \leq -\log\left(2 \int |x - \text{Med}(Q)| Q(dx)\right) \leq -\log\left(\int |x - \mu(Q)| Q(dx)\right),$$

where $\text{Med}(Q)$ is a median of Q while $\mu(Q)$ denotes its mean $\int x Q(dx)$.

Theorem 3.2 (Existence in regression). *Suppose that the set $\mathcal{M}(\mathbf{x}) := \{m(\mathbf{x}) : m \in \mathcal{M}\} \subset \mathbb{R}^n$ is closed and does not contain $\mathbf{Y} := (Y_i)_{i=1}^n$. Then there exists a maximizer $(\hat{\phi}, \hat{m})$ of $\hat{\Lambda}(\phi, m)$ over all $(\phi, m) \in \Phi \times \mathcal{M}$.*

The constraint $\mathbf{Y} \notin \mathcal{M}(\mathbf{x})$ excludes situations with perfect fit. In that case, the Dirac measure δ_0 would be the most plausible error distribution.

Example 3.3 (Linear Regression). Let $\mathcal{X} = \mathbb{R}^q$, and let \mathcal{M} consist of all affine functions on \mathbb{R}^q . Then $\mathcal{M}(\mathbf{x})$ is the column space of the design matrix

$$\mathbf{X} = \begin{bmatrix} 1 & 1 & \cdots & 1 \\ x_1 & x_2 & \cdots & x_n \end{bmatrix}^\top \in \mathbb{R}^{n \times (q+1)},$$

hence a linear subspace of \mathbb{R}^n . Consequently there exists a maximizer $(\hat{\phi}, \hat{m})$ of $\hat{\Lambda}$ over $\Phi \times \mathcal{M}$, unless $\mathbf{Y} \in \mathcal{M}(\mathbf{x})$.

Example 3.4 (Isotonic Regression). Let \mathcal{X} be some interval on the real line, and let \mathcal{M} consist of all isotonic functions $m : \mathcal{X} \rightarrow \mathbb{R}$. Then the set $\mathcal{M}(\mathbf{x})$ is a closed convex cone in \mathbb{R}^n . Here the condition that $\mathbf{Y} \notin \mathcal{M}(\mathbf{x})$ is equivalent to the existence of two indices $i, j \in \{1, 2, \dots, n\}$ such that $x_i \leq x_j$ but $Y_i > Y_j$.

Fisher consistency The maximum likelihood estimator $(\hat{\psi}, \hat{\mu})$ need not be unique in general; see Example 3.9 below. Nevertheless we will prove it to be consistent under certain regularity conditions. A key point here is Fisher consistency in the following sense: Note that the expectation measure of the empirical distribution $\hat{Q}_{m(\mathbf{x})}$ equals

$$\mathbb{E} \hat{Q}_{m(\mathbf{x})} = \frac{1}{n} \sum_{i=1}^n Q \star \delta_{\mu(x_i) - m(x_i)} = Q \star R_{(\mu - m)(\mathbf{x})}$$

with

$$R_{\mathbf{v}} := \frac{1}{n} \sum_{i=1}^n \delta_{v_i}.$$

But

$$L(Q \star R_{(\mu - m)(\mathbf{x})}) \leq L(Q)$$

with equality if, and only if, $\mu - m$ is constant on $\{x_1, x_2, \dots, x_n\}$. This follows from a more general inequality which is somewhat reminiscent of Anderson's lemma (Anderson, 1955):

Theorem 3.5. *Let $Q \in \mathcal{Q}_o(d) \cap \mathcal{Q}^1(d)$ and $R \in \mathcal{Q}^1(d)$. Then $Q \star R \in \mathcal{Q}_o \cap \mathcal{Q}^1$ and*

$$L(Q \star R) \leq L(Q).$$

Equality holds if, and only if, $R = \delta_a$ for some $a \in \mathbb{R}^d$.

3.2. Consistency

In this subsection we consider a triangular scheme of independent observations (x_{ni}, Y_{ni}) , $1 \leq i \leq n$, with fixed design points $x_{ni} \in \mathcal{X}_n$ and

$$Y_{ni} = \mu_n(x_{ni}) + \epsilon_{ni},$$

where μ_n is an unknown regression function in \mathcal{M}_n and $\epsilon_{n1}, \epsilon_{n2}, \dots, \epsilon_{nn}$ are unobserved independent random errors with mean zero and unknown distribution $Q_n \in \mathcal{Q}_o(1) \cap \mathcal{Q}^1(1)$. Two basic assumptions are:

- (A.1) $\mathcal{M}_n(\mathbf{x}_n)$ is a closed subset of \mathbb{R}^n for every $n \in \mathbb{N}$;
- (A.2) $D_1(Q_n, Q) \rightarrow 0$ for some distribution $Q \in \mathcal{Q}_o(1) \cap \mathcal{Q}^1(1)$.

We write $(\hat{\psi}_n, \hat{\mu}_n)$ for a maximizer of $L(\phi, \hat{Q}_{n,m})$ over all pairs $(\phi, m) \in \Phi \times \mathcal{M}_n$ such that $\int e^{\phi(x)} dx = 1$ and $\int x e^{\phi(x)} dx = 0$, where $\hat{Q}_{n,m}$ stands for the empirical distribution of the residuals $Y_{ni} - m(x_{ni})$, $1 \leq i \leq n$. We also need to consider its expectation measure

$$Q_{n,m} := \mathbb{E} \hat{Q}_{n,m} = Q_n \star R_{(\mu_n - m)(\mathbf{x}_n)}.$$

Furthermore we write

$$\|\mathbf{v}\|_n := \frac{1}{n} \sum_{i=1}^n |v_i| \quad \text{for } \mathbf{v} = (v_i)_{i=1}^n \in \mathbb{R}^n.$$

It is also convenient to metrize weak convergence. In Theorem 3.6 below we utilize the bounded Lipschitz distance: For probability distributions Q, Q' on the real line let

$$D_{BL}(Q, Q') := \sup_{h \in \mathcal{H}_{BL}} \left| \int h d(Q - Q') \right|,$$

where \mathcal{H}_{BL} is the family of all functions $h : \mathbb{R} \rightarrow [-1, 1]$ such that $|h(x) - h(y)| \leq |x - y|$ for all $x, y \in \mathbb{R}$.

Theorem 3.6 (Consistency in regression). *Let Assumptions (A.1-2) be satisfied. Suppose further that*

(A.3) for arbitrary fixed $c > 0$,

$$\sup_{m \in \mathcal{M}_n : \|(m - \mu_n)(\mathbf{x}_n)\|_n \leq c} D_{BL}(\hat{Q}_{n,m}, Q_{n,m}) \rightarrow_p 0.$$

Then, with $f_n := \exp \circ \psi(\cdot | Q_n)$ and $\hat{f}_n := \exp \circ \hat{\psi}_n$, the maximum likelihood estimator $(\hat{f}_n, \hat{\mu}_n)$ of (f_n, μ_n) exists with asymptotic probability one and satisfies

$$\int |\hat{f}_n(x) - f_n(x)| dx \rightarrow_p 0, \quad \|(\hat{\mu}_n - \mu_n)(\mathbf{x}_n)\|_n \rightarrow_p 0.$$

We know already that Assumption (A.1) is satisfied for multiple linear regression and isotonic regression. Assumption (A.2) is a generalization of assuming a fixed error distribution for all sample sizes. The crucial point, of course, is Assumption (A.3). In our two examples it is satisfied under mild conditions:

Theorem 3.7 (Linear Regression). *Let \mathcal{M}_n be the family of all affine functions on $\mathcal{X}_n := \mathbb{R}^{q(n)}$. If Assumption (A.2) is satisfied, then (A.3) follows from*

$$\lim_{n \rightarrow \infty} \frac{q(n)}{n} = 0.$$

Theorem 3.8 (Isotonic Regression). *Let \mathcal{M}_n be the set of all non-decreasing functions on an interval $\mathcal{X}_n \subseteq \mathbb{R}$. If Assumption (A.2) holds true, then (A.3) follows from*

$$\|\mu_n(\mathbf{x}_n)\|_n = O(1).$$

3.3. Algorithms

Computing the maximum likelihood estimator $(\hat{\psi}, \hat{\mu})$ from Subsection 3.1 turns out to be a rather difficult problem, because the function $\hat{\Lambda}$ can have multiple local maxima (for an appropriate meaning of the word “local”). In what follows we propose three different algorithms, and give some numerical results in the next subsection.

An important step in all of these algorithms is the maximization of $\hat{\Lambda}(\phi, m)$ over $\phi \in \Phi$ for fixed $m \in \mathcal{M}$. This can be accomplished very efficiently by an active set algorithm, which is described in Dümbgen, Hüsler and Rufibach (2007) and implemented in the contributed package `logcondens` by Rufibach and Dümbgen (2009) in R (R Development Core Team, 2009).

An alternating algorithm Our first proposal is an algorithm that alternates between maximizing $\hat{\Lambda}(\phi, m)$ in ϕ and in m . The algorithm is initialized with some starting function $m^{(0)} \in \mathcal{M}$ that satisfies $\sum_{i=1}^n (Y_i - m^{(0)}(x_i)) = 0$. In our implementation, $m^{(0)}$ is the least squares estimate of the regression function, but one could also use $m^{(0)} \equiv \bar{Y}$. Compute then the log-concave density estimate $\phi^{(0)}$ for the residual vector $\mathbf{Y} - m^{(0)}(\mathbf{x})$ (see also Step C below). Then the following three steps are iterated for $k \geq 1$ until convergence:

(A) Determine

$$\tilde{m}^{(k)} \in \arg \max_{m \in \mathcal{M}} \hat{\Lambda}(\phi^{(k-1)}, m) = \arg \max_{m \in \mathcal{M}} \sum_{i=1}^n \phi^{(k-1)}(Y_i - m(x_i)).$$

(B) Shift the function $\tilde{m}^{(k)}$ so that the sum of the residuals is zero, i.e. set

$$m^{(k)}(x) := \tilde{m}^{(k)}(x) + c^{(k)} \quad \text{with} \quad c^{(k)} := \frac{1}{n} \sum_{i=1}^n (Y_i - \tilde{m}^{(k)}(x_i)).$$

(C) Determine

$$\phi^{(k)} := \arg \max_{\phi \in \Phi} \hat{\Lambda}(\phi, m^{(k)}).$$

The algorithm is terminated if either $\sum_{i=1}^n |m^{(k)}(x_i) - m^{(k-1)}(x_i)| < \eta$ or if the maximal number k_{\max} of iterations has been reached. Here $\eta > 0$ and $k_{\max} \in \mathbb{N}$ are constants that are specified in advance. We chose $\eta = 10^{-6}$ and $k_{\max} = 30$ in the examples below.

The maximization problem in Step C is solved by the active set algorithm mentioned above. The maximization in Step A is carried out in a problem-specific way, depending on the set \mathcal{M} .

In the case of linear regression it can be rephrased as maximization of the concave (non-smooth) function $\tilde{\theta} \mapsto \sum_{i=1}^n \phi(Y_i - (1, x_i^\top) \tilde{\theta})$ on \mathbb{R}^{q+1} . We use the general-purpose optimizer function `optim` in R that is based on the algorithm by [Nelder and Mead \(1965\)](#). Although a tailor-made optimizer may be more efficient, we found this function to be sufficiently fast and reliable for our investigations.

In the case of isotonic regression we employ a rather general form of the original pool adjacent violators algorithm by [Ayer et al. \(1955\)](#). Without loss of generality let $x_1 \leq x_2 \leq \dots \leq x_n$. This algorithm operates on partitions $\Pi = (\Pi_1, \Pi_2, \dots, \Pi_q)$ of the index set $\{1, 2, \dots, n\}$ into sets Π_a of consecutive integers such that $x_i < x_j$ whenever $i \in \Pi_a$, $j \in \Pi_b$ and $1 \leq a < b \leq q$. The number q of sets in Π is variable as well. The starting point is the finest partition with these properties. In case of distinct points x_i this is $\Pi = (\{1\}, \{2\}, \dots, \{n\})$ with $q = n$.

For a given partition Π , the current fit m is given by

$$m(x_i) := M(\Pi_a) := \arg \max_{t \in \mathbb{R}} \sum_{j \in \Pi_a} \phi(Y_j - t) \quad \text{for } i \in \Pi_a, a \in \{1, 2, \dots, q\}.$$

If $M(\Pi_a)$ is isotonic in $a \in \{1, 2, \dots, q\}$, the fit m is isotonic on the set of design points, and the algorithm terminates. Otherwise, let a be the smallest index in $\{2, \dots, q\}$ such that $M(\Pi_{a-1}) > M(\Pi_a)$. Then replace the two sets Π_{a-1} and Π_a with their union $\Pi_{a-1} \cup \Pi_a$ (“pool adjacent violators”). Thus the size q of Π decreases by one. After at most $n - 1$ repetitions of this step one has obtained an isotonic fit m . It can be shown that this is always a solution of the maximization problem in Step A.

In neither of the special cases is it currently clear under what conditions the alternating algorithm converges to an overall maximizer of $\hat{\Lambda}$. However, it is easily seen that every time the cycle (A)–(C) is completed, the likelihood is at least as large as before. For at the end of Step A we obviously have $\hat{\Lambda}(\phi^{(k-1)}, \tilde{m}^{(k)}) \geq \hat{\Lambda}(\phi^{(k-1)}, m^{(k-1)})$. While in Step B the likelihood typically decreases, we can be sure that after completion of Step C it is at least as high as after Step A, because

$$\hat{\Lambda}(\phi^{(k)}, m^{(k)}) \geq \hat{\Lambda}(\phi^{(k-1)}(\cdot + c^{(k)}), m^{(k)}) = \hat{\Lambda}(\phi^{(k-1)}, \tilde{m}^{(k)}).$$

Our experience with this algorithm shows that it typically converges rather quickly to some pair $(\hat{\psi}_{\text{alt}}, \hat{\mu}_{\text{alt}}) \in \Phi \times \mathcal{M}$. However, it happens rather frequently that this pair does not belong to $\arg \max_{(\phi, m)} \hat{\Lambda}(\phi, m)$, but is only a “biconditional” maximizer in the sense that $\hat{\psi}_{\text{alt}}$ maximizes $\hat{\Lambda}(\phi, \hat{\mu}_{\text{alt}})$ in ϕ and $\hat{\mu}_{\text{alt}}$ maximizes $\hat{\Lambda}(\hat{\psi}_{\text{alt}}, m)$ in m . See Figure 5 to observe how this behavior affects the performance of the “alternating estimator” in the simple linear regression example. More promising algorithms for the linear regression case are presented next. Note, however, that the alternating algorithm is currently the only feasible approximation of the MLE that we can offer for general regression problems, including isotonic regression.

Global maximization of the profile log-likelihood In the case of linear regression we rewrite $Y_i = c + m_\theta(x_i) + \epsilon_i$, where $m_\theta(x) := \theta^\top x$ for every $x \in \mathbb{R}^q$. Now a natural approach is maximization of the profile log-likelihood $\hat{\Lambda}(\theta) := \max_{\phi \in \Phi} \hat{\Lambda}(\phi, m_\theta)$. Unfortunately, it turns out that even in very simple situations this function may be multimodal.

Example 3.9. Let $q = 1$ and suppose that the following $n = 3$ data points (x_i, y_i) are given: $(0, 0)$, $(1, 0)$, $(1, 1)$. It is shown at the end of Section 4 that in this situation $\hat{\Lambda}(1/2) = 0$, but $\hat{\Lambda}(0) = \hat{\Lambda}(1) \geq 0.158 > 0$. Figure 3 gives the graph of $\hat{\Lambda}$ based on numerical computations.

Because of the multimodality of $\hat{\Lambda}(\theta)$ we resort to global optimization techniques. Although no generic global optimization algorithm can be guaranteed to detect a global maximum, we found that differential evolution (DE), introduced by [Storn and Price \(1995\)](#) is reasonably efficient and very reliable for our problem. See also [Price, Storn and Lampinen \(2005\)](#) for a more recent and very detailed account. The particular flavor of DE that we recommend corresponds essentially to the default method implemented in the R-package `DEoptim` by [Ardia and Mullen \(2010\)](#).

Start with an initial population $\theta_1^{(0)}, \theta_2^{(0)}, \dots, \theta_N^{(0)}$ of “test points” in the parameter space, which we regard as generation 0. In our simulation studies these points are picked independently from the uniform distribution on a rectangle $R \subset \mathbb{R}^q$ in which the true θ is suspected (e.g. in a reasonable neighborhood around the least squares estimate $\hat{\theta}_{\text{LSQ}}$). Alternatively, they may be obtained from a (typically larger) population $\tilde{\theta}_1, \tilde{\theta}_2, \dots, \tilde{\theta}_M$ by choosing the best N points in terms of the profile log-likelihood. A good choice for the larger population

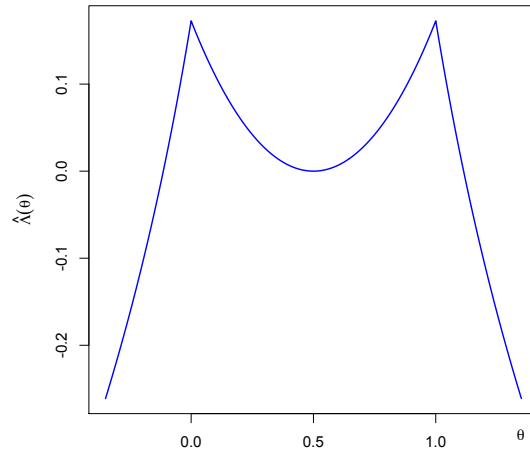


FIG 3. The profile log-likelihood function for Example 3.9.

are the preliminary least squares estimates based on half-sampling as described in the next paragraph on stochastic search.

From the initial population we let the test points evolve from generation k to generation $k + 1$ by means of mutation, recombination and selection until convergence. Denoting an arbitrary element of $\arg \max_{\theta \in \{\theta_1^{(k)}, \dots, \theta_N^{(k)}\}} \hat{\Lambda}(\theta)$ by $\theta_*^{(k)}$, these three steps are performed for each index i as follows.

- (I) (Mutation) Pick two distinct indices I and J uniformly at random from $\{1, 2, \dots, N\}$. Compute a *mutant* η_i of $\theta_i^{(k)}$ as

$$\eta_i = \theta_i^{(k)} + \tau(\theta_*^{(k)} - \theta_i^{(k)}) + \tau(\theta_I^{(k)} - \theta_J^{(k)}),$$

where $\tau > 0$ is a constant. This is where differential evolution obtains its name from: mutations are generated by adding scaled differences of points of the current generation to each point. The above formula corresponds to the so-called “local-to-best” variant of the algorithm.

- (II) (Recombination/Crossover) A so-called *trial point* $\zeta_i = (\zeta_{i1}, \dots, \zeta_{iq})^\top$ is obtained by picking K uniformly at random from $\{1, \dots, q\}$ and generating i.i.d. Bernoulli random variables I_1, \dots, I_q with expectation $C \in (0, 1]$. Then set

$$\zeta_{ij} := \begin{cases} \eta_{ij} & \text{if } I_j = 1 \text{ or } K = j, \\ \theta_{ij}^{(k)} & \text{otherwise.} \end{cases}$$

- (III) (Selection) Let

$$\theta_i^{(k+1)} := \begin{cases} \zeta_i & \text{if } \hat{\Lambda}(\zeta_i) > \hat{\Lambda}(\theta_i^{(k)}), \\ \theta_i^{(k)} & \text{otherwise.} \end{cases}$$

There are various termination criteria for this algorithm, the most reliable of which is eyeball inspection of the development of the population values $\theta_1^{(k)}, \dots, \theta_N^{(k)}$. In the numerical examples presented in the next subsection, we fix a maximal number of generations k_{\max} as roughly 1.5 times the maximal number of generations needed in a number of test runs.

The mutation scale factor τ was held fixed at 0.8, while the crossover rate C was set to 0.9, which are both typical choices for DE algorithms. For the population size N we chose $\max(50, 20q)$.

Although for multimodal objective functions there is always a (typically very small) chance that DE terminates in a local maximum that is not global, a number of reasons can be supplied to explain why DE works well in practice: As for the alternating algorithm, the best known value of the objective function is never discarded. Furthermore, in contrast to the alternating algorithm a reasonably complicated sketch of the objective function is obtained by evaluating it at many points that become increasingly “interesting” as the algorithm proceeds. This is achieved by keeping only the best points in terms of the profile log-likelihood, while the differential mutation step sees to it that new trial points are supplied that lie at about the right distance from the existing points (this addresses a potential step size problem).

Stochastic search based on profile log-likelihood Consider again the linear regression model with observations $Y_i = c + m_\theta(x_i) + \epsilon_i$. Our final approach leads to an approximation of the log-concave MLE $(\hat{\psi}, \hat{\theta})$ based on a stochastic search in the spirit of [Beran and Millar \(1987\)](#). The basic idea is to compute preliminary least squares estimates $\hat{\theta}^{(0)}, \hat{\theta}^{(1)}, \dots, \hat{\theta}^{(B)}$ for some $B \in \mathbb{N}$, where $\hat{\theta}^{(0)}$ is based on the whole data set $\{(x_i, Y_i) : 1 \leq i \leq n\}$, and $\hat{\theta}^{(k)}$ with $k = 1, \dots, B$ are based on independent subsets of size $\lfloor \alpha n \rfloor$, $\alpha \in (0, 1)$, picked uniformly at random. Then the corresponding stochastic search estimate for θ is given as $\hat{\theta}_{\text{STS}} := \hat{\theta}_{\text{STS}}^{(B)} := \arg \max_{0 \leq k \leq B} \hat{\Lambda}(\hat{\theta}^{(k)})$. The default choice of $\alpha = 1/2$ (leading to “half-sampling”) works usually very well. In certain situations it may be advantageous to choose α somewhat larger or even to pick general exchangeably weighted bootstrap samples of the data.

This is clearly the simplest of the three procedures from an algorithmic point of view. It searches for maximizers of $\hat{\Lambda}(\theta)$ in a $O(n^{-1/2})$ -neighborhood of the least squares estimate $\hat{\theta}_{\text{LSQ}}$, which can be understood as another way of addressing the step size problem. Further details and a theoretical investigation of this method will be provided elsewhere.

3.4. Numerical examples with simulated data

We have conducted several simulation experiments with the algorithms proposed above. They suggest that the maximum likelihood method proposed in Subsection 3.1 provides a rather accurate estimate $\exp \circ \hat{\psi}$ of the true error density even if n is only moderately large. Also, at least for various skewed error

distributions, we obtain a better estimate $\hat{\mu}$ of the regression function than with the least squares method.

We present three different settings: two for linear regression in one and ten dimensions, and one for isotonic regression. We always use a centered gamma error distribution, with density

$$f(t) = \text{const} (t + \sqrt{r}\sigma)^{r-1} e^{-(\sqrt{r}t/\sigma+r)} \mathbf{1}_{\{t \geq -\sqrt{r}\sigma\}}, \quad (5)$$

where σ denotes the standard deviation and r the usual shape parameter of the gamma distribution. For the latter we consider the values $r = 1, 3$. The simulations show that the proposed MLE $\hat{\mu}$ can in fact be substantially better than the least squares estimator, and illustrate various differences between the three algorithms.

Simulated data for simple linear regression with centered gamma errors We consider simulations from the simple linear regression model

$$Y_i = c + \theta X_i + \epsilon_i, \quad 1 \leq i \leq n,$$

where X_i are i.i.d. design points from the $\text{Unif}[0, 3]$ distribution and (ϵ_i) is an independent sequence of i.i.d. errors with density (5). Furthermore $n = 100$, $\sigma = 1$, and $r \in \{1, 3\}$. The distribution of $(\hat{f}, \hat{\theta} - \theta)$ does not depend on c or θ .

Figure 4 shows typical realizations for $r = 1, 3$ when $\theta = 2$, each with the corresponding least squares estimate of the regression line (faint red) and the maximum likelihood estimate of the regression line and the error density (dark blue). Note that the slope and error density are estimated quite accurately by maximum likelihood in both realizations.

Figure 5 compares the ecdfs of the estimates for the slope $\theta = 2$ obtained by the various algorithms in 1000 simulations of the above model and Table 1 gives estimates of certain distributional characteristics. The estimates obtained by differential evolution (thick blue line with dashed core) were verified by evaluating the profile log-likelihood on a very fine grid and then maximizing it in neighborhoods of the detected modes. We therefore refer to these estimates by $\hat{\theta}_{ML}$ or simply $\hat{\theta}$. In the present example they are clearly superior to the least squares estimates. The approximation from stochastic search (green line with dotted core, plots based on 20 half-samples) becomes almost indistinguishable from the true maximum likelihood ecdf for as few as 100 half-samples. The shortcoming of the alternating algorithm in finding the true likelihood maximizers is clearly visible, although its estimates are still a substantial improvement compared to the performance of the least squares estimator.

Simulated data for multiple linear regression with centered exponential errors Consider simulations from the linear regression model

$$Y_i = c + \theta^\top X_i + \epsilon_i, \quad 1 \leq i \leq n,$$

where X_i are i.i.d. design points from the $\text{Unif}([0, 3]^{10})$ distribution and (ϵ_i) is an independent sequence of i.i.d. errors with centered standard exponential

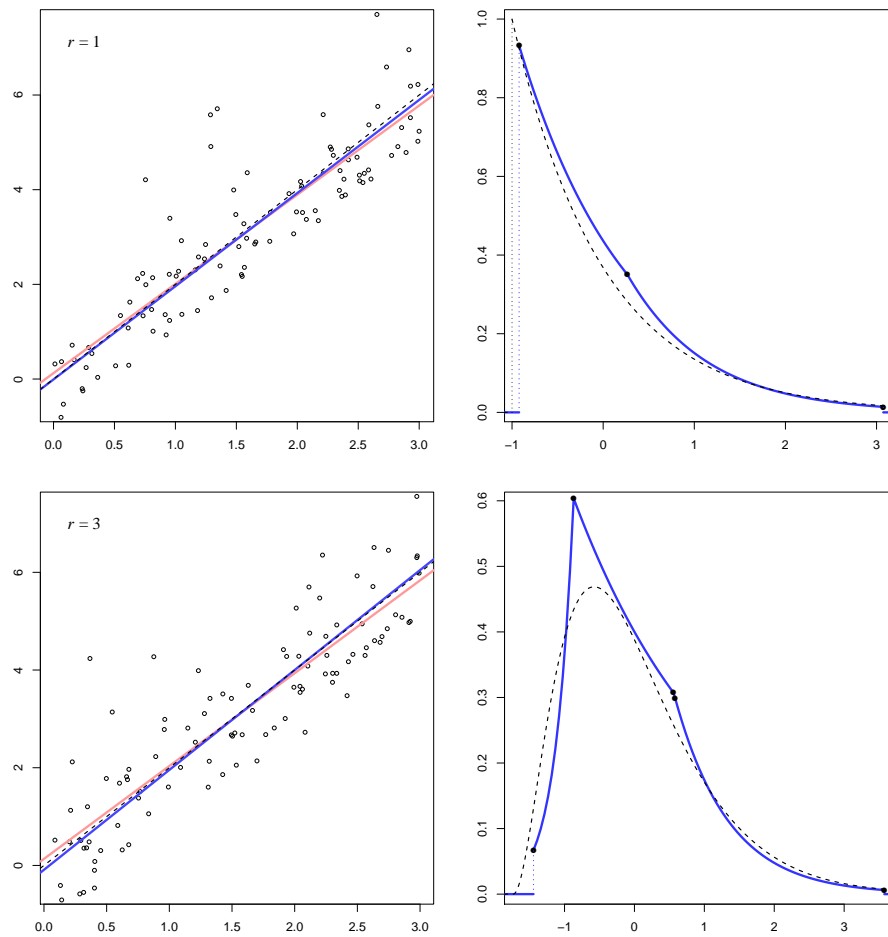


FIG 4. Regression lines (left panels) and error densities (right panels) for simple linear regression with centered gamma distributed errors with shape parameter $r = 1$ (above) and $r = 3$ (below). Black dashed: true underlying curves; thick faint red: estimate obtained by least squares; thick dark blue: maximum likelihood estimates obtained by differential evolution.

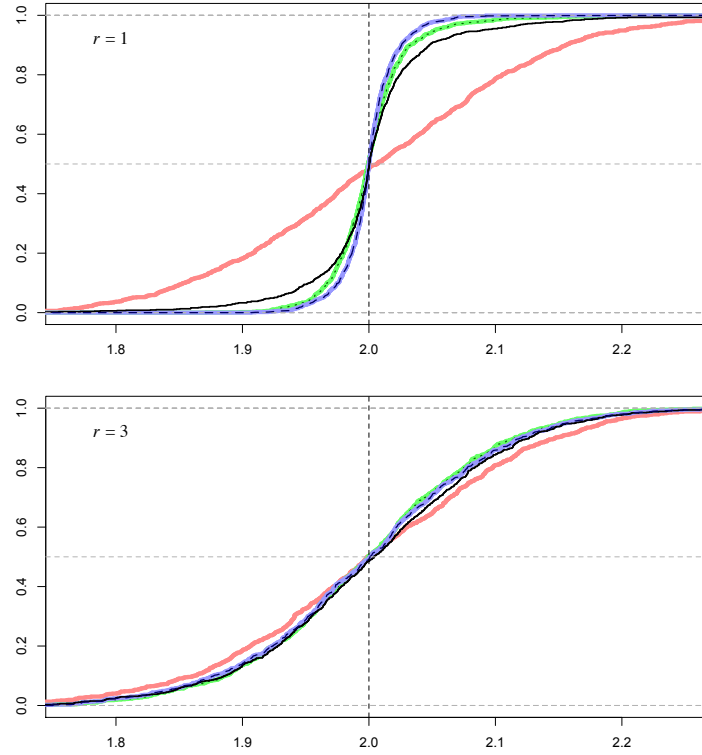


FIG 5. Empirical cumulative distribution functions (ecdfs) of the computed estimators of the slope $\theta = 2$ in the simple linear regression model based on 1000 simulations with centered gamma distributed errors with shape parameter $r = 1$ and $r = 3$. Thick faint red: least squares estimator $\hat{\theta}_{LSQ}$; thick blue (dashed core): exact maximum likelihood estimator $\hat{\theta} = \hat{\theta}_{ML}$ obtained by differential evolution; thick green (dotted core): estimator $\hat{\theta}_{STS}$ obtained by stochastic search based on 20 half-samples; thinner black: “approximation” $\hat{\theta}_{alt}$ of maximum likelihood estimator obtained by the alternating algorithm.

$r = 1$	$\hat{\theta}_{ML}$	$\hat{\theta}_{STS}$	$\hat{\theta}_{alt}$	$\hat{\theta}_{LSQ}$
mean	2.0003	2.0012	2.0026	2.0079
RMSE	0.0228	0.0330	0.0566	0.1176
$q_{0.025}$	1.9485	1.9414	1.8882	1.7828
$q_{0.975}$	2.0476	2.0763	2.1358	2.2445
$r = 3$	$\hat{\theta}_{ML}$	$\hat{\theta}_{STS}$	$\hat{\theta}_{alt}$	$\hat{\theta}_{LSQ}$
mean	1.9999	1.9993	2.0042	2.0021
RMSE	0.0950	0.0913	0.0969	0.1134
$q_{0.025}$	1.8022	1.8146	1.8004	1.7707
$q_{0.975}$	2.1879	2.1834	2.1911	2.2135

TABLE 1

Estimated characteristics for the four estimators in the simple linear regression examples (stochastic search based on 20 half-samples). RMSE denotes the root mean squared error, q_α the α -quantile of the estimator.

distribution (Equation (5) for $r = 1$ and $\sigma = 1$). Furthermore $n = 100$. Again the distribution of $(\hat{f}, \hat{\theta} - \theta)$ does not depend on c or θ .

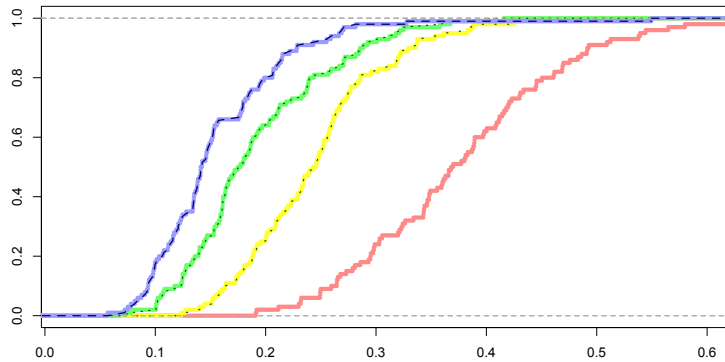


FIG 6. Empirical cumulative distribution functions (ecdfs) of the Euclidean distances between the computed estimators and the true θ in the multiple linear regression model based on 1000 simulations with centered exponentially distributed errors. Thick faint red: least squares estimator $\hat{\theta}_{LSQ}$; thick blue (dashed core): maximum likelihood estimator $\hat{\theta} = \hat{\theta}_{ML}$ obtained by differential evolution; thick green (densely dotted core): estimator $\hat{\theta}_{STS}$ obtained by stochastic search based on 200,000 half-samples; thick yellow (loosely dotted core): estimator $\hat{\theta}_{STS}$ obtained by stochastic search based on 2000 half-samples.

Figure 6 compares the ecdfs of the Euclidean distances between the estimates obtained by the various algorithms and the true θ in 1000 simulations of the above model. Table 2 gives estimates of certain distributional characteristics of these distances. This time, verification of the DE estimates by brute force is not realistic due to the high dimensionality. However, various diagnostics for individual runs of the algorithm did not reveal any problems and it seems highly likely that differential evolution detects the true likelihood maximizer most of

the time. As in the one-dimensional example this estimator performs best. The stochastic search estimator does well, but needs a very large number of half-samples to come close to the performance of the MLE. In fact, in 10 dimensions stochastic search has lost its computational advantage over DE. The average running time of differential evolution to reach the appointed safety limit of 1200 generations was about 20 minutes per data set. It should be noted however that stochastic search may be considered as an estimator in its own right for a smaller number of half-samples.

Euclid.	$\hat{\theta}_{\text{ML}}$	$\hat{\theta}_{\text{STS}}^{(200,000)}$	$\hat{\theta}_{\text{STS}}^{(2000)}$	$\hat{\theta}_{\text{LSQ}}$
mean	0.1568	0.1916	0.2453	0.3771
sd	0.0665	0.0676	0.0662	0.0949
skew	2.3586	0.8414	0.7538	0.4453
$q_{0.95}$	0.2666	0.3182	0.3627	0.5395
Max.	$\hat{\theta}_{\text{ML}}$	$\hat{\theta}_{\text{STS}}^{(200,000)}$	$\hat{\theta}_{\text{STS}}^{(2000)}$	$\hat{\theta}_{\text{LSQ}}$
mean	0.0955	0.1131	0.1472	0.2312
sd	0.0450	0.0405	0.0468	0.0649
skew	2.6972	0.7853	0.6295	0.3290
$q_{0.95}$	0.1631	0.1794	0.2225	0.3486

TABLE 2

Estimated characteristics for the three estimators in the multiple linear regression example (stochastic search for 2000 and 200,000 half-samples). The first table gives characteristics for the Euclidean distance to the true θ , the second table for the maximum distance to the true θ . Skew denotes the skewness of the estimator.

Simulated data for isotonic regression with centered gamma errors

Consider simulations from the isotonic regression model

$$Y_i = \mu(X_i) + \epsilon_i, \quad 1 \leq i \leq n,$$

where X_i are i.i.d. design points from the $\text{Unif}[0, 3]$ distribution, $\mu(x) = \lfloor x+0.5 \rfloor$, and (ϵ_i) is an independent sequence of i.i.d. errors with density (5). Furthermore $n = 300$, $\sigma = 1/2$, and $r \in \{1, 3\}$.

Figure 7 shows typical realizations for $r = 1, 3$, each with the corresponding least squares estimate $\hat{\mu}_{\text{LSQ}}$ of the regression line (faint red) and the estimates $\hat{\mu}_{\text{alt}}$ and $\exp \circ \hat{\psi}_{\text{alt}}$ obtained by the alternating algorithm for the regression line and the error density, respectively (dark blue). We can see that the global structure in the function μ is detected better by $\hat{\mu}_{\text{alt}}$ than by $\hat{\mu}_{\text{LSQ}}$ and that the estimated error density is quite accurate.

Table 3 gives estimates of certain distributional characteristics of the mean absolute deviation $\|\hat{\mu}(\mathbf{x}) - \mu(\mathbf{x})\|_{1,n} = n^{-1} \sum_{i=1}^n |\hat{\mu}(x_i) - \mu(x_i)|$ and the root mean squared deviation $\|\hat{\mu}(\mathbf{x}) - \mu(\mathbf{x})\|_{2,n} = (n^{-1} \sum_{i=1}^n (\hat{\mu}(x_i) - \mu(x_i))^2)^{1/2}$ of the estimators $\hat{\mu}_{\text{alt}}(\mathbf{x})$ and $\hat{\mu}_{\text{LSQ}}(\mathbf{x})$ from the true values $\mu(\mathbf{x})$ based on 1000 simulations of the above models. Again the algorithmic estimator performs better than the least squares estimator, especially if $r = 1$. It should be noted that

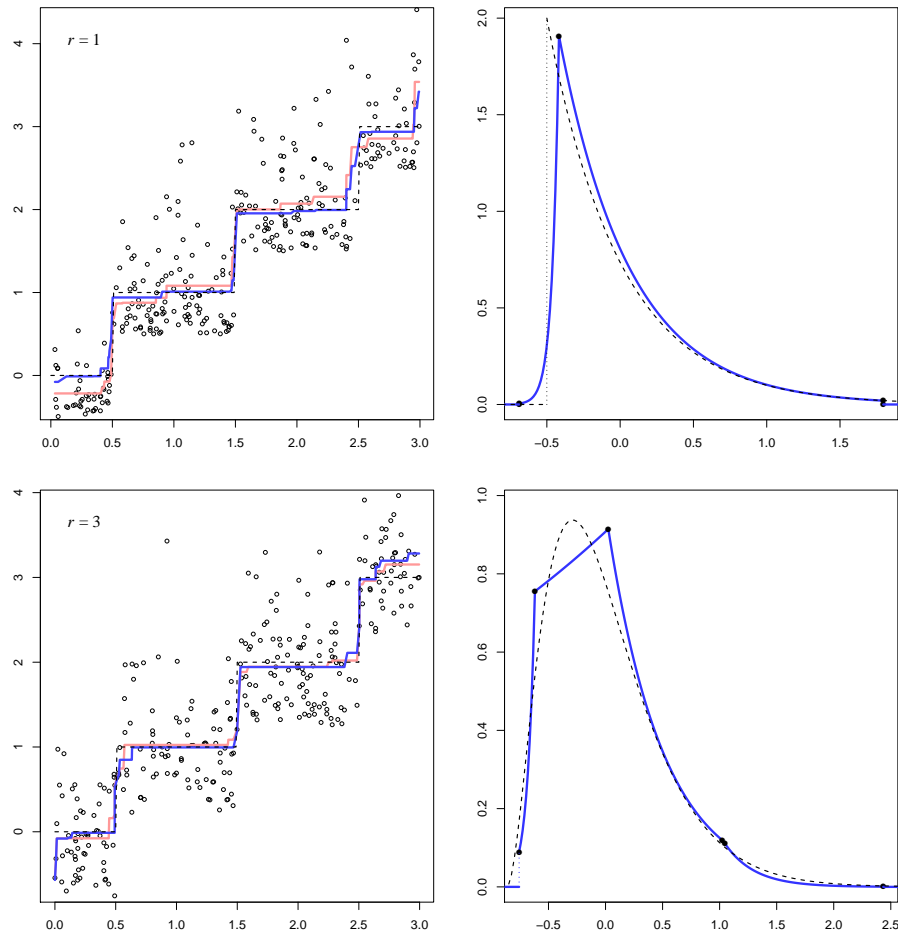


FIG 7. Regression lines (left panel) and error densities (right panel) for isotonic regression with centered gamma distributed errors with shape parameters $r = 1$ and $r = 3$. Black dashed: true underlying curves; thick faint red: estimate obtained by least squares; thick dark blue: estimates obtained by the alternating algorithm.

it is not to be expected that the algorithmic estimator realizes the true likelihood maximum in general; compare the results for the simple linear regression example.

$r = 1$	$\ \hat{\mu}_{\text{alt}}(\mathbf{x}) - \mu(\mathbf{x})\ _{1,n}$	$\ \hat{\mu}_{\text{LSQ}}(\mathbf{x}) - \mu(\mathbf{x})\ _{1,n}$	$\ \hat{\mu}_{\text{alt}}(\mathbf{x}) - \mu(\mathbf{x})\ _{2,n}$	$\ \hat{\mu}_{\text{LSQ}}(\mathbf{x}) - \mu(\mathbf{x})\ _{2,n}$
mean	0.04713	0.08187	0.09146	0.12007
sd	0.01707	0.01860	0.02714	0.02472
$q_{0.8}$	0.06162	0.09748	0.11155	0.13958
$q_{0.95}$	0.07867	0.11367	0.13691	0.16248
$r = 3$	$\ \hat{\mu}_{\text{alt}}(\mathbf{x}) - \mu(\mathbf{x})\ _{1,n}$	$\ \hat{\mu}_{\text{LSQ}}(\mathbf{x}) - \mu(\mathbf{x})\ _{1,n}$	$\ \hat{\mu}_{\text{alt}}(\mathbf{x}) - \mu(\mathbf{x})\ _{2,n}$	$\ \hat{\mu}_{\text{LSQ}}(\mathbf{x}) - \mu(\mathbf{x})\ _{2,n}$
mean	0.07635	0.08154	0.11900	0.12034
sd	0.01849	0.01890	0.02560	0.02341
$q_{0.8}$	0.09221	0.09841	0.13935	0.14129
$q_{0.95}$	0.10881	0.11152	0.16352	0.15721

TABLE 3

Estimated characteristics for the mean absolute deviation and root mean squared deviation from the true values $\mu(\mathbf{x})$ in the isotonic regression example.

3.5. A real data example

A familiar task in econometrics is to model expenditure (Y) of households as a function of their income (X). Not only the mean curve (Engel curve) but also quantile curves play an important role. A related application are growth charts in which, for instance, X is the age of a newborn or infant and Y is its height or weight.

We applied our methods to a survey of $n = 7'125$ households in the United Kingdom in 1973 (data by courtesy of W. Härdle, HU Berlin). The two variables we considered were annual income (X_{raw}) and annual expenditure for food (Y_{raw}). Figure 8 shows scatter plots of the raw and log-transformed data. To enhance visibility we only show a random subsample of size $n' = 1'000$. In addition, isotonic quantile curves $x \mapsto \hat{q}_\beta(x)$ are added for $\beta = 0.1, 0.25, 0.5, 0.75, 0.9$ (based on all observations). That means, \hat{q}_β minimizes

$$\sum_{i=1}^n ((1 - \beta)(q(X_i) - Y_i)^+ + \beta(q(X_i) - Y_i)^-)$$

over all isotonic functions q on the real line. These pictures show clearly that the raw data are heteroscedastic, whereas for the log-transformed data, $(X_i, Y_i) = (\log_{10} X_{\text{raw},i}, \log_{10} Y_{\text{raw},i})$, an additive model seems appropriate.

Interestingly, neither linear nor quadratic nor cubic regression yield convincing fits to these data. Polynomial regression of degree four or cubic splines with knot points at, say, 4.1, 4.3, 4.5, 4.7, 4.9 seems to fit the data quite well. Moreover, we performed an exact Monte Carlo goodness of fit test, assuming the regression function to be a cubic spline and based on a Kolmogorov-Smirnov test statistic applied to studentized residuals. This showed the regression errors

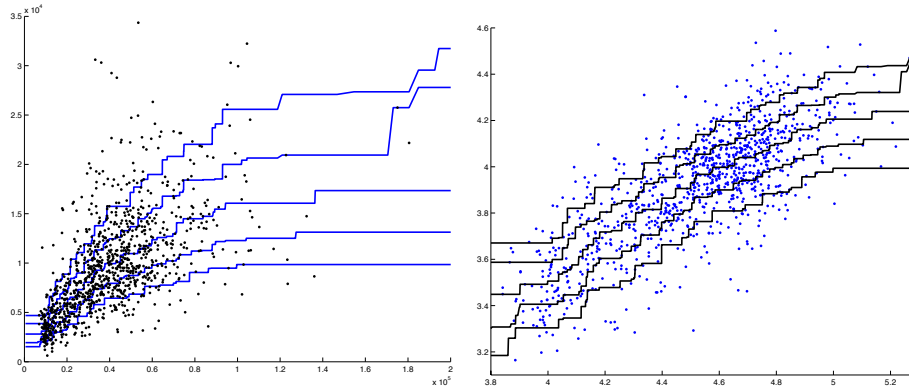


FIG 8. UK household data, raw (left) and log-transformed (right), with isotonic quantile curves.

ϵ_i to be definitely non-Gaussian, even when using additional knots to reduce misspecification bias.

Figure 9 shows the data and estimated β -quantile curves for $\beta = 0.1, 0.25, 0.5, 0.75, 0.9$, based on our additive regression model. Note that the estimated β -quantile curve is simply the estimated mean curve plus the β -quantile of the estimated error distribution. On the left hand side, we only assumed μ to be non-decreasing and estimated the mean curve via the alternating algorithm. On the right hand side we fitted the aforementioned spline model via stochastic search with $B = 500$ random subsamples. In both cases the fitted quantile curves are similar to the quantile curves in Figure 8 but with fewer irregularities such as big jumps which may be artifacts due to sampling error.

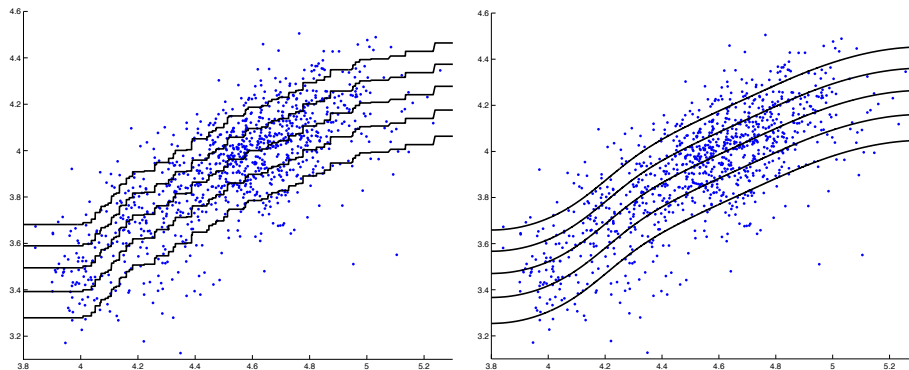


FIG 9. Log-transformed UK household data with isotonic fits (left) and spline fits (right) from our additive model.

3.6. An application to change-point models

Suppose that $Y_{n1}, Y_{n2}, \dots, Y_{nn}$ are stochastically independent random vectors in \mathbb{R}^d , where

$$Y_{ni} \sim \begin{cases} Q_0 & \text{if } i/n \leq \tau \\ Q_1 & \text{if } i/n > \tau \end{cases}$$

with two different unknown distributions Q_0, Q_1 having concave log-densities ψ_0, ψ_1 and an unknown changepoint $\tau \in (0, 1)$. Let us assume that $\tau \in [\epsilon, 1 - \epsilon]$ for a given small number $\epsilon \in (0, 1/2)$. One can estimate (τ, ψ_0, ψ_1) consistently by maximizing

$$\begin{aligned} \hat{K}_n(t, \phi_0, \phi_1) &:= \frac{1}{n} \sum_{i=1}^{nt} \left(\phi_0(Y_{ni}) - \int e^{\phi_0(y)} dy + 1 \right) \\ &\quad + \frac{1}{n} \sum_{i=nt+1}^n \left(\phi_1(Y_{ni}) - \int e^{\phi_1(y)} dy + 1 \right) \end{aligned}$$

over all triplets $(t, \phi_0, \phi_1) \in (\mathcal{T}_n \cap [\epsilon, 1 - \epsilon]) \times \Phi \times \Phi$, where \mathcal{T}_n consists of $1/n, 2/n, \dots, 1$.

The computation of this estimator $(\hat{\tau}_n, \hat{\psi}_{n,0}, \hat{\psi}_{n,1})$ is straightforward: Note that

$$\hat{K}_n(t, \phi_0, \phi_1) = tL(\phi_0, \hat{Q}_{n,0,t}) + (1-t)L(\phi_1, \hat{Q}_{n,1,t})$$

with

$$\hat{Q}_{n,0,t} := \frac{1}{nt} \sum_{i=1}^{nt} \delta_{Y_{ni}} \quad \text{and} \quad \hat{Q}_{n,1,t} := \frac{1}{n(1-t)} \sum_{i=nt+1}^n \delta_{Y_{ni}}.$$

Thus for each $t \in \mathcal{T}_n \cap [\epsilon, 1 - \epsilon]$ one has to compute the two maximum likelihood estimators $\psi(\cdot | \hat{Q}_{n,0,t})$ and $\psi(\cdot | \hat{Q}_{n,1,t})$ and then determine

$$\begin{aligned} \hat{\tau}_n &:= \arg \max_{t \in \mathcal{T}_n \cap [\epsilon, 1 - \epsilon]} \left(tL(\hat{Q}_{n,0,t}) + (1-t)L(\hat{Q}_{n,1,t}) \right), \\ \hat{\psi}_{n,0} &:= \psi(\cdot | \hat{Q}_{n,0,\hat{\tau}_n}), \\ \hat{\psi}_{n,1} &:= \psi(\cdot | \hat{Q}_{n,0,\hat{\tau}_n}). \end{aligned}$$

Note that the estimator $\hat{\tau}_n$ should be treated only as a preliminary estimator and a tool to estimate ψ_0 and ψ_1 . As explained by [Siegmund \(1988\)](#), knowing ψ_0, ψ_1 at least approximately enables one to compute more efficient estimators and confidence sets for τ .

Let us just sketch the proof of consistency: One can show that for $j = 0, 1$,

$$\sup_{t \in \mathcal{T}_n \cap [\epsilon, 1 - \epsilon]} D_1(\hat{Q}_{n,j,t}, Q_{j,t}) \rightarrow_p 0,$$

where

$$\begin{aligned} Q_{0,t} &:= \lim_{n \rightarrow \infty} \mathbb{E} \hat{Q}_{n,0,t} = \frac{\min(t, \tau)}{t} Q_0 + \frac{t - \min(t, \tau)}{t} Q_1, \\ Q_{1,t} &:= \lim_{n \rightarrow \infty} \mathbb{E} \hat{Q}_{n,1,t} = \frac{\max(t, \tau) - t}{1 - t} Q_0 + \frac{1 - \max(t, \tau)}{1 - t} Q_1. \end{aligned}$$

This entails that

$$\hat{K}_n(t) := \sup_{\phi_0, \phi_1 \in \Phi} \hat{K}_n(t, \phi_0, \phi_1) = tL(\hat{Q}_{n,0,t}) + (1-t)L(\hat{Q}_{n,1,t})$$

satisfies

$$\sup_{t \in \mathcal{T}_n \cap [\epsilon, 1-\epsilon]} |\hat{K}_n(t) - K(t)| \rightarrow_p 0$$

with

$$K(t) := tL(Q_{0,t}) + (1-t)L(Q_{1,t}).$$

Now consistency of the maximizer $\hat{\tau}_n$ of $\hat{K}_n(t)$ over $\mathcal{T}_n \cap [\epsilon, 1-\epsilon]$ follows from the fact that $t \mapsto K(t)$ is a continuous function on $[\epsilon, 1-\epsilon]$ with unique maximizer at $t = \tau$. Continuity follows easily from Theorem 2.15. The statement about the maximizer can be deduced from Remark 2.5 as follows: For any $t \in (0, 1)$,

$$\begin{aligned} K(t) &= tL(Q_{0,t}) + (1-t)L(Q_{1,t}) \\ &= tL\left(\frac{\min(t, \tau)}{t} Q_0 + \frac{t - \min(t, \tau)}{t} Q_1\right) \\ &\quad + (1-t)L\left(\frac{\max(t, \tau) - t}{1 - t} Q_0 + \frac{1 - \max(t, \tau)}{1 - t} Q_1\right) \\ &\leq \min(t, \tau)L(Q_0) + (t - \min(t, \tau))L(Q_1) \\ &\quad + (\max(t, \tau) - t)L(Q_0) + (1 - \max(t, \tau))L(Q_1) \\ &= \tau L(Q_0) + (1 - \tau)L(Q_1) \\ &= K(\tau). \end{aligned}$$

Equality holds if, and only if, $t = \tau$, because $\psi_0 = \psi(\cdot | Q_0)$ and $\psi_1 = \psi(\cdot | Q_1)$ are different.

For $j = 0, 1$, the estimator $\hat{\psi}_{n,j} = \psi(\cdot | \hat{Q}_{n,j, \hat{\tau}_n})$ of ψ_j is consistent, too, because

$$D_1(\hat{Q}_{n,j, \hat{\tau}_n}, Q_j) = D_1(Q_{j, \hat{\tau}_n}, Q_j) + o_p(1) \rightarrow_p 0.$$

4. Proofs

4.1. Proofs for Section 2

Proof of Lemma 2.1. It is well-known that

$$\begin{aligned} \text{supp}(Q) &:= \{x \in \mathbb{R}^d : Q(U) > 0 \text{ for all open } U \subseteq \mathbb{R}^d \text{ containing } x\} \\ &= \bigcap \{S : S \subseteq \mathbb{R}^d \text{ closed}, Q(S) = 1\} \end{aligned}$$

is itself a closed set with $Q(\text{supp}(Q)) = 1$. The set $\text{csupp}(Q)$, being the intersection of all closed and convex sets $C \subseteq \mathbb{R}^d$ with $Q(C) = 1$, is certainly closed and convex, too, and contains $\text{supp}(Q)$. Thus $Q(\text{csupp}(Q)) = 1$. The equivalence of statements (a) to (c) can be seen as follows.

(a) \implies (b): Since hyperplanes are closed and convex sets, $Q(H) = 1$ for some hyperplane H implies that $\text{csupp}(Q) \subseteq H$ and consequently that $\text{interior}(\text{csupp}(Q)) = \emptyset$.

(b) \implies (c): $Q(H) < 1$ for any hyperplane $H \subset \mathbb{R}^d$ implies that $\text{supp}(Q)$ cannot be contained in a hyperplane. Therefore $\text{supp}(Q)$ contains $d + 1$ points x_0, x_1, \dots, x_d such that the simplex $\Delta := \text{conv}(x_0, x_1, \dots, x_d)$ has non-empty interior, where $\text{conv}(\cdot)$ stands for convex hulls. Fix $z \in \text{interior}(\Delta)$ and $\alpha \in (0, 1/2)$. Writing $\tilde{x}_i := (1 - \alpha)x_i + \alpha z$, we define the contracted simplex

$$\tilde{\Delta} = \tilde{\Delta}(z, \alpha) := \text{conv}(\tilde{x}_0, \tilde{x}_1, \dots, \tilde{x}_d)$$

which still has non-empty interior and hence positive Lebesgue measure. Defining the i -th corner simplex of $\tilde{\Delta}$ as

$$\Delta_i := \{2\tilde{x}_i - x : x \in \tilde{\Delta}\},$$

it is easily seen that

$$2\tilde{x}_i - x_i = \frac{1 - 2\alpha}{1 - \alpha} \tilde{x}_i + \frac{\alpha}{1 - \alpha} z \in \text{interior}(\tilde{\Delta})$$

and hence $x_i \in \text{interior}(\Delta_i)$. Consequently, since all x_i belong to $\text{supp}(Q)$, the number $\eta := \min_{0 \leq i \leq d} Q(\Delta_i)$ is strictly positive. Any convex closed set C with $Q(C) > 1 - \eta$ must satisfy $C \cap \Delta_i \neq \emptyset$ for every i . Therefore it contains a simplex $\Delta^* := \text{conv}(x_0^*, x_1^*, \dots, x_d^*)$ with $x_i^* \in \Delta_i$. As shown by (Schuhmacher, Hüsler and Dümbgen, 2009, proof of Lemma 4.1), this simplex Δ^* must contain $\tilde{\Delta}$. Hence $\text{Leb}(C) \geq \text{Leb}(\Delta^*) \geq \text{Leb}(\tilde{\Delta}) > 0$. In total, we obtain that any convex closed set C with $\text{Leb}(C) < \text{Leb}(\tilde{\Delta})$ satisfies $Q(C) \leq 1 - \eta$, which yields statement (c).

(c) \implies (a): Statement (c) implies that $\text{Leb}(\text{csupp}(Q)) > 0$. But the set $\text{csupp}(Q)$ is convex, so that its boundary has Lebesgue measure zero (Lang, 1986). Therefore $\text{interior}(\text{csupp}(Q)) \neq \emptyset$. \square

For the proof of Theorem 2.2 we need an elementary bound for the Lebesgue measure of level sets of log-concave distributions.

Lemma 4.1. *Let $\phi \in \Phi$ be such that $\int e^{\phi(x)} dx = 1$. For real t define the level set $D_t := \{x \in \mathbb{R}^d : \phi(x) \geq t\}$. Then for $r < M \leq \max_{x \in \mathbb{R}^d} \phi(x)$,*

$$\text{Leb}(D_r) \leq (M - r)^d e^{-M} \int_0^{M-r} t^d e^{-t} dt.$$

Proof of Lemma 4.1. Concavity of ϕ entails that for $s \in [r, M]$,

$$\text{Leb}(D_s) \geq \left(\frac{M - s}{M - r}\right)^d \text{Leb}(D_r).$$

Thus by Fubini's theorem,

$$\begin{aligned}
1 &\geq \int_{D_r} (e^{\phi(x)} - e^r) dx &\geq \int_{D_r} \int_r^M 1\{\phi(x) \geq s\} e^s ds dx \\
& &= \int_r^M e^s \text{Leb}(D_s) ds \\
& &\geq \text{Leb}(D_r) \int_r^M \left(\frac{M-s}{M-r}\right)^d e^{M-(M-s)} ds \\
& &= \text{Leb}(D_r) \frac{e^M}{(M-r)^d} \int_0^{M-r} t^d e^{-t} dt. \quad \square
\end{aligned}$$

Another key ingredient for the proofs of Theorems 2.2 and 2.15 is a lemma on pointwise limits of sequences in Φ :

Lemma 4.2. *Let $\bar{\phi}$ and $\phi_1, \phi_2, \phi_3, \dots$ be functions in Φ such that $\phi_n \leq \bar{\phi}$ for all $n \in \mathbb{N}$. Further suppose that the set*

$$C := \left\{ x \in \mathbb{R}^d : \liminf_{n \rightarrow \infty} \phi_n(x) > -\infty \right\}$$

is non-empty. Then there exist a subsequence $(\phi_{n(k)})_k$ of $(\phi_n)_n$ and a function $\phi \in \Phi$ such that $C \subseteq \text{dom}(\phi) = \{\phi > -\infty\}$ and

$$\begin{aligned}
\lim_{k \rightarrow \infty, x \rightarrow y} \phi_{n(k)}(x) &= \phi(y) \quad \text{for all } y \in \text{interior}(\text{dom}(\phi)), \\
\limsup_{k \rightarrow \infty, x \rightarrow y} \phi_{n(k)}(x) &\leq \phi(y) \leq \bar{\phi}(y) \quad \text{for all } y \in \mathbb{R}^d.
\end{aligned}$$

Proof of Lemma 4.2. For any function $h : \mathbb{R}^d \rightarrow [-\infty, \infty)$ we define its subgraph to be the set

$$\text{sgraph}(h) := \{(x, t) \in \mathbb{R}^d \times \mathbb{R} : t \leq h(x)\} \subset \mathbb{R}^d \times \mathbb{R}.$$

Identifying $\mathbb{R}^d \times \mathbb{R}$ with \mathbb{R}^{d+1} , equipped with its standard inner product and the corresponding Euclidean norm, the function h is concave and upper semicontinuous if, and only if, $\text{sgraph}(h)$ is a closed, convex subset of $\mathbb{R}^d \times \mathbb{R}$.

Now we consider the distance functions

$$G_n(x, t) := \text{dist}((x, t), \text{sgraph}(\phi_n)) = \min_{(y, u) \in \text{sgraph}(\phi_n)} \|(x, t) - (y, u)\|.$$

By our assumption that C is non-empty, we may assume that all sets $\text{dom}(\phi_n)$ contain a fixed point $(x_o, t_o) \in C \times \mathbb{R}$. Thus all functions G_n are real-valued, Lipschitz-continuous with constant one and $G_n(x_o, t_o) = 0$. It follows from Lemma 4.3 below that there exists a subsequence $(G_{n(k)})_k$ of $(G_n)_n$ converging pointwise to the function $G = \text{dist}(\cdot, S)$ for some closed subset S of $\mathbb{R}^d \times \mathbb{R}$. Elementary considerations reveal that the set S is itself the subgraph of a concave, upper semicontinuous function $\phi : \mathbb{R}^d \rightarrow [-\infty, \infty)$, namely,

$$\phi(x) := \sup\{t \in \mathbb{R} : (x, t) \in S\}$$

with $\sup(\emptyset) := -\infty$. Since all sets $\text{sgraph}(\phi_n)$ are contained in $\text{sgraph}(\bar{\phi})$, the set S is contained in $\text{sgraph}(\bar{\phi})$, too, which is equivalent to $\phi \leq \bar{\phi}$. In particular, ϕ is coercive. Furthermore, $\text{dom}(\phi)$ necessarily contains the set C , because for $x \in \mathbb{R}^d$ with $\liminf_{n \rightarrow \infty} \phi_n(x) > t \in \mathbb{R}$, the point (x, t) belongs to $\text{sgraph}(\phi_n)$ for sufficiently large n .

It remains to be shown that $(\phi_{n(k)})_k$ converges to ϕ as stated. To keep the notation simple, we replace the original sequence $(\phi_n)_n$ with this subsequence if necessary, i.e. we assume that $\lim_{n \rightarrow \infty} G_n = G$ pointwise. For $y \in \mathbb{R}^d$ and $t > \phi(y)$, the distance $G(y, t)$ is strictly positive. But for arbitrary $n \in \mathbb{N}$ and $x \in \mathbb{R}^d$,

$$(t - \phi_n(x))_+ \geq G_n(x, t) \geq G_n(y, t) - \|x - y\|,$$

i.e.

$$\limsup_{n \rightarrow \infty, x \rightarrow y} \phi_n(x) \leq \lim_{t \downarrow \phi(y)} t - G(y, t) = \phi(y).$$

On the other hand, let $y \in \text{interior}(\text{dom}(\phi))$ and fix arbitrary vectors b_0, b_1, \dots, b_d in \mathbb{R}^d such that $0 \in \text{interior}(\text{conv}(b_0, \dots, b_d))$. Then y is an interior point of $\text{conv}(y + \delta b_0, \dots, y + \delta b_d) \subset \text{dom}(\phi)$ for sufficiently small $\delta > 0$. Note that for each $j = 0, \dots, d$,

$$\lim_{n \rightarrow \infty} G_n(y + \delta b_j, \phi(y + \delta b_j)) = G(y + \delta b_j, \phi(y + \delta b_j)) = 0.$$

Hence there exists a sequence $(x_{nj})_n$ with limit $y + \delta b_j$ such that

$$\liminf_{n \rightarrow \infty} \phi_n(x_{nj}) \geq \phi(y + \delta b_j).$$

Hence with $\Delta_n := \text{conv}(x_{n0}, \dots, x_{nd})$,

$$\begin{aligned} \liminf_{n \rightarrow \infty, x \rightarrow y} \phi_n(x) &\geq \liminf_{n \rightarrow \infty} \min_{x \in \Delta_n} \phi_n(x) = \liminf_{n \rightarrow \infty} \min_{j=0, \dots, d} \phi_n(x_{nj}) \\ &\geq \min_{j=0, \dots, d} \phi(y + \delta b_j), \end{aligned}$$

and the latter minimum tends to $\phi(y)$ as $\delta \downarrow 0$. \square

Lemma 4.3. *Let $(S_n)_n$ be a sequence of non-empty closed sets $S_n \subseteq \mathbb{R}^q$ such that $\text{dist}(x_o, S_n) = O(1)$ for some $x_o \in \mathbb{R}^q$. Then there exist a subsequence $(S_{n(k)})_k$ of $(S_n)_n$ and a non-empty closed set $S \subseteq \mathbb{R}^q$ such that*

$$\lim_{k \rightarrow \infty} \text{dist}(y, S_{n(k)}) = \text{dist}(y, S) \quad \text{for any } y \in \mathbb{R}^q.$$

Proof of Lemma 4.3. Note that the distance functions $\text{dist}(\cdot, S_n)$ are uniformly Lipschitz-continuous in that $|\text{dist}(x, S_n) - \text{dist}(y, S_n)| \leq \|x - y\|$ for all $x, y \in \mathbb{R}^q$ and $n \geq 1$. This entails that $\text{dist}(x, S_n) \leq \text{dist}(x_o, S_n) + \|x - x_o\| = O(1)$ for any point $x \in \mathbb{R}^q$. Hence there exists a subsequence $(S_{n(k)})_k$ of $(S_n)_n$ such that $G(x) := \lim_{k \rightarrow \infty} \text{dist}(x, S_{n(k)})$ exists in \mathbb{R} for any point x with rational coordinates. But then uniform Lipschitz-continuity entails that this is even true for any $x \in \mathbb{R}^q$.

It remains to be shown that $G = \text{dist}(\cdot, S)$ for some non-empty closed set $S \subseteq \mathbb{R}^q$. To this end fix some point $x \in \mathbb{R}^q$ and choose $y_k \in S_{n(k)}$ such that $\text{dist}(x, S_{n(k)}) = \|x - y_k\|$. Since $(y_k)_k$ is bounded, a suitable subsequence $(y_{k(\ell)})_\ell$ converges to some point $y \in \mathbb{R}^q$. But then

$$G(y) = \lim_{\ell \rightarrow \infty} \text{dist}(y, S_{n(k(\ell))}) \leq \lim_{\ell \rightarrow \infty} \|y - y_{k(\ell)}\| = 0.$$

Hence y belongs to the closed set $S := \{G = 0\}$, and

$$G(x) = \lim_{\ell \rightarrow \infty} \|x - y_{k(\ell)}\| = \|x - y\| \geq \text{dist}(x, S).$$

On the other hand,

$$G(x) = \lim_{n \rightarrow \infty} \text{dist}(x, S_n) \leq \lim_{n \rightarrow \infty} (\text{dist}(y', S_n) + \|x - y'\|) = \|x - y'\|$$

for any $y' \in S$, whence $G(x) = \text{dist}(x, S)$. \square

Proof of Theorem 2.2. Suppose first that $\int \|x\| Q(dx) = \infty$. Since any $\phi \in \Phi$ is majorized by $x \mapsto a - b\|x\|$ for suitable constants a and $b > 0$, this entails that $L(Q) = -\infty$.

Secondly, suppose that $\int \|x\| Q(dx) < \infty$ but $\text{interior}(\text{csupp}(Q)) = \emptyset$. According to Lemma 2.1, the latter fact is equivalent to $Q(H) = 1$ for some hyperplane $H \subset \mathbb{R}^d$. For $c \in \mathbb{R}$ define a function $\phi_c \in \Phi$ via $\phi_c(x) := c - \|x\|$ for $x \in H$ and $\phi_c(x) := -\infty$ for $x \notin H$. Then $L(\phi_c, Q) = c - \int \|x\| Q(dx) + 1 \rightarrow \infty$ as $c \rightarrow \infty$.

For the remainder of this proof suppose that $\int \|x\| Q(dx) < \infty$ and that $\text{csupp}(Q)$ has non-empty interior. Since the concave function $h(x) = -\|x\|$ satisfies $\int h dQ > -\infty$, we have $L(Q) > -\infty$. When maximizing $L(\phi, Q)$ over all $\phi \in \Phi$ we may and do restrict our attention to functions $\phi \in \Phi$ such that $\int e^{\phi(x)} dx = 1$ and $\text{dom}(\phi) = \{\phi > -\infty\} \subseteq \text{csupp}(Q)$. For if $0 < \int e^{\phi(x)} dx \neq 1$, then $L(\phi + c, Q) > L(\phi, Q)$ with $c := -\log \int e^{\phi(x)} dx$. If $\text{dom}(\phi) \not\subseteq \text{csupp}(Q)$, replacing $\phi(x)$ with $-\infty$ for all $x \notin \text{csupp}(Q)$ would also increase $L(\phi, Q)$ strictly. Let $\Phi(Q)$ be the family of all $\phi \in \Phi$ with these properties.

Now we show that $L(Q) < \infty$. Suppose that $\phi \in \Phi(Q)$ is such that $M := \max_{x \in \mathbb{R}^d} \phi(x) > 0$. With $D_t := \{\phi \geq t\}$ and for $c > 0$ we get the bound

$$\begin{aligned} L(\phi, Q) &= \int \phi dQ \leq -cMQ(\mathbb{R}^d \setminus D_{-cM}) + MQ(D_{-cM}) \\ &= -(c+1)M \left(\frac{c}{c+1} - Q(D_{-cM}) \right). \end{aligned}$$

According to Lemma 4.1,

$$\begin{aligned} \text{Leb}(D_{-cM}) &\leq (1+c)^d M^d e^{-M} / \int_0^{(1+c)M} t^d e^{-t} dt \\ &= (1+c)^d M^d e^{-M} / (d! + o(1)) \rightarrow 0 \end{aligned}$$

as $M \rightarrow \infty$ for any fixed $c > 0$. But Lemma 2.1 entails that for sufficiently large c and sufficiently small $\delta > 0$,

$$\sup\{Q(C) : C \subset \mathbb{R}^d \text{ closed and convex, } \text{Leb}(C) \leq \delta\} < \frac{c}{c+1},$$

whence

$$L(\phi, Q) \rightarrow -\infty \quad \text{as } \max_{x \in \mathbb{R}^d} \phi(x) \rightarrow \infty.$$

Note also that for any $\phi \in \Phi(Q)$,

$$L(\phi, Q) \leq \max_{x \in \mathbb{R}^d} \phi(x).$$

These considerations show that $L(Q)$ is finite and, for suitable constants $M_o < M_*$, equals the supremum of $L(\phi, Q)$ over all $\phi \in \Phi(Q)$ such that $M_o \leq \max_x \phi(x) \leq M_*$.

Next we show the existence of a maximizer $\phi \in \Phi(Q)$ of $L(\cdot, Q)$. Let $(\phi_n)_n$ be a sequence of functions in $\Phi(Q)$ such that $-\infty < L(\phi_n, Q) \uparrow L(Q)$ as $n \rightarrow \infty$, where $M_n := \max_{x \in \mathbb{R}^d} \phi_n(x) \in [M_o, M_*]$ for all $n \geq 1$. Now we show that

$$\inf_{n \geq 1} \phi_n(x_o) > -\infty \quad \text{for any } x_o \in \text{interior}(\text{csupp}(Q)). \quad (6)$$

If $\phi_n(x_o) < M_n$, then x_o is not an interior point of the closed, convex set $\{\phi_n \geq \phi_n(x_o)\}$. Hence

$$\begin{aligned} \int \phi_n dQ &\leq \phi_n(x_o) + (M_n - \phi_n(x_o))Q\{\phi_n \geq \phi_n(x_o)\} \\ &\leq \phi_n(x_o) + (M_n - \phi_n(x_o))h(Q, x_o) \\ &\leq \phi_n(x_o)(1 - h(Q, x_o)) + \max(M_n, 0) \end{aligned}$$

with $h(Q, x_o) < 1$ defined in Lemma 2.13. In the case of $\phi_n(x_o) = M_n$ these inequalities are true as well. Thus

$$\phi_n(x_o) \geq -\frac{\max(M_n, 0) - L(\phi_n, Q)}{1 - h(Q, x_o)} \geq -\frac{\max(M_*, 0) - L(\phi_1, Q)}{1 - h(Q, x_o)},$$

which establishes (6). Combining (6) with $\phi_n \leq M_*$, we may deduce from Lemma 3.3 of Schuhmacher, Hüsler and Dümbgen (2009) that there exist constants a and $b > 0$ such that

$$\phi_n(x) \leq a - b\|x\| \quad \text{for all } n \in \mathbb{N}, x \in \mathbb{R}^d. \quad (7)$$

The inequalities (6-7) and Lemma 4.2 with $C \supset \text{interior}(\text{csupp}(Q))$ and $\bar{\phi}(x) := a - b\|x\|$ imply existence of a function $\psi \in \Phi$ and a subsequence $(\phi_{n(k)})_k$ of $(\phi_n)_n$ such that $\psi = -\infty$ on $\mathbb{R}^d \setminus \text{csupp}(Q)$ and

$$\begin{aligned} \limsup_{k \rightarrow \infty} \phi_{n(k)}(x) &\leq \psi(x) \leq a - b\|x\| \quad \text{for all } x \in \mathbb{R}^d, \\ \lim_{k \rightarrow \infty} \phi_{n(k)}(x) &= \psi(x) > -\infty \quad \text{for all } x \in \text{interior}(\text{csupp}(Q)). \end{aligned}$$

Since the boundary of $\text{csupp}(Q)$ has Lebesgue measure zero, it follows from dominated convergence that $\int e^{\psi(x)} dx = 1$. Moreover, applying Fatou's lemma to the nonnegative functions $x \mapsto a - b\|x\| - \phi_{n(k)}(x)$ yields

$$\limsup_{k \rightarrow \infty} \int \phi_{n(k)} dQ \leq \int \psi dQ.$$

Hence

$$L(Q) \geq L(\psi, Q) \geq \limsup_{k \rightarrow \infty} L(\phi_{n(k)}, Q) = L(Q)$$

and thus $L(\psi, Q) = L(Q)$.

Uniqueness of the maximizer ψ follows essentially from strict convexity of the exponential function: If $\tilde{\psi} \in \Phi(Q)$ with $L(\tilde{\psi}, Q) > -\infty$, then $L((1-t)\psi + t\tilde{\psi}, Q)$ is strictly concave in $t \in [0, 1]$, unless $\text{Leb}\{\psi \neq \tilde{\psi}\} = 0$. But for $\psi, \tilde{\psi} \in \Phi(Q)$, the latter requirement is equivalent to $\psi = \tilde{\psi}$ everywhere. \square

Proof of Remark 2.5. Let $Q_t := (1-t)Q_0 + tQ_1$. One verifies easily that the mixture distribution Q_t is concentrated on some hyperplane if, and only if, Q_0 and Q_1 are concentrated on one and the same hyperplane. Thus $L(Q_t) = \infty$ implies that $L(Q_0) = L(Q_1) = \infty$, whereas $\max(L(Q_0), L(Q_1)) < \infty$ implies that $L(Q_t) < \infty$.

In case of $L(Q_t) < \infty$, let $\psi = \psi(\cdot | Q_t)$. Convexity of $L(\cdot)$ follows from

$$L(Q_t) = L(\psi, Q_t) = (1-t)L(\psi, Q_0) + tL(\psi, Q_1) \leq (1-t)L(Q_0) + tL(Q_1).$$

Equality holds if, and only if, $\int \psi dQ_j = L(Q_j)$ for $j = 0, 1$. According to Theorem 2.2, the latter condition is equivalent to $\psi = \psi(\cdot | Q_0) = \psi(\cdot | Q_1)$.

Finally, suppose that $Q_0, Q_1 \in \mathcal{Q}_0 \cap \mathcal{Q}^1$ such that $\psi := \psi(\cdot | Q_0)$ coincides with $\psi(\cdot | Q_1)$. Then

$$L(Q_t) \geq L(\psi, Q_t) = (1-t)L(Q_0) + L(Q_1),$$

so convexity of $L(\cdot)$ and Theorem 2.2 yield $\psi = \psi(\cdot | Q_t)$. \square

In our proofs of Remark 2.6 and Theorems 2.7 and 2.15 we utilize a special approximation scheme for functions in Φ :

Lemma 4.4. *For any function $\phi \in \Phi$ with non-empty domain and any parameter $\epsilon > 0$ set*

$$\phi^{(\epsilon)}(x) := \inf_{(v,c)} (v^\top x + c)$$

with the infimum taken over all $(v, c) \in \mathbb{R}^d \times \mathbb{R}$ such that $\|v\| \leq \epsilon^{-1}$ and $\phi(y) \leq v^\top y + c$ for all $y \in \mathbb{R}^d$. This defines a function $\phi^{(\epsilon)} \in \Phi$ which is real-valued and Lipschitz-continuous with constant ϵ^{-1} . Moreover, it satisfies $\phi^{(\epsilon)} \geq \phi$ with equality if, and only if, ϕ is real-valued and Lipschitz-continuous with constant ϵ^{-1} . In general, $\phi^{(\epsilon)} \downarrow \phi$ pointwise as $\epsilon \downarrow 0$.

Proof of Lemma 4.4. By construction, $\phi^{(\epsilon)}$ satisfies $\phi^{(\epsilon)} \geq \phi$. Being a pointwise infimum of linear functions all of which are Lipschitz-continuous with constant ϵ^{-1} , it is concave and Lipschitz-continuous with the same constant. Coercivity of $\phi^{(\epsilon)}$ follows from the fact that $\phi(x) \leq a - b\|x\|$ for all $x \in \mathbb{R}^d$ and suitable constants a and $b > 0$, whence

$$\phi^{(\epsilon)}(x) \leq \min_{v \in \mathbb{R}^d : \|v\| \leq \min(\epsilon^{-1}, b)} (a + v^\top x) = a - \min(b, \epsilon^{-1})\|x\|.$$

For any $x \in \text{interior}(\text{dom}(\phi))$ there exists a supergradient $v \in \mathbb{R}^d$ of ϕ in the sense that

$$\phi(y) \leq \phi(x) + v^\top(y - x) = v^\top y + \phi(x) - v^\top x \quad \text{for all } y \in \mathbb{R}^d.$$

If $\|v\| \leq \epsilon^{-1}$, then $\phi^{(\epsilon)}(x) = \phi(x)$ by definition of $\phi^{(\epsilon)}$. But the inequality $\|v\| \leq \epsilon^{-1}$ is always satisfied if $\text{dom}(\phi) = \mathbb{R}^d$ and ϕ is Lipschitz-continuous with constant ϵ^{-1} . For then

$$\phi(x) - \epsilon^{-1}\|v\| \leq \phi(x - v) \leq \phi(x) + v^\top((x - v) - x) = \phi(x) - \|v\|^2,$$

whence $\|v\| \leq \epsilon^{-1}$.

It remains to be shown that $\phi^{(\epsilon)}(x) \downarrow \phi(x)$ as $\epsilon \downarrow 0$ for any $x \in \mathbb{R}^d$. For an interior point x of $\text{dom}(\phi)$ this follows from the existence of a supergradient. In fact, whenever ϕ admits a supergradient v at x , we have $\phi^{(\epsilon)}(x) = \phi(x)$ for all $\epsilon \leq \|v\|^{-1}$. For an arbitrary point $x \in \mathbb{R}^d$ and $\mathbb{R} \ni r > \phi(x)$ it suffices to show that $\phi^{(\epsilon)}(x) \leq r$ for sufficiently small $\epsilon > 0$. To this end recall that the subgraph of ϕ ,

$$\text{sgraph}(\phi) := \{(y, s) \in \mathbb{R}^d \times \mathbb{R} : s \leq \phi(y)\},$$

is a closed and convex subset of $\mathbb{R}^d \times \mathbb{R}$. Thus there exists a point $(y_o, s_o) \in \text{sgraph}(\phi)$ such that

$$0 < \|x - y_o\|^2 + (r - s_o)^2 = \min_{(y, s) \in \text{sgraph}(\phi)} (\|x - y\|^2 + (r - s)^2).$$

In particular,

$$(x - y_o)^\top(y - y_o) + (r - s_o)(s - s_o) \leq 0 \quad \text{for all } (y, s) \in \text{sgraph}(\phi). \quad (8)$$

Setting $y = y_o$ and choosing $s \leq \phi(y_o)$ small enough, we realize that $r - s_o \geq 0$.

Suppose first that $r - s_o > 0$. Then it follows from (8) that the vector $v := (r - s_o)^{-1}(y_o - x)$ satisfies

$$\phi(y) \leq v^\top y + s_o - v^\top y_o \quad \text{for all } y \in \mathbb{R}^d.$$

On the other hand,

$$r - (v^\top x + s_o - v^\top y_o) = (r - s_o)^{-1}((r - s_o)^2 + \|x - y_o\|^2) > 0.$$

Thus $\phi^{(\epsilon)}(x) \leq v^\top x + s_o - v^\top y_o < r$ whenever $\epsilon \leq \|v\|^{-1}$.

Now suppose that $r - s_o = 0$, so that $x \neq y_o$. For any fixed $\lambda > 0$ we consider the special function

$$y \mapsto r + \lambda(y_o - x)^\top (y - x).$$

For $y \in \text{dom}(\phi)$ it follows from $(x - y_o)^\top (y - y_o) \leq 0$ that

$$r + \lambda(y_o - x)^\top (y - x) \geq r + \lambda\|y_o - x\|^2,$$

which is greater than $\max_{y \in \mathbb{R}^d} \phi(y)$ for sufficiently large λ . In that case, $\phi^{(\epsilon)}(x) \leq r$ for all $\epsilon \leq \lambda^{-1}\|y_o - x\|$. \square

Proof of Remark 2.6. The representation of ψ_U as a pointwise infimum of affine functions follows essentially from Lemma 4.4. Now suppose that $\psi_U \neq \psi$, i.e. $\psi_U(x) < \psi(x)$ for some $x \in U$. Then there exists an affine function ϕ such that $\phi \geq \psi$ on $\mathbb{R}^d \setminus U$ but $\phi(x) < \psi(x)$. Since $\text{dom}(\psi)$ has non-empty interior, this implies that $U' := \{\phi < \psi\}$ is a convex subset of U with positive Lebesgue measure. Now

$$h := \begin{cases} \psi - \phi & \text{on } U' \\ 0 & \text{on } \mathbb{R}^d \setminus U' \end{cases}$$

defines a non-negative and real-valued function such that $\psi - h = \min(\psi, \phi)$ belongs to Φ , too. Hence it follows from (2) with $\Delta = -h$ that

$$0 \leq \int h dQ - \int h(x)e^{\psi(x)} dx = \int_{U'} h(x)(Q(dx) - e^{\psi(x)} dx).$$

Since $h > 0$ and $e^\psi > 0$ on U' and $\text{Leb}(U') > 0$, the preceding inequality implies that $Q(U') > 0$. Hence U cannot be a subset of $\mathbb{R}^d \setminus \text{supp}(Q)$, which yields the first assertion.

In case of Q having a density g on U , the previous integral is equal to $\int_{U'} h(x)(g(x) - e^{\psi(x)}) dx$, so that g cannot be strictly smaller than e^ψ everywhere in U . This yields the second assertion. \square

Proof of Theorem 2.7. Let P be the distribution corresponding to F . Suppose first that $\phi = \psi(\cdot | Q)$. Then it follows from (4) and Fubini's theorem that

$$\begin{aligned} 0 &= \int_{\mathbb{R}} x(Q - P)(dx) \\ &= \int_{\mathbb{R}} \int_{\mathbb{R}} (1\{0 < t < x\} - 1\{x \leq t \leq 0\}) dt (Q - P)(dx) \\ &= \int_{\mathbb{R}} (1\{0 < t\}(F - G)(t) - 1\{t \leq 0\}(G - F)(t)) dt \\ &= \int_{\mathbb{R}} (F - G)(t) dt. \end{aligned}$$

Moreover, for any $x \in \mathbb{R}$, the function $s \mapsto (s - x)^+$ is convex, so that (3) yields

$$\begin{aligned} 0 &\leq \int_{\mathbb{R}} (s - x)^+ (Q - P)(ds) \\ &= \int_{\mathbb{R}} \int_{\mathbb{R}} 1\{x \leq t < s\} dt (Q - P)(ds) \\ &= \int_{\mathbb{R}} 1\{t \geq x\} (G - F)(t) dt \\ &= - \int_{-\infty}^x (F - G)(t) dt. \end{aligned}$$

It remains to be shown that $\int_{-\infty}^x (F - G)(t) dt \geq 0$ for $x \in \mathcal{S}(\phi)$. Suppose first that $x \in \text{interior}(\text{dom}(\phi))$. Note that $\phi' := \phi'(\cdot +)$ is non-increasing on the interior of $\text{dom}(\phi)$ with

$$\phi(x_2) - \phi(x_1) = \int_{x_1}^{x_2} \phi'(u) du \quad \text{for } x_1, x_2 \in \text{interior}(\text{dom}(\phi)) \text{ with } x_1 < x_2.$$

Moreover, $x \in \mathcal{S}(\phi)$ implies that $\phi'(x - \delta) > \phi'(x + \delta)$ for all $\delta > 0$ satisfying $x \pm \delta \in \text{interior}(\text{dom}(\phi))$. For such $\delta > 0$ we define

$$H_\delta(s) := \int_{-\infty}^s H'_\delta(u) du$$

with

$$H'_\delta(u) := \begin{cases} 0 & \text{for } u \leq x - \delta, \\ \frac{\phi'(x - \delta) - \phi'(u)}{\phi'(x - \delta) - \phi'(x + \delta)} & \text{for } x - \delta < u \leq x + \delta, \\ 1 & \text{for } u \geq x + \delta. \end{cases}$$

One can easily verify that $\phi + tH_\delta$ is upper semicontinuous and concave whenever $0 < t \leq \phi'(x - \delta) - \phi'(x + \delta)$. In case of $t < -\inf_{u \in \mathbb{R}} \phi'(u)$ it is also coercive. Thus it follows from (2) that

$$\begin{aligned} 0 &\leq \int_{\mathbb{R}} H_\delta(s) (P - Q)(ds) \\ &\rightarrow \int_{\mathbb{R}} (s - x)^+ (P - Q)(ds) \quad (\delta \downarrow 0) \\ &= \int_{-\infty}^x (F - G)(t) dt. \end{aligned}$$

When $x \in \mathcal{S}(\phi)$ is the left or right endpoint of $\text{dom}(\phi)$, we define $\Delta(s) := (s - x)^+$ and conclude analogously that $\int_{-\infty}^x (F - G)(t) dt \geq 0$.

Now suppose that the distribution function F with log-density $\phi \in \Phi$ satisfies the integral (in)equalities stated in Theorem 2.7. Let $\Delta : \mathbb{R} \rightarrow \mathbb{R}$ be Lipschitz-continuous with constant L , so for arbitrary $x, y \in \mathbb{R}$ with $x < y$,

$$\Delta(y) - \Delta(x) = \int_x^y \Delta'(t) dt$$

with $\Delta' : \mathbb{R} \rightarrow [-L, L]$ measurable. Then $\int \Delta d(Q - P)$ equals

$$\begin{aligned} & \int (\Delta(x) - \Delta(0)) (Q - P)(dx) \\ &= \int_{\mathbb{R}} \int_{\mathbb{R}} \Delta'(t) (1\{0 \leq t < x\} - 1\{x \leq t < 0\}) dt (Q - P)(dx) \\ &= \int_{\mathbb{R}} \Delta'(t) (1\{0 \leq t\}(F - G)(t) - 1\{t < 0\}(G - F)(t)) dt \\ &= \int_{\mathbb{R}} \Delta'(t)(F - G)(t) dt. \end{aligned}$$

Since $\int (F - G)(t) dt = 0$, we may continue with

$$\begin{aligned} \int \Delta d(Q - P) &= \int_{\mathbb{R}} (\Delta'(t) + L)(F - G)(t) dt \\ &= \int_{\mathbb{R}} \int_{-L}^L 1\{s < \Delta'(t)\} ds (F - G)(t) dt \\ &= \int_{-L}^L \int_{A(\Delta', s)} (F - G)(t) dt ds, \end{aligned}$$

with $A(\Delta', s) := \{t \in \mathbb{R} : \Delta'(t) > s\}$. Now we apply this representation to the function $\Delta := \phi^{(\epsilon)}$ for some $\epsilon > 0$, i.e. $L = \epsilon^{-1}$. Here one can show that $A(\Delta', s)$ equals either \emptyset or \mathbb{R} or a half-line with right endpoint $a(\phi, s) = \min\{t \in \mathbb{R} : \phi'(t+) \leq s\}$. But this entails that $a(\phi, s) \in \mathcal{S}(\phi)$, whence $\int_{A(\Delta', s)} (F - G)(t) dt = 0$ for all $s \in (-L, L)$. Consequently,

$$\int \phi^{(\epsilon)} d(Q - P) = 0.$$

If we consider $\Delta := \psi^{(\epsilon)}$ with $\psi := \psi(\cdot | Q)$, the sets $A(\Delta', s)$ are still half-lines with right endpoint or empty or equal to \mathbb{R} . Thus $\int_{A(\Delta', s)} (F - G)(t) dt \leq 0$ for all $s \in (-L, L)$, whence

$$\int \psi^{(\epsilon)} d(Q - P) \leq 0.$$

Since $\phi^{(\epsilon)} \downarrow \phi$ and $\psi^{(\epsilon)} \downarrow \psi$ as $\epsilon \downarrow 0$, and since $\int \phi dP$ and $\int \psi dQ$ exist in \mathbb{R} , we can deduce from monotone convergence that

$$\int \phi d(Q - P) = 0 \geq \int \psi d(Q - P).$$

Since $\int e^{\phi(x)} dx = \int e^{\psi(x)} dx = 1$, this entails that

$$L(\phi, Q) = L(\phi, P) \geq L(\psi, P) \geq L(\psi, Q),$$

where the first displayed inequality follows from log-concavity of P with log-density ϕ . Thus $\phi = \psi$. \square

Proofs for Remark 2.11. In situation (i), since g is continuous, a is certainly an interior point of $\text{dom}(\psi)$, and by concavity of ψ ,

$$\psi(x) \leq \ell(x) := \psi(a) + (x-a)\psi'(a+) \quad \text{for } x \leq a.$$

Hence with $a' := \inf\{x \leq a : \ell(x) \leq \log g(x)\}$,

$$\tilde{\psi}(x) := \begin{cases} \log g(x) & \text{for } x \leq a', \\ \ell(x) & \text{for } a' < x \leq a, \\ \psi(x) & \text{for } x \geq a, \end{cases}$$

defines a function $\tilde{\psi} \in \Phi$ such that $\text{dom}(\tilde{\psi}) = \text{dom}(\psi)$ and $\psi \leq \tilde{\psi} \leq \log g$ on $(a', a]$. This entails that

$$\begin{aligned} L(\psi, Q) &= \int (g(x)\psi(x) - e^{\psi(x)}) dx + 1 \\ &\leq \int (g(x)\tilde{\psi}(x) - e^{\tilde{\psi}(x)}) dx + 1 = L(\tilde{\psi}, Q), \end{aligned}$$

because $[-\infty, \infty) \ni t \mapsto f(x)t - e^t$ has a unique maximum at $t = \log f(x)$. Thus $\tilde{\psi} = \psi$.

In situation (ii), for arbitrary $a', b' \in \{g > 0\}$ with $a' \leq a$ and $b' \geq b$ set

$$\psi_{a', b'}(x) := \begin{cases} \log g(x) & \text{for } x \in \mathbb{R} \setminus (a', b'), \\ \frac{b' - x}{b' - a'} \log g(a') + \frac{x - a'}{b' - a'} \log g(b') & \text{for } x \in [a', b']. \end{cases}$$

For (a', b') suitably chosen, $\psi_{a', b'} \in \Phi$ and $f := \exp \circ \psi_{a', b'}$ satisfies the conditions

$$\int f(x) dx = 1, \quad \int xf(x) dx = \int xg(x) dx.$$

Moreover, there exist constants $a' \leq a'' \leq b'' \leq b'$ such that $f \leq g$ on $[a', a''] \cup [b'', b']$ and $f \geq g$ on $[a'', b'']$. This entails that the distribution function F of f satisfies the following properties: $F = G$ on $(-\infty, a'] \cup [b', \infty)$, and for a suitable point $c \in [a', b']$, $F \leq G$ on $[a', c]$ while $F \geq G$ on $[c, b']$. Moreover, as in the proof of Theorem 2.7 one can verify that

$$\int_{-\infty}^{\infty} (F(t) - G(t)) dt = - \int_{\mathbb{R}} x(f(x) - g(x)) dx = 0.$$

Hence for $a' \leq x \leq c$,

$$\int_{-\infty}^x (F(t) - G(t)) dt = \int_{a'}^x (F(t) - G(t)) dt \leq 0,$$

and for $c \leq x \leq b'$,

$$\int_{-\infty}^x (F(t) - G(t)) dt = - \int_x^{b'} (F(t) - G(t)) dt \leq 0.$$

Thus F satisfies the conditions of Theorem 2.7.

In situation (iii), we may assume that $a' := \min\{x \leq a : \psi(x) \geq \log g(x)\}$ defines a real number in $(-\infty, a]$. For suppose that $\psi \geq \log g$ on $(-\infty, a]$. Then either ψ and $\log g$ are identical and linear on $(-\infty, a]$, or $\psi > \log g$ on $(-\infty, a)$. But in the latter case, the distribution function F of the log-density ψ would satisfy $F > G$ on $(-\infty, a]$, yielding a contradiction to Theorem 2.7. Now we define

$$\tilde{\psi}(x) := \begin{cases} \psi(a) + \frac{\psi(a) - \psi(a')}{a - a'}(x - a) & \text{for } x \leq a \text{ if } a' < a, \\ \psi(a) + \psi'(a-)(x - a) & \text{for } x \leq a \text{ if } a' = a, \\ \psi(x) & \text{for } x \geq a, \end{cases}$$

Then by definition of a' , concavity of ψ and convexity of $\log g$ on $(-\infty, a]$,

$$\psi \leq \tilde{\psi} \leq \log g \text{ on } (-\infty, a'], \quad \log g \leq \tilde{\psi} \leq \psi \text{ on } [a', a].$$

As in situation (i) one can show that $L(\psi, Q) \leq L(\tilde{\psi}, Q)$, whence $\psi = \tilde{\psi}$. \square

Proof of Lemma 2.13. If C is closed and convex with $x \notin \text{interior}(C)$, then there exists a unit vector $u \in \mathbb{R}^d$ such that C is contained in the closed halfspace

$$H(x, u) := \{y \in \mathbb{R}^d : u^\top y \leq u^\top x\}.$$

Since $x \in \partial H(x, u)$, this shows that $h(Q, x)$ is the supremum of $Q(H(x, u))$ over all unit vectors $u \in \mathbb{R}^d$. Indeed,

$$h(Q, x) = \max_{u \in \mathbb{R}^d : \|u\|=1} Q(H(x, u)).$$

For if $(u_n)_n$ is a sequence of unit vectors such that $\lim_{n \rightarrow \infty} Q(H(x, u_n)) = h(Q, x)$, we may replace it with a subsequence, if necessary, such that $u := \lim_{n \rightarrow \infty} u_n$ exists. Then it follows from Fatou's lemma that $h(Q, x)$ equals

$$\begin{aligned} 1 - \lim_{n \rightarrow \infty} \int 1\{u_n^\top y > u_n^\top x\} Q(dy) &\leq 1 - \int 1\{u^\top y > u^\top x\} Q(dy) \\ &= Q(H(x, u)). \end{aligned}$$

Now suppose that $x \notin \text{interior}(\text{csupp}(Q))$. Then, by definition of $h(Q, x)$ and $\text{csupp}(Q)$, $h(Q, x) \geq Q(\text{csupp}(Q)) = 1$. On the other hand, if $h(Q, x) = 1$, then $Q(H(x, u)) = 1$ for a suitable unit vector u , so $\text{csupp}(Q) \subseteq H(x, u)$ and $x \notin \text{interior}(H(x, u)) \supseteq \text{interior}(\text{csupp}(Q))$.

Now let $(Q_n)_n$ be a sequence in \mathcal{Q} converging weakly to Q , and let $x \in \mathbb{R}^d$ be such that $h(Q, x) < 1$. Then there exist unit vectors $u_n \in \mathbb{R}^d$ such that $h(Q_n, x) = Q_n(H(x, u_n))$ for all $n \in \mathbb{N}$. For a suitable subsequence, we may assume that $(u_{n(k)})_k$ converges to a unit vector u and $\lim_{k \rightarrow \infty} h(Q_{n(k)}, x) =$

$\limsup_{n \rightarrow \infty} h(Q_n, x)$. Then for any fixed $\delta > 0$,

$$\begin{aligned}
& Q\{y \in \mathbb{R}^d : u^\top(y - x) \leq \delta\} \\
& \geq \limsup_{k \rightarrow \infty} Q_{n(k)}\{y \in \mathbb{R}^d : u^\top(y - x) \leq \delta\} \\
& \geq \limsup_{k \rightarrow \infty} Q_{n(k)}\{y \in \mathbb{R}^d : u^\top(y - x) \leq \delta, u_{n(k)}^\top(y - x) \leq 0\} \\
& \geq \lim_{k \rightarrow \infty} Q_{n(k)}\{y \in \mathbb{R}^d : u_{n(k)}^\top(y - x) \leq 0\} \\
& \quad - \limsup_{k \rightarrow \infty} Q_{n(k)}\{y \in \mathbb{R}^d : (u - u_{n(k)})^\top(y - x) > \delta\} \\
& \geq \limsup_{n \rightarrow \infty} h(Q_n, x) \\
& \quad - \limsup_{k \rightarrow \infty} Q_{n(k)}\{y \in \mathbb{R}^d : \|y - x\| > \delta/\|u - u_{n(k)}\|\} \\
& = \limsup_{n \rightarrow \infty} h(Q_n, x),
\end{aligned}$$

because the sequence $(Q_n)_n$ is tight and $\delta/\|u - u_{n(k)}\| \rightarrow \infty$ as $k \rightarrow \infty$. As $\delta \downarrow 0$, the left hand side tends to $Q(H(x, u)) \leq h(Q, x)$, whence $h(Q, x) \geq \limsup_{n \rightarrow \infty} h(Q_n, x)$. \square

Theorem 2.14 and the second part of Theorem 2.15 are a consequence of the following result:

Theorem 4.5. *Let $(Q_n)_n$ be a sequence of distributions in \mathcal{Q}_o such that $Q_n \rightarrow_w Q \in \mathcal{Q}_o$, $L(Q_n) \rightarrow \lambda \in [-\infty, \infty]$ and $\int \|x\| Q_n(dx) \rightarrow \gamma \in [0, \infty]$ as $n \rightarrow \infty$. Then $\gamma \geq \int \|x\| Q(dx)$, and $\lambda > -\infty$ if and only if $\gamma < \infty$. Moreover,*

$$\lambda \begin{cases} < L(Q) & \text{if } \gamma > \int \|x\| Q(dx), \\ = L(Q) \in \mathbb{R} & \text{if } \gamma = \int \|x\| Q(dx) < \infty. \end{cases}$$

In the latter case, the densities $f := \exp \circ \psi(\cdot | Q)$ and $f_n := \exp \circ \psi(\cdot | Q_n)$ are well-defined for sufficiently large n and satisfy

$$\begin{aligned}
\lim_{n \rightarrow \infty, x \rightarrow y} f_n(x) &= f(y) \quad \text{for all } y \in \mathbb{R}^d \setminus \partial\{f > 0\}, \\
\limsup_{n \rightarrow \infty, x \rightarrow y} f_n(x) &\leq f(y) \quad \text{for } y \in \partial\{f > 0\}, \\
\lim_{n \rightarrow \infty} \int |f_n(x) - f(x)| dx &= 0.
\end{aligned}$$

Before presenting the proof of this result, let us recall two elementary facts about weak convergence and unbounded functions:

Lemma 4.6. *Suppose that $(Q_n)_n$ is a sequence in \mathcal{Q} converging weakly to some distribution Q . If h is a nonnegative and continuous function on \mathbb{R}^d , then*

$$\liminf_{n \rightarrow \infty} \int h dQ_n \geq \int h dQ.$$

If the stronger statement $\lim_{n \rightarrow \infty} \int h dQ_n = \int h dQ < \infty$ holds, then

$$\lim_{n \rightarrow \infty} \int f dQ_n = \int f dQ$$

for any continuous function f on \mathbb{R}^d such that $|f|/(1+h)$ is bounded.

Proof of Theorem 4.5. The asserted inequality $\gamma \geq \int \|x\| Q(dx)$ follows from the first part of Lemma 4.6 with $h(x) := \|x\|$.

Suppose that $\gamma < \infty$. Then with $\phi(x) := -\|x\|$,

$$\lambda \geq \lim_{n \rightarrow \infty} L(\phi, Q_n) = -\gamma - \int e^{-\|x\|} dx + 1 > -\infty.$$

In other words, $\lambda = -\infty$ entails that $\gamma = \infty$.

From now on suppose that $\lambda > -\infty$, and without loss of generality let $L(Q_n) > -\infty$ for all $n \in \mathbb{N}$. We have to show that $\gamma < \infty$ and that $\lambda \leq L(Q)$ with equality if, and only if, $\gamma = \int \|x\| Q(dx)$. To this end we analyze the functions $\psi_n := \psi(\cdot | Q_n)$ and their maxima $M_n := \max_{x \in \mathbb{R}^d} \psi_n(x)$. First of all,

$$(M_n)_n \text{ is bounded.} \quad (9)$$

This can be verified as follows: Since $L(Q_n) = \int \psi_n dQ_n \leq M_n$, the sequence $(M_n)_n$ satisfies $\liminf_{n \rightarrow \infty} M_n \geq \lambda$. With similar arguments as in the proof of Theorem 2.2 one can deduce that $(M_n)_n$ is bounded from above, provided that

$$\limsup_{n \rightarrow \infty} Q_n(C_n) < 1$$

for any sequence of closed and convex sets $C_n \subset \mathbb{R}^d$ with $\lim_n \text{Leb}(C_n) = 0$. To this end recall our proof of Lemma 2.1: There exist a simplex $\Delta = \text{conv}(\tilde{x}_0, \dots, \tilde{x}_d)$ with positive Lebesgue measure and open sets U_0, U_1, \dots, U_d with $Q(U_j) \geq \eta > 0$ for $0 \leq j \leq d$, such that $\tilde{\Delta} \subset C$ for any convex set C with $C \cap U_j \neq \emptyset$ for $0 \leq j \leq d$. But $\liminf_n Q_n(U_j) \geq Q(U_j) \geq \eta$ for all j . Hence $\text{Leb}(C_n) < \text{Leb}(\tilde{\Delta})$ entails that $Q_n(C_n) \leq 1 - \min_{0 \leq j \leq d} Q_n(U_j) \leq 1 - \eta + o(1)$ as $n \rightarrow \infty$.

Another key property of the functions ψ_n is that

$$\liminf_{n \rightarrow \infty} \psi_n(x_o) > -\infty \quad \text{for any } x_o \in \text{interior}(\text{csupp}(Q)). \quad (10)$$

For

$$L(Q_n) = \int \psi_n dQ_n \leq \psi_n(x_o) + (M_n - \psi_n(x_o))h(Q_n, x_o),$$

whence as $n \rightarrow \infty$,

$$\psi_n(x_o) \geq -\frac{\max(M_n, 0) - L(Q_n)}{1 - h(Q_n, x_o)} \geq -\frac{\limsup_{\ell \rightarrow \infty} \max(M_\ell, 0) - \lambda}{1 - h(Q, x_o)} + o(1)$$

by virtue of Lemma 2.13. Combining (6) with (9) we may again deduce that there exist constants a and $b > 0$ such that

$$\psi_n(x) \leq a - b\|x\| \quad \text{for all } n \in \mathbb{N}, x \in \mathbb{R}^d. \quad (11)$$

As in the proof of Theorem 2.2 we can replace $(Q_n)_n$ with a subsequence such that for suitable constants $a, b > 0$ and a function $\tilde{\psi} \in \Phi$ the following conditions are met: $\text{interior}(\text{csupp}(Q)) \subseteq \text{dom}(\tilde{\psi})$ and

$$\begin{aligned} \psi_n(y), \tilde{\psi}(y) &\leq a - b\|y\| \quad \text{for all } y \in \mathbb{R}^d, n \in \mathbb{N}, \\ \lim_{n \rightarrow \infty, x \rightarrow y} \psi_n(x) &= \tilde{\psi}(y) \quad \text{for all } y \in \text{interior}(\text{dom}(\tilde{\psi})) \\ \limsup_{n \rightarrow \infty, x \rightarrow y} \psi_n(x) &\leq \tilde{\psi}(y) \quad \text{for all } y \in \mathbb{R}^d. \end{aligned}$$

In particular,

$$\lambda = \lim_{n \rightarrow \infty} \int \psi_n dQ_n \leq \lim_{n \rightarrow \infty} \int (a - b\|x\|) Q_n(dx) = a - b\gamma,$$

whence

$$\gamma < \infty.$$

Moreover, $\int \exp(\tilde{\psi}(x)) dx = \lim_{n \rightarrow \infty} \int \exp(\psi_n(x)) dx = 1$, by dominated convergence.

By Skorohod's theorem, there exists a probability space $(\Omega, \mathcal{A}, \mathbb{P})$ with random variables $X_n \sim Q_n$ and $X \sim Q$ such that $\lim_{n \rightarrow \infty} X_n = X$ almost surely. Hence Fatou's lemma, applied to the random variables $H_n := a - b\|X_n\| - \psi_n(X_n)$, yields

$$\begin{aligned} \lambda = \lim_{n \rightarrow \infty} \int \psi_n dQ_n &= \lim_{n \rightarrow \infty} \left(\int (a - b\|x\|) dQ_n - \mathbb{E}(H_n) \right) \\ &= a - b\gamma - \liminf_{n \rightarrow \infty} \mathbb{E}(H_n) \\ &\leq a - b\gamma - \mathbb{E} \left(\liminf_{n \rightarrow \infty} H_n \right) \\ &\leq a - b\gamma - \mathbb{E}(a - b\|X\| - \tilde{\psi}(X)) \\ &= b \left(\int \|x\| Q(dx) - \gamma \right) + \int \tilde{\psi}(x) Q(dx) \\ &\leq b \left(\int \|x\| Q(dx) - \gamma \right) + L(Q). \end{aligned}$$

Thus $\lambda < L(Q)$ if $\gamma > \int \|x\| Q(dx)$.

It remains to analyze the case $\gamma = \int \|x\| Q(dx) < \infty$. In this case, $\lambda \leq L(\tilde{\psi}, Q) \leq L(Q)$, and it remains to show that $\lambda \geq L(Q)$ which would entail that $\tilde{\psi}$ equals the unique maximizer $\psi := \psi(\cdot | Q)$ of $L(\cdot, Q)$ over Φ . With the approximations $\psi^{(1)} \geq \psi^{(\epsilon)} \geq \psi$, $0 < \epsilon \leq 1$, introduced in Lemma 4.4, it follows from their Lipschitz-continuity and Lemma 4.6 that

$$\begin{aligned} \lambda = \lim_{n \rightarrow \infty} L(\psi_n, Q_n) &\geq \lim_{n \rightarrow \infty} L(\psi^{(\epsilon)}, Q_n) \\ &= \lim_{n \rightarrow \infty} \int \psi^{(\epsilon)} dQ_n - \int \exp(\psi^{(\epsilon)}(x)) dx + 1 \\ &= \int \psi^{(\epsilon)} dQ - \int \exp(\psi^{(\epsilon)}(x)) dx + 1. \end{aligned}$$

By monotone convergence, applied to the functions $\psi^{(1)} - \psi^{(\epsilon)}$, and dominated convergence, applied to $\exp \circ \psi^{(\epsilon)}$,

$$\lim_{\epsilon \downarrow 0} L(\psi^{(\epsilon)}, Q) = L(\psi, Q),$$

whence $\lambda \geq L(Q)$.

Note that the probability densities $f = \exp \circ \psi$ and $f_n = \exp \circ \psi_n$ obviously satisfy

$$\begin{aligned} \lim_{n \rightarrow \infty, x \rightarrow y} f_n(x) &= f(y) \quad \text{for all } y \in \mathbb{R}^d \setminus \partial\{f > 0\} \\ \limsup_{n \rightarrow \infty, x \rightarrow y} f_n(x) &\leq f(y) \quad \text{for all } y \in \partial\{f > 0\}. \end{aligned}$$

In particular, $(f_n)_n$ converges to f almost everywhere w.r.t. Lebesgue measure, whence $\int |f_n(x) - f(x)| dx \rightarrow 0$.

The only problem is that we established these properties only for a *subsequence* of the original sequence $(Q_n)_n$. But suppose that any of the assertions about the densities f_n would be false. Then one could replace the initial sequence $(Q_n)_n$ from the start with a subsequence such that one of the following three conditions is satisfied:

- (i) $\lim_{n \rightarrow \infty} f_n(x_n) > f(y)$ for some sequence $(x_n)_n$ in \mathbb{R}^d converging to some point y ;
- (ii) $\lim_{n \rightarrow \infty} f_n(x_n) < f(y)$ for some sequence $(x_n)_n$ in \mathbb{R}^d converging to some point $y \in \text{interior}\{f > 0\}$;
- (iii) $\lim_{n \rightarrow \infty} \int |f_n(x) - f(x)| dx > 0$.

Since any of these properties (i-iii) are transmitted to subsequences of $(Q_n)_n$, we would obtain a contradiction. \square

Proof of Theorem 2.15. The assertions of this theorem are essentially covered by Theorem 4.5 as long as $Q \in \mathcal{Q}_o \cap \mathcal{Q}^1$. It only remains to show that $L(Q_n) \rightarrow \infty$ if $D_1(Q_n, Q) \rightarrow 0$ for some $Q \in \mathcal{Q}^1 \setminus \mathcal{Q}_o$. Thus $\int \|x\| Q(dx) < \infty$ and $Q(H) = 1$ for a hyperplane $H = \{x \in \mathbb{R}^d : u^\top x = r\}$ with a unit vector $u \in \mathbb{R}^d$ and some $r \in \mathbb{R}$. For $k \geq 1$ we define $\phi_k \in \Phi$ via

$$\phi_k(x) := -\|a_k + B_k x\| + \log(k),$$

where $B_k := I - uu^\top + kuu^\top$ is a real, $d \times d$ matrix and $a_k := -kru$. Note that $\det(B_k) = k$ and $\phi_k(x) = \log(k) - \|x\|$ for $x \in H$. Thus

$$\begin{aligned} L(\phi_k, Q_n) \rightarrow L(\phi_k, Q) &= \log(k) - \int \|x\| Q(dx) + \int e^{\phi_k(x)} dx \\ &= \log(k) - \int \|x\| Q(dx) + \int e^{-\|x\|} dx. \end{aligned}$$

Clearly the right hand side tends to infinity as $k \rightarrow \infty$, so $\lim_{n \rightarrow \infty} L(Q_n) = \infty$. \square

Calculations for Remark 2.17. Denoting $\psi_n(\pm 1)$ and $\psi_n(\pm(n+1))$ with a_n and b_n , respectively,

$$\begin{aligned} L(\psi_n, Q_n) &= (1 - n^{-1})a_n + n^{-1}b_n \\ &\quad - 2 \exp(a_n) - 2 \exp(a_n) \int_0^n \exp(-(a_n - b_n)u/n) du + 1 \\ &= a_n - n^{-1}c_n - 2 \exp(a_n)(1 + nh(c_n)) + 1, \end{aligned}$$

where $c_n := a_n - b_n \geq 0$ and $h(c) := \int_0^1 e^{-cu} du = c^{-1}(1 - e^{-c})$ with $h(0) := 1$. Differentiating with respect to a_n , we see that $\exp(a_n) = 2^{-1}(1 + nh(c_n))^{-1}$, so that

$$L(\psi_n, Q_n) = -\log(2) - n^{-1}c_n - \log(1 + nh(c_n)).$$

Since h is decreasing, for $0 \leq c \leq \log n$,

$$\begin{aligned} n^{-1}c + \log(1 + nh(c)) &\geq \log(1 + nh(\log n)) \\ &= \log(1 + (n-1)/\log n) \rightarrow \infty. \end{aligned}$$

On the other hand, for $c = tn$ with $t > 0$,

$$\begin{aligned} n^{-1}c + \log(1 + nh(c)) &= t + \log(1 + (1 - \exp(-tn))t^{-1}) \\ &= t + \log(1 + t^{-1}) + \log(1 - \exp(-tn))/(t+1) \\ &= t + \log(1 + t^{-1}) + o(1) \end{aligned}$$

uniformly in $t \geq n^{-1} \log n$. Elementary calculations show that $0 < t \mapsto t + \log(1 + 1/t)$ has a unique minimum at $\kappa = (5^{1/2} - 1)/2$. Hence $c_n = (\kappa + o(1))n$, so that

$$\begin{aligned} L(\psi_n, Q_n) &\rightarrow -\log(2) - \kappa - \log(1 + \kappa^{-1}), \\ a_n &= -\log(2) - \log(1 + nh(c_n)) \\ &\rightarrow -\log(2) - \log(1 + \kappa^{-1}), \\ \psi_n(x) &\rightarrow -\log(2) - \log(1 + \kappa^{-1}) - \kappa(|x| - 1)^+. \end{aligned}$$

Moreover, the densities $f = \exp \circ \psi$ and $f_n = \exp \circ \psi_n$ satisfy

$$\begin{aligned} \int |f_n(x) - f(x)| dx &= 2 \int (f_n(x) - f(x))^+ dx = 4 \exp(a_n) nh(c_n) \\ &= 2nh(c_n)/(1 + nh(c_n)), \end{aligned}$$

and this converges to $2/(\kappa + 1)$. \square

4.2. Proofs for Section 3

Proof of Lemma 3.1. We may assume that $Q \in \mathcal{Q}_o$ because otherwise the assertion is trivial (with the convention that $\log(0) := -\infty$). By definition of a

median of Q , there exist two probability measures Q_l on $(-\infty, \text{Med}(Q)]$ and Q_r on $[\text{Med}(Q), \infty)$ such that $Q = 2^{-1}(Q_l + Q_r)$. With

$$\mu_l := \int x Q_l(dx) \leq \text{Med}(Q) \leq \int x Q_r(dx) =: \mu_r,$$

it follows from $Q \in \mathcal{Q}_o \cap \mathcal{Q}^1$ that

$$0 < \mu_r - \mu_l = 2 \int |x - \text{Med}(Q)| Q(dx) < \infty.$$

For any $\phi \in \Phi$ it follows from Jensen's inequality that

$$\int \phi dQ = 2^{-1} \left(\int \phi dQ_l + \int \phi dQ_r \right) \leq 2^{-1} (\phi(\mu_l) + \phi(\mu_r)) = \int \phi dQ_o$$

with the discrete distribution $Q_o := \text{Unif}\{\mu_l, \mu_r\}$. Thus $L(Q) \leq L(Q_o) = -\log(\mu_r - \mu_l)$, because one easily verifies that $\psi(x | Q_o)$ equals $-\log(\mu_r - \mu_l)$ for $x \in [\mu_l, \mu_r]$ and $-\infty$ otherwise.

The second asserted inequality is just a consequence of

$$\begin{aligned} \int |x - \mu(Q)| Q(dx) &\leq \int |x - \text{Med}(Q)| Q(dx) + |\mu(Q) - \text{Med}(Q)| \\ &\leq 2 \int |x - \text{Med}(Q)| Q(dx). \end{aligned} \quad \square$$

Proof of Theorem 3.2. Note that $\mathbf{v} \mapsto \hat{Q}_{\mathbf{v}}$ defines a continuous mapping from \mathbb{R}^n into the space of probability distributions on \mathbb{R} with finite first moment, equipped with Mallows' distance D_1 . Moreover, by our assumption that $\mathbf{Y} \notin \mathcal{M}(\mathbf{x})$, none of the distributions $\hat{Q}_{m(\mathbf{x})}$, $m \in \mathcal{M}$, degenerates to a Dirac measure. According to Theorem 2.15, the mapping $\mathbf{v} \mapsto L(\hat{Q}_{\mathbf{v}})$ is thus continuous from $\mathcal{M}(\mathbf{x})$ into \mathbb{R} .

When proving existence of a maximizer, as explained in Subsection 3.1, we may restrict our attention to the closed subset

$$\mathcal{M}(\mathbf{x}, \bar{Y}) := \left\{ \mathbf{v} \in \mathcal{M}(\mathbf{x}) : \bar{v} = \bar{Y} \right\}$$

of $\mathcal{M}(\mathbf{x})$, where generally \bar{v} denotes the arithmetic mean $n^{-1} \sum_{i=1}^n w_i$ for a vector $\mathbf{w} \in \mathbb{R}^n$. But for $\mathbf{v} \in \mathcal{M}(\mathbf{x}, \bar{Y})$,

$$\int |x - \mu(\hat{Q}_{\mathbf{v}})| \hat{Q}_{\mathbf{v}}(dx) = \frac{1}{n} \sum_{i=1}^n |Y_i - v_i| \geq \frac{1}{n} \sum_{i=1}^n |v_i| - \frac{1}{n} \sum_{i=1}^n |Y_i|,$$

and the right hand side tends to infinity as $\|\mathbf{v}\| \rightarrow \infty$. Thus it follows from Lemma 3.1 that

$$L(\hat{Q}_{\mathbf{v}}) \rightarrow -\infty \quad \text{as } \|\mathbf{v}\| \rightarrow \infty, \mathbf{v} \in \mathcal{M}(\mathbf{x}, \bar{Y}),$$

and this coercivity, combined with continuity of $\mathbf{v} \mapsto L(\hat{Q}_{\mathbf{v}})$ and $\mathcal{M}(\mathbf{x}, \bar{Y})$ being closed, yields the existence of a maximizer. \square

Proof of Theorem 3.5. For any hyperplane $H \subset \mathbb{R}^d$,

$$Q \star R(H) = \int Q(H - y) R(dy) < 1,$$

and

$$\begin{aligned} \int \|z\| (Q \star R)(dz) &= \int \int \|x + y\| Q(dx) R(dy) \\ &\leq \int \|x\| Q(dx) + \int \|y\| R(dy) < \infty. \end{aligned}$$

Thus $Q \star R$ belongs to $\mathcal{Q}_o \cap \mathcal{Q}^1$. Moreover, by affine equivariance (Remark 2.4),

$$L(Q \star R) = L((Q \star R) \star \delta_{-a}) = L(Q \star (R \star \delta_{-a}))$$

for any $a \in \mathbb{R}^d$. Setting $a := \int y R(dy)$ we may and do assume that $\int y R(dy)$ equals 0.

Now let $\psi := \psi(\cdot | Q)$ and $\tilde{\psi} := \psi(\cdot | Q \star R)$. Then

$$L(Q \star R) = \int \int \tilde{\psi}(x + y) Q(dx) R(dy) = \int \tilde{\psi}_R dQ,$$

where

$$\tilde{\psi}_R(x) := \int \tilde{\psi}(x + y) R(dy) \leq \tilde{\psi}(x)$$

by Jensen's inequality. Hence

$$L(Q \star R) \leq \int \tilde{\psi} dQ = L(\tilde{\psi}, Q) \leq L(Q).$$

Now suppose that $L(Q \star R) = L(Q)$, so in particular, $\tilde{\psi} = \psi$. It follows from $\tilde{\psi}_R \leq \tilde{\psi} \in \Phi$ and Fatou's lemma that $\tilde{\psi}_R \in \Phi$ with $\int \exp(\tilde{\psi}_R(x)) dx \leq \int \exp(\tilde{\psi}(x)) dx = 1$. Thus

$$L(Q) = L(Q \star R) \leq L(\tilde{\psi}_R, Q) \leq L(Q),$$

i.e. $\tilde{\psi}_R = \psi = \tilde{\psi}$, and

$$\psi(x) = \int \psi(x + y) R(dy) \quad \text{for all } x \in \mathbb{R}^d. \quad (12)$$

It remains to be shown that (12) entails $R = \delta_0$. Note that $K := \{x \in \mathbb{R}^d : \psi(x) = M_o\}$ with $M_o := \max_{y \in \mathbb{R}^d} \psi(y)$ defines a compact set. Hence for any unit vector $u \in \mathbb{R}^d$ there exists a vector $x(u) \in K$ such that $u^\top x(u) \geq u^\top x$ for all $x \in K$. But then $\psi(x(u) + y) < M_o$ for all $y \in \mathbb{R}^d$ with $u^\top y > 0$. Hence

$$M_o = \psi(x(u)) = \int \psi(x(u) + y) R(dy)$$

implies that $R\{y : u^\top y > 0\} = 0$. Since u is an arbitrary unit vector, this entails that $\text{csupp}(R) = \{0\}$, i.e. $R = \delta_0$. \square

Proof of Theorem 3.6. Assumptions (A.2-3) imply that the empirical distribution $\hat{Q}_n := \hat{Q}_{n, \mu_n}$ of the true errors ϵ_{ni} satisfies both $D_{BL}(\hat{Q}_n, Q) \rightarrow_p 0$ and $\int |t| \hat{Q}_n(dt) \rightarrow_p \int |t| Q(dt)$. Thus $D_1(\hat{Q}_n, Q) \rightarrow_p 0$.

To verify the assertions of the theorem it suffices to consider a sequence of *fixed* vectors $\epsilon_n = (\epsilon_{ni})_{i=1}^n \in \mathbb{R}^n$ such that for a constant $c > 0$ to be specified later,

$$D_1(\hat{Q}_n, Q) + \sup_{m \in \mathcal{M}: \|(m - \mu_n)(\mathbf{x}_n)\|_n \leq c} D_{BL}(\hat{Q}_{n,m}, Q_{n,m}) \rightarrow 0. \quad (13)$$

Our goal is to show that $(\hat{f}_n, \hat{\mu}_n)$, viewed as a function of ϵ_n and thus fixed, too, is well-defined for sufficiently large n with

$$\int |\hat{f}_n(x) - f(x)| dx \rightarrow 0 \quad \text{and} \quad \|(\hat{\mu}_n - \mu_n)(\mathbf{x}_n)\|_n \rightarrow 0. \quad (14)$$

Note that we replaced f_n with $f = \exp \circ \psi(\cdot | Q)$ because $\int |f_n(x) - f(x)| dx$ tends to 0.

We know already that we have to restrict our attention to the set $\hat{\mathcal{M}}_n$ of all $m \in \mathcal{M}_n$ such that $\int t \hat{Q}_{n,m}(dt) = 0$, i.e. $\int t R_{(\mu_n - m)(\mathbf{x}_n)}(dt) = -\int t \hat{Q}_n(dt)$ converges to 0. Since $\{m(\mathbf{x}_n) : m \in \hat{\mathcal{M}}_n\}$ is a closed subset of \mathbb{R}^n by (A.1), we may argue as in the proof of Theorem 3.2 that a maximizer $\hat{\mu}_n$ of $L(\hat{Q}_{n,m})$ over all $m \in \hat{\mathcal{M}}_n$ does exist. It is possible that $L(\hat{Q}_{n, \hat{\mu}_n}) = \infty$, but if we can show that $D_1(\hat{Q}_{n, \hat{\mu}_n}, Q) \rightarrow 0$, then \hat{f}_n exists for sufficiently large n , too. Thus we may rephrase (14) as

$$D_1(\hat{M}_n, Q) \rightarrow 0 \quad \text{and} \quad \int |t| \hat{R}_n(dt) \rightarrow 0, \quad (15)$$

where $\hat{M}_n := \hat{Q}_{n, \hat{\mu}_n}$ and $\hat{R}_n := R_{(\mu_n - \hat{\mu}_n)(\mathbf{x}_n)}$.

Note first that $\hat{\mu}_n := \mu_n + \int t \hat{Q}_n(dt)$ belongs to $\hat{\mathcal{M}}_n$, whence

$$L(\hat{M}_n) \geq L(\hat{Q}_{n, \hat{\mu}_n}) = L(\hat{Q}_n) \rightarrow L(Q) \quad (16)$$

by Theorem 2.15. On the other hand

$$\int |t| \hat{M}_n(dt) = \frac{1}{n} \sum_{i=1}^n |\epsilon_{ni} + (\mu_n - \hat{\mu}_n)(x_{ni})| \geq \int |t| \hat{R}_n(dt) - \int |t| \hat{Q}_n(dt).$$

Thus by Lemma 3.1, $\hat{\mu}_n$ satisfies

$$\int |t| \hat{R}_n(dt) \leq c$$

for sufficiently large $n \in \mathbb{N}$, provided that

$$c > \int |t| Q(dt) + \exp(-L(Q)).$$

In particular,

$$D_{BL}(\hat{M}_n, Q_n \star \hat{R}_n) = D_{BL}(\hat{M}_n, Q_{n, \hat{\mu}_n}) \rightarrow 0.$$

Since $D_{BL}(Q_n \star \hat{R}_n, Q \star \hat{R}_n) \leq D_{BL}(Q_n, Q) \rightarrow 0$, we know that even

$$D_{BL}(\hat{M}_n, Q \star \hat{R}_n) \rightarrow 0.$$

Since $(\hat{R}_n)_n$ is tight, to verify (15) we may consider a subsequence $(\hat{R}_{n(k)})_k$ that converges weakly to some distribution R as $k \rightarrow \infty$. Then $\hat{M}_{n(k)} \rightarrow_w Q \star R$, so

$$\limsup_{k \rightarrow \infty} L(\hat{M}_{n(k)}) \leq L(Q \star R) \leq L(Q)$$

by Theorems 2.14 and 3.5. Because of (16) we even know that $L(\hat{M}_{n(k)}) \rightarrow L(Q \star R) = L(Q)$ as $k \rightarrow \infty$. Consequently, we may deduce from Theorems 2.14 and 3.5 that

$$\lim_{k \rightarrow \infty} D_1(\hat{M}_{n(k)}, Q \star R) = 0 \quad \text{and} \quad R = \delta_a \text{ for some } a \in \mathbb{R}.$$

It remains to be shown that $a = 0$ and $\lim_{k \rightarrow \infty} \int |t| \hat{R}_{n(k)}(dt) = 0$. To this end we write $\mathbf{v}_n := (\mu_n - \hat{\mu}_n)(\mathbf{x}_n)$. We obtain for arbitrary $r > 0$ and $n \in \mathbb{N}$ that

$$\begin{aligned} \int |t| \hat{M}_n(dt) &= \int \min(|t|, r) \hat{M}_n(dt) + \frac{1}{n} \sum_{i=1}^n (|\epsilon_{ni} + v_{ni}| - r)^+ \\ &\geq \int \min(|t|, r) \hat{M}_n(dt) + \frac{1}{n} \sum_{i=1}^n (|v_{ni}| - |\epsilon_{ni}| - r)^+ \\ &\geq \int \min(|t|, r) \hat{M}_n(dt) + \int (|t| - 2r)^+ \hat{R}_n(dt) \\ &\quad - \int (|t| - r)^+ \hat{Q}_n(dt) \\ &= \int \min(|t|, r) \hat{M}_n(dt) + \int |t| \hat{R}_n(dt) \\ &\quad - \int \min(|t|, 2r) \hat{R}_n(dt) - \int (|t| - r)^+ \hat{Q}_n(dt). \end{aligned}$$

Hence $\int |t| \hat{R}_{n(k)}(dt)$ is not greater than

$$\begin{aligned} &\int \min(|t|, 2r) \hat{R}_{n(k)}(dt) + \int (|t| - r)^+ \hat{M}_{n(k)}(dt) + \int (|t| - r)^+ \hat{Q}_{n(k)}(dt) \\ &\rightarrow \int \min(|t|, 2r) R(dt) + \int (|t| - r)^+ Q \star R(dt) + \int (|t| - r)^+ Q(dt) \end{aligned}$$

as $k \rightarrow \infty$. As $r \uparrow \infty$, the limit on the right hand side converges to $\int |t| R(dt) = |a|$. Consequently, $\lim_{k \rightarrow \infty} D_1(\hat{R}_{n(k)}, R) = 0$. But then $0 = \lim_{k \rightarrow \infty} \int t \hat{R}_{n(k)}(dt)$ coincides with $\int t R(dt) = a$. \square

In our proofs of Theorems 3.7 and 3.8 we utilize a simple inequality for the bounded Lipschitz distance in terms of the Kolmogorov–Smirnov distance

$$D_{KS}(Q, Q') := \sup_{t \in \mathbb{R}} |(Q' - Q)((-\infty, t])|$$

of two distributions $Q, Q' \in \mathcal{Q}(1)$:

Lemma 4.7. *Let Q and Q' be distributions on the real line. Then for arbitrary $r > 0$,*

$$D_{BL}(Q, Q') \leq 4Q(\mathbb{R} \setminus (-r, r]) + 4(r+1)D_{KS}(Q, Q').$$

Proof of Lemma 4.7. Any function $h \in \mathcal{H}_{BL}$ is absolutely continuous in the sense that $h(y) - h(x) = \int_x^y h'(t) dt$ for arbitrary $x, y \in \mathbb{R}$ with a measurable function $h' : \mathbb{R} \rightarrow [-1, 1]$. Thus

$$\begin{aligned} \left| \int h d(Q' - Q) \right| &= \left| \int (h(x) - h(-r)) (Q' - Q)(dx) \right| \\ &\leq 2(Q + Q')(\mathbb{R} \setminus (-r, r]) + \left| \int_{(-r, r]} \int_{-r}^r 1\{t < x\} h'(t) dt (Q' - Q)(dx) \right| \\ &= 2(Q + Q')(\mathbb{R} \setminus (-r, r]) + \left| \int_{-r}^r h'(t) (Q' - Q)((t, r]) dt \right| \\ &\leq 4Q(\mathbb{R} \setminus (-r, r]) + 4D_{KS}(Q, Q') + 4rD_{KS}(Q, Q'), \end{aligned}$$

because $|(Q' - Q)((a, b])| \leq 2D_{KS}(Q, Q')$ for arbitrary $a < b$. \square

Proof of Theorem 3.7. A key insight is that the empirical distributions $\hat{Q}_{n,m}$ are close to their expectations $Q_{n,m}$ with respect to Kolmogorov–Smirnov distance, uniformly over all $m \in \mathcal{M}_n$. Namely,

$$\begin{aligned} &\sup_{m \in \mathcal{M}_n, r \in \mathbb{R}} |(\hat{Q}_{n,m} - Q_{n,m})((-\infty, r])| \\ &= \sup_{b \in \mathbb{R}^{q(n)}, s \in \mathbb{R}} \left| \frac{1}{n} \sum_{i=1}^n (1\{Y_{ni} - b^\top x_{ni} \leq s\} - \Pr(Y_{ni} - b^\top x_{ni} \leq s)) \right| \\ &\leq \sup_{H \in \mathcal{H}_n} |(\hat{M}_n - M_n)(H)|, \end{aligned}$$

where \mathcal{H}_n denotes the family of all closed half-spaces in $\mathbb{R}^{q(n)+1}$ while

$$\hat{M}_n := \frac{1}{n} \sum_{i=1}^n \delta_{(Y_{ni}, x_{ni}^\top)^\top}$$

and $M_n := \mathbb{E}\hat{M}_n$ are probability measures on $\mathbb{R}^{q(n)+1}$. Now we utilize well-known results from empirical process theory: \mathcal{H}_n is a Vapnik–Červonenkis class with VC-dimension $q(n) + 3$, and \hat{M}_n is the arithmetic mean of n independent random probability measures. Thus

$$\mathbb{E} \sup_{m \in \mathcal{M}_n} D_{KS}(\hat{Q}_{n,m}, Q_{n,m}) \leq C \sqrt{\frac{q(n) + 3}{n}}$$

for some universal constant C ; see (Pollard, 1990, Theorems 2.2 and 3.5) and (van der Vaart and Wellner, 1996, Theorem 2.6.4 and Lemma 2.6.16).

Since for fixed $c > 0$ the family $\{Q_{n,m} : n \in \mathbb{N}, m \in \mathcal{M}_n \text{ with } \|(m - \mu_n)(\mathbf{x}_n)\|_n \leq c\}$ is tight, the previous finding, combined with Lemma 4.7, implies that

$$\lim_{n \rightarrow \infty} \mathbb{E} \sup_{m \in \mathcal{M}_n : \|(m - \mu_n)(\mathbf{x}_n)\|_n \leq c} D_{BL}(\hat{Q}_{n,m}, Q_{n,m}) = 0. \quad \square$$

Proof of Theorem 3.8. Since $\|\mu_n(\mathbf{x}_n)\|_n = O(1)$ by assumption, it suffices to show that for any fixed $c > 0$,

$$\sup_{m \in \mathcal{M}_n : \|m(\mathbf{x}_n)\|_n \leq c} D_{BL}(\hat{Q}_{n,m}, Q_{n,m}) \rightarrow_p 0. \quad (17)$$

One can easily show that for arbitrary $m, \tilde{m} \in \mathcal{M}_n$ and $h \in \mathcal{H}_{BL}$,

$$\left. \begin{array}{l} \left| \int h d(Q_{n,m} - Q_{n,\tilde{m}}) \right| \\ \left| \int h d(\hat{Q}_{n,m} - \hat{Q}_{n,\tilde{m}}) \right| \end{array} \right\} \leq d_n((m - \tilde{m})(\mathbf{x}_n))$$

with $d_n(\mathbf{v}) := n^{-1} \sum_{i=1}^n \min(|v_i|, 2)$. That means, both $D_{BL}(Q_{n,m}, Q_{n,\tilde{m}})$ and $D_{BL}(\hat{Q}_{n,m}, \hat{Q}_{n,\tilde{m}})$ are not greater than $d_n((m - \tilde{m})(\mathbf{x}_n))$. Suppose that the following assumption is satisfied:

(A.4) For each n there exist a linear subspace \mathbb{V}_n of \mathbb{R}^n with dimension $q(n)$ and a constant $\delta(n) > 0$ such that $q(n)/n \rightarrow 0$, $\delta(n) \rightarrow 0$, and for each $m \in \mathcal{M}_n$ there exists a $\tilde{\mathbf{v}} \in \mathbb{V}_n$ with

$$\|\tilde{\mathbf{v}}\|_n \leq \|m(\mathbf{x}_n)\|_n \quad \text{and} \quad d_n(\tilde{\mathbf{v}} - m(\mathbf{x}_n)) \leq \delta(n)(\|m(\mathbf{x}_n)\|_n + 1).$$

This assumption implies that

$$\begin{aligned} & \sup_{m \in \mathcal{M}_n : \|m(\mathbf{x}_n)\|_n \leq c} D_{BL}(\hat{Q}_{n,m}, Q_{n,m}) \\ & \leq 2\delta(n)(c + 1) + \sup_{\mathbf{v} \in \mathbb{V}_n : \|\mathbf{v}\|_n \leq c} D_{BL}(\hat{Q}_{n,\mathbf{v}}, Q_{n,\mathbf{v}}), \end{aligned}$$

where $\hat{Q}_{n,\mathbf{v}} := n^{-1} \sum_{i=1}^n \delta_{Y_{ni} - v_i}$ and $Q_{n,\mathbf{v}} = \mathbb{E}\hat{Q}_{n,\mathbf{v}}$. Since

$$\int |y| Q_{n,\mathbf{v}}(dy) = \frac{1}{n} \sum_{i=1}^n \mathbb{E}|Y_{ni} - v_i| \leq \int |y| Q_n(dy) + \|\mu_n(\mathbf{x}_n)\|_n + \|\mathbf{v}\|_n,$$

Lemma 4.7 entails that (17) is a consequence of

$$\mathbb{E} \sup_{\mathbf{v} \in \mathbb{V}_n} D_{KS}(\hat{Q}_{n,\mathbf{v}}, Q_{n,\mathbf{v}}) \rightarrow 0. \quad (18)$$

But the latter claim follows again from empirical process theory: Let $\mathbf{B}_n = (b_{nij})_{i,j}$ be an $n \times q(n)$ matrix whose columns form a basis of \mathbb{V}_n , and let $\mathbf{v} = \mathbf{B}_n \lambda$ for some $\lambda \in \mathbb{R}^{q(n)}$. Then

$$\hat{Q}_{n,\mathbf{v}}((-\infty, r]) = \frac{1}{n} \sum_{i=1}^n \mathbf{1} \left\{ Y_{ni} - \sum_{j=1}^{q(n)} b_{nij} \lambda_j \leq r \right\} = \hat{M}_n(H_{n,\lambda,r})$$

with a suitable closed halfspace $H_{n,\lambda,r} \subseteq \mathbb{R}^{q(n)+1}$ and the empirical distribution \hat{M}_n of the random points $(Y_{ni}, b_{ni1}, \dots, b_{niq(n)})^\top \in \mathbb{R}^{q(n)+1}$. Consequently, the expected value in (18) is bounded by a universal constant times $((q(n) + 3)/n)^{1/2}$.

It remains to verify assumption (A.4) in case of isotonic regression. Without loss of generality let $x_{n1} \leq x_{n2} \leq \dots \leq x_{nn}$. Then $\mathcal{M}_n(\mathbf{x}_n)$ is contained in the cone \mathbb{K}_n of all vectors in \mathbb{R}^n with non-decreasing components. For $n \geq 3$ let $I_{n1}, I_{n2}, \dots, I_{nq(n)}$ be a partition of $\{1, 2, \dots, n\}$ into index intervals $I_{nj} = \{a_{nj}, a_{n,j} + 1, \dots, b_{nj}\}$ with $b_{nj} < a_{n,j+1}$ if $1 \leq j < q(n)$ such that

$$\#I_{n2} = \#I_{n3} = \dots = \#I_{n,q(n)-1} = k(n),$$

$$k(n) \rightarrow \infty, \quad \frac{k(n)}{\#I_{n1}} + \frac{k(n)}{\#I_{nq(n)}} \rightarrow 0, \quad \frac{\#I_{n1} + \#I_{nq(n)}}{n} \rightarrow 0.$$

Since $n \geq q(n)k(n)$ for sufficiently large n , these conditions entail that $q(n)/n \rightarrow 0$. For $\mathbf{v} \in \mathbb{K}_n$ we define $\tilde{\mathbf{v}}$ as follows: For $i \in I_{nj}$ let

$$\tilde{v}_i := \begin{cases} v_{a_{nj}} & \text{if } v_{a_{nj}} > 0, \\ v_{b_{nj}} & \text{if } v_{b_{nj}} < 0, \\ 0 & \text{if } v_{a_{nj}} \leq 0 \leq v_{b_{nj}}. \end{cases}$$

Obviously this vector $\tilde{\mathbf{v}}$ belongs to the $q(n)$ -dimensional vector space \mathbb{V}_n of all vectors whose components are constant on each index interval I_{nj} , $1 \leq j \leq q(n)$. Since $|\tilde{v}_i| \leq |v_i|$ for all indices i , we have $\|\tilde{\mathbf{v}}\|_n \leq \|\mathbf{v}\|_n$. Moreover,

$$d_n(\tilde{\mathbf{v}} - \mathbf{v}) \leq \frac{2(\#I_{n1} + \#I_{nq(n)})}{n} + \frac{1}{n} \sum_{j=2}^{q(n)-1} \sum_{i \in I_{nj}} |\tilde{v}_i - v_i|.$$

By construction of $\tilde{\mathbf{v}}$, for $2 \leq j < q(n)$,

$$\begin{aligned} \sum_{i \in I_{nj}} |\tilde{v}_i - v_i| &\leq \sum_{i \in I_{nj}} v_i^+ - 1\{j > 2\} \sum_{i \in I_{n,j-1}} v_i^+ \\ &\quad + \sum_{i \in I_{nj}} v_i^- - 1\{j < q(n) - 1\} \sum_{i \in I_{n,j+1}} v_i^-. \end{aligned}$$

For instance, if $v_{a_{nj}} > 0$, then

$$\sum_{i \in I_{nj}} |\tilde{v}_i - v_i| = \sum_{i \in I_{nj}} v_i^+ - k(n)v_{a_{nj}}^+ \leq \sum_{i \in I_{nj}} v_i^+ - 1\{j > 2\} \sum_{i \in I_{n,j-1}} v_i^+,$$

while $v_i^- = 0$ for $i \in I_{nj} \cup I_{n,j+1}$. The cases $v_{b_{nj}} < 0$ and $v_{a_{nj}} \leq 0 \leq v_{b_{nj}}$ may

be treated similarly. Consequently,

$$\begin{aligned}
\sum_{j=2}^{q(n)-1} \sum_{i \in I_{n_j}} |\tilde{v}_i - v_i| &\leq \sum_{i \in I_{n_2}} v_i^- + \sum_{i \in I_{n, q(n)-1}} v_i^+ \\
&\leq \frac{k(n)}{\#I_{n_1}} \sum_{i \in I_{n_1}} v_i^- + \frac{k(n)}{\#I_{nq(n)}} \sum_{i \in I_{nq(n)}} v_i^+ \\
&\leq n \|\mathbf{v}\|_n \max\left(\frac{k(n)}{\#I_{n_1}}, \frac{k(n)}{\#I_{nq(n)}}\right).
\end{aligned}$$

It follows that $d_n(\tilde{\mathbf{v}} - \mathbf{v}) \leq \delta(n)(\|\mathbf{v}\|_n + 1)$ with $\delta(n)$ being the maximum of the three numbers $2(\#I_{n_1} + \#I_{nq(n)})/n$, $k(n)/\#I_{n_1}$ and $k(n)/\#I_{nq(n)}$. \square

Proof of the statements in Example 3.9. Let

$$\psi_\theta := \psi(\cdot | \theta) := \arg \max_{\phi \in \Phi} \hat{\Lambda}(\phi, m_\theta).$$

For $\theta = 1/2$ the three residuals are $-1/2$, 0 , and $+1/2$. We know by the general form of log-concave maximum likelihood density estimates (Dümbgen and Rufibach, 2009, Theorem 2.1) that $\psi_{1/2} > -\infty$ only on $[-1/2, 1/2]$, with $\psi_{1/2}$ taking values x, y, z at the points $-1/2, 0, 1/2$, respectively, and being linear in between. The log-likelihood for any such function ψ takes the form

$$\begin{aligned}
\tilde{\Lambda}(x, y, z) &:= \hat{\Lambda}(\psi, m_{1/2}) \\
&= \frac{1}{3}(x + y + z) - \int_{-1/2}^0 \exp(-2ux + (2u + 1)y) du \\
&\quad - \int_0^{1/2} \exp((1 - 2u)y + 2uz) du + 1 \\
&= \frac{1}{3}(x + y + z) - \frac{1}{2}(J(x, y) + J(y, z)) + 1,
\end{aligned}$$

where

$$J(r, s) = \int_0^1 \exp((1 - u)r + us) du = \begin{cases} \frac{\exp(s) - \exp(r)}{s - r} & \text{if } r \neq s \\ \exp(r) & \text{if } r = s \end{cases}$$

is the auxiliary function from Dümbgen, Hüsler and Rufibach (2007). This function is known to be infinitely differentiable and convex, so that $\tilde{\Lambda}$ is infinitely differentiable and concave. From $\frac{d}{dr}J(0, 0) = \frac{d}{ds}J(0, 0) = 1/2$ we obtain that $\nabla \tilde{\Lambda}(0, 0, 0) = 12^{-1}(1, -2, 1)^\top$. Therefore any directional derivative of $\tilde{\Lambda}$ into the half-space $H_{\text{conc}} = \{(x, y, z) \in \mathbb{R}^3; y - x \geq z - y\} = \{(x, y, z) \in \mathbb{R}^3; x - 2y + z \leq 0\}$ at its boundary point $(0, 0, 0)^\top$ is non-positive. By the concavity of $\tilde{\Lambda}$ it follows that $\exp \circ \psi_{1/2} = 1_{[-1/2, 1/2]}$ and $\hat{\Lambda}(1/2) = 0$.

For $\theta \in \{0, 1\}$ it is easily seen by symmetry considerations that $\psi_1(u) = \psi_0(-u)$ for every $u \in \mathbb{R}$ and hence $\hat{\Lambda}(0) = \hat{\Lambda}(1)$. We examine the case $\theta = 0$

with residuals 0, 0 and 1. Thus $\psi_0 > -\infty$ only on $[0, 1]$, with ψ_0 taking values x and y at the points 0 and 1, respectively, and being linear in between. The log-likelihood for any such function ψ takes the form

$$\tilde{\Lambda}(x, y) := \Lambda(\psi; m_0) = \frac{1}{3}(2x + y) - J(x, y).$$

Thus

$$\hat{\Lambda}(0) \geq \tilde{\Lambda}(1, -1) = \frac{4}{3} - \sinh(1) \geq 0.158. \quad \square$$

Acknowledgements Constructive comments by an associate editor and two referees are gratefully acknowledged.

References

- ANDERSON, T. W. (1955). The integral of a symmetric unimodal function over a symmetric convex set and some probability inequalities. *Proc. Amer. Math. Soc.* **6** 170-176.
- ARDIA, D. and MULLEN, K. (2010). DEoptim: Global optimization by differential evolution R package version 2.0.5.
- AYER, M., BRUNK, H. D., EWING, G. M., REID, W. T. and SILVERMAN, E. (1955). An empirical distribution function for sampling with incomplete information. *Ann. Math. Statist.* **26** 641-647.
- BAGNOLI, M. and BERGSTROM, T. (2005). Log-concave probability and its applications. *Econometric Theory* **26** 445-469.
- BALABDAOUI, F., RUFIBACH, K. and WELLNER, J. A. (2009). Limit distribution theory for maximum likelihood estimation of a log-concave density. *Ann. Statist.* **37** 1299-1331.
- BARLOW, R. E., BARTHOLOMEW, D. J., BREMNER, J. M. and BRUNK, H. D. (1972). *Statistical inference under order restrictions. The theory and application of isotonic regression.* John Wiley & Sons, London-New York-Sydney Wiley Series in Probability and Mathematical Statistics. [MR0326887 \(48 #5229\)](#)
- BERAN, R. and MILLAR, P. W. (1987). Stochastic estimation and testing. *Ann. Statist.* **15** 1131-1154.
- BICKEL, P. J. and FREEDMAN, D. A. (1981). Some Asymptotic Theory for the Bootstrap. *Ann. Statist.* **9** 1196-1217.
- CULE, M. L. and SAMWORTH, R. J. (2010a). Theoretical properties of the log-concave maximum likelihood estimator of a multidimensional density. *Electronic J. Statist.* **4** 254-270. Available at <http://arxiv.org/abs/0908.4400>
- CULE, M. L., SAMWORTH, R. J. and STEWART, M. I. (2010b). Maximum likelihood estimation of a multidimensional log-concave density (with discussion). *J. Roy. Statist. Soc., Ser. B* **72** to appear. Available at <http://arxiv.org/abs/0804.3989>
- DOKSUM, K., OZEKI, A., KIM, J. and NETO, E. C. (2007). Thinking outside the box: statistical inference based on Kullback-Leibler empirical projections. *Statist. Probab. Letters* **77** 1201-1213.

- DONOHU, D. L. and GASKO, M. (1992). Breakdown properties of location estimates based on halfspace depth and projected outlyingness. *Annals of Statistics* **20** 1803-1827.
- DÜMBGEN, L., HÜSLER, A. and RUFIBACH, K. (2007). Active set and EM algorithms for log-concave densities based on complete and censored Data Technical report report No. 61, IMSV, University of Bern. Available at <http://arxiv.org/abs/0707.4643>
- DÜMBGEN, L. and RUFIBACH, K. (2009). Maximum likelihood estimation of a log-concave density and its distribution function: basic properties and uniform consistency. *Bernoulli* **15** 40-68. Available at <http://arxiv.org/abs/0709.0334>.
- GRENANDER, U. (1956). On the Theory of Mortality Measurement, Part II. *Skandinavisk Aktuarietidskrift* **39** 125-153.
- KANTOROVICH, L. V. and RUBINŠTEIN, G. Š. (1958). On a space of completely additive functions. *Vestnik Leningrad. Univ.* **13** 52-59.
- KOENKER, R. and MIZERA, I. (2010). Quasi-convex density estimation. *Ann. Statist.* **38** to appear.
- LANG, R. (1986). A note on the measurability of convex sets. *Arch. Math.* **47** 90-92. [MR855142 \(87j:28002\)](https://doi.org/10.1007/BF01231202)
- MALLOWS, C. L. (1972). A note on asymptotic joint normality. *Annals of Mathematical Statistics* **43** 508-515.
- NELDER, J. A. and MEAD, R. (1965). A simplex method for function minimization. *Computer Journal* **7** 308-313.
- PAL, J., WOODROOFE, M. and MEYER, M. (2007). Estimating a Polya frequency function₂. In *Complex Datasets and Inverse Problems: Tomography, Networks and Beyond*, (R. Liu, W. Strawderman and C.-H. Zhang, eds.). *IMS Lecture Notes and Monograph Series* **54** 239-249. Institute of Mathematical Statistics.
- PATILEA, V. (2001). Convex models, MLE and misspecification. *Ann. Statist.* **29** 94-123. Available at <http://dx.doi.org/10.1214/aos/996986503>. . [MR1833960 \(2002e:62046\)](https://doi.org/10.1214/aos/996986503)
- PFANZAGL, J. (1990). Large deviation probabilities for certain nonparametric maximum likelihood estimators. *Ann. Statist.* **18** 1868-1877. Available at <http://dx.doi.org/10.1214/aos/1176347884>. . [MR1074441 \(92d:62028\)](https://doi.org/10.1214/aos/1176347884)
- POLLARD, D. (1990). *Empirical processes: theory and applications*. *NSF-CBMS Regional Conference Series in Probability and Statistics*, 2. Institute of Mathematical Statistics, Hayward, CA.
- PRICE, K., STORN, R. and LAMPINEN, J. (2005). *Differential Evolution: A Practical Approach to Global Optimization*. *Natural Computing Series*. Springer-Verlag, Berlin.
- R DEVELOPMENT CORE TEAM, (2009). R: A Language and Environment for Statistical Computing R Foundation for Statistical Computing, Vienna, Austria. Available at <http://www.R-project.org>
- RUFIBACH, K. (2006). Log-concave density estimation and bump hunting for i.i.d. observations PhD thesis, University of Bern, Department of Mathematics and Statistics.

- RUFIBACH, K. and DÜMBGEN, L. (2009). logcondens: Estimate a Log-Concave Probability Density from i.i.d. Observations R package version 1.3.5.
- SCHUHMACHER, D. and DÜMBGEN, L. (2010). Consistency of multivariate log-concave density estimators. *Statist. Probab. Letters* **80** 376-380.
- SCHUHMACHER, D., HÜSLER, A. and DÜMBGEN, L. (2009). Multivariate log-concave distributions as a nearly parametric model Technical Report No. 74, IMSV, University of Bern. Available at <http://arxiv.org/abs/0907.0250>
- SEREGIN, A. and WELLNER, J. A. (2011). Nonparametric estimation of multivariate convex-transformed densities. *Ann. Statist.* **39** to appear. Available at <http://arxiv.org/abs/0911.4151>
- SIEGMUND, D. (1988). Confidence sets in change-point problems. *Int. Statist. Review* **56** 31-48.
- STORN, R. and PRICE, K. (1995). Differential Evolution: a Simple and Efficient Adaptive Scheme for Global Optimization over Continuous Spaces Technical Report No. TR-95-012, ICSI, Berkeley.
- VAN DER VAART, A. W. and WELLNER, J. A. (1996). *Weak Convergence and Empirical Processes, with Applications to Statistics*. Springer Series in Statistics. Springer-Verlag, New York.
- VILLANI, C. (2003). *Topics in optimal transportation*. Graduate Studies in Mathematics **58**. American Mathematical Society, Providence, RI.
- WALTHER, G. (2009). Inference and modeling with log-concave distributions. *Statistical Science* **24** 319-327.