

Design of Optimal Topology of Satellite-Based Terrestrial Communication Networks

Boris S. Verkhovsky

Abstract-Topological design of terrestrial networks for communication via satellites is studied in the paper. Quantitative model of the network cost-analysis minimizing the total transmission and switching cost is described. Several algorithms solving combinatorial problem of the optimal topology design based on binary partitioning, a minimax parametric search and dynamic programming are developed by the author and demonstrated with a numeric example. Analysis of average complexity of the minimax parametric search algorithm is also provided.

Index terms-satellite communication network, terrestrial networks, network topology design, switching/transmission cost, network-cost analysis, binary partitioning, dynamic programming, average complexity, clustering, combinatorial problem



1. INTRODUCTION

Modern wide-area satellite communication networks consist of terrestrial users interconnected via terrestrial links with routers/switches called earth stations (ES). An earth station (ES) communicates as a transmitter and receiver with one or several satellites [6], [11], [20], [21], [25]. Widely dispersed "satellite dishes" do not provide quality two-way communications. Only large corporations, major governmental agencies, and large telecommunications vendors can afford individual ESs. Small or medium sized corporations among other users must share a single ES.

Modern telecommunications is a highly competitive business that strives to reduce service fees to increase market share by making their services more economically attractive to potential customers.¹ Such a communications company must expertly locate its various ESs, which may be of different capacities, and also decide how its customers should be interconnected with these ESs, [1], [3], [5], [8], [18], [19], [26], [27]. An optimally designed network can potentially

save hundreds of millions of dollars annually and thereby attract additional users with its lower service fees [10].

From a computational point of view, the network design task is a formidable combinatorial problem, i.e., it requires brute-force algorithms or heuristics with exponential time-complexity, because they must determine an optimal way of clustering all users, [7], [12], [14].

Several algorithms developed by the author [22]-[24] are described in this paper and demonstrated with a detailed numeric example. These algorithms are based on statistical properties observed by the author in thousands of computer experiments. They solve the problem of clustering and locating all ESs with a polynomial time complexity. All related proofs are provided in [22]-[24]. For additional insights into the problems and algorithms related to network design see [2], [10], [15]-[17], [21].

2. PROBLEM STATEMENT

1). Let us consider the locations of n users with coordinates $P_i=(a_i, b_i)$, $i=1, \dots, n$. Each user is characterized by a "volume" of incoming and

¹ Boris S. Verkhovsky is with Computer Science Department, New Jersey Institute of Technology; Newark, NJ 07102, USA.

outgoing communication flow w_i ("weight" of the i -th user);

2). Let $C_k = (u_k, v_k)$ denote the location of the k -th ES, $k=1,2,\dots,m$;

3). Let S_k be a set of all users connected with C_k ;

4). Let $f(w_i, P_i, C_k)$ describe a cost function of the transmission link connecting P_i -user and C_k .

For all $i=1,2,\dots,n$ P_i are the inputs and for all $k=1,2,\dots,m$ C_k and S_k are the decision variables/outputs.

With these inputs, a minimal total cost of all terrestrial links and all ESs equals

$$\min_{S_1, \dots, S_m} \min_{C_1, \dots, C_m} \left[\sum_{k=1}^m \sum_{i \in S_k} f(w_i, P_i, C_k) + q_k \left(\sum_{i \in S_k} w_i \right) \right] \quad (2.1)$$

where $q_k \left(\sum_{i \in S_k} w_i \right)$ is the cost of k -th ES

representing a non-linear function of all outgoing and incoming flows. Thus the problem (2.1) requires a comprehensive analysis to determine the optimal clusters (subsets) S_1, \dots, S_m and locations of the routers/ESs C_1, \dots, C_m .

Complexity of clustering in general has been studied and described in [7]. Surveys on quantitative modeling and algorithms related to clustering are provided in [12] and [14].

3. FOUR SPECIAL CASES

Case1: If the locations of all switches/ESs are specified and the cost function of every ES is flow-independent, then it is easy to find the clusters S_k . Indeed,

$$S_k := \left\{ i: \min_{1 \leq j \leq m} f(w_i, P_i, C_j) = f(w_i, P_i, C_k) \right\} \quad (3.1)$$

Case2: If for $k=1, \dots, m$ S_k are known, then the optimal location of every ES can be determined independently:

$$\min_{C_k} \sum_{i \in S_k} f(w_i, P_i, C_k) \quad \text{for } k=1, \dots, m. \quad (3.2)$$

Case3: If $f(w_i, P_i, C_k) = w_i \text{dist}(P_i, C_k)$ (3.3)

then the problem (3) is known as a *Weber problem*. This class of problems has been investigated by many authors over the last forty years, [4] and [9].

Case4: If $q_k \left(\sum_{i \in S_k} w_i \right)$ is a linear or convex function, i.e.,

$$q_k(w^1 + w^2) \geq q_k(w^1) + q_k(w^2), \quad (3.4)$$

then

$$q_k \left(\sum_{i \in S_k} w_i \right) \geq q_{2k} \left(\sum_{i \in S_{2k}} w_i \right) + q_{2k+1} \left(\sum_{i \in S_{2k+1}} w_i \right),$$

which implies that the greater the number of clusters the lower the total costs of all routers/ESs.

Difficulties arise if

- the clusters S_k are not known; or
- the cost of every ES is neither small nor flow-independent; or
- the number m of ESs and their optimal locations (u_k, v_k) for every k are not known.

4. PARTITION INTO TWO CLUSTERS

It is important to stress that there is a substantial difference between the two cases: $m=1$ and $m=2$. In the latter case the problem can be solved by repetitive application of an algorithm designed for the Weber problem. This must be done for all possible pairs of clusters S_1 and S_2 . There are $2^{n-1} - 1$ different ways to partition n points into two subsets S_1 and S_2 and, for each clustering, two Weber problems must be solved. Thus, even for $m=2$ the total time complexity of this brute-force combinatorial approach is $O(2^n)$, [13].

5. BINARY PARAMETRIC PARTITIONING

In this section we provide a procedure that divides a network N with one ES S into two sub-networks N_1 and N_2 with two earth stations and two clusters S_1 and S_2 .

StepA1: {find an optimal location of the "center of gravity" C_0 for all n users, [18]}; consider $m=1$ and solve the

$$\text{Problem } \min_C \sum_{i=1}^n f(w_i, P_i, C); \quad (5.1)$$

StepA2: Consider a straight line L and rotate it around the center of gravity {CoG} C_0 ;

StepA3: For every user consider their polar coordinates (d_i, φ_i) using C_0 as the origin of

the coordinate system; [here φ_i is an angular coordinate of P_i];

Remark1: The line L divides all n points into two clusters, $S_1(x)$ and $S_2(x)$, by at most n different ways as the angle x increases from 0 to π ;

StepA4: for $i=1$ to n do

if $\pi \leq \varphi_i < 2\pi$, then $x_i := \varphi_i - \pi$; (5.2)

sort all x_i in ascending order;

StepA5: if $x_i = \varphi_i$, then $c_i = 1$ else $c_i = -1$;

StepA6: if $(x - x_i) c_i \geq 0$, (5.3)

then $P_i \in S_1(x)$ else $P_i \in S_2(x)$;

[see Table1 for illustration];

Table1: {using, as example, $x=1.53$ }

φ_i	x_i	c_i	$P_i(x) \in S_k$
3.65	.51	-1	$P_1(x) \in S_2$
.67	.67	1	$P_2(x) \in S_1$
1.53	1.53	1	$P_3(x) \in S_1$
2.11	2.11	1	$P_4(x) \in S_2$

StepA7: for $k=1,2$ and $P_i \in S_k(x)$ (5.4)

compute

$$g_k(S_k(x)) := \min_{C_k} \sum_{i \in S_k} f(w_i, P_i, C_k); \quad (5.5)$$

StepA8: {compute the cost of two routers/ESs and all connecting links};

$$h(x) := \sum_{j=1}^2 \left[q_j \left(\sum_{i \in S_j} w_i + g_j(S_j(x)) \right) \right] \quad (5.6)$$

StepA9: {rotate the line L and find an angle that minimizes function $h(x)$ };

$$h(r) := \min_{0 \leq x \leq \pi} h(x); \quad (5.7)$$

StepA10: if for $i \in S_1(r)$

$f(w_i, P_i, C_1) > f(w_i, P_i, C_2)$,
then reassign $i \in S_2(r)$; (5.8)

if for $i \in S_2(r)$ $f(w_i, P_i, C_2) > f(w_i, P_i, C_1)$,
then reassign $i \in S_1(r)$; (5.9)

StepA11: using (5.8) and (5.9), update optimal locations of C_1 and C_2 for new values of $S_1(r)$ and $S_2(r)$;

Remark2: we define $S_1(r)$ and $S_2(r)$ as the optimal binary partitioning.

6. SEARCH FOR THE "CENTER OF GRAVITY"

StepB1: assign $flag:=0$;

$$u := \sum_{i \in N_1} w_i a_i / \sum_{i \in N_1} w_i; \quad (6.1)$$

$$v := \sum_{i \in N_1} w_i b_i / \sum_{i \in N_1} w_i;$$

StepB2: compute for every $i \in N_1$

$$R_i := \sqrt{(u - a_i)^2 + (v - b_i)^2}; \quad (6.2)$$

StepB3: $old(u,v) := (u,v)$; compute

$$u := \left(\sum_i w_i x_i / R_i \right) / \left(\sum_i w_i / R_i \right); \quad (6.3)$$

$$v := \left(\sum_i w_i y_i / R_i \right) / \left(\sum_i w_i / R_i \right);$$

StepB4: while $dist[old(u,v), (u,v)] > \varepsilon$

repeat Steps B2 and B3; {search for a stationary point SP ; ε is a specified accuracy for the location of the CoG};

StepB5: let $SP := (u,v)$;

StepB6: if for all $j \in N_1$ $dist(SP, P_j) > \varepsilon$

and $flag=0$, then SP is the CoG;

if for all $j \in N_1$ $dist(SP, P_j) > \varepsilon$; (6.4)

and $flag = -1$,

then $N_1 := N_1 + \{pnt\}$; $flag:=0$; (6.5)

goto StepB2;

StepB7: if $dist(SP, P_k) \leq \varepsilon$, (6.6)

then $flag = -1$; $pnt:=k$; $N_1 := N_1 - \{pnt\}$.

For validation of the CoG algorithm see Lemmas 1 and 2 in the Appendix;

Remark3: Table2 lists all possible cases of the algorithm:

Table2

	For $\forall j: dist(SP, P_j) > \varepsilon$	$dist(SP, P_k) \leq \varepsilon$
$flag=0$	SP is "center of gravity"	$pnt:=k; oldSP:=P_k; N_1:=N_1-\{pnt\}; flag=-1$
$flag=-1$	if $oldSP := P_k$, then SP is "center of gravity"	$N_1 := N_1 + \{pnt\};$ do local search for a minimum of function (5.1)

7. MINIMAX SEARCH FOR $\min h(x)$

Let h be a function computable on a set S of M discrete points x_1, \dots, x_M . We demonstrate an optimal search algorithm designed for the case where h is a periodic function with known period P , i.e., $h(x_i + sP) = h(x_i)$ holds for every integer s and for every $i=1, \dots, M$. Here all values x_1, \dots, x_M are known.

It is obvious that M evaluations of h at points x_1, \dots, x_M are sufficient to solve any problem by total enumeration. The optimal search algorithm provided below requires time complexity of order $\Theta(\log M)$.

(7.1)

For the sake of simplicity of notation let $h_i := h(x_i)$ and $g(t) := h(x_t)$. (7.2)

Below we provide the optimal search algorithm for the case if $M = F_n$, where F_n is n -th Fibonacci number.

The algorithm can be adjusted if $F_{n-1} < M < F_n$. (7.3)

A detailed description of the algorithm searching for minimum of a function and proof of its optimality are provided in [22], [23].

8. OPTIMAL SEARCHING ALGORITHM

The algorithm is optimal in the following sense: Let H be a set of all functions of a period P ; let Q be a set of all possible strategies that find a minimum h_r of $h(x)$; and let $e(h, q)$ be the number of required evaluations of $h(x)$ to determine the minimum h_r . Then q^* is optimal in the worst case if

$$\min_{q \in Q} \max_{h \in H} e(h, q) = \max_{h \in H} e(h, q^*). \quad (8.1)$$

StepC1: if $F_n = 1$, then $h_r := h_1$; $x_r := x_1$; **stop**; **else** select a random integer L_0 ;

$$R_0 := L_0 + F_{n-1}; \quad (8.2)$$

StepC2: compute $g(R_0)$ and $g(L_0)$;

StepC3: {selecting an initial detecting state}; if $g(L_0) \geq g(R_0)$, then

$$\begin{aligned} A_1 &:= L_0; B_1 := L_0 + F_n; \\ R_1 &:= R_0; L_1 := A_1 + F_{n-2}; \end{aligned} \quad (8.3)$$

else

$$\begin{aligned} B_1 &:= R_0; A_1 := R_0 - F_n; \\ L_1 &:= L_0; R_1 := B_1 - F_{n-2} \end{aligned} \quad (8.4)$$

StepC4: if $g(L_k) \geq g(R_k)$; then

$$\begin{aligned} A_{k+1} &:= L_k; temp := g(R_k); \\ L_{k+1} &:= R_k; R_{k+1} := 2L_k - A_k; \end{aligned} \quad (8.5)$$

compute $g(R_{k+1})$; assign

$$B_{k+1} := B_k; I_k := B_k - L_k; g(L_{k+1}) := temp; \quad (8.6)$$

else assign

$$\begin{aligned} B_{k+1} &:= R_k; temp := g(L_k); \\ R_{k+1} &:= L_k; L_{k+1} := 2R_k - B_k; \end{aligned} \quad (8.7)$$

compute $g(L_{k+1})$; assign

$$A_{k+1} := A_k; I_k := R_k - A_k; g(R_{k+1}) := temp; \quad (8.8)$$

Remark4: I_k is the size of the interval of uncertainty containing a minimizer of $h(x)$ after k evaluation of this function;

StepC5: while $I_k > 1$ repeat StepC4;

StepC6: $h_r := temp$; **stop**.

9. BINARY PARTITIONING AND ASSOCIATED BINARY TREE

Let us consider an algorithm that divides the network/cluster N_1 into two subnetworks N_2 and N_3 with corresponding transmission costs t_2 and t_3 and corresponding costs of ESs q_2 and q_3 . Let

$$d_k := t_k + q_k, \quad (9.1)$$

where d_k is the hardware cost of the network N_k .

We assume that the algorithm divides N_1 into two subnetworks in such a way that $d_2 + d_3$ is minimal. For further consideration we represent the binary partitioning as a binary tree where the root of the tree represents a cluster (set of all users) S_1 and associated with it network N_1 . In general, a k -th node of the binary tree represents a cluster S_k and associated with it sub-network N_k . The two children of the k -th node represent two subnetworks N_{2k} and N_{2k+1} that resulted from the binary partitioning of the network N_k .

From the above definitions and from the essence of the problem it is clear that for all k the following inequalities hold:

$$q_k \geq q_{2k}, q_k \geq q_{2k+1} \text{ and } t_k \geq t_{2k} + t_{2k+1}. \quad (9.2)$$

The latter inequality holds because each sub-network N_{2k} and N_{2k+1} has a smaller number of users than N_k .

10. ANALYSIS OF HARDWARE COST

$$\text{If } d_k > d_{2k} + d_{2k+1}, \quad (10.1)$$

then it is obvious that a partitioning into two clusters (subnetworks) is cost-wise beneficial. Yet, $d_k < d_{2k} + d_{2k+1}$ does not imply that any further partitioning is not cost-wise beneficial. To illustrate this let us consider a network N_k and its six sub-networks $N_{2k}, N_{2k+1}, N_{4k}, N_{4k+1}, N_{4k+2}, N_{4k+3}$.

Remark5: To demonstrate various cases we consider two scenarios with inputs for t_k and for t_{4k+1} as shown in Table3:

$$\text{A) } t_k = 34 \text{ and for } t_{4k+1} = 5;$$

$$\text{B) } t_k = 31 \text{ and for } t_{4k+1} = 3.$$

Case A: $d_k = 46$; since $d_k > d_{2k} + d_{2k+1}$, (10.2)

then the binary partitioning of N_k into two subnetworks is worthwhile;

Case B: $d_k = 43$; {local costs-analysis of hardware does not provide a correct insight}; in this case $d_k < d_{2k} + d_{2k+1}$, (10.3)

which only implies that there is no reason to divide the network N_k into two subnetworks N_{2k} and N_{2k+1} .

However, further analysis shows that

$$d_k > d_{4k} + d_{4k+1} + d_{4k+2} + d_{4k+3} \quad (10.4)$$

$$\text{if } d_{4k+1} = 10;$$

$$\text{and } d_k > d_{2k} + d_{4k+2} + d_{4k+3} \quad (10.5)$$

$$\text{if } d_{4k+1} = 12.$$

These examples illustrate that for a proper partitioning a *global* rather than a local analysis is required.

Definition1: We say that a network N_k is *indivisible* if there is no cost-wise advantage to dividing it any further.

In addition, a network designer may stipulate that some sub-networks may not be further divisible if they do not satisfy at least one of the following threshold conditions:

a) Their combined "weight" {incoming and outgoing flow w } is lower than a specified threshold;

b) The number of users in the cluster {sub-network} is smaller than a specified by the designer threshold.

Definition2: We say that an optimal configuration of a communication network is determined if all indivisible sub-networks of the initial network N_1 are known.

11. DYNAMIC PROGRAMMING ALGORITHM

This algorithm initially assigns labels to all nodes of the associated binary tree, then determines final labels and then

Table3

Subnetworks N_i	N_k	N_{2k}	N_{2k+1}	N_{4k}	N_{4k+1}	N_{4k+2}	N_{4k+3}
Transmission cost t_i	34; 31	13	15	6	5; 3	5	4
ES cost q_i	12	9	8	5	7	6	4
Hardware cost d_i	46; 43	22	23	11	12; 10	11	8

finds the optimal clustering. It consists of two stages: bottom-up stage and top-down stage. The algorithm described below was developed by the author of this paper years ago, but it has not been published.

11.1 Assignment of final labels

Here we assume that for all $k=1, 2, \dots, m$ the values of all d_k are pre-computed.

Bottom-up stage:

a) Assign to k -node a label:

$$L_k := d_k, k=1, 2, \dots, m; \quad (11.1)$$

b) if i -th node is a leaf, **then** its final label

$$F_i := L_i; \quad (11.2)$$

c) if both children of k -th node have final labels, **then**

$$F_k := \min(L_k, F_{2k} + F_{2k+1}); \quad (11.3)$$

d) if the final labels F_k are computed for all nodes, **then goto** the next stage.

For explanations see paragraph 12.2 and Fig.1-3 in the Appendix.

11.2 Principle of optimality

Top-down stage:

e) Starting from $j=1$ assign for every node, if $L_j = F_j$,

$$\text{then } w_j := 1 \text{ else } w_j := 0 \quad (11.4)$$

g) **{Principle of optimality}**: if for the k -th node $w_k := 1$ and for every its ancestor $a(k)$ $w_{a(k)} := 0$, then this node is optimal and the corresponding cluster S_k is non-divisible.

Therefore, the sub-network N_k is optimal.

Remark6: It can be shown that it is not cost-wise advantageous to consider the

descendants of this node, i.e., the corresponding cluster/sub-network is indivisible. For further clarification see the illustrative example below.

Proposition: The set $P^{(opt)}$ of all optimal sub-networks represents the *optimal partitioning*.

12. ILLUSTRATIVE EXAMPLE

Remark7: For the sake of simplicity, we assume that the following sub-networks are not further divisible:

- $N_{10}, N_{11}, N_{33}, N_{39}, N_{58}, N_{63}, N_{77}$ {for instance, as initial conditions specified by a network designer};
- $N_6, N_{17}, N_{18}, N_{28}, N_{30}, N_{32}, N_{59}, N_{62}, N_{76}$ {for example, because they do not satisfy at least one of the threshold conditions}.

This example is presented with different forms of data handling: including a table, a binary tree and the corresponding arrays.

12.1 Computation of final labels

In the following Tables 4.1-4.3 we treat all indivisible subnetworks as leaves of the binary tree and indicate this with an underline.

From Tables 4.1-4.3 we determine:

- The set of all nodes N_k , for which $w_k := 1$; {totally *twenty* nodes for $k=5; 6; 10; 11; 14; 16; 17; 18; 19; 28; 30; 32; 33; 39; 58; 59; 62; 63; 76; 77};$
- The set of all *optimal* nodes N_k^o {totally *ten* optimal nodes for $k=5; 6; 14; 16; 17; 18; 19; 30; 62; 63}.$

NB: In the Tables 4.1-4.3 the final labels, for which hold $L_j = F_j$, are shown in ***bold italics***.

Table 4.1

Subnetworks N_k	N_1	N_2	N_3	N_4	N_5	N_6	N_7	N_8	N_9	N_{10}	N_{11}
t_k	235	101	120	49	41	40	65	22	28	20	20
q_k	35	29	23	25	14	20	21	13	12	10	13
$L_k=d_k$	270	130	143	74	55	60	86	35	40	30	33
F_k	248	119	129	64	55	60	69	32	32	30	33

Table 4.2

N_k	N_{14}	N_{15}	N_{16}	N_{17}	N_{18}	N_{19}	N_{28}	N_{29}	N_{30}	N_{31}	N_{32}
t_k	24	26	9	10	11	8	10	12	10	12	4
q_k	12	12	6	7	8	5	8	9	6	7	3
$L_k=d_k$	36	38	15	17	19	13	18	21	16	19	7
F_k	36	33	15	17	19	13	18	19	16	17	7

Table 4.3

N_k	N_{33}	N_{38}	N_{39}	N_{58}	N_{59}	N_{62}	N_{63}	N_{76}	N_{77}
t_k	4	4	3	3	5	4	5	1	2
q_k	5	2	4	5	6	3	5	1	1
$L_k=d_k$	9	6	8	8	11	7	10	2	3
F_k	9	5	8	8	11	7	10	2	3

As it follows from Tables 4.1-4.3, the minimal total cost of all hardware elements {the transmission links plus the routers/ESs} equals

$$F_5 + F_6 + F_{14} + F_{16} + F_{17} + F_{18} + F_{19} + F_{30} + F_{62} + F_{63} = 55 + 60 + 36 + 15 + 17 + 19 + 13 + 7 + 10 = 248 = F_1. \quad (12.1)$$

12.2 Search for optimal clusters via binary-tree algorithm

Each node of the binary tree is described in form $\{k, w_k\}$, where computation of w_k is described in (11.4).

As a result, we have the following list:

$\{1,0\};\{2,0\};\{3,0\};\{4,0\};\{5,1\};\{6,1\};\{7,0\};$
 $\{8,0\};\{9,0\};\{10,1\};\{11,1\};\{14,1\};\{15,0\};$
 $\{16,1\};\{17,1\};\{18,1\};\{19,1\};\{28,1\};\{29,0\};$
 $\{30,1\};\{31,0\};\{32,1\};\{33,1\};\{38,0\};\{39,1\};$
 $\{58,1\};\{59,1\};\{62,1\};\{63,1\};\{76,1\};\{77,1\}.$

Since for all ancestors of node N_5 hold

$w_{a(5)} := 0$, therefore by the principle of optimality N_5^o is optimal. Analogously, for all ancestors of the node N_6 hold $w_{a(6)} := 0$, therefore by the principle of optimality N_6^o is also optimal. Applying the principle of optimality we find that for $k=5; 6; 14; 16; 17; 18; 19; 30; 62; 63$ the nodes N_k^o are indivisible, therefore they are optimal.

This algorithm is designed by the author of this paper.

13. STATISTICAL PROPERTIES OF COST-FUNCTION $h(x)$

More than *eighteen hundred* computer experiments confirmed that the cost-function $h(x)$ has rather stable statistical properties.

Let $R(x) := [\max h(x) - \min h(x)] / \min h(x)$ be the range of $h(x)$.

Property1: if $n \gg 10$ and $h(x)$ has a range $R(x)$ larger than 5%, then $h(x)$ is a *bimodal* function on the period $x \in (0, \pi)$;

Property2: if the range $R(x)$ is smaller than 5% or the number of users is small ($n < 25$), then $h(x)$ has more than one local minimum. In this case, if the range $R(x)$ is small, then $h(x)$ is a shallow function and its optimization does not provide a substantial gain. On the other hand, if n is small, then time complexity to check all n rotations is also small. These statistical properties of the function $h(x)$ have been discovered by the author of this paper twenty four years ago via numerous computer experiments.

Therefore, Property1 can be used to design a more elaborate algorithm that requires substantially less computation than the thorough parametric search over interval

$$x \in (0, \pi), [22], [23].$$

14. COMPLEXITY ANALYSIS OF OPTIMAL SEARCH FOR LARGE n

It is easy to see that the parametric partitioning requires in the general case exactly n rotations of the separating line L . As a result, the time-complexity $T(n)$ to divide n users into two clusters equals $T(n) = an^2 + O(n)$ for large n . However, in the instances where Property 1 of $h(x)$ is applicable, this complexity can be substantially reduced. In this case the search algorithm for a minimum of function $h(x)$ requires $O(\log n)$ rotations of the separating line L . As a result, $T(n) = bn \log n + O(n)$ for large n and overall worst-case complexity is of order $O(n^2 \log n)$.

The methods of complexity evaluation developed by the author of this paper in [24] demonstrate that the average complexity of the overall binary partitioning is of order $O(n \log^2 n)$.

15. CONCLUSION

Several algorithms developed by the author are described in the paper. These algorithms provide a foundation for optimal design of configuration of terrestrial networks based on satellite communication. The author reduced the complexity of the problem by employing the statistical properties of the optimized function. It is demonstrated that the entire

process of optimal design for large number of users has polynomial time complexity.

ACKNOWLEDGEMENTS

I express my appreciation to E. Blum, P. Fay, R. Morrell, N. Pallav and A. Zhang and to anonymous referees for their comments and suggestions that improved the style of this paper.

REFERENCES

- [1] R. Abooliana, (2009) Y. Sun and G. J. Koehler, "A location-allocation problem for a web services provider in a competitive market," *European Journal of Operational Research*, Vol.194, No.1, pp. 64-77.
- [2] E. Anshelevich, A. Dasgupta, J. Kleinberg, E. Tardos, T. Wexler, and T. Roughgarden, (2008) "The price of stability for network design with fair cost allocation," *SIAM Journal on Computing*, Vol.38, No. 4, pp. 1602-1623.
- [3] R. Bellman, (1965) "An application of dynamic programming to location-allocation problems," *SIAM Review*, Vol.7, No.1, Jan., pp. 126-128.
- [4] P. Bose, A. Maheshwari and P. Morin, (2003) "Fast approximations for sums of distances, clustering and the Fermat-Weber problem," *Computational Geometry*, Vol.24, No.3, Apr., pp. 135-146
- [5] P. Chini, G. Giambene, D. Bartolini, M. Luglio and C. Roseti, (2006) "Dynamic resource allocation based on a TCP-MAC cross layer approach for interactive satellite networks," *International Journal of Satellite Communications and Networking*, Vol. 24, No. 5, pp. 365-383.
- [6] W. F. Courtney and C. F. Reisig, (2000) "Satellite-based cellular telecommunications system utilizing a multiple registration location register," US Patent 6038446.
- [7] G. Diehr, (1985) "Evaluation of a branch-and-bound algorithm for clustering," *SIAM J. Sci. & Stat. Comput.*, Vol.6, No.2, pp. 268-84.
- [8] J.W. Eyster, J.A. White and W.W. Wierwille, (1973) "On solving multi-facility location problems using a hyperboloid approximation procedure," *AIEE Transactions*, 5, No.1, Mar., pp. 1-16.
- [9] M. D. H. Gamal and S. Salhi, (2003) "A cellular heuristic for the multisource Weber problem," *Computers & Operations Research*, Vol. 30, No. 11, Sept., pp. 1609-1624.
- [10] E.N. Gilbert, (1967) "Minimum cost communication networks," *BSTJ*, XLVI, Nov., pp. 209-229.
- [11] Y. Hu, V. Li, (2001) "Satellite-based Internet: a tutorial," *IEEE Communications Magazine*, Vol.39, No.3, pp. 154-162.
- [12] A. K. Jain, M. N. Murty and P. J. Flynn, (1999) "Data clustering: a review," *ACM Computing Surveys*, V.31, No.3, pp. 264-323.
- [13] D.S. Johnson, J.K. Lenstra and A.H. G. Rinnoy Kan, (1978) "The complexity of the network design problem," *Networks*, Vol.8, No.4, pp. 279-285.

- [14] A. Kusiak, A. Vannelli, K.R. Kumar, (1986) "Clustering analysis: models and algorithms," *Control & Cybern.*, Vol.15, No.2, pp. 139-154.
- [15] F. Lian, J. Moyne, and D. Tilbury, (2002) "Network design consideration for distributed control systems," *IEEE Transactions on Control Systems Technology*, Vol. 10, No. 2, Mar., pp. 297-307.
- [16] D.-Y. Lin, A. Unnikrishnan, and S. Waller, (2009) "A genetic algorithm for bi-level linear programming dynamic network design problem," *Transportation Letters: The International Journal of Transportation Research*, Vol. 1, No.4, pp. 281-294.
- [17] G. Maral, M. Bousquet, (2002) *Satellite Communication Networks: Systems, Techniques, and Technology*, 4th ed., Wiley, New York.
- [18] P. McGregor and D. Shen, (1977) "Network design: an algorithm for the access facility location problem," *IEEE Trans. Comm.*, Vol. COM-25, Jan., pp. 61-73.
- [19] A. Narula-Tam, J. Wysocarski, H. Yao, M.-C. Wang, T. Macdonald, O. Huang and J. Pandya, (2006) "Cross layer design of satellite communication systems with dynamic resource allocation," *International Journal of Satellite Communications and Networking*, Vol. 24, No. 5, pp. 341-363.
- [20] B. Pattan, (1998) *Satellite-Based Global Cellular Communication*, McGraw Hill, New York.
- [21] V. Satish, S. Ukkusuri and T. Waller, (2008) "Linear programming models for the user and system optimal dynamic network design problem: formulations, comparisons and extensions," *Networks & Spatial Economics*, Vol. 8, No.4, pp. 383-406.
- [22] B. Verkhovsky (Veroy), (1986) "An optimal algorithm for search of extrema of a bimodal function," *Journal of Complexity*, 2, pp. 323-332.
- [23] B. Verkhovsky (Veroy), (1989) "Optimal search algorithms for extrema of a discrete periodic bimodal function," *Journal of Complexity*, 5, pp. 238-250.
- [24] B. Verkhovsky (Veroy), (1988) "Average complexity of a divide-and-conquer algorithms," *Info. Process. Lett.*, Vol.29, No.6, Dec., pp. 319-326.
- [25] J. G. Walker, (1977) "Satellite patterns for continuous multiple whole-Earth coverage," *Royal Aircraft Establishment*, , pp. 119-122.
- [26] M. Wen and K. Iwamura, (2008) "Fuzzy facility location-allocation problem under the Hurwicz criterion," *European Journal of Operational Research*, Vol. 184, No.2, pp. 627-635.
- [27] J. Zhou and B. Liu, (2003) "New stochastic models for capacitated location-allocation problem," *Computers & Industrial Engineering*, Vol. 45, No. 1, June, pp. 111-125.

APPENDIX

VALIDATION OF CoG ALGORITHM

Let

$$T_1(u, v) = \left(\sum_i w_i x_i / R_i \right) / \left(\sum_i w_i / R_i \right); \quad (A1)$$

$$T_2(u, v) = \left(\sum_i w_i y_i / R_i \right) / \left(\sum_i w_i / R_i \right);$$

$$\text{where } R_i := \sqrt{(u - a_i)^2 + (v - b_i)^2}. \quad (A2)$$

Lemma1: (u_*, v_*) is sufficiently close to location of a user P_j , then the iterative process, described in Steps B2-B3, terminates. In other words, for every $j=1,2,...,n$

$$\lim_{R_j \rightarrow 0} (T_1(u_*, v_*), T_2(u_*, v_*)) = (u_*, v_*).$$

Proof: Observe that

$$T_1(u, v) = \left(w_j x_j + R_j \sum_{i \neq j} w_i x_i / R_i \right) / \left(w_j + R_j \sum_{i \neq j} w_i / R_i \right).$$

Therefore $T_1(u, v) = x_j$ if $R_j = 0$.

Analogously, we deduce that $T_2(u, v) = y_j$ if $R_j = 0$.

Lemma2:

$$\text{If } (u_0, v_0) = (T_1(u_0, v_0), T_2(u_0, v_0)) \quad (A3)$$

and for every $j=1,2,...,n$ holds $P_i \neq (u_0, v_0)$,

then the stationary point (u_0, v_0) is the optimal location of the router/ES.

Proof: In order to find the best location (u, v) of router/ES we need to find minimum of function

$$F(u, v) = \sum_{i=1}^n w_i R_i(u, v). \quad (A4)$$

The process provided in Steps B1-B3 describes iterative solution of a system of two non-linear equations

$$\partial F(u, v) / \partial x = 0 \text{ and } \partial F(u, v) / \partial y = 0. \quad (A5)$$

These are necessary and sufficient conditions that (u, v) is the optimal location of a router.

Lemma3: Let $F(u_0, v_0) = \min F(u, v)$,

and $(a_j, b_j) = (u_0, v_0)$.

$$\text{Then } F(u_0, v_0) = \min [F(u, v) + w_j R_j]. \quad (A6)$$

Proof immediately follows from observation that $R_j(u_0, v_0) = 0$. (A7)

ILLUSTRATIVE EXAMPLE: ASSOCIATED BINARY TREE

In the Fig.1-3 provided below are used the following legends:

1. The entire tree is represented as triad of sub-trees with roots N_1, N_4, N_7 ;
2. Each node N_k with exception of leaves has two children N_{2k} and N_{2k+1} ;
3. Each node N_c (with exception of N_1) has a parent $N_{\lfloor c/2 \rfloor}$;
4. A nodes framed in rectangle is a leaf of the tree; {leaves do not have children};
5. All other nodes are framed in ellipse; {such nodes have children/descendents};
6. Each node is described in the following format $\{L_k, N_k, F_k\}$.

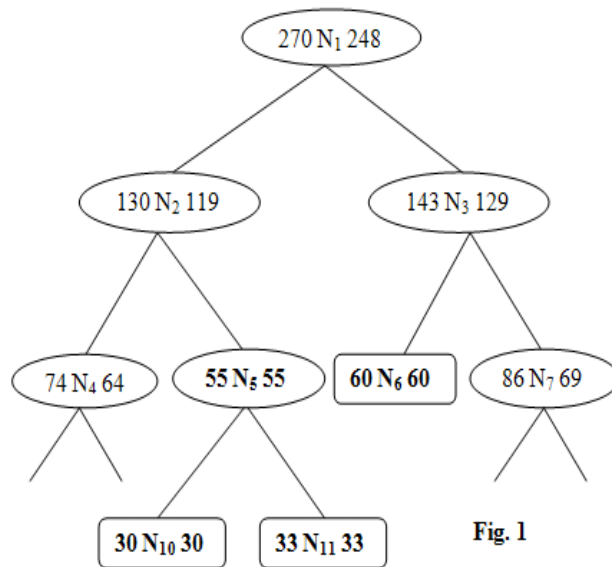


Fig. 1

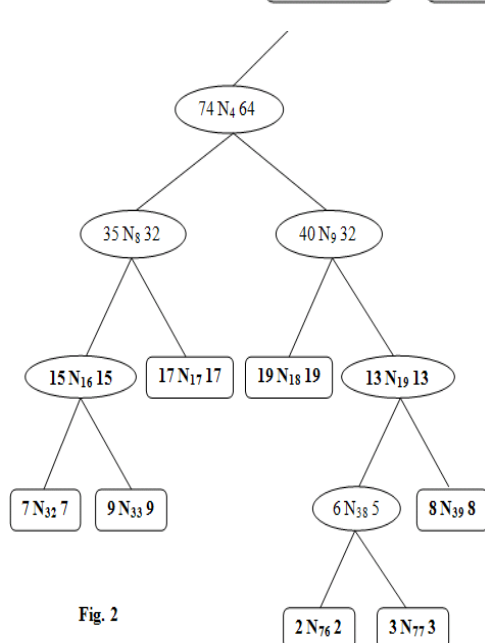


Fig. 2

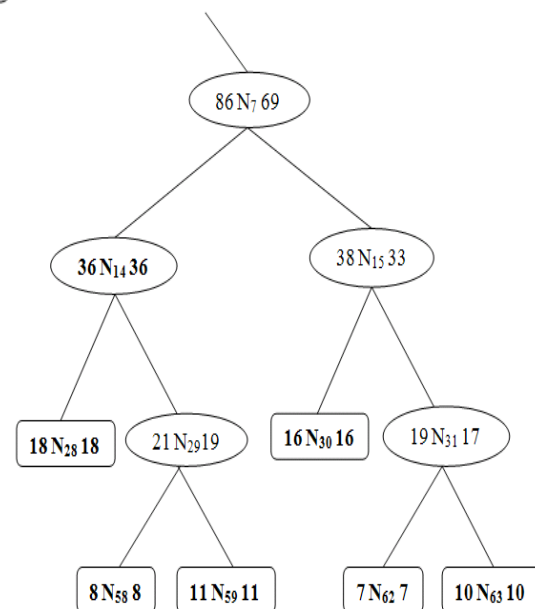


Fig. 3

Boris S. Verkhovsky is a Professor in the Computer Science Department at the New Jersey Institute of Technology. He received his

PhD in computer science jointly from Latvia State University and from the Academy of Sciences of the USSR (Central Institute of

Mathematics and Economics, Moscow). From his prior affiliations at the Scientific Research Institute of Computers (Moscow), Princeton University, IBM Thomas J. Watson Research Center, Bell Laboratories, University of Colorado and since 1986 at the NJIT, he acquired research interests and experience in cryptography, information assurance, communication security, optimal design and control of telecommunication systems,

optimization of large-scale systems and algorithms design. For the last twenty years his research activity has been centered on design and analysis of cryptographic systems and information assurance algorithms. Professor Verkhovsky has published more than two hundred research papers. He is listed in Marquis *Who's Who* in America

© B. Verkhovsky