

DI Her as a test of internal stellar structure and General Relativity

New apsidal motion rate and evolutionary models

A. Claret¹, G. Torres², and M. Wolf³

¹ Instituto de Astrofísica de Andalucía, CSIC, Apartado 3004, E-18080 Granada, Spain

² Harvard-Smithsonian Center for Astrophysics, 60 Garden St., Cambridge, MA 02138, USA

³ Astronomical Institute, Faculty of Mathematics and Physics, Charles University Prague, CZ-180 00 Praha 8, V Holešovičkách 2, Czech Republic

Received; accepted 2010 February 9

ABSTRACT

Context. For the past three decades, and until recently, there has been a serious discrepancy between the observed and theoretical values of the apsidal motion rate $\dot{\omega}$ of the eccentric eclipsing binary DI Her, which has even been interpreted occasionally as a possible failure of General Relativity (GR). A number of plausible explanations have been put forward. Recent observations of the Rossiter-McLaughlin effect have shown convincingly that the reason for the anomaly is that the rotational axes of the stars and the orbital axis are misaligned, which changes the predicted rate of precession significantly.

Aims. Although as a result of those measurements the disagreement is now drastically smaller, it remains formally at the level of 50%, possibly due to errors in the measured apsidal motion rate, outdated stellar models, or inaccuracies in the stellar parameters. The aim of this paper is to address each of these issues in order to improve the agreement further.

Methods. New times of minimum have been collected, and used for a redetermination of the apsidal motion rate. Based on the latest determinations of the absolute dimensions of the binary, we have computed new stellar evolution models with updated physical inputs, and derived improved apsidal motion constants for the components. We have performed Monte Carlo simulations to infer the theoretical distribution of $\dot{\omega}$, including the contributions from GR as well as tidal and rotational distortions. All observational errors have been accounted for.

Results. Our simulations yield a retrograde apsidal motion rate due to the rotationally-induced oblateness of -0.00056 deg cycle⁻¹ (mode of the distribution), a GR contribution of $+0.00068$ deg cycle⁻¹, and a tidal contribution of $+0.00034$ deg cycle⁻¹, leading to a total predicted rate of $+0.00046$ deg cycle⁻¹. This is in excellent agreement with the newly measured value of $+0.00042$ deg cycle⁻¹. The formal difference is now reduced to 10%, a small fraction of the observational uncertainties.

Key words. stars: binaries: close; stars: evolution; stars: interiors; stars: fundamental parameters; stars: rotation; General Relativity

1. Introduction

For some three decades the eccentric B-type eclipsing binary DI Her ($P = 10.55$ days) has been known to have an apsidal motion rate that is too slow compared to theoretical predictions (for a brief review, see Claret 1998). Until very recently this presented a serious challenge to our understanding of stellar physics, and even the validity of General Relativity has been called into question given that the GR contribution is dominant for DI Her. The discrepancy in the total rate of precession amounts to 400% or more. This anomaly persisted even when considering hypothetical stellar models with infinite mass concentration (apsidal motion constant $k_2 = 0$), which tends to reduce the predictions, and this was often interpreted as a failure of General Relativity. The problem was all the more puzzling when considering that studies of other binary systems suitable for testing GR and with well determined absolute dimensions indicated good agreement with theory (see, e.g., Claret 1997 and Wolf et al. 2009). This suggested to many that the problem may lie with DI Her itself. A number of hypotheses were put forward over the years in order to explain the disagreement, including

1. A rapid ongoing circularization of the orbit, affecting the measured times of minimum;

2. The presence of a circumstellar cloud between the components, which would affect the gravitational field of the stars;
3. The presence of a distant third star in the system, which would contribute to the motion of the line of apsides;
4. An alternative theory of gravitation.

Some of these ideas were examined quantitatively and ruled out by Claret (1998). The third body hypothesis has been a serious contender for many years (see, e.g., Khodykin 2007), although no spectroscopic or photometric evidence of it has ever been found. Difficulties in the measurement of such a small apsidal motion as that of DI Her ($\dot{\omega}_{\text{obs}} = 1.04^\circ$ per 100 yr, or 0.00030 deg cycle⁻¹; Guinan et al. 1994) were also suggested as a possible explanation from time to time.

An attractive alternative is a configuration for the binary in which the spin axes are tilted relative to the orbital axis (Shakura 1985, Guinan & Maloney 1985, Company et al. 1988, Claret 1998). This would introduce a correction to the rotational term of the apsidal motion that can be negative (regression of the line of apsides), resulting in a smaller total $\dot{\omega}$. The young age of the system (a few Myr) certainly makes this plausible, as tidal forces would not have had time to operate and bring the spin axes of the stars into alignment with the axis of the orbit (see Sect. 3). A remarkable confirmation of this prediction was obtained recently by Albrecht et al. (2009), who provided compelling obser-

Send offprint requests to: A. Claret, e-mail: claret@iaa.es

vational evidence for a peculiar orientation of the stars by taking advantage of the Rossiter-McLaughlin effect. This is a distortion of the spectral lines that occurs during the eclipses, as a result of the partial obscuration of the rotating stellar disks. Using this effect, they were able to measure the angles between the sky projections of the spin axes and the orbital axis, and show that there is indeed a strong misalignment for both components of the binary. It is the first documented case in which this has been shown convincingly for stars in a double-lined eclipsing binary.¹

With this new information Albrecht et al. (2009) managed to reduce the discrepancy with the predicted apsidal motion rate of DI Her very significantly, so that theory and observation are now in much better agreement. Some of the angles involved in computing the effect of the tilted axes remain unknown, however, so the theoretical prediction necessarily assumes a statistical character in this case, which Albrecht et al. (2009) tackled by means of Monte Carlo simulations. The nominal difference between the measured apsidal motion rate and the mode of their theoretical probability distribution for $\dot{\omega}$ is still about 50% at present, although the distribution is rather wide so theory and observation are formally consistent with each other. Some of this difference could be due to the measurement of $\dot{\omega}_{\text{obs}}$ itself, to inaccuracies in the adopted absolute dimensions of the stars, or to the stellar evolution models used to infer the apsidal motion constants k_2 , which are needed as inputs to the theoretical calculations.

In this paper we re-examine all the ingredients in order to provide the most accurate predictions and observational constraints. We incorporate new measurements of the times of eclipse to derive an improved value of $\dot{\omega}_{\text{obs}}$ for DI Her that is significantly larger than the value adopted by Albrecht et al. (2009). We use the most recent determinations of the mass, radius, and other properties of the stars, and we revisit the temperature determinations. With these we provide new fits to stellar evolution models and derive new apsidal motion constants. We then repeat the comparison of the measured apsidal motion rate with theory, also examining the sensitivity of the predictions to several of the key observables.

2. Observational data

2.1. The absolute dimensions

The absolute masses and radii of the components of DI Her used here are adopted from the recent compilation by Torres et al. (2009a), in which these and other properties were re-examined or redetermined with a uniform methodology. The uncertainties are adopted from the same source. We summarize all observational results in Table 1, and describe some of them later. The effective temperatures reported by Torres et al. (2009a) are based on the individual $B-V$ colors as given by Popper (1982), and on his color/temperature relation (Popper 1980). As a check, we used the Strömgren photometry obtained by Hilditch & Hill (1975) and the calibration of Crawford (1978), and derived a mean de-reddened color for the binary that is essentially identical to Popper's. The color/temperature calibration by Paunzen et al. (2005), which combines several more recent temperature scales, then yields individual temperatures of 17300 K and 15400 K for the primary and secondary, with uncertainties of 800 K. These are the temperatures we adopt in this work, which are 300 K hotter than those listed by Torres et al. (2009a).

¹ Spin-orbit misalignment has been reported previously for several host stars of extrasolar transiting planets.

Table 1. Observational parameters for DI Her.

Parameter	Primary	Secondary
Mass m (M_{\odot})	5.17 ± 0.11	4.524 ± 0.066
Radius R (R_{\odot})	2.681 ± 0.046	2.478 ± 0.046
Effective temperature (K)	17300 ± 800	15400 ± 800
$v \sin \beta$ (km s^{-1})	108 ± 4	116 ± 4
λ (deg)	$+72 \pm 4$	-84 ± 8
$\log k_2$	-2.10 ± 0.05	-2.13 ± 0.05
Orbital period P (days)*	10.5501696 ± 0.0000007	
Reference epoch T_0 (HJD)	$2,447,372.9567 \pm 0.0005$	
ω_0 at reference epoch (deg)	330.0 ± 0.1	
Orbital eccentricity e	0.4895 ± 0.0008	
Orbital inclination i (deg)	89.30 ± 0.07	
$\dot{\omega}_{\text{obs}}$ (deg cycle^{-1})	0.00042 ± 0.00012	

* P corresponds here to the sidereal period P_s .

2.2. New apsidal motion rate

The apsidal motion rate of DI Her was determined by means of an $O-C$ diagram analysis. The method we followed is that described by Giménez & García-Pelayo (1983), which is an iterative weighted least-squares procedure including terms in the eccentricity up to the fifth order. There are five adjustable quantities to be determined: the rate of periastron advance $\dot{\omega}$, the sidereal period P_s , the eccentricity e , and the longitude of periastron ω_0 at the reference epoch T_0 . The periastron position ω at any epoch E is then given by the linear equation

$$\omega = \omega_0 + \dot{\omega} E, \quad (1)$$

and the relation between the sidereal and the anomalistic periods, P_s and P_a , is given by

$$P_s = P_a (1 - \dot{\omega}/360^\circ). \quad (2)$$

The value for the orbital inclination was adopted as $i = 89:30$ from the light-curve analysis of Guinan & Maloney (1985).

We used all precise photoelectric and CCD timings recently recalculated by Kozyreva & Bagaev (2009, their Tables 1 and 2), as well as new times of eclipse obtained by us at two observatories, with the following instrumentation:

- Observatory and Planetarium of Johann Palisa, Ostrava, Czech Republic: 0.20-m or 0.30-m telescopes with an SBIG ST-8XME CCD camera and Johnson V , R , and I filters;
- Valašské Meziříčí Observatory, Czech Republic: 0.30-m Celestron Ultima telescope with an SBIG ST-7 CCD camera and Johnson R filter.

The reduction of all images was performed with the synthetic aperture photometry software developed by Motl (2007). The frames were dark-subtracted and flat-fielded, and the heliocentric correction was applied. An example of these observations is presented in Figure 1. The new times of primary and secondary eclipse and their errors were determined by the classical Kwee & van Woerden (1956) algorithm, and are listed in Table 2. Earlier visual and photographic times were not used in our analysis because of the large scatter of those measurements. A total of 69 times of minimum light were employed, including 34 corresponding to the secondary eclipse.

The solution was performed by minimizing the standard χ^2 sum, and the errors of the observations were adopted as published. The resulting apsidal motion parameters and their uncertainties from the least squares fitting are presented at the bottom

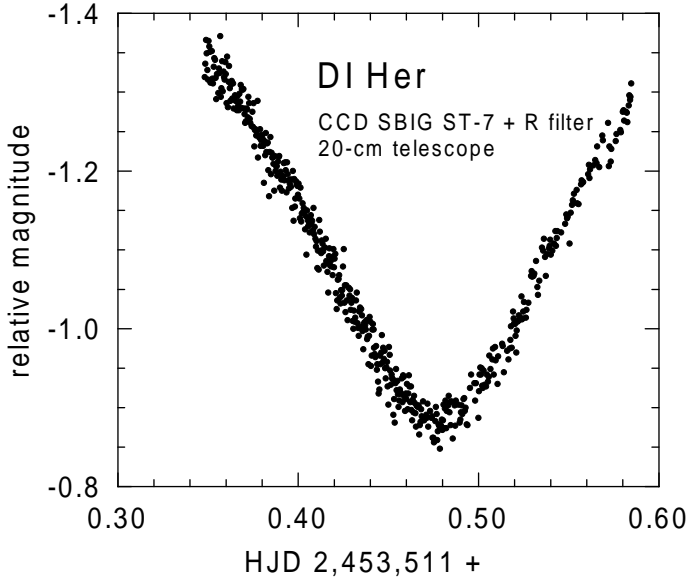


Fig. 1. Differential light curve of DI Her during the primary minimum of 2005 May 20, as measured by Ms. Hana Kučáková at the Johann Palisa Observatory, Technical University Ostrava, Czech Republic. The observations were made through a Johnson *R* filter with a 20-cm reflecting telescope and SBIG ST-8XME CCD camera, with exposure times of 25 seconds. The comparison star was GSC 02109-00247 ($V = 10.04$). The light curve contains more than 500 points obtained during nearly 6 hours of monitoring.

Table 2. New times of minimum light of DI Her.

HJD-2,400,000	σ (days)	Epoch	Filter	Observatory
52456.46107	0.0005	482.0	<i>R</i>	Ostrava
53511.47699	0.0004	582.0	<i>R</i>	Ostrava
53933.48379	0.0005	622.0	<i>I</i>	Valašské Meziříčí
54239.43802	0.0008	651.0	<i>R</i>	Ostrava
54627.36687*	0.0005	687.5	<i>VRI</i>	Ostrava

* Mean value of *VRI* measurements.

of Table 1, and the corresponding $O-C$ diagram is shown in Figure 2. The χ^2 value for the best fit was $\chi^2 \simeq 500$. This is considerably larger than the number of degrees of freedom ($\nu = 64$), which is most likely due to the formal errors of the eclipse timings being underestimated, as is often found to be the case. The uncertainty of $\dot{\omega}$ reported in Table 1 already accounts for this effect. The extra scatter compared to the uncertainties is seen more clearly in Figure 3, in which the influence of the apsidal motion terms has been subtracted from the measurements. There is no evidence in this diagram of any other significant variations, such as might be induced by the presence of a third body in the system.

3. Stellar evolution models

As a prerequisite for investigating the theoretical apsidal motion of DI Her, the observed stellar properties such as the mass, ra-

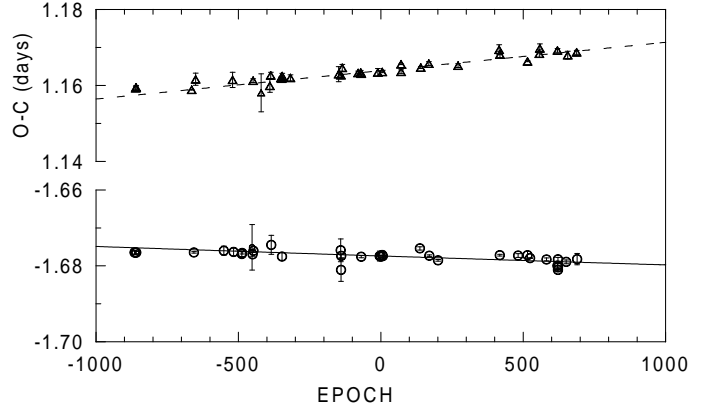


Fig. 2. The $O-C$ diagram of DI Her (eclipse timing residuals), together with our best-fit apsidal motion model. The solid line and circles correspond to the primary, and the dashed line and triangles to the secondary.

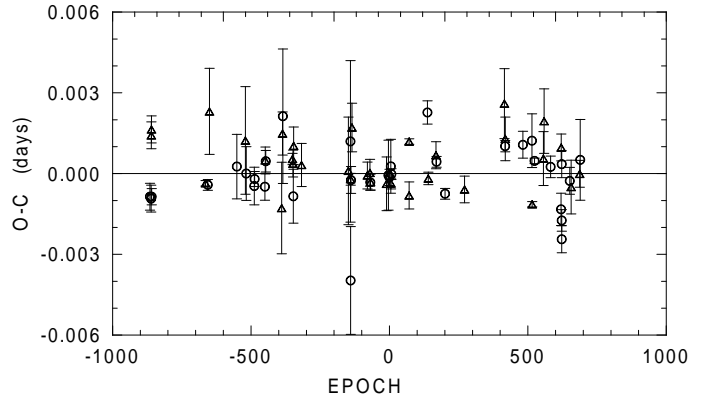


Fig. 3. The $O-C$ residuals from the photoelectric and CCD timings of DI Her, after subtraction of the apsidal motion terms. Symbols are as in Figure 2.

dius, and temperature of each component must be well matched by stellar evolution models, at a single age for the binary, since these models are then used to infer the apsidal motion constants k_2 that factor into the rotational and tidal contributions to $\dot{\omega}$. The basic properties of the stellar evolution code used here have been described by Claret (2004). The models include overshooting beyond the formal boundary of the convective core, as determined by the Schwarzschild criterion. The distance over which this is considered to occur is specified as $d_{\text{over}} = \alpha_{\text{ov}} H_p$, where H_p is the pressure scale height taken at the edge of the convective core, as given by Schwarzschild's criterion, and α_{ov} is a free parameter. We adopt here $\alpha_{\text{ov}} = 0.20$, following the results of Claret (2007). The evolution code incorporates radiative opacities from the tables provided by Iglesias & Rogers (1996), and the calculations of Alexander & Ferguson (1994) for lower temperatures.

The chemical composition of double-lined eclipsing binaries is often difficult to determine observationally, and that is the case also for DI Her. This introduces some uncertainty in the comparison with stellar evolution models, since the metal abundance Z then becomes a free parameter. For young systems such as DI Her, Z is quite sensitive to the effective temperatures of the stars. We computed evolutionary tracks for the measured masses and explored a range of compositions, finding the best fit for (X ,

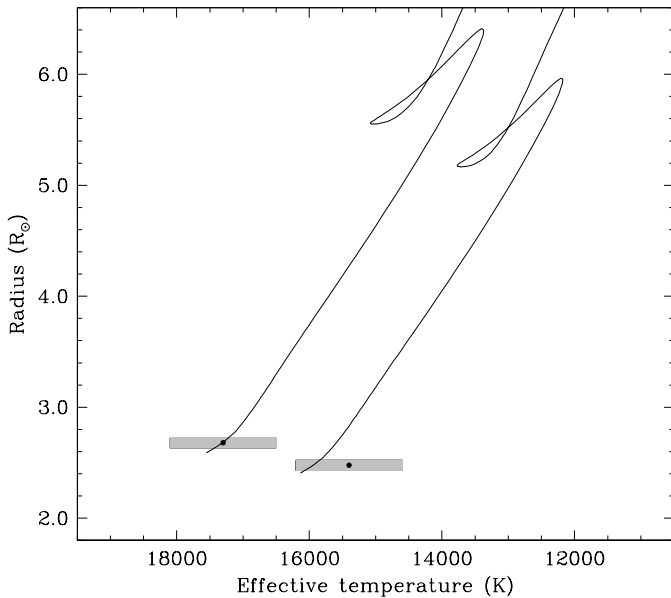


Fig. 4. Stellar evolution models compared with the measurements for DI Her. The evolutionary tracks are computed for the measured masses (see Table 1). The best fit has $(X, Z) = (0.71, 0.02)$, implying a chemical composition near solar.

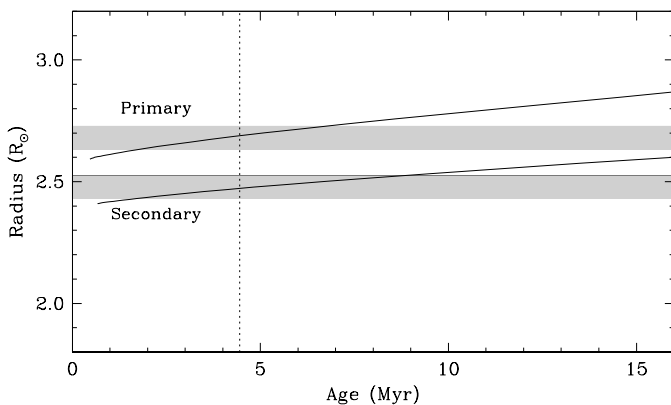


Fig. 5. Radius evolution of DI Her, based on the models shown in Figure 4. The shaded areas represent the measured radii and their uncertainties. The best-fit age of about 4.5 Myr is indicated by the vertical dotted line.

$Z) = (0.71, 0.02)$, which suggests an abundance very near that of the Sun. The observations along with our best fit are displayed in Figure 4. The agreement with the temperatures is quite satisfactory, given the error bars and other uncertainties described below. Precise age determinations for young systems are not easy to make and require very accurate measurements of the absolute radii. This is illustrated clearly in Figure 5. As small as the radius errors already are in DI Her ($< 2\%$ relative errors, which are among the best available for eclipsing binaries; see Torres et al. 2009a), the uncertainties allow for a wide range of ages between ~ 2 Myr and ~ 7 Myr. Nominally the best fit to the radii is achieved at about 4.5 Myr with these models. We note, in passing, that other models such as those from the Yonsei-Yale series (Yi et al. 2001, Demarque et al. 2004) do not yield as good a fit, at least with the grid of standard compositions (X, Z) that are publicly available.

The theoretical apsidal motion constants inferred from our models are $\log k_{21} = -2.10 \pm 0.05$ and $\log k_{22} = -2.13 \pm 0.05$ for

the primary and secondary, respectively. These values indicate that the modern models favor stars that are slightly more centrally concentrated in mass than those adopted by Claret (1998) and Albrecht et al. (2009). This goes in the direction of making the predicted apsidal motion rate smaller. Tests were made in order to evaluate the influence on the inferred k_2 of uncertainties in the age determination and in the chemical composition, and these uncertainties are included in the errors reported above.

Regarding the measured effective temperatures, it is worth mentioning that because the spin axes of the stars are tilted relative to the orbital axis, the temperature distribution over their disks due to gravity darkening could be highly non-uniform and asymmetric as viewed from the Earth, and it is even possible one or both components are viewed nearly pole-on. There may therefore be a bias in the measured effective temperatures that could amount to several hundred degrees for DI Her, but because the exact orientation is not known (see next section), the effect is difficult to estimate more precisely. Rotation itself changes the internal structure of stars and affects their evolution, generally leading to cooler temperatures. To explore this effect more quantitatively for DI Her we have computed models accounting for rotation (rigid-body approximation), and we find differences of the order of 200 K, depending on the inclination relative to the line of sight. Once again, since the precise orientation of the spin axes is unknown, we are unable to be more specific regarding this effect.

With the models computed in this section we have calculated the age at which the stellar spin axes in DI Her are expected to become aligned with the axis of the orbit due to the action of tidal forces. The procedure follows closely that described by Torres et al. (2009b, and references therein) for the case of the eclipsing system LV Her. The result using the theory by Zahn (1977, 1989) is $\sim 10^8$ yr. With the more general equations by Hut (1981), valid for systems of high eccentricity such as this, we obtain 3×10^7 yr, which is an order of magnitude larger than the evolutionary age. These estimates suggest, as is observed, that tidal forces have not had sufficient time in this system to make the rotation axes parallel to the axis of the orbit.

4. The apsidal motion of DI Her

The total rate of apsidal motion from theory, to be compared with the measured value, is given by sum of the individual contributions of each component due to tidal and rotational distortions, and the general relativistic term. When accounting for the possibility of misalignment (Shakura 1985), we have

$$\dot{\omega}_{\text{total}} = \dot{\omega}_{\text{GR}} + \dot{\omega}_{\text{tidal},1} + \dot{\omega}_{\text{tidal},2} + \dot{\omega}_{\text{rot},1} \phi_1 + \dot{\omega}_{\text{rot},2} \phi_2, \quad (3)$$

where

$$\dot{\omega}_{\text{tidal},j} = \left[\frac{15m_{3-j}}{m_j} k_{2j} g(e) \right] \left(\frac{R_j}{A} \right)^5, \quad (4)$$

$$\dot{\omega}_{\text{rot},j} = \left[\left(\frac{\Omega_j}{\Omega_K} \right)^2 \left(1 + \frac{m_{3-j}}{m_j} \right) f(e) k_{2j} \right] \left(\frac{R_j}{A} \right)^5, \quad (5)$$

$$\phi_j = -\frac{1}{\sin^2 i} \left[\cos \alpha_j (\cos \alpha_j - \cos \beta_j \cos i) + \frac{1}{2} \sin^2 i (1 - 5 \cos^2 \alpha_j) \right]. \quad (6)$$

The subindices ‘tidal, j ’ and ‘rot, j ’ in eq.(3) denote the tidal and rotational contributions of component j , and ‘GR’ represents the relativistic contribution to the periastron advance. The angle i is the measured inclination of the orbital plane relative to the

line of sight (see Table 1), α_j are the angles between the rotation axes and the normal to the orbital plane, and β_j are the angles between the rotation axes and the line of sight to the observer. The symbols Ω_j and Ω_K represent the rotational angular velocity for component j , and the Keplerian orbital angular velocity; A is the semimajor axis of the orbit, and R_j and m_j are the radius and mass of component j . The symbols k_{2j} represent the apsidal motion constant of component j , which we determined in the previous section. The auxiliary functions $f(e)$ and $g(e)$ depend only on the eccentricity e , and can be written as $f(e) = (1 - e^2)^{-2}$ and $g(e) = (8 + 12e^2 + e^4)f(e)^{2.5}/8$. The factors ϕ_j capture the dependence on the orientation of the stars. When the spin axes are perfectly aligned with the orbit, $\alpha_j = 0$, $\beta_j = i$, and $\phi_j = 1$, so that eq.(3) reduces to the classical expression presented by Sterne (1939a, 1939b).

The relativistic contribution to the apsidal motion, which is independent of stellar structure, was given by Levi-Civita (1937) as

$$\dot{\omega}_{\text{GR}} = 2.29 \times 10^{-3} \frac{(m_1 + m_2)}{A(1 - e^2)} \text{ deg cycle}^{-1}, \quad (7)$$

where m_i and A are in solar units.

Introducing numerical values in eq.(4), we obtain for the tidal contribution $\dot{\omega}_{\text{tidal},1} + \dot{\omega}_{\text{tidal},2} = 0.000339^{+40}_{-34} \text{ deg cycle}^{-1}$, where the error bars are given in units of the last significant digit and account for all observational uncertainties. This is about 10% smaller than obtained by Albrecht et al. (2009), who adopted slightly different absolute dimensions for the stars. The relativistic contribution is $\dot{\omega}_{\text{GR}} = 0.000677^{+6}_{-7} \text{ deg cycle}^{-1}$.

The calculation of the rotational contribution is more involved due to the dependence on the orientation of the system. The angles α_j and β_j in eq.(6) are not directly measured. However, they are related through the expression

$$\cos \alpha_j = \cos \beta_j \cos i + \sin \beta_j \sin i \cos \lambda_j, \quad (8)$$

in which λ_j are accessible to observation through the Rossiter-McLaughlin effect, and represent the angles between the projections of the spin axes and the orbital axis on the plane of the sky, for each star. Albrecht et al. (2009) determined their values to be $\lambda_1 = +72^\circ \pm 4^\circ$ and $\lambda_2 = -84^\circ \pm 8^\circ$ for the primary and secondary of DI Her, respectively. The angular velocities Ω_j depend on the projected linear rotational velocities, which were measured spectroscopically by Albrecht et al. (2009) as $v_1 \sin \beta_1 = 108 \pm 4 \text{ km s}^{-1}$ and $v_2 \sin \beta_2 = 116 \pm 4 \text{ km s}^{-1}$, and on the unknown inclination angles β_j needed to de-project the measured velocities in order to infer the equatorial values. We may therefore write

$$\frac{\Omega_j}{\Omega_K} = \frac{P}{2\pi R_j} \frac{[v_j \sin \beta_j]}{\sin \beta_j}, \quad (9)$$

in which we represent $v_j \sin \beta_j$ in square brackets to indicate that it is a measured quantity.

We follow Albrecht et al. (2009) and perform Monte Carlo simulations in order to determine ϕ_1 and ϕ_2 , and with these the total rate of apsidal motion in eq(3). The result is a probability distribution rather than a single value. For this we assume that the angles β_j are distributed completely at random², or equivalently, that $\cos \beta_j$ has a uniform distribution. Knowledge of β_j is sufficient to determine $\cos \alpha_j$ through eq.(8), and Ω_j/Ω_K through eq.(9). As did Albrecht et al. (2009), we exclude angles β_j that lead to equatorial rotational velocities exceeding the breakup velocity, for which we adopt 600 km s^{-1} .

² In other words, $\text{Prob}(\beta_j) d\beta_j = \sin \beta_j d\beta_j$.

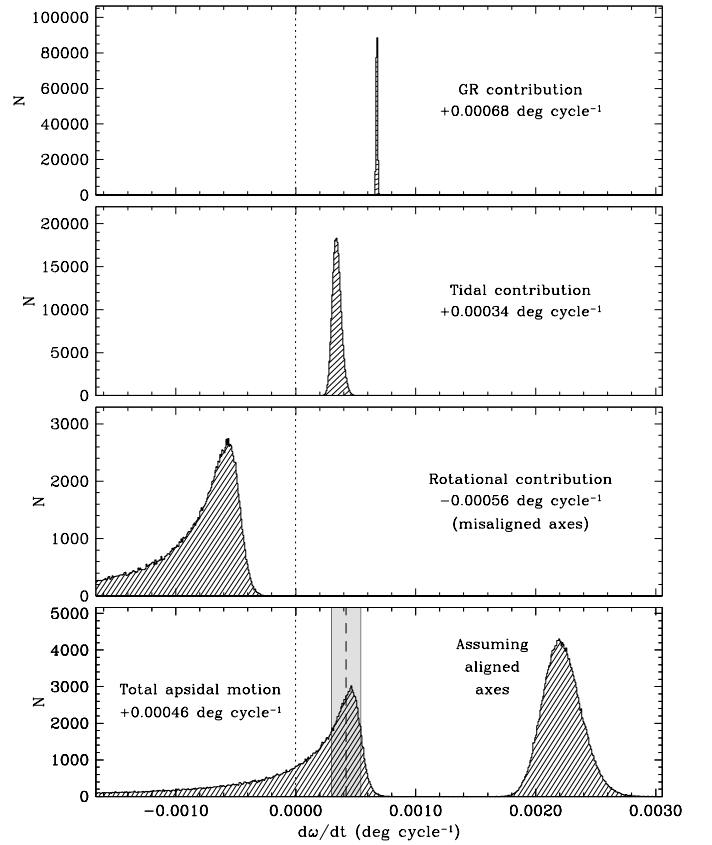


Fig. 6. Monte Carlo calculations for the apsidal motion of DI Her, based on 2×10^5 simulations. From top to bottom, the first three panels show the separate contributions from GR, tidal distortions (2nd and 3rd terms of eq.[3]), and rotational distortions (4th and 5th terms of eq.[3]), based on the measurements by Albrecht et al. (2009). The distributions account for all observational errors. The bottom panel shows the predicted total apsidal motion rate on the left (sum of all the above contributions), and on the right the result obtained if the spin axes are assumed to be aligned with the orbital axes, rather than strongly misaligned, as observed. The measured rate of apsidal motion of $\dot{\omega}_{\text{obs}} = 0.00042 \pm 0.00012 \text{ deg cycle}^{-1}$ is indicated with the vertical dashed line and shaded area, and agrees remarkably well with the calculation for misaligned axes. The mode of the distribution for the case of aligned axes, on the other hand, is more than 5 times larger than the measured value.

In the first three panels of Figure 6 we show separately the GR, tidal, and rotational contributions to the apsidal motion rate. The distributions for the first two were also generated with Monte Carlo simulations in which we have assumed all observational quantities have normally distributed errors. The distribution for the rotational term in the third panel is much wider and asymmetrical, but also sharply peaked, and has a *negative* modal value of $\dot{\omega}_{\text{rot}} = -0.00056 \text{ deg cycle}^{-1}$, as proposed by Shakura (1985) and others, indicating a retrograde motion of the line of apsides due to the misalignment of the spin and orbital axes. This result is numerically some 10% larger than that obtained by Albrecht et al. (2009), on account of the slightly different absolute dimensions and theoretical k_{2j} values adopted. The bottom panel of Figure 6 displays the predicted distribution for the total apsidal motion rate (left), which has a mode of $\dot{\omega}_{\text{total}} = 0.00046^{+7}_{-47.3} \text{ deg cycle}^{-1}$ (asymmetric 1σ errors enclosing 68.3% of the results). The agreement with the new measured

value of $\omega_{\text{obs}} = 0.00042 \pm 0.00012$ deg cycle $^{-1}$ from Sect. 2.2 is excellent, although the theoretical distribution has a long tail toward the left that could certainly accommodate smaller values of $\dot{\omega}_{\text{obs}}$. Still, it is interesting to note that the measurement now agrees much more closely with the most probable value from theory, the formal difference being only 10%. The improvement compared to the results by Albrecht et al. (2009) is due mostly to the refinement of the measured apsidal motion rate, and to some extent also to the updated absolute dimensions and stellar models leading to more realistic apsidal motion constants. In particular, our models imply stars that are somewhat more centrally concentrated in mass.

If the spin axes of DI Her are assumed to be perfectly aligned with the orbit, instead of strongly misaligned as observed, the resulting Monte Carlo distribution for the total apsidal motion rate is that shown on the right-hand side of the bottom panel of Figure 6. The mode of this distribution is at $\dot{\omega}_{\text{total}} = 0.00220^{+18}_{-13}$ deg cycle $^{-1}$, which is 5.2 times larger than the measured value. The distribution is completely inconsistent with the observation. This result for the case of aligned axes is nearly a factor of two larger than that presented by Albrecht et al. (2009). The reason for this significant difference is that theirs is based on calculations by Guinan & Maloney (1985) in which the projected rotational velocities of both stars were taken to be 45 km s $^{-1}$, as measured spectroscopically in the 1970s, whereas we used the values reported by Albrecht et al. (2009) themselves, obtained in 2008, which are considerably larger (Table 1).

The sensitivity of our Monte Carlo calculations for the misaligned case to some of the quantities measured by Albrecht et al. (2009), such as λ_j and $v_j \sin \beta_j$, is illustrated in Figure 7. We show the changes in the resulting distributions when these values are altered one at a time for the primary star, with all other observational quantities held at their nominal values.

The DI Her observations of Albrecht et al. (2009) exploiting the Rossiter-McLaughlin effect represent a breakthrough in our understanding of this system, and the accuracy of their measurements has played a central role in achieving the now excellent agreement with the measured apsidal motion rate of the binary, to within 10% (a small fraction of the measurement error). The main factor leading to this improvement has been the new measurement of the apsidal motion rate presented here, followed by other refinements including the consideration of stellar models with updated input physics, and more accurate absolute dimensions for the binary components. We now know that the spin axes of the DI Her components are strongly misaligned, and the mystery of its slow apsidal motion rate is solved. However, questions remain. During the process of binary star formation the stellar spins and the orbit presumably derive their angular momentum from the same source, which is the parent molecular cloud. One would then naturally expect that the axes would be closely aligned, yet in this system they are not. Thus, interest in this object is sure to continue as theorists try to answer these questions about DI Her, and observers look for other systems like it.

Acknowledgements. The Spanish MEC (AYA2006-06375) is gratefully acknowledged for its support during the development of this work. GT acknowledges partial support through grant AST-0708229 from the US National Science Foundation. The research of MW was supported by the Research Program MSM0021620860 of the Ministry of Education of the Czech Republic. We would like to thank Ms. Hana Kučáková, Ostrava Observatory, and Mr. Ladislav Šmelcer, Valašské Meziříčí Observatory, for their valuable assistance with the photometric observations, and the anonymous referee for helpful suggestions. This research has made use of the SIMBAD database, operated at CDS, Strasbourg, France, and of NASA's Astrophysics Data System Abstract Service.

References

- Albrecht, S., Reffert, S., Snellen, I. A. G., & Winn, J. N. 2009, *Nature*, 461, 373
 Alexander, D. R., & Ferguson, J. W. 1994, *ApJ*, 437, 879
 Claret, A. 1997, *A&A*, 327, 11
 Claret, A. 1998, *A&A*, 330, 533
 Claret, A. 2004, *A&A*, 424, 919
 Claret, A. 2007, *A&A*, 475, 1019
 Company, R., Portilla, M., & Giménez, A. 1988, *ApJ*, 335, 962
 Crawford, D. L. 1978, *AJ*, 83,
 Demarque, P., Woo, J.-H., Kim, Y.-C., & Yi, S. K. 2004, *ApJS*, 155, 667
 Giménez, A., & García-Pelayo, J. M. 1983, *Ap&SS*, 92, 203
 Guinan, E. F., Maloney, F. P. 1985, *AJ*, 90, 1519
 Hilditch, R. W., & Hill, G. 1975, *Mem. R. astr. Soc.*, 79, 101
 Hut, P. 1981, *A&A*, 99, 126
 Iglesias, C. A., & Rogers, F. J. 1996, *ApJ*, 464, 943
 Khodykin, S. A. 2007, *IBVS*, No. 5788
 Kozyreva, V. S., & Bagaev, L. A. 2009, *Astronomy Letters*, 35, 483
 Kwee, K. K., & van Woerden, H. 1956, *Bull. Astron. Inst. Netherlands*, 12, 327
 Levi-Civita, T. 1937, *Amer. J. Math.*, 59, 225
 Motl, D. 2007, C-MUNIPACK, <http://c-munipack.sourceforge.net>
 Paunzen, E., Schnell, A., & Maitzen, H. M. 2005, *A&A*, 444, 941
 Popper D. M. 1980, *ARA&A*, 18, 115
 Popper D. M. 1982, *ApJ*, 254, 203
 Runkle, R. C. 2003, Ph.D. Thesis, University of North Carolina, unpublished
 Shakura, N. I. 1985, *Sov. Astr. Lett.*, 11(4), 225
 Sterne, T. E. 1939a, *MNRAS*, 99, 451
 Sterne, T. E. 1939b, *MNRAS*, 99, 662
 Torres, G., Andersen, J., & Giménez, A. 2009a, *A&A Rev.*, 18, 67
 Torres, G., Lacy, C. H. S., & Claret, A. 2009b, *AJ*, 138, 1622
 Wolf, M., Claret, A., Kotkova, H., Kocian, R., Brat, L., Svoboda, P., & Smelcer, L. 2009, *A&A*, in press
 Yi, S. K., Demarque, P., Kim, Y.-C., Lee, Y.-W., Ree, C. H., Lejeune, T., & Barnes, S. 2001, *ApJS*, 136, 417
 Zahn, J.-P. 1977, *A&A*, 57, 383
 Zahn, J.-P. 1989, *A&A*, 220, 112

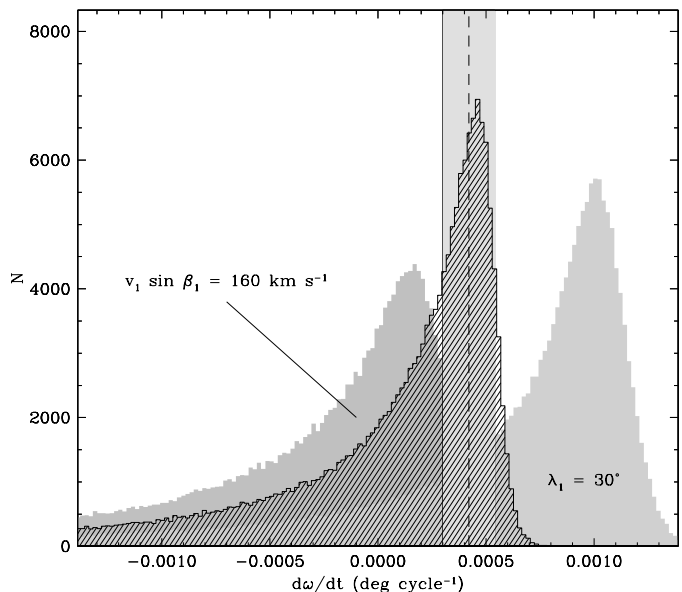


Fig. 7. Sensitivity of the Monte Carlo calculations for the predicted apsidal motion rate of DI Her to changes in some of the input quantities measured with the Rossiter-McLaughlin effect. The hatched histogram is the result using the values exactly as reported by Albrecht et al. (2009), and the vertical dashed line and shaded region marks the new measured apsidal motion rate reported in this work. The shaded histogram on the left is for $v_1 \sin \beta_1 = 160$ km s $^{-1}$ instead of the nominal value of 108 km s $^{-1}$, with all other quantities left at their measured values. The shaded histogram on the right is for $\lambda_1 = 30^\circ$ instead of the observed value of 72° . Similar effects are seen when varying those parameters for the secondary.