

Please cite as: arXiv:1002.2798v3, <http://arXiv.org>

Comparative Results: Group Search Optimizer and Central Force Optimization

Richard A. Formato¹

Abstract: This note compares the performance of two multidimensional search and optimization algorithms: Group Search Optimizer and Central Force Optimization. GSO is a new state-of-the-art algorithm that has gained some notoriety, consequently providing an excellent yardstick for measuring the performance of other algorithms. CFO is a novel deterministic metaheuristic that has performed well against GSO in previous tests. The CFO implementation reported here includes architectural improvements in errant probe retrieval and decision space adaptation that result in even better performance. Detailed results are provided for the twenty-three function benchmark suite used to evaluate GSO. CFO performs better than or essentially as well as GSO on twenty functions and nearly as well on one of the remaining three.

Ver. 3, 24 February 2010 (Fig. A2(b) replaced for improved visualization; minor typos corrected).

Ver. 2, 22 February 2010 (Reset of decision space boundaries to initial values after time loop explicitly added in Fig. 1 because previously it was implied but explicitly included only in the source code listing in Appendix 3; Fig. A2(b) and discussion added to provide 3D IPD visualization; Reference [6] updated).

14 February 2010
Saint Augustine, Florida

Comparative Results: Group Search Optimizer and Central Force Optimization

Richard A. Formato¹

1. Introduction

This note compares two multidimensional search and optimization algorithms: Group Search Optimizer (GSO) and Central Force Optimization (CFO) [1-11]. GSO is a new, state-of-the-art metaheuristic that has gained some notoriety [12,13]. It mimics animal foraging behavior using the strategies of “producing” (searching for food) and “scrounging” (joining resources discovered by other group members). GSO was tested against a suite of twenty-three benchmark functions with dimensionalities ranging from 2 to 30, and also on a limited basis for scalability to 300 dimensions. This report compares GSO and CFO using the 2-30D benchmark suite. CFO performs exceptionally well, and, unlike GSO which is fundamentally stochastic, returns precisely the same results for every run with the same setup parameters. CFO’s further development lies in two areas: theory and architecture. On the theoretical front, there is reason to believe that the theory of Near Earth objects may be very useful [7-9], but this issue is not considered here. Rather, this note describes an improved architecture that was determined empirically. It is likely that most of CFO’s future architectural improvements similarly will be empirical in nature, and this note suggests some directions for such work.

2. CFO Implementation

CFO pseudocode for the implementation used here appears in Fig. 1 [for completeness the metaheuristic is described in detail in Appendix 1]. CFO is quite different from inherently stochastic algorithms because it is completely *deterministic*. Its probe trajectories are computed with absolute precision at every step. Nevertheless, CFO benefits from some measure of *pseudorandomness* because more information is generated about decision space Ω ’s topology [11]. Three methods are employed toward this end: (1) variable IPD (initial probe distribution); (2) variable repositioning factor; and (3) decision space adaptation in which Ω ’s size is periodically reduced. Each of these methods is “pseudorandom” in nature because the numbers involved are completely arbitrary but precisely known, either by specification or calculation. Thus, each variable is known with absolute precision at every step (iteration) of the CFO run. This type of “randomness” is fundamentally different from a truly random process in which values are computed from probability distributions and consequently unknowable in advance.

The CFO algorithm comprises three loops as shown in Fig. 1. The time step (j) loop is common to all CFO implementations, while the outer $\left(\frac{N_p}{N_d}\right)$ and γ loops define the IPD as described in Appendix 1. The errant probe retrieval scheme in Fig. 1 has been modified from the one used in [11] because it was possible that probes would be positioned beyond Ω ’s new boundary after shrinking [14]. The new scheme addresses this outlier issue, but it still is possible that many probes could be placed directly on the new boundary. This contingency, however, seems to be less problematic because the probes remain inside Ω ’s initial boundary, and placing them on the new one is no different than shrinking Ω by a different amount. This view is supported by some numerical experiments that failed to reveal significant differences when probes were placed within the new boundary by some fraction of Ω ’s extent along the coordinate direction in question. Concerning adaptation of Ω ’s boundaries, note that at the start

of each new $\left(\frac{N_p}{N_d}\right) \cdot \gamma$ run the decision space boundaries must be reset to their starting values before any shrinking is applied [step (h) in Fig. 1].

Two other changes have been made from the implementation in [11]: (1) when Ω is shrunk; and (2) the test for early termination. Instead of shrinking every 20th step, Ω now is resized every 10th step starting at step #20. The test for early termination is a difference between the average best fitness over 25 steps (instead of 50), including the current step, and the current best fitness of less than 10^{-6} (absolute value). These changes, along with the new errant probe retrieval scheme, have improved CFO's performance compared to GSO. The complete source code listing for this version of CFO (in Power Basic) appears in Appendix 3 and is available in electronic format upon request to the author.

```

For  $N_p/N_d = 2$  to  $\left(\frac{N_p}{N_d}\right)_{MAX}$  by 2 :
For  $\gamma = \gamma_{start}$  to  $\gamma_{stop}$  by  $\Delta\gamma$  :
(a.1) Compute initial probe distribution.
(a.2) Compute initial fitness matrix.
(a.3) Assign initial probe accelerations.
(a.4) Set initial  $F_{rep}$ .
For  $j = 0$  to  $N_j$  (or earlier termination criterion – see text):
(b) Compute probe position vectors,  $\vec{R}_j^p, 1 \leq p \leq N_p$  [eq.(A2)].
(c) Retrieve errant probes ( $1 \leq p \leq N_p$ ):
    If  $\vec{R}_j^p \cdot \hat{e}_i < x_i^{\min} \therefore$ 
         $\vec{R}_j^p \cdot \hat{e}_i = \max\{x_i^{\min} + F_{rep}(\vec{R}_{j-1}^p \cdot \hat{e}_i - x_i^{\min}), x_i^{\min}\}$ 
    If  $\vec{R}_j^p \cdot \hat{e}_i > x_i^{\max} \therefore$ 
         $\vec{R}_j^p \cdot \hat{e}_i = \min\{x_i^{\max} - F_{rep}(x_i^{\max} - \vec{R}_{j-1}^p \cdot \hat{e}_i), x_i^{\max}\}$ 
(d) Compute fitness matrix for current probe distribution.
(e) Compute accelerations using current probe distribution
    and fitnesses [eq. (A1)].
(f) Increment  $F_{rep}$  by  $\Delta F_{rep}$  :  $\left. \begin{array}{l} F_{rep} = F_{rep} + \Delta F_{rep} \\ \text{If } F_{rep} > 1 \therefore F_{rep} = \Delta F_{rep} \end{array} \right\}$ .
(g) If  $j \geq 20$  and  $j \text{ MOD } 10 = 0 \therefore$  Shrink  $\Omega$  around  $\vec{R}_{best}$  (see text).
Next  $j$ 
(h) Reset  $\Omega$ 's boundaries to their starting values before shrinking.
Next  $\gamma$ 
Next  $N_p/N_d$ 

```

Fig. 1. CFO Pseudocode.

3. GSO-CFO Comparison

CFO was tested against the same twenty-three function 2-30D benchmark suite used to evaluate GSO in [12]. In that paper, GSO was compared to two other algorithms, “PSO” and “GA”. The

benchmark functions, their decision spaces and characteristics, and the other algorithms are discussed in detail in [12]. PSO is a Particle Swarm implemented using “PSOt,” a MATLAB-based toolbox that includes standard and variant PSO algorithms. GA is a Genetic Algorithm implemented using the GAOT toolbox (genetic algorithm optimization toolbox). Recommended default parameter values were used for PSOt and GA as described in [12]. Thus, while this note compares CFO and GSO directly, it indirectly compares CFO to PSO and GA as well.

Table 1 summarizes CFO’s results using the same function numbering as [12]. Detailed CFO results for each test function appear in Appendix 2. f_{\max} is the known global *maximum* (note that the negative of each benchmark in [12] is used here because, unlike the other algorithms, CFO locates maxima, not minima). $\langle \cdot \rangle$ denotes average value. Because GSO, PSO and GA are inherently stochastic, their performance can only be described statistically. The statistical data for those algorithms in Table 2 are reproduced from [12]. By contrast, CFO’s results are repeatable over runs with the same parameters because CFO is completely deterministic; no statistical description is needed for CFO.

CFO’s best fitness returned by the best run in the set of runs with variable N_p/N_d and variable γ is tabulated in Table 1. For each value of N_p/N_d , eleven runs were made with $0 \leq \gamma \leq 1$ in increments of 0.1. For functions $f_{14} - f_{23}$, $2 \leq N_p/N_d \leq 14$ by 2 (77 runs total), while for $f_1 - f_{13}$, $2 \leq N_p/N_d \leq 6$ by 2 (33 runs total) [N_p/N_d reduced to avoid excessive runtimes]. Table 1 shows the γ value corresponding to the best fitness, γ_{best} , and the corresponding best value of N_p/N_d . The number of function evaluations, N_{eval} , is tabulated for the single best run, and for the group of runs used to determine γ_{best} and the best number of probes per axis. While N_t was set to 1000 to permit complete evolution of the best fitness, in every case the run was terminated much sooner because the early termination criterion was met.

CFO returned the best fitness on all seven functions in the first group of high dimensionality unimodal functions ($f_1 - f_7$). In the second set of six high dimensionality multimodal functions with many local maxima ($f_8 - f_{13}$), CFO performed best on two (f_9, f_{10}) and essentially the same as the best other algorithm (GSO) on f_8 . CFO performed nearly as well as GSO on f_{11} (best fitnesses, GSO/CFO, -0.030792/-0.0441976). In the last group of ten multimodal functions with few local maxima ($f_{14} - f_{23}$), CFO returned the best fitness on six functions ($f_{15}, f_{16}, f_{20} - f_{23}$), essentially equal fitnesses on three (f_{14}, f_{17}, f_{18}), and very slightly worse fitness on one (f_{19} : GSO/CFO, 3.8628/3.86269). CFO’s performance was not as good as GSO’s on only two of the twenty three functions (f_{12}, f_{13}).

4. Conclusion

Even though CFO is not as highly developed as the other algorithms in [12], it performed very well against all of them. CFO performed better than or essentially as well as GSO, GA and PSO on twenty of twenty three test functions, and only slightly worse on one of the remaining three. By contrast, in [12] GSO returned the best performance on only fifteen test functions compared to PSO and GA. Thus, CFO’s performance is considerably better than GSO’s, which in turn performed better than PSO or GA. In the work reported here, CFO’s performance was improved by making changes in the probe retrieval scheme and in decision space adaptation. Further improvements in these areas, as well as in the IPD, likely will result in even better performance.

Table 1. CFO Comparative Results for 23 Benchmark Functions

(N_d = Function Dimension, f_{\max} = Known Global Maximum)

Test Function*	N_d	f_{\max}^*	<Best Fitness>/ Other Algorithm	----- CFO -----				
				Best Fitness	γ_{best}	Best N_p/N_d	N_{eval}	
							Best Run	Total
Unimodal Functions (other algorithms: average of 1000 runs)								
f_1	30	0	-3.6927x10 ⁻³⁷ / PSO	0	0.5	2	2,760	405,780
f_2	30	0	-2.9168x10 ⁻²⁴ / PSO	0	0.5	2	15,960	330,300
f_3	30	0	-1.1979x10 ⁻³ / PSO	-3.857x10⁻⁵	0.5	2	4,380	859,740
f_4	30	0	-0.1078 / GSO	0	0.5	2	17,340	178,140
f_5	30	0	-37.3582 / PSO	-2.05081x10⁻³	0.1	4	10,200	477,540
f_6	30	0	-1.6000x10 ⁻² / GSO	0	0.5	2	2,760	227,940
f_7	30	0	-9.9024x10 ⁻³ / PSO	-2.3835x10⁻⁴	0.9	6	18,180	399,960
Multimodal Functions, Many Local Maxima (other algorithms: avg 1000 runs)								
f_8	30	12,569.5	12,569.4882 / GSO	12,569.4866	0.5	4	7,440	326,820
f_9	30	0	-0.6509 / GA	0	0.5	2	2,760	359,040
f_{10}	30	0	-2.6548x10 ⁻⁵ / GSO	0	0.5	2	2,760	478,560
f_{11}	30	0	-3.0792x10⁻² / GSO	-4.41976x10⁻²	0.1	6	35,280	266,700
f_{12}	30	0	-2.7648x10⁻¹¹ / GSO	-2.067x10 ⁻⁵	0.5	2	2,160	233,280
f_{13}	30	0	-4.6948x10⁻⁵ / GSO	-1.02803x10 ⁻³	0.7	4	10,920	317,280
Multimodal Functions, Few Local Maxima (other algorithms: avg 50 runs)								
f_{14}	2	-1	-0.9980 / GSO	-0.9980	0.2	12	2,784	79,136
f_{15}	4	-0.0003075	-3.7713x10 ⁻⁴ / GSO	-3.6196x10⁻⁴	0.5	12	7,008	171,216
f_{16}	2	1.0316285	1.031628 / GSO	1.03162821	0.5	12	3,624	74,832
f_{17}	2	-0.398	-0.3979 / GSO	-0.39795354	0.6	4	416	73,444
f_{18}	2	-3	-3 / GSO	-3.0000001	0.6	6	2,148	94,668
f_{19}	3	3.86	3.8628 / GSO	3.86268376	0.2	14	2,100	128,286
f_{20}	6	3.32	3.2697 / GSO	3.32157899	0.5	12	10,440	408,084
f_{21}	4	10	7.5439 / PSO	10.15319585	0.4	6	2,376	210,296
f_{22}	4	10	8.3553 / PSO	10.4029108	0.4	10	7,640	256,776
f_{23}	4	10	8.9439 / PSO	10.53633734	1.0	12	9,264	242,848

* Negative of the functions in [12] are computed by CFO because CFO searches for maxima instead of minima.

Note: best fitnesses highlighted in red; essentially equal fitnesses in blue.

Appendix 1. CFO Metaheuristic

CFO searches for the global *maxima* of an *objective function* $f(x_1, x_2, \dots, x_{N_d})$ defined on an N_d -dimensional decision space $\Omega: x_i^{\min} \leq x_i \leq x_i^{\max}, 1 \leq i \leq N_d$. The x_i are the *decision variables*, and i the coordinate number. The term *fitness* refers to the value of $f(\bar{x})$ at point \bar{x} in Ω . There is no *a priori* information about the objective function's maxima, that is, $f(\bar{x})$'s topology or "landscape" is unknown.

CFO searches Ω by flying "probes" through the space at discrete "time" steps (iterations). Each probe's location is specified by its position vector computed from two *equations of motion* that analogize their real-world counterparts for material objects moving through physical space under the influence of gravity without energy dissipation.

Probe p 's position vector at step j is $\vec{R}_j^p = \sum_{k=1}^{N_d} x_k^{p,j} \hat{e}_k$, where the $x_k^{p,j}$ are its coordinates and \hat{e}_k the unit vector along the x_k -axis. The indices $p, 1 \leq p \leq N_p$, and $j, 0 \leq j \leq N_t$, respectively, are the probe number and iteration number, where N_p and N_t are the corresponding *total* number of probes and *total* number of time steps.

Equations of Motion. In metaphorical "CFO space" each of the N_p probes experiences an acceleration created by the "gravitational pull" of "masses" in Ω . Probe p 's acceleration at step $j-1$ is given by

$$\vec{a}_{j-1}^p = G \sum_{\substack{k=1 \\ k \neq p}}^{N_p} U(M_{j-1}^k - M_{j-1}^p) \cdot (M_{j-1}^k - M_{j-1}^p)^\alpha \times \frac{(\vec{R}_{j-1}^k - \vec{R}_{j-1}^p)}{\|\vec{R}_{j-1}^k - \vec{R}_{j-1}^p\|^\beta}, \quad (\text{A1})$$

which is the first of CFO's two equations of motion. In (A1), $M_{j-1}^p = f(x_1^{p,j-1}, x_2^{p,j-1}, \dots, x_{N_d}^{p,j-1})$ is the objective function's fitness at probe p 's location at time step $j-1$. Each of the other probes at that step (iteration) has associated with it fitness $M_{j-1}^k, k = 1, \dots, p-1, p+1, \dots, N_p$. G is CFO's *gravitational constant*, and $U(\cdot)$ is the Unit Step function, $U(z) = \begin{cases} 1, & z \geq 0 \\ 0, & \text{otherwise} \end{cases}$.

The acceleration \vec{a}_{j-1}^p causes probe p to move from position \vec{R}_{j-1}^p at step $j-1$ to \vec{R}_j^p at step j according to the trajectory equation

$$\vec{R}_j^p = \vec{R}_{j-1}^p + \frac{1}{2} \vec{a}_{j-1}^p \Delta t^2, \quad j \geq 1, \quad (\text{A2})$$

which is CFO's second equation of motion.

CFO's equations of motion, (A1) and (A2), combine to compute a new probe distribution at each time step using "masses" discovered by the probe distribution at the previous step. Δt is the "time" interval between steps during which the acceleration is constant. Note that CFO's terminology has no significance beyond reflecting its kinematic roots, as does the factor $\frac{1}{2}$ in (A2). The gravitational constant, G , and time increment, Δt , have direct analogues in Newton's equations of motion for real masses moving under real gravity through three-dimensional

physical space. The CFO exponents α and β , by contrast, have no analogues in Nature. They provide added flexibility to the algorithm designer who, in metaphorical “CFO space,” is free to change how “gravity” varies with distance, or mass, or both if doing so creates a more effective algorithm.

CFO “Mass.” The concept of “mass” in CFO space is very important and quite different than it is in real space. Mass in the physical Universe is an inherent, immutable property of matter, whereas in CFO space it is a positive-definite *user-defined function* of the objective function’s fitness [not (necessarily) the fitness itself]. For example, in equation (A1) mass is defined as $MASS_{CFO} = U(M_{j-1}^k - M_{j-1}^p) \cdot (M_{j-1}^k - M_{j-1}^p)^\alpha$ [difference in fitness values raised to the α power multiplied by the Unit Step]. A different function can be used if it results in better performance. In this specific implementation the Unit Step is a critical element because it prevents negative mass. Without the Unit Step CFO mass could be negative depending on which fitness is greater. But mass in the real Universe always is positive, and consequently the force of gravity always attractive. By contrast, in metaphorical CFO space mass can be positive or negative depending on how it is defined, with very undesirable effects resulting from the wrong definition. Negative mass creates a *repulsive* gravitational force that flies probes away from maxima instead of toward them, thus defeating CFO’s very purpose.

Initial Probe Distribution. Every CFO run begins with a *user-specified* Initial Probe Distribution (IPD) defined by two parameters: (1) the total number of probes used, N_p ; and (2) where the probes are placed inside Ω . The CFO implementation reported here employs a *pseudorandom* variable IPD comprising an orthogonal array of N_p/N_d probes per axis deployed uniformly on “probe lines” parallel to the coordinate axes and intersecting at a point along Ω ’s principal diagonal. Pseudorandomness is defined as an arbitrary numerical sequence that is precisely known by specification or calculation. CFO’s fundamentally deterministic nature is not altered by injecting pseudorandomness because at every step CFO’s calculations are repeatable with absolute precision (see [11] for a discussion of why pseudorandomness is important in CFO).

Fig. A1 provides a two-dimensional (2D) example of this type of IPD (nine probes shown on each probe line, two overlapping, but any number may be used). The probe lines are parallel to the x_1 and x_2 axes intersecting at a point on Ω ’s principal diagonal marked by position vector

$$\vec{D} = \vec{X}_{\min} + \gamma(\vec{X}_{\max} - \vec{X}_{\min}), \text{ where } \vec{X}_{\min} = \sum_{i=1}^{N_d} x_i^{\min} \hat{e}_i \text{ and } \vec{X}_{\max} = \sum_{i=1}^{N_d} x_i^{\max} \hat{e}_i \text{ are the diagonal's}$$

endpoint vectors. The parameter $0 \leq \gamma \leq 1$ determines where the probe lines intersect along the diagonal. Fig. A2(a) shows a typical 2D IPD for different values of γ , while Fig. A2(b) provides a 3D example for various γ values. In Fig. A2(b) the principal diagonal is shown in red and the three orthogonal probe lines in blue. In this example each probe line contains six equally spaced probes. For certain values of γ three probes overlap at the probe lines’ intersection point on the principal diagonal. Of course, this IPD procedure is generalized to the N_d -dimensional decision space Ω to create N_d probe lines parallel to the N_d coordinate axes.

While Fig. A1 shows equal numbers of probes on each probe line, a different number of probes per axis can be used instead. For example, if equal probe spacing were desired in a decision space with unequal boundaries, or if overlapping probes were to be excluded in a symmetrical space, then unequal numbers could be used. Unequal numbers also might be

appropriate if *a priori* knowledge of Ω 's landscape, however obtained, suggests denser sampling in one region. While the variable N_p/N_d IPD of Fig. A1 was used for the results reported here, any number of other variable IPDs could be used instead. The key idea is that the IPD must be pseudorandom in the sense of uncorrelated with the decision space landscape in order to provide better sampling of the landscape.

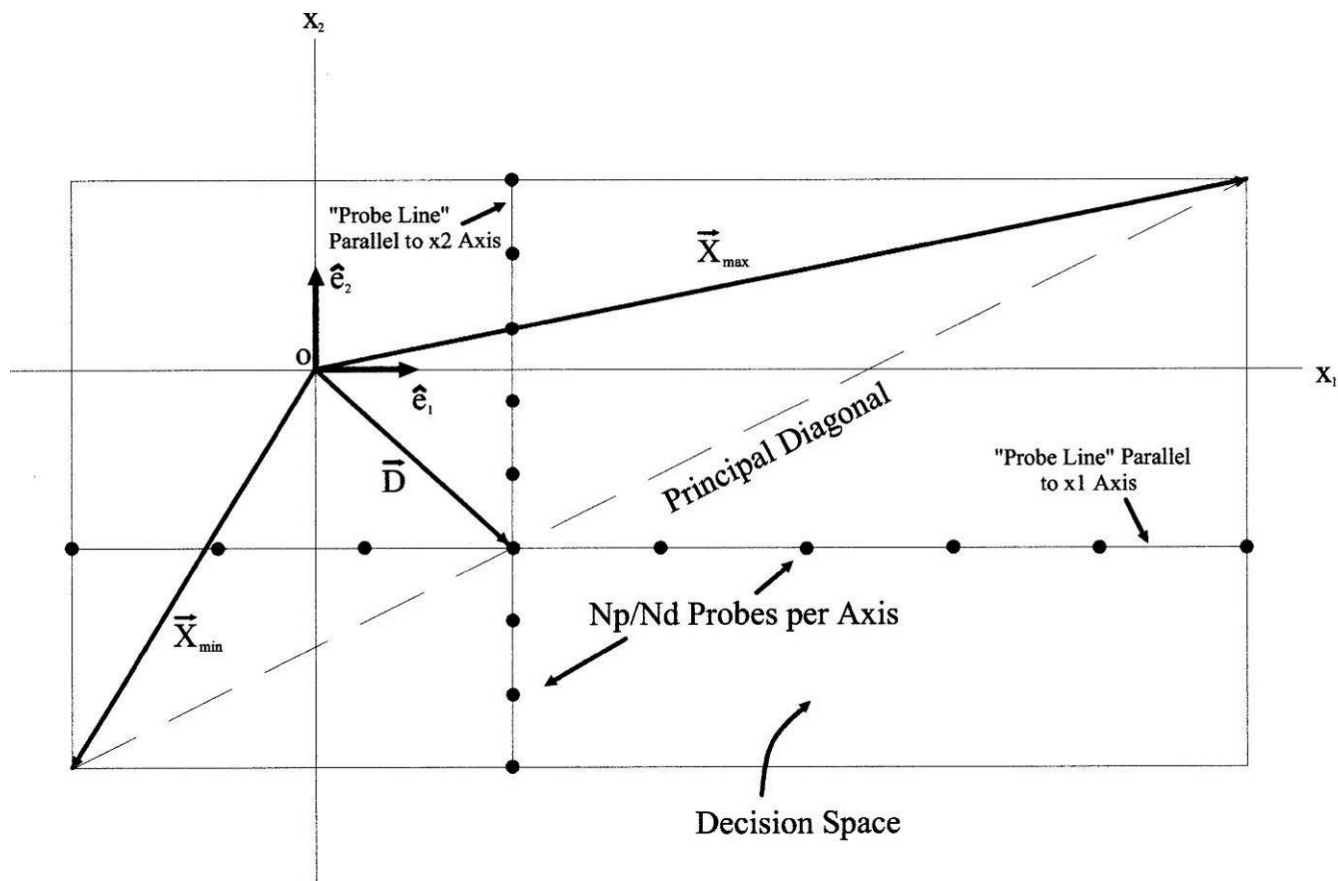


Fig. A1. Variable 2D Initial Probe Distribution used for CFO Runs Reported in This Note.

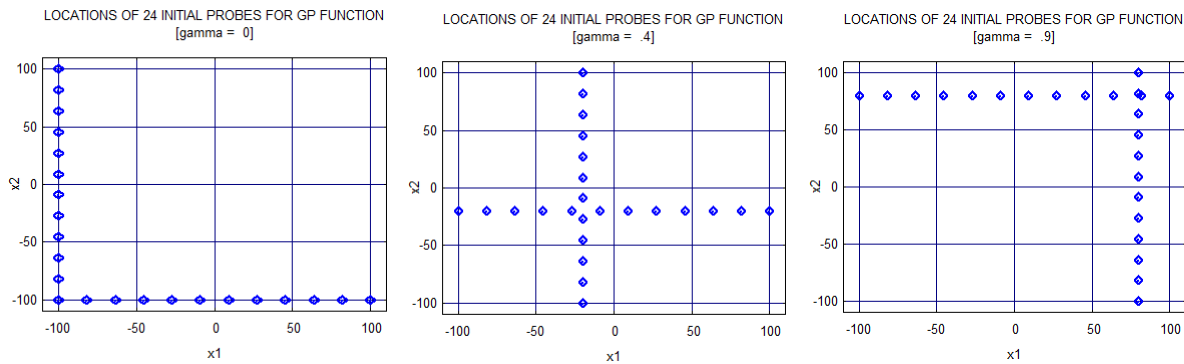


Fig. A2(a). Typical 2D IPD's for Different Values of γ .

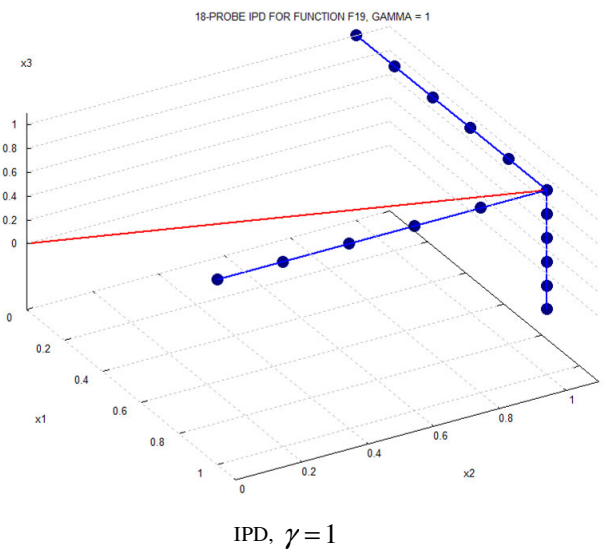
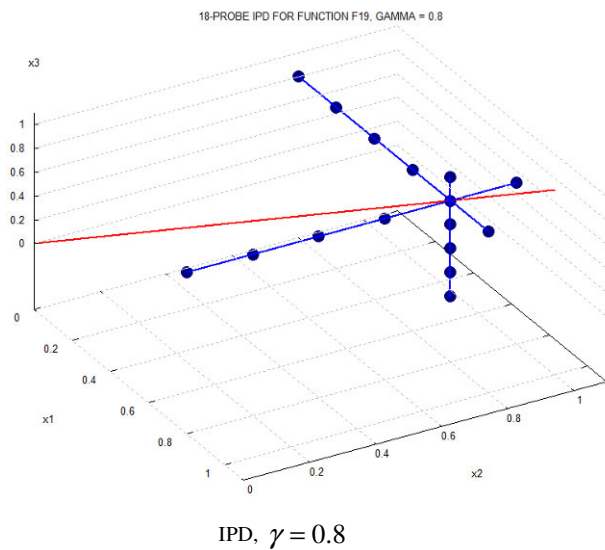
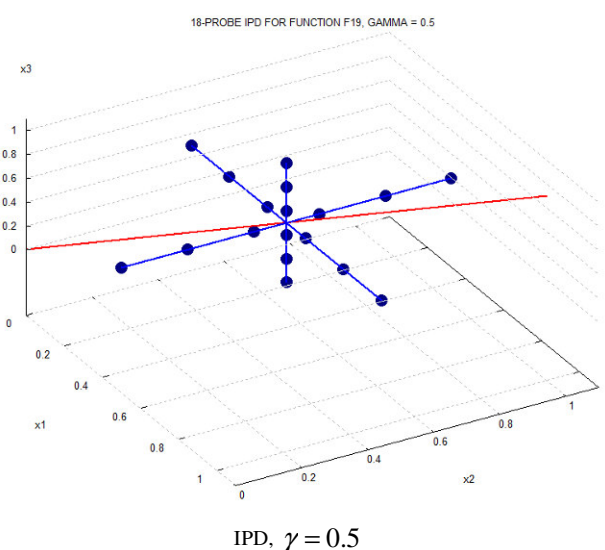
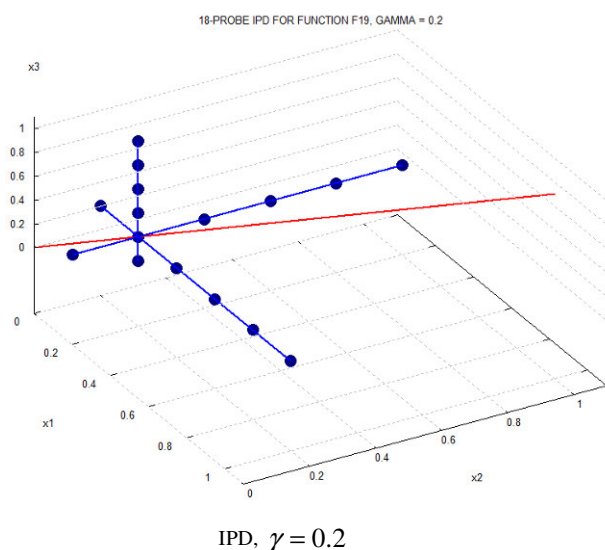
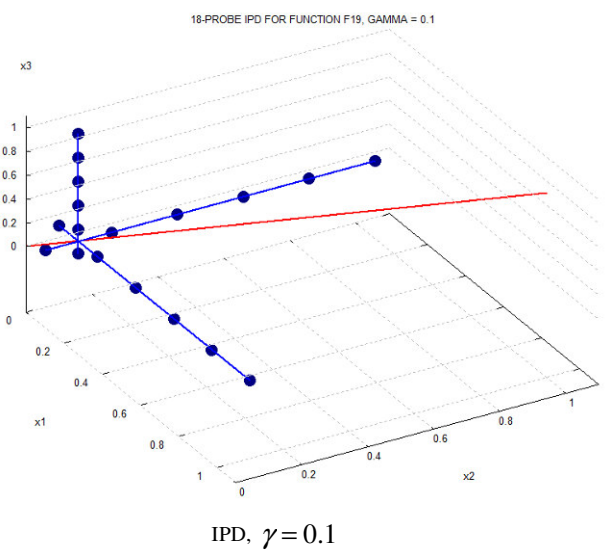
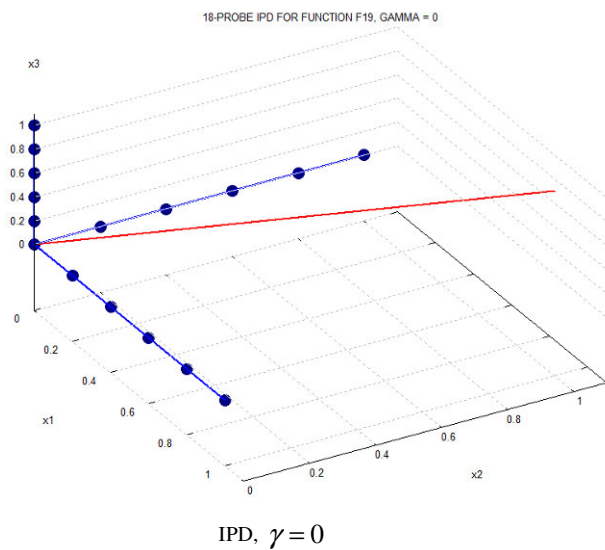


Fig. A2(b). Typical Variable 3D IPD (Initial Probe Distribution) for the GSO f_{19} Function (probes as filled circles).

Errant Probes. At any iteration in a CFO run, it is possible that a probe's acceleration computed from equation (A1) may be too great to keep it inside Ω . If any coordinate $x_i < x_i^{\min}$ or $x_i > x_i^{\max}$, the probe enters a region of *unfeasible* solutions that are not valid for the problem at hand. The question (which arises in many algorithms) is what to do with an errant probe. While many schemes are possible, a simple, empirically determined one is used here. On a coordinate-by-coordinate basis, probes flying outside Ω are placed a fraction $\Delta F_{rep} \leq F_{rep} \leq 1$ of the distance between the probe's starting coordinate and the corresponding boundary coordinate. F_{rep} is the "repositioning factor" introduced in [2]. See step (c) in the pseudocode of Fig. 1 for details.

Variable F_{rep} is another pseudorandom component of CFO. F_{rep} starts at an arbitrary initial value which is then incremented by an arbitrary amount ΔF_{rep} at each iteration (subject to $\Delta F_{rep} \leq F_{rep} \leq 1$). This process is inherently pseudorandom because F_{rep} is deterministic but arbitrary and uncorrelated with Ω 's topology. Placing errant probes pseudorandomly throughout Ω as the run progresses generates more information about its topology. This particular scheme seems to work well across a wide range of objective functions. Of course, many other procedures could be used to set F_{rep} 's value instead, some no doubt better than others.

Decision Space Adaptation: This CFO implementation includes adaptive reconfiguration of the decision space in order to improve convergence speed. This feature, too, is pseudorandom in nature because the manner in which Ω 's boundaries are changed is arbitrary and uncorrelated with the landscape. Fig. A3 illustrates in 2D how Ω 's size is adaptively reduced around \vec{R}_{best} , the location of the probe with best fitness throughout the run up to the current iteration. Ω is shrunk every 10th step beginning at step 20. Ω 's boundary coordinates are reduced by one-half the distance from the best probe's position to each boundary on a coordinate-by-coordinate basis, *i.e.*, $x_i'_{\min} = x_i^{\min} + \frac{\vec{R}_{best} \cdot \hat{e}_i - x_i^{\min}}{2}$ and $x_i'_{\max} = x_i^{\max} - \frac{x_i^{\max} - \vec{R}_{best} \cdot \hat{e}_i}{2}$, where the primed coordinate is Ω 's new boundary, and the dot denotes vector inner product. For clarity in the diagram, Fig. A3 shows \vec{R}_{best} as being fixed whereas generally it varies throughout a run. Changing Ω 's boundary every ten steps instead of some other interval was chosen arbitrarily (another, probably better approach, might be a reactive adaptation based on performance measures such as convergence speed or fitness saturation).

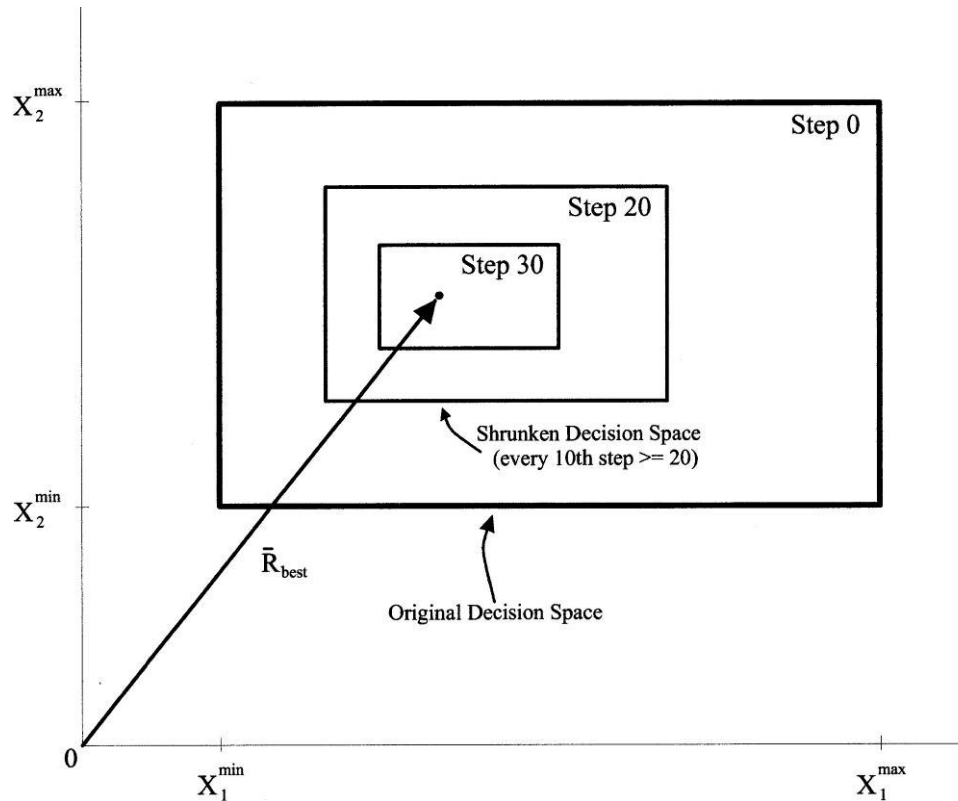


Fig. A3. Schematic 2D Decision Space Adaptation (constant \bar{R}_{best} for illustration only)

References

- [1] Formato, R. A., "Central Force Optimization: A New Metaheuristic with Applications in Applied Electromagnetics," *Prog. Electromagnetics Research*, **PIER 77**, pp. 425-491 (2007), online at <http://ceta.mit.edu/PIER/pier.php?volume=77> (DOI:10.2528/PIER07082403).
- [2] Formato, R. A., "Central Force Optimization: A New Computational Framework for Multidimensional Search and Optimization," in **Nature Inspired Cooperative Strategies for Optimization (NICSO 2007)**, *Studies in Computational Intelligence 129* (N. Krasnogor, G. Nicosia, M. Pavone, and D. Pelta, Eds.), vol. 129, pp. 221-238, Springer-Verlag, Heidelberg (2008).
- [3] Formato, R. A., "Central Force Optimisation: a New Gradient-Like Metaheuristic for Multidimensional Search and Optimisation," *Int. J. Bio-Inspired Computation*, **1**, no. 4, pp. 217-238 (2009). (DOI: 10.1504/IJBIC.2009.024721).
- [4] Formato, R. A., "Central Force Optimization: A New Deterministic Gradient-Like Optimization Metaheuristic," *OPSEARCH, Jour. of the Operations Research Society of India*, **46**, no. 1, pp. 25-51 (2009). (DOI: 10.1007/s12597-009-0003-4).
- [5] Qubati, G. M., Formato, R. A., and Dib, N. I., "Antenna Benchmark Performance and Array Synthesis using Central Force Optimisation," *IET (U.K.) Microwaves, Antennas & Propagation* (in press). (DOI: 10.1049/iet-map.2009.0147).
- [6] Formato, R. A., "Improved CFO Algorithm for Antenna Optimization," *Prog. Electromagnetics Research B (PIER B)*, **19**, pp. 405-425 (2010), online at <http://ceta.mit.edu/PIER>.
- [7] Formato, R. A., "Are Near Earth Objects the Key to Optimization Theory?" arXiv:0912.1394v1 [astro-ph.EP], online at www.arXiv.org.

- [8] Formato, R. A., “Central Force Optimization and NEOs – First Cousins?” *Journal of Multiple-Valued Logic and Soft Computing* (in press).
- [9] Formato, R. A., “NEOs – A Physicomimetic Framework for Central Force Optimization?” *Applied Mathematics and Computation* (review).
- [10] Formato, R. A., “Central Force Optimization with Variable Initial Probes and Adaptive Decision Space,” *Applied Mathematics and Computation* (review).
- [11] Formato, R. A., “Pseudorandomness in Central Force Optimization,” arXiv:1001.0317v2 [cs.NE], www.arXiv.org.
- [12] He, S., Wu, Q. H., Saunders, J. R., “Group Search Optimizer: An Optimization Algorithm Inspired by Animal Searching Behavior,” *IEEE Trans. Evol. Computation*, vol. 13, no. 5, pp. 973-990, Oct. 2009.
- [13] CIS Publication Spotlight, *IEEE Computational Intelligence Magazine*, vol. 5, no. 1, p. 5, Feb. 2010.
- [14] Prof. Mahamed G. H. Omran, Dept. of Computer Science, Gulf University for Science & Technology, P.O. Box 7207, Hawally 32093, Kuwait (private communication).

Ver. 3, 24 February 2010 (Fig. A2(b) replaced for improved visualization; minor typos corrected).

Ver. 2, 22 February 2010 (Reset of decision space boundaries to initial values after time loop explicitly added in Fig. 1 because previously it was implied but explicitly included only in the source code listing in Appendix 3; Fig. A2(b) and discussion added to provide 3D IPD visualization; Reference [6] updated).

14 February 2010
Saint Augustine, Florida

¹Richard A. Formato, JD, PhD
Registered Patent Attorney & Consulting Engineer
P.O. Box 1714, Harwich, MA 02645 USA
rf2@ieee.org

© 2010 Richard A. Formato

Appendix 2. CFO Summary Data for the GSO Benchmark Suite [12]

In the plots below, D_{avg} is the normalized average distance between the probe with the best fitness and all other probes at each time step, viz.,

$$D_{avg} = \frac{1}{L \cdot (N_p - 1)} \sum_{p=1}^{N_p} \sqrt{\sum_{i=1}^{N_d} (x_i^{p,j} - x_i^{p^*,j})^2}$$

where p^* is the number of the probe with the best fitness, and

$$L = \sqrt{\sum_{i=1}^{N_d} (x_i^{\max} - x_i^{\min})^2}$$

is the length of Ω 's principal diagonal (see [7,11] for a discussion of D_{avg}). In the tables below: N_{eval} is

the number of function evaluations. "V" denotes that F_{rep} was variable as discussed above. Note that the tabulated value is F_{rep} 's ending value when the run terminated (not the initial value). *Fitness* tabulates the best fitness returned during the run. The *Initial Probes* column shows the type of initial probe distribution, in this case probes UNIFORMlY spaced along probe lines parallel to Ω 's axes (notated "P-AXIS") as described above and shown in Figs. A1 and A2. Other column headings are self-explanatory. Note that, because CFO is deterministic, these data can be used to validate implementations based on the pseudocode in Fig. 1.

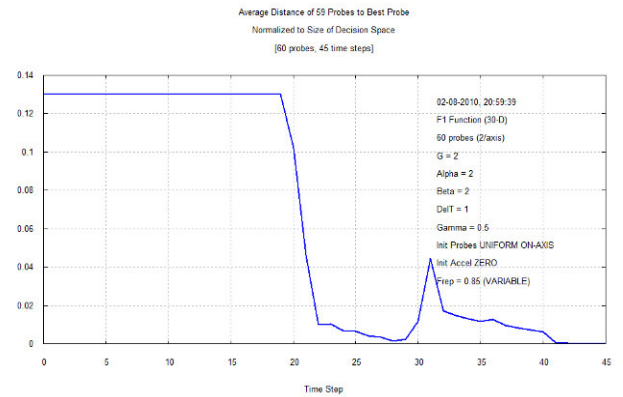
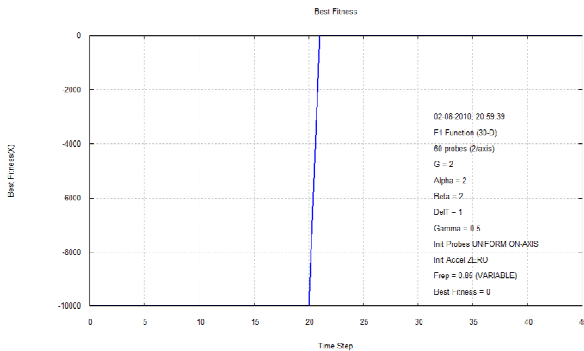
F1

F1
Best Fitness = 0 returned by
Probe # 59 at Time Step 45

P59 coordinates:

```

1 0
2 0
3 0
4 0
5 0
6 0
7 0
8 0
9 0
10 0
11 0
12 0
13 0
14 0
15 0
16 0
17 0
18 0
19 0
20 0
21 0
22 0
23 0
24 0
25 0
26 0
27 0
28 0
29 0
30 0
    
```



Run ID: 02-08-2010, 20:59:39 FUNCTION: F1

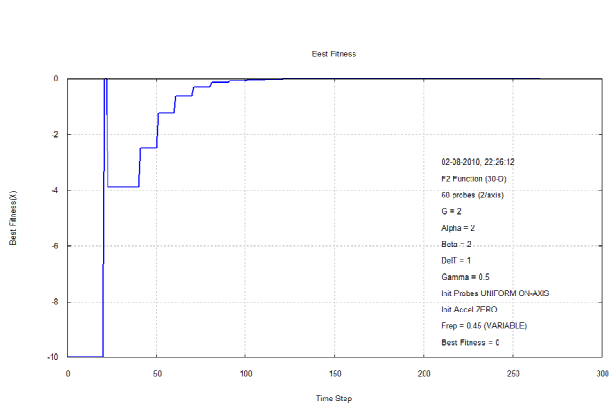
Run #	Gamma	Nt	Nd	Np	G	DelT	Alpha	Beta	#Steps	Neval	Frep	Fitness	Initial Probes
0	0.000	1000	30	60	2.0	1.0	2.00	2.00	0	0	0.50000V	-9999.00000000	UNIFORM P-AXIS
1	0.000	1000	30	60	2.0	1.0	2.00	2.00	67	4080	0.05000V	-23.95817193	UNIFORM P-AXIS
2	0.100	1000	30	60	2.0	1.0	2.00	2.00	144	8700	0.10000V	-83.88344902	UNIFORM P-AXIS
3	0.200	1000	30	60	2.0	1.0	2.00	2.00	69	4200	0.15000V	-192.03220245	UNIFORM P-AXIS
4	0.300	1000	30	60	2.0	1.0	2.00	2.00	70	4260	0.20000V	-0.37297992	UNIFORM P-AXIS
5	0.400	1000	30	60	2.0	1.0	2.00	2.00	165	9960	0.20000V	-451.28837349	UNIFORM P-AXIS
6	0.500	1000	30	60	2.0	1.0	2.00	2.00	45	2760	0.85000V	0.00000000	UNIFORM P-AXIS
7	0.600	1000	30	60	2.0	1.0	2.00	2.00	141	8520	0.90000V	-623.06247227	UNIFORM P-AXIS
8	0.700	1000	30	60	2.0	1.0	2.00	2.00	50	3060	0.15000V	-566.66190400	UNIFORM P-AXIS
9	0.800	1000	30	60	2.0	1.0	2.00	2.00	79	4800	0.65000V	-749.64379305	UNIFORM P-AXIS
10	0.900	1000	30	60	2.0	1.0	2.00	2.00	169	10200	0.40000V	-73.57166861	UNIFORM P-AXIS
11	1.000	1000	30	60	2.0	1.0	2.00	2.00	65	3960	0.90000V	-421.87500000	UNIFORM P-AXIS
12	0.000	1000	30	120	2.0	1.0	2.00	2.00	91	11040	0.30000V	-0.05004136	UNIFORM P-AXIS
13	0.100	1000	30	120	2.0	1.0	2.00	2.00	72	8760	0.30000V	-0.01775796	UNIFORM P-AXIS
14	0.200	1000	30	120	2.0	1.0	2.00	2.00	92	11160	0.35000V	-0.00089833	UNIFORM P-AXIS
15	0.300	1000	30	120	2.0	1.0	2.00	2.00	165	19920	0.20000V	-0.12885020	UNIFORM P-AXIS
16	0.400	1000	30	120	2.0	1.0	2.00	2.00	108	13080	0.20000V	-0.00283524	UNIFORM P-AXIS
17	0.500	1000	30	120	2.0	1.0	2.00	2.00	217	26160	0.90000V	-0.00000219	UNIFORM P-AXIS
18	0.600	1000	30	120	2.0	1.0	2.00	2.00	108	13080	0.20000V	-0.00283524	UNIFORM P-AXIS
19	0.700	1000	30	120	2.0	1.0	2.00	2.00	80	9720	0.70000V	-0.08407900	UNIFORM P-AXIS
20	0.800	1000	30	120	2.0	1.0	2.00	2.00	85	10320	0.95000V	-0.00038449	UNIFORM P-AXIS
21	0.900	1000	30	120	2.0	1.0	2.00	2.00	57	6960	0.50000V	-0.04264091	UNIFORM P-AXIS
22	1.000	1000	30	120	2.0	1.0	2.00	2.00	105	12720	0.05000V	-0.00299090	UNIFORM P-AXIS
23	0.000	1000	30	180	2.0	1.0	2.00	2.00	59	10800	0.60000V	-0.08461177	UNIFORM P-AXIS
24	0.100	1000	30	180	2.0	1.0	2.00	2.00	91	16560	0.30000V	-0.07247290	UNIFORM P-AXIS
25	0.200	1000	30	180	2.0	1.0	2.00	2.00	53	9720	0.30000V	-0.33188771	UNIFORM P-AXIS
26	0.300	1000	30	180	2.0	1.0	2.00	2.00	175	31680	0.70000V	-0.08457834	UNIFORM P-AXIS
27	0.400	1000	30	180	2.0	1.0	2.00	2.00	72	13140	0.30000V	-0.08222241	UNIFORM P-AXIS
28	0.500	1000	30	180	2.0	1.0	2.00	2.00	108	19620	0.20000V	-0.00263043	UNIFORM P-AXIS
29	0.600	1000	30	180	2.0	1.0	2.00	2.00	205	37080	0.30000V	-0.00328457	UNIFORM P-AXIS
30	0.700	1000	30	180	2.0	1.0	2.00	2.00	125	22680	0.10000V	-0.06670581	UNIFORM P-AXIS
31	0.800	1000	30	180	2.0	1.0	2.00	2.00	53	9720	0.30000V	-0.33188771	UNIFORM P-AXIS
32	0.900	1000	30	180	2.0	1.0	2.00	2.00	91	16560	0.30000V	-0.07247309	UNIFORM P-AXIS
33	1.000	1000	30	180	2.0	1.0	2.00	2.00	59	10800	0.60000V	-0.08461177	UNIFORM P-AXIS
Total Function Evaluations:										405780			
6	0.500	1000	30	60	2.0	1.0	2.00	2.00	45	2760	0.85000V	0.00000000	UNIFORM P-AXIS

F2

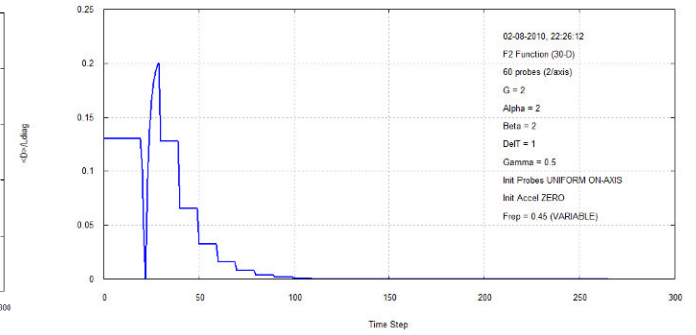
F2
Best Fitness = 0 returned by
Probe # 59 at Time Step 22

P59 coordinates:

1 0
2 0
3 0
4 0
5 0
6 0
7 0
8 0
9 0
10 0
11 0
12 0
13 0
14 0
15 0
16 0
17 0
18 0
19 0
20 0
21 0
22 0
23 0
24 0
25 0
26 0
27 0
28 0
29 0
30 0



Average Distance of 59 Probes to Best Probe
Normalized to Size of Decision Space
[50 probes, 266 time steps]



Run ID: 02-08-2010, 22:26:12 FUNCTION: F2

Run #	Gamma	Nt	Nd	Np	G	DelT	Alpha	Beta	#Steps	Neval	Freq	Fitness	Initial Probes
0	0.000	1000	30	60	2.0	1.0	2.00	2.00	0	0	0.50000V	-9999.00000000	UNIFORM P-AXIS
1	0.000	1000	30	60	2.0	1.0	2.00	2.00	45	2760	0.85000V	-280.00000000	UNIFORM P-AXIS
2	0.100	1000	30	60	2.0	1.0	2.00	2.00	84	5100	0.90000V	-1.01746022	UNIFORM P-AXIS
3	0.200	1000	30	60	2.0	1.0	2.00	2.00	88	5340	0.15000V	-0.58057928	UNIFORM P-AXIS
4	0.300	1000	30	60	2.0	1.0	2.00	2.00	185	11160	0.25000V	-1.19099232	UNIFORM P-AXIS
5	0.400	1000	30	60	2.0	1.0	2.00	2.00	186	11220	0.30000V	-2.45971267	UNIFORM P-AXIS
6	0.500	1000	30	60	2.0	1.0	2.00	2.00	265	15960	0.45000V	0.00000000	UNIFORM P-AXIS
7	0.600	1000	30	60	2.0	1.0	2.00	2.00	132	7980	0.45000V	-2.68469072	UNIFORM P-AXIS
8	0.700	1000	30	60	2.0	1.0	2.00	2.00	91	5520	0.30000V	-14.57506483	UNIFORM P-AXIS
9	0.800	1000	30	60	2.0	1.0	2.00	2.00	45	2760	0.85000V	-174.00000000	UNIFORM P-AXIS
10	0.900	1000	30	60	2.0	1.0	2.00	2.00	57	3480	0.50000V	-4.30049209	UNIFORM P-AXIS
11	1.000	1000	30	60	2.0	1.0	2.00	2.00	65	3960	0.90000V	-11.25000000	UNIFORM P-AXIS
12	0.000	1000	30	120	2.0	1.0	2.00	2.00	57	6960	0.50000V	-0.60665707	UNIFORM P-AXIS
13	0.100	1000	30	120	2.0	1.0	2.00	2.00	93	11280	0.40000V	-0.04969977	UNIFORM P-AXIS
14	0.200	1000	30	120	2.0	1.0	2.00	2.00	221	26640	0.15000V	-0.13613108	UNIFORM P-AXIS
15	0.300	1000	30	120	2.0	1.0	2.00	2.00	54	6600	0.35000V	-0.31587227	UNIFORM P-AXIS
16	0.400	1000	30	120	2.0	1.0	2.00	2.00	96	11640	0.55000V	-0.17798453	UNIFORM P-AXIS
17	0.500	1000	30	120	2.0	1.0	2.00	2.00	35	4320	0.35000V	-0.06929315	UNIFORM P-AXIS
18	0.600	1000	30	120	2.0	1.0	2.00	2.00	96	11640	0.55000V	-0.17798614	UNIFORM P-AXIS
19	0.700	1000	30	120	2.0	1.0	2.00	2.00	53	6480	0.30000V	-0.66502585	UNIFORM P-AXIS
20	0.800	1000	30	120	2.0	1.0	2.00	2.00	129	15600	0.30000V	-0.07154138	UNIFORM P-AXIS
21	0.900	1000	30	120	2.0	1.0	2.00	2.00	86	10440	0.05000V	-0.11070850	UNIFORM P-AXIS
22	1.000	1000	30	120	2.0	1.0	2.00	2.00	77	9360	0.55000V	-0.07847279	UNIFORM P-AXIS
23	0.000	1000	30	180	2.0	1.0	2.00	2.00	35	6480	0.35000V	-0.48245739	UNIFORM P-AXIS
24	0.100	1000	30	180	2.0	1.0	2.00	2.00	89	16200	0.20000V	-0.16911650	UNIFORM P-AXIS
25	0.200	1000	30	180	2.0	1.0	2.00	2.00	118	21420	0.70000V	-0.00452866	UNIFORM P-AXIS
26	0.300	1000	30	180	2.0	1.0	2.00	2.00	56	10260	0.45000V	-0.08109305	UNIFORM P-AXIS
27	0.400	1000	30	180	2.0	1.0	2.00	2.00	53	9720	0.30000V	-0.16869854	UNIFORM P-AXIS
28	0.500	1000	30	180	2.0	1.0	2.00	2.00	35	6480	0.35000V	-0.03716355	UNIFORM P-AXIS
29	0.600	1000	30	180	2.0	1.0	2.00	2.00	53	9720	0.30000V	-0.16869854	UNIFORM P-AXIS
30	0.700	1000	30	180	2.0	1.0	2.00	2.00	56	10260	0.45000V	-0.08109305	UNIFORM P-AXIS
31	0.800	1000	30	180	2.0	1.0	2.00	2.00	118	21420	0.70000V	-0.00452866	UNIFORM P-AXIS
32	0.900	1000	30	180	2.0	1.0	2.00	2.00	86	15660	0.05000V	-0.17709046	UNIFORM P-AXIS
33	1.000	1000	30	180	2.0	1.0	2.00	2.00	35	6480	0.35000V	-0.46778102	UNIFORM P-AXIS

Total Function Evaluations: 330300

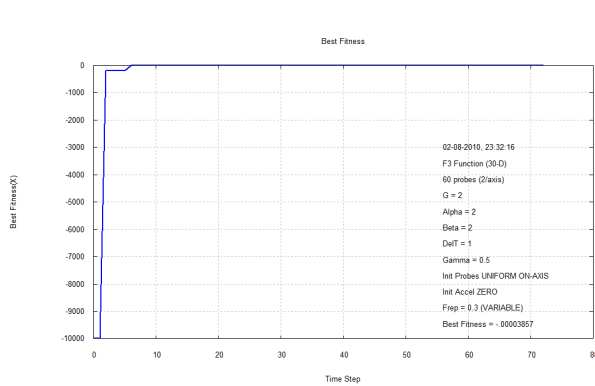
6 0.500 1000 30 60 2.0 1.0 2.00 2.00 265 15960 0.45000V 0.00000000 UNIFORM P-AXIS

F3

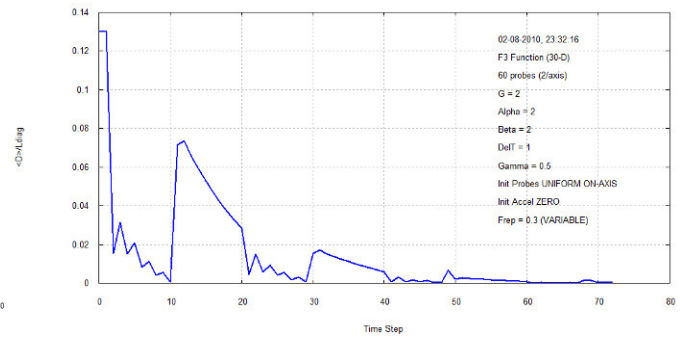
F3
Best Fitness = -0.0003857 returned by
Probe # 42 at Time Step 72

P42 coordinates:

1 0
2 0
3 0
4 0
5 0
6 0
7 0
8 0
9 0
10 0
11 0
12 0
13 0
14 0
15 0
16 0
17 0
18 0
19 0
20 0
21 -0.0196387
22 0
23 0
24 0
25 0
26 0
27 0
28 0
29 0
30 0



Average Distance of 59 Probes to Best Probe
Normalized to Size of Decision Space
[60 probes, 72 time steps]



Run ID: 02-08-2010, 23:32:16 FUNCTION: F3

Run #	Gamma	Nt	Nd	Np	G	DelT	Alpha	Beta	#Steps	Neval	Frep	Fitness	Initial Probes
0	0.000	1000	30	60	2.0	1.0	2.00	2.00	0	0	0.50000V	-9999.00000000	UNIFORM P-AXIS
1	0.000	1000	30	60	2.0	1.0	2.00	2.00	244	14700	0.35000V	-1293.66964377	UNIFORM P-AXIS
2	0.100	1000	30	60	2.0	1.0	2.00	2.00	213	12840	0.70000V	-105.27390652	UNIFORM P-AXIS
3	0.200	1000	30	60	2.0	1.0	2.00	2.00	246	14820	0.45000V	-63.28766254	UNIFORM P-AXIS
4	0.300	1000	30	60	2.0	1.0	2.00	2.00	244	14700	0.35000V	-104.75646876	UNIFORM P-AXIS
5	0.400	1000	30	60	2.0	1.0	2.00	2.00	224	13500	0.30000V	-92.05669991	UNIFORM P-AXIS
6	0.500	1000	30	60	2.0	1.0	2.00	2.00	72	4380	0.30000V	-0.00003857	UNIFORM P-AXIS
7	0.600	1000	30	60	2.0	1.0	2.00	2.00	260	15660	0.20000V	-93.54609885	UNIFORM P-AXIS
8	0.700	1000	30	60	2.0	1.0	2.00	2.00	217	13080	0.90000V	-103.79458118	UNIFORM P-AXIS
9	0.800	1000	30	60	2.0	1.0	2.00	2.00	225	13560	0.35000V	-63.30082093	UNIFORM P-AXIS
10	0.900	1000	30	60	2.0	1.0	2.00	2.00	188	11340	0.40000V	-105.26164280	UNIFORM P-AXIS
11	1.000	1000	30	60	2.0	1.0	2.00	2.00	249	15000	0.60000V	-1293.49476269	UNIFORM P-AXIS
12	0.000	1000	30	120	2.0	1.0	2.00	2.00	224	27000	0.30000V	-109.23539687	UNIFORM P-AXIS
13	0.100	1000	30	120	2.0	1.0	2.00	2.00	244	29400	0.35000V	-8.96993170	UNIFORM P-AXIS
14	0.200	1000	30	120	2.0	1.0	2.00	2.00	206	24840	0.35000V	-72.07925119	UNIFORM P-AXIS
15	0.300	1000	30	120	2.0	1.0	2.00	2.00	243	29280	0.30000V	-160.62007411	UNIFORM P-AXIS
16	0.400	1000	30	120	2.0	1.0	2.00	2.00	215	25920	0.80000V	-82.62278254	UNIFORM P-AXIS
17	0.500	1000	30	120	2.0	1.0	2.00	2.00	204	24600	0.25000V	-1.54061661	UNIFORM P-AXIS
18	0.600	1000	30	120	2.0	1.0	2.00	2.00	219	26400	0.05000V	-82.65929106	UNIFORM P-AXIS
19	0.700	1000	30	120	2.0	1.0	2.00	2.00	222	26760	0.20000V	-160.23211184	UNIFORM P-AXIS
20	0.800	1000	30	120	2.0	1.0	2.00	2.00	202	24360	0.15000V	-72.03379381	UNIFORM P-AXIS
21	0.900	1000	30	120	2.0	1.0	2.00	2.00	240	28920	0.15000V	-9.03913070	UNIFORM P-AXIS
22	1.000	1000	30	120	2.0	1.0	2.00	2.00	231	27840	0.65000V	-111.44127606	UNIFORM P-AXIS
23	0.000	1000	30	180	2.0	1.0	2.00	2.00	225	40680	0.35000V	-29.47040396	UNIFORM P-AXIS
24	0.100	1000	30	180	2.0	1.0	2.00	2.00	231	41760	0.65000V	-10.88996770	UNIFORM P-AXIS
25	0.200	1000	30	180	2.0	1.0	2.00	2.00	187	33840	0.35000V	-8.82879286	UNIFORM P-AXIS
26	0.300	1000	30	180	2.0	1.0	2.00	2.00	225	40680	0.35000V	-152.23710641	UNIFORM P-AXIS
27	0.400	1000	30	180	2.0	1.0	2.00	2.00	223	40320	0.25000V	-64.42608877	UNIFORM P-AXIS
28	0.500	1000	30	180	2.0	1.0	2.00	2.00	196	35460	0.80000V	-0.27388078	UNIFORM P-AXIS
29	0.600	1000	30	180	2.0	1.0	2.00	2.00	216	39060	0.85000V	-66.94232809	UNIFORM P-AXIS
30	0.700	1000	30	180	2.0	1.0	2.00	2.00	207	37440	0.40000V	-150.72135845	UNIFORM P-AXIS
31	0.800	1000	30	180	2.0	1.0	2.00	2.00	191	34560	0.55000V	-8.57923340	UNIFORM P-AXIS
32	0.900	1000	30	180	2.0	1.0	2.00	2.00	206	37260	0.35000V	-9.08362761	UNIFORM P-AXIS
33	1.000	1000	30	180	2.0	1.0	2.00	2.00	220	39780	0.10000V	-80.62274330	UNIFORM P-AXIS

Total Function Evaluations: 859740

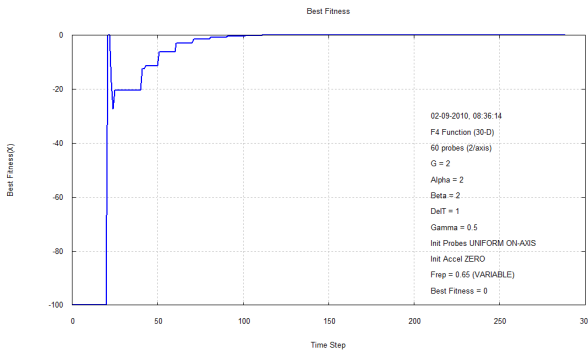
6	0.500	1000	30	60	2.0	1.0	2.00	2.00	72	4380	0.30000V	-0.00003857	UNIFORM P-AXIS
---	-------	------	----	----	-----	-----	------	------	----	------	----------	-------------	----------------

F4

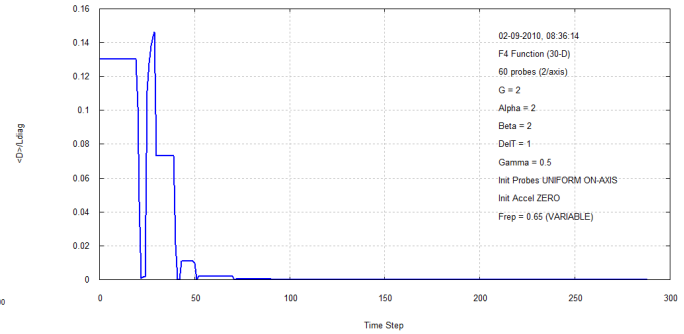
F4
Best Fitness = 0 returned by
Probe # 59 at Time Step 22

P59 coordinates:

- 1 0
- 2 0
- 3 0
- 4 0
- 5 0
- 6 0
- 7 0
- 8 0
- 9 0
- 10 0
- 11 0
- 12 0
- 13 0
- 14 0
- 15 0
- 16 0
- 17 0
- 18 0
- 19 0
- 20 0
- 21 0
- 22 0
- 23 0
- 24 0
- 25 0
- 26 0
- 27 0
- 28 0
- 29 0
- 30 0



Average Distance of 59 Probes to Best Probe
Normalized to Size of Decision Space
[60 probes, 288 time steps]



Run ID: 02-09-2010, 08:36:14 FUNCTION: F4

Run #	Gamma	Nt	Nd	Np	G	DelT	Alpha	Beta	#Steps	Neval	Frep	Fitness	Initial Probes
0	0.000	1000	30	60	2.0	1.0	2.00	2.00	0	0	0.50000V	-9999.00000000	UNIFORM P-AXIS
1	0.000	1000	30	60	2.0	1.0	2.00	2.00	35	2160	0.35000V	-100.00000000	UNIFORM P-AXIS
2	0.100	1000	30	60	2.0	1.0	2.00	2.00	46	2820	0.90000V	-78.11005962	UNIFORM P-AXIS
3	0.200	1000	30	60	2.0	1.0	2.00	2.00	47	2880	0.95000V	-53.13273282	UNIFORM P-AXIS
4	0.300	1000	30	60	2.0	1.0	2.00	2.00	65	3960	0.90000V	-25.08520680	UNIFORM P-AXIS
5	0.400	1000	30	60	2.0	1.0	2.00	2.00	49	3000	0.10000V	-17.71850321	UNIFORM P-AXIS
6	0.500	1000	30	60	2.0	1.0	2.00	2.00	288	17340	0.65000V	0.00000000	UNIFORM P-AXIS
7	0.600	1000	30	60	2.0	1.0	2.00	2.00	45	2760	0.85000V	-20.00000000	UNIFORM P-AXIS
8	0.700	1000	30	60	2.0	1.0	2.00	2.00	48	2940	0.05000V	-23.15228068	UNIFORM P-AXIS
9	0.800	1000	30	60	2.0	1.0	2.00	2.00	46	2820	0.90000V	-55.29411765	UNIFORM P-AXIS
10	0.900	1000	30	60	2.0	1.0	2.00	2.00	46	2820	0.90000V	-77.76470588	UNIFORM P-AXIS
11	1.000	1000	30	60	2.0	1.0	2.00	2.00	35	2160	0.35000V	-10.00000000	UNIFORM P-AXIS
12	0.000	1000	30	120	2.0	1.0	2.00	2.00	35	4320	0.35000V	-100.00000000	UNIFORM P-AXIS
13	0.100	1000	30	120	2.0	1.0	2.00	2.00	35	4320	0.35000V	-69.33580190	UNIFORM P-AXIS
14	0.200	1000	30	120	2.0	1.0	2.00	2.00	35	4320	0.35000V	-27.05570292	UNIFORM P-AXIS
15	0.300	1000	30	120	2.0	1.0	2.00	2.00	50	6120	0.15000V	-5.57949024	UNIFORM P-AXIS
16	0.400	1000	30	120	2.0	1.0	2.00	2.00	35	4320	0.35000V	-7.97580490	UNIFORM P-AXIS
17	0.500	1000	30	120	2.0	1.0	2.00	2.00	35	4320	0.35000V	-0.69293152	UNIFORM P-AXIS
18	0.600	1000	30	120	2.0	1.0	2.00	2.00	35	4320	0.35000V	-7.97580490	UNIFORM P-AXIS
19	0.700	1000	30	120	2.0	1.0	2.00	2.00	50	6120	0.15000V	-5.57949024	UNIFORM P-AXIS
20	0.800	1000	30	120	2.0	1.0	2.00	2.00	35	4320	0.35000V	-27.05570292	UNIFORM P-AXIS
21	0.900	1000	30	120	2.0	1.0	2.00	2.00	35	4320	0.35000V	-69.33580190	UNIFORM P-AXIS
22	1.000	1000	30	120	2.0	1.0	2.00	2.00	35	4320	0.35000V	-4.10445402	UNIFORM P-AXIS
23	0.000	1000	30	180	2.0	1.0	2.00	2.00	35	6480	0.35000V	-100.00000000	UNIFORM P-AXIS
24	0.100	1000	30	180	2.0	1.0	2.00	2.00	35	6480	0.35000V	-53.09339766	UNIFORM P-AXIS
25	0.200	1000	30	180	2.0	1.0	2.00	2.00	50	9180	0.15000V	-2.16245242	UNIFORM P-AXIS
26	0.300	1000	30	180	2.0	1.0	2.00	2.00	49	9000	0.10000V	-2.71235926	UNIFORM P-AXIS
27	0.400	1000	30	180	2.0	1.0	2.00	2.00	35	6480	0.35000V	-0.83097051	UNIFORM P-AXIS
28	0.500	1000	30	180	2.0	1.0	2.00	2.00	35	6480	0.35000V	-0.37144800	UNIFORM P-AXIS
29	0.600	1000	30	180	2.0	1.0	2.00	2.00	35	6480	0.35000V	-0.73078479	UNIFORM P-AXIS
30	0.700	1000	30	180	2.0	1.0	2.00	2.00	49	9000	0.10000V	-2.71235926	UNIFORM P-AXIS

31	0.800	1000	30	180	2.0	1.0	2.00	2.00	48	8820	0.05000V	-0.67259144	UNIFORM	P-AXIS
32	0.900	1000	30	180	2.0	1.0	2.00	2.00	35	6480	0.35000V	-53.09339766	UNIFORM	P-AXIS
33	1.000	1000	30	180	2.0	1.0	2.00	2.00	35	6480	0.35000V	-1.87088294	UNIFORM	P-AXIS

Total Function Evaluations: 178140

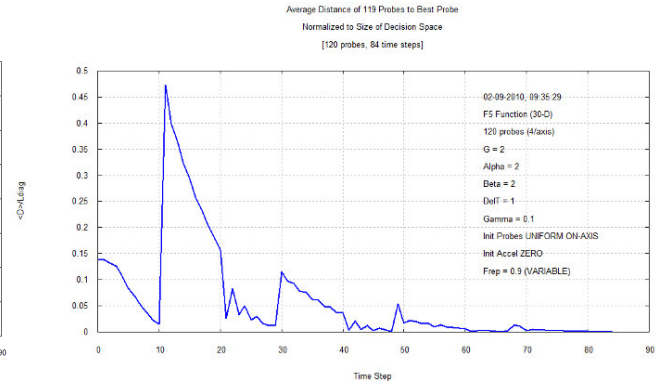
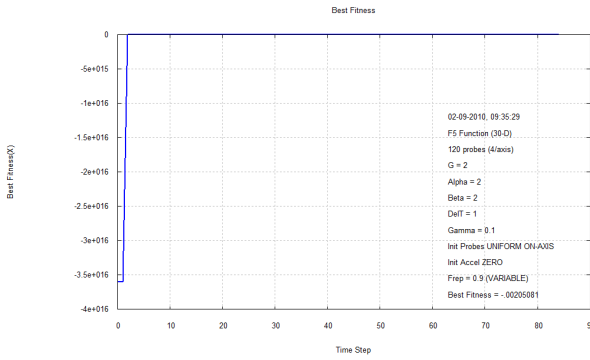
6 0.500 1000 30 60 2.0 1.0 2.00 2.00 288 17340 0.65000V 0.00000000 UNIFORM P-AXIS

F5

F5
Best Fitness = -0.00205081 returned by Probe # 3 at Time Step 84

P3 coordinates:

- 1 1.00368807
- 2 1.00528319
- 3 1.00528319
- 4 1.00528319
- 5 1.00528319
- 6 1.00528319
- 7 1.00528319
- 8 1.00528319
- 9 1.00528319
- 10 1.00528319
- 11 1.00528319
- 12 1.00528319
- 13 1.00528319
- 14 1.00528319
- 15 1.00528319
- 16 1.00528319
- 17 1.00528319
- 18 1.00528319
- 19 1.00528319
- 20 1.00528319
- 21 1.00528319
- 22 1.00528319
- 23 1.00528319
- 24 1.00528319
- 25 1.00528319
- 26 1.00528319
- 27 1.00528319
- 28 1.00528319
- 29 1.00533606
- 30 1.02110596



Run ID: 02-09-2010, 09:35:29 FUNCTION: F5

Run #	Gamma	Nt	Nd	Np	G	DelT	Alpha	Beta	#Steps	Neval	Frep	Fitness	Initial Probes
0	0.000	1000	30	60	2.0	1.0	2.00	2.00	0	0	0.50000V	-9999.00000000	UNIFORM P-AXIS
1	0.000	1000	30	60	2.0	1.0	2.00	2.00	176	10620	0.75000V	-0.01661844	UNIFORM P-AXIS
2	0.100	1000	30	60	2.0	1.0	2.00	2.00	215	12960	0.80000V	-16.11043077	UNIFORM P-AXIS
3	0.200	1000	30	60	2.0	1.0	2.00	2.00	35	2160	0.35000V	-7.35194119	UNIFORM P-AXIS
4	0.300	1000	30	60	2.0	1.0	2.00	2.00	136	8220	0.65000V	-0.00589828	UNIFORM P-AXIS
5	0.400	1000	30	60	2.0	1.0	2.00	2.00	100	6060	0.75000V	-76.16421846	UNIFORM P-AXIS
6	0.500	1000	30	60	2.0	1.0	2.00	2.00	53	3240	0.30000V	-1940.35684876	UNIFORM P-AXIS
7	0.600	1000	30	60	2.0	1.0	2.00	2.00	245	14760	0.40000V	-9477.17422201	UNIFORM P-AXIS
8	0.700	1000	30	60	2.0	1.0	2.00	2.00	238	14340	0.05000V	-0.97607953	UNIFORM P-AXIS
9	0.800	1000	30	60	2.0	1.0	2.00	2.00	264	15900	0.40000V	-8.29704934	UNIFORM P-AXIS
10	0.900	1000	30	60	2.0	1.0	2.00	2.00	72	4380	0.30000V	-6.32865620	UNIFORM P-AXIS
11	1.000	1000	30	60	2.0	1.0	2.00	2.00	35	2160	0.35000V	-44159.15850962	UNIFORM P-AXIS
12	0.000	1000	30	120	2.0	1.0	2.00	2.00	243	29280	0.30000V	-0.06075909	UNIFORM P-AXIS
13	0.100	1000	30	120	2.0	1.0	2.00	2.00	84	10200	0.90000V	-0.00205081	UNIFORM P-AXIS
14	0.200	1000	30	120	2.0	1.0	2.00	2.00	156	18840	0.70000V	-0.00340017	UNIFORM P-AXIS
15	0.300	1000	30	120	2.0	1.0	2.00	2.00	164	19800	0.15000V	-0.00330399	UNIFORM P-AXIS
16	0.400	1000	30	120	2.0	1.0	2.00	2.00	208	25080	0.45000V	-0.72254709	UNIFORM P-AXIS
17	0.500	1000	30	120	2.0	1.0	2.00	2.00	70	8520	0.20000V	-2.58493324	UNIFORM P-AXIS
18	0.600	1000	30	120	2.0	1.0	2.00	2.00	244	29400	0.35000V	-0.70122336	UNIFORM P-AXIS
19	0.700	1000	30	120	2.0	1.0	2.00	2.00	101	12240	0.80000V	-0.50169816	UNIFORM P-AXIS
20	0.800	1000	30	120	2.0	1.0	2.00	2.00	78	9480	0.60000V	-0.22741523	UNIFORM P-AXIS
21	0.900	1000	30	120	2.0	1.0	2.00	2.00	54	6600	0.35000V	-13.82601069	UNIFORM P-AXIS
22	1.000	1000	30	120	2.0	1.0	2.00	2.00	35	4320	0.35000V	-45608.43461552	UNIFORM P-AXIS
23	0.000	1000	30	180	2.0	1.0	2.00	2.00	72	13140	0.30000V	-1.81935832	UNIFORM P-AXIS
24	0.100	1000	30	180	2.0	1.0	2.00	2.00	53	9720	0.30000V	-0.86881815	UNIFORM P-AXIS
25	0.200	1000	30	180	2.0	1.0	2.00	2.00	53	9720	0.30000V	-18.44465545	UNIFORM P-AXIS
26	0.300	1000	30	180	2.0	1.0	2.00	2.00	54	9900	0.35000V	-1.47748671	UNIFORM P-AXIS
27	0.400	1000	30	180	2.0	1.0	2.00	2.00	92	16740	0.35000V	-1.54750724	UNIFORM P-AXIS
28	0.500	1000	30	180	2.0	1.0	2.00	2.00	75	13680	0.45000V	-0.39827198	UNIFORM P-AXIS
29	0.600	1000	30	180	2.0	1.0	2.00	2.00	241	43560	0.20000V	-9.56781290	UNIFORM P-AXIS
30	0.700	1000	30	180	2.0	1.0	2.00	2.00	198	35820	0.90000V	-0.32453008	UNIFORM P-AXIS
31	0.800	1000	30	180	2.0	1.0	2.00	2.00	52	9540	0.25000V	-2.50318155	UNIFORM P-AXIS
32	0.900	1000	30	180	2.0	1.0	2.00	2.00	91	16560	0.30000V	-0.00229565	UNIFORM P-AXIS
33	1.000	1000	30	180	2.0	1.0	2.00	2.00	169	30600	0.40000V	-26.42668352	UNIFORM P-AXIS

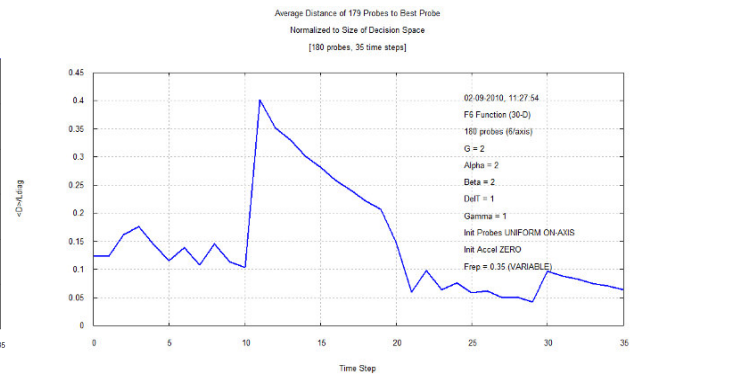
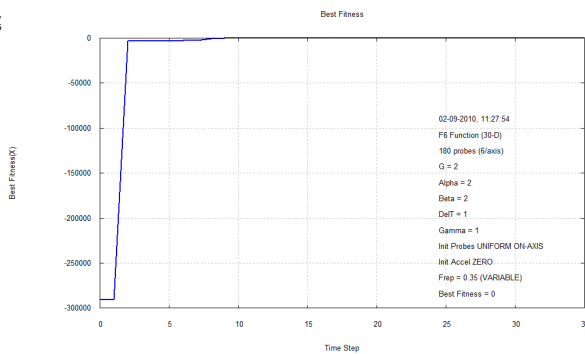
Total Function Evaluations: 477540

13 0.100 1000 30 120 2.0 1.0 2.00 2.00 84 10200 0.90000V -0.00205081 UNIFORM P-AXIS

F6

F6
Best Fitness = 0 returned by Probe # 175 at Time Step 35

- 1 -44
- 2 -44
- 3 -44
- 4 -44
- 5 -44
- 6 -44
- 7 -44
- 8 -44
- 9 -44
- 10 -44
- 11 -44
- 12 -44
- 13 -44
- 14 -44
- 15 -44
- 16 -44
- 17 -44
- 18 -44
- 19 -44
- 20 -44
- 21 -44
- 22 -44
- 23 -44
- 24 -44
- 25 -44
- 26 -44
- 27 -44
- 28 -44
- 29 -44
- 30 -44



Run ID: 02-09-2010, 11:27:54 FUNCTION: F6

Run #	Gamma	Nt	Nd	Np	G	DelT	Alpha	Beta	#Steps	Neval	Frep	Fitness	Initial Probes
0	0.000	1000	30	60	2.0	1.0	2.00	2.00	0	0	0.50000V	-9999.00000000	UNIFORM P-AXIS
1	0.000	1000	30	60	2.0	1.0	2.00	2.00	57	3480	0.50000V	-30.00000000	UNIFORM P-AXIS
2	0.100	1000	30	60	2.0	1.0	2.00	2.00	58	3540	0.55000V	-292.00000000	UNIFORM P-AXIS
3	0.200	1000	30	60	2.0	1.0	2.00	2.00	78	4740	0.60000V	-196.00000000	UNIFORM P-AXIS
4	0.300	1000	30	60	2.0	1.0	2.00	2.00	48	2940	0.05000V	-29.00000000	UNIFORM P-AXIS
5	0.400	1000	30	60	2.0	1.0	2.00	2.00	85	5160	0.95000V	-442.00000000	UNIFORM P-AXIS
6	0.500	1000	30	60	2.0	1.0	2.00	2.00	45	2760	0.85000V	0.00000000	UNIFORM P-AXIS
7	0.600	1000	30	60	2.0	1.0	2.00	2.00	71	4320	0.25000V	-484.00000000	UNIFORM P-AXIS
8	0.700	1000	30	60	2.0	1.0	2.00	2.00	50	3060	0.15000V	-569.00000000	UNIFORM P-AXIS
9	0.800	1000	30	60	2.0	1.0	2.00	2.00	73	4440	0.35000V	-1486.00000000	UNIFORM P-AXIS
10	0.900	1000	30	60	2.0	1.0	2.00	2.00	68	4140	0.10000V	-100.00000000	UNIFORM P-AXIS
11	1.000	1000	30	60	2.0	1.0	2.00	2.00	65	3960	0.90000V	-480.00000000	UNIFORM P-AXIS
12	0.000	1000	30	120	2.0	1.0	2.00	2.00	71	8640	0.25000V	-2.00000000	UNIFORM P-AXIS
13	0.100	1000	30	120	2.0	1.0	2.00	2.00	65	7920	0.90000V	0.00000000	UNIFORM P-AXIS
14	0.200	1000	30	120	2.0	1.0	2.00	2.00	71	8640	0.25000V	0.00000000	UNIFORM P-AXIS
15	0.300	1000	30	120	2.0	1.0	2.00	2.00	71	8640	0.25000V	0.00000000	UNIFORM P-AXIS
16	0.400	1000	30	120	2.0	1.0	2.00	2.00	54	6600	0.35000V	0.00000000	UNIFORM P-AXIS
17	0.500	1000	30	120	2.0	1.0	2.00	2.00	53	6480	0.30000V	0.00000000	UNIFORM P-AXIS
18	0.600	1000	30	120	2.0	1.0	2.00	2.00	54	6600	0.35000V	0.00000000	UNIFORM P-AXIS
19	0.700	1000	30	120	2.0	1.0	2.00	2.00	53	6480	0.30000V	0.00000000	UNIFORM P-AXIS
20	0.800	1000	30	120	2.0	1.0	2.00	2.00	53	6480	0.30000V	-1.00000000	UNIFORM P-AXIS
21	0.900	1000	30	120	2.0	1.0	2.00	2.00	54	6600	0.35000V	-1.00000000	UNIFORM P-AXIS
22	1.000	1000	30	120	2.0	1.0	2.00	2.00	71	8640	0.25000V	-2.00000000	UNIFORM P-AXIS
23	0.000	1000	30	180	2.0	1.0	2.00	2.00	35	6480	0.35000V	0.00000000	UNIFORM P-AXIS
24	0.100	1000	30	180	2.0	1.0	2.00	2.00	53	9720	0.30000V	-4.00000000	UNIFORM P-AXIS
25	0.200	1000	30	180	2.0	1.0	2.00	2.00	53	9720	0.30000V	0.00000000	UNIFORM P-AXIS
26	0.300	1000	30	180	2.0	1.0	2.00	2.00	71	12960	0.25000V	-1.00000000	UNIFORM P-AXIS
27	0.400	1000	30	180	2.0	1.0	2.00	2.00	53	9720	0.30000V	0.00000000	UNIFORM P-AXIS
28	0.500	1000	30	180	2.0	1.0	2.00	2.00	53	9720	0.30000V	-1.00000000	UNIFORM P-AXIS
29	0.600	1000	30	180	2.0	1.0	2.00	2.00	35	6480	0.35000V	0.00000000	UNIFORM P-AXIS
30	0.700	1000	30	180	2.0	1.0	2.00	2.00	71	12960	0.25000V	-1.00000000	UNIFORM P-AXIS
31	0.800	1000	30	180	2.0	1.0	2.00	2.00	53	9720	0.30000V	0.00000000	UNIFORM P-AXIS
32	0.900	1000	30	180	2.0	1.0	2.00	2.00	53	9720	0.30000V	-4.00000000	UNIFORM P-AXIS
33	1.000	1000	30	180	2.0	1.0	2.00	2.00	35	6480	0.35000V	0.00000000	UNIFORM P-AXIS

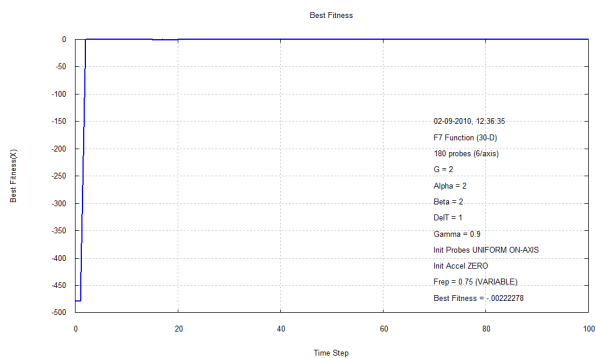
Total Function Evaluations: 227940

6 0.500 1000 30 60 2.0 1.0 2.00 2.00 45 2760 0.85000V 0.00000000 UNIFORM P-AXIS

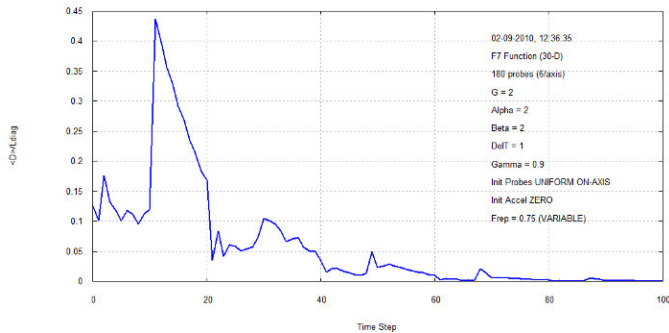
F7

F7
Best Fitness = -0.0222278 returned
Probe #137 at Time Step 95

P137 coordinates:
1 -0.0805377
2 0.0522789
3 -0.0815247
4 -0.06650312
5 -0.0107271
6 -0.0522212
7 -0.05409365
8 0.04311234
9 -0.6998216
10 -0.0252135
11 0.05512664
12 -0.02509972
13 0.04207634
14 -0.00202646
15 -0.05068876
16 -0.00068353
17 0.01008807
18 0.01430978
19 -0.00710511
20 -0.0410024
21 -0.00696877
22 -0.07231775
23 0.01379418
24 0.0703115
25 -0.01268012
26 -0.00575963
27 0.013441
28 -0.00122705
29 0.0961814
30 0.04209653



Average Distance of 179 Probes to Best Probe
Normalized to Size of Decision Space
[180 probes, 100 time steps]



Run ID: 02-09-2010, 12:36:35 FUNCTION: F7

Run #	Gamma	Nt	Nd	Np	G	DelT	Alpha	Beta	#Steps	Neval	Frep	Fitness	Initial Probes
0	0.000	100	30	60	2.0	1.0	2.00	2.00	0	0	0.50000V	-9999.00000000	UNIFORM P-AXIS
1	0.000	100	30	60	2.0	1.0	2.00	2.00	100	6060	0.75000V	-0.00499514	UNIFORM P-AXIS
2	0.100	100	30	60	2.0	1.0	2.00	2.00	100	6060	0.75000V	-0.00348562	UNIFORM P-AXIS
3	0.200	100	30	60	2.0	1.0	2.00	2.00	100	6060	0.75000V	-0.00219622	UNIFORM P-AXIS
4	0.300	100	30	60	2.0	1.0	2.00	2.00	100	6060	0.75000V	-0.00378328	UNIFORM P-AXIS
5	0.400	100	30	60	2.0	1.0	2.00	2.00	100	6060	0.75000V	-0.00401040	UNIFORM P-AXIS
6	0.500	100	30	60	2.0	1.0	2.00	2.00	100	6060	0.75000V	-0.00586654	UNIFORM P-AXIS
7	0.600	100	30	60	2.0	1.0	2.00	2.00	100	6060	0.75000V	-0.00694166	UNIFORM P-AXIS
8	0.700	100	30	60	2.0	1.0	2.00	2.00	100	6060	0.75000V	-0.00472027	UNIFORM P-AXIS
9	0.800	100	30	60	2.0	1.0	2.00	2.00	100	6060	0.75000V	-0.00213190	UNIFORM P-AXIS
10	0.900	100	30	60	2.0	1.0	2.00	2.00	100	6060	0.75000V	-0.00260706	UNIFORM P-AXIS
11	1.000	100	30	60	2.0	1.0	2.00	2.00	100	6060	0.75000V	-0.01388331	UNIFORM P-AXIS
12	0.000	100	30	120	2.0	1.0	2.00	2.00	100	12120	0.75000V	-0.00170746	UNIFORM P-AXIS
13	0.100	100	30	120	2.0	1.0	2.00	2.00	100	12120	0.75000V	-0.00192496	UNIFORM P-AXIS
14	0.200	100	30	120	2.0	1.0	2.00	2.00	100	12120	0.75000V	-0.00317438	UNIFORM P-AXIS
15	0.300	100	30	120	2.0	1.0	2.00	2.00	100	12120	0.75000V	-0.00217893	UNIFORM P-AXIS
16	0.400	100	30	120	2.0	1.0	2.00	2.00	100	12120	0.75000V	-0.00122809	UNIFORM P-AXIS
17	0.500	100	30	120	2.0	1.0	2.00	2.00	100	12120	0.75000V	-0.00264547	UNIFORM P-AXIS
18	0.600	100	30	120	2.0	1.0	2.00	2.00	100	12120	0.75000V	-0.00270660	UNIFORM P-AXIS
19	0.700	100	30	120	2.0	1.0	2.00	2.00	100	12120	0.75000V	-0.00194405	UNIFORM P-AXIS
20	0.800	100	30	120	2.0	1.0	2.00	2.00	100	12120	0.75000V	-0.00154875	UNIFORM P-AXIS
21	0.900	100	30	120	2.0	1.0	2.00	2.00	100	12120	0.75000V	-0.00264599	UNIFORM P-AXIS
22	1.000	100	30	120	2.0	1.0	2.00	2.00	100	12120	0.75000V	-0.00095676	UNIFORM P-AXIS
23	0.000	100	30	180	2.0	1.0	2.00	2.00	100	18180	0.75000V	-0.00184171	UNIFORM P-AXIS
24	0.100	100	30	180	2.0	1.0	2.00	2.00	100	18180	0.75000V	-0.00092270	UNIFORM P-AXIS
25	0.200	100	30	180	2.0	1.0	2.00	2.00	100	18180	0.75000V	-0.00134199	UNIFORM P-AXIS
26	0.300	100	30	180	2.0	1.0	2.00	2.00	100	18180	0.75000V	-0.00373414	UNIFORM P-AXIS
27	0.400	100	30	180	2.0	1.0	2.00	2.00	100	18180	0.75000V	-0.00455917	UNIFORM P-AXIS
28	0.500	100	30	180	2.0	1.0	2.00	2.00	100	18180	0.75000V	-0.00290262	UNIFORM P-AXIS
29	0.600	100	30	180	2.0	1.0	2.00	2.00	100	18180	0.75000V	-0.00192635	UNIFORM P-AXIS
30	0.700	100	30	180	2.0	1.0	2.00	2.00	100	18180	0.75000V	-0.00167796	UNIFORM P-AXIS
31	0.800	100	30	180	2.0	1.0	2.00	2.00	100	18180	0.75000V	-0.00264478	UNIFORM P-AXIS

32 0.900 100 30 180 2.0 1.0 2.00 2.00 100 18180 0.75000V -0.00023835 UNIFORM P-AXIS
 33 1.000 100 30 180 2.0 1.0 2.00 2.00 100 18180 0.75000V -0.00024656 UNIFORM P-AXIS

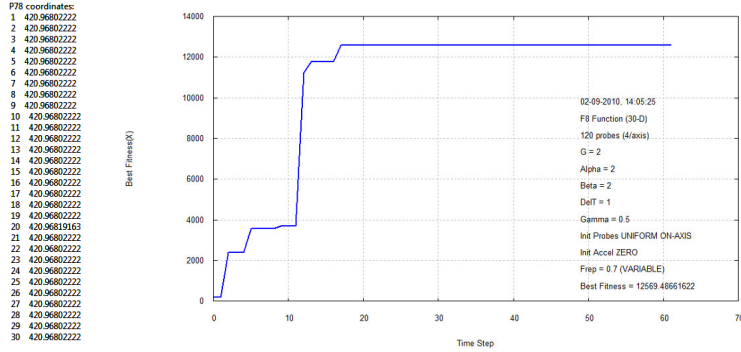
Total Function Evaluations: 399960

32 0.900 100 30 180 2.0 1.0 2.00 2.00 100 18180 0.75000V -0.00023835 UNIFORM P-AXIS

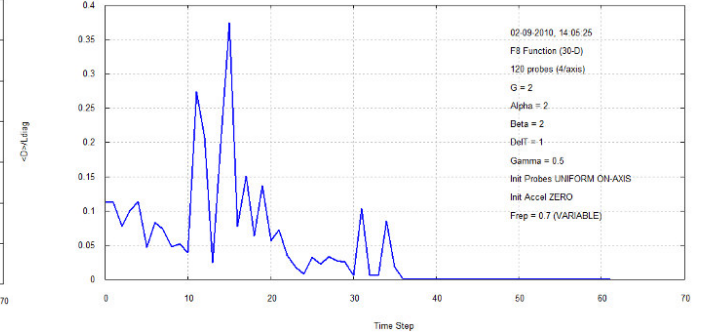
NOTE: THIS FILE HAS BEEN EDITED TO SHOW THE CORRECT BEST RUN ON THE BOTTOM LINE BECAUSE FUNCTION F7 IS RANDOM.

F8

F8
 Best Fitness = 12569.48661622
 Probe # 78 at Time Step 61



Average Distance of 119 Probes to Best Probe
 Normalized to Size of Decision Space
 [120 probes, 61 time steps]



Run ID: 02-09-2010, 14:05:25 FUNCTION: F8

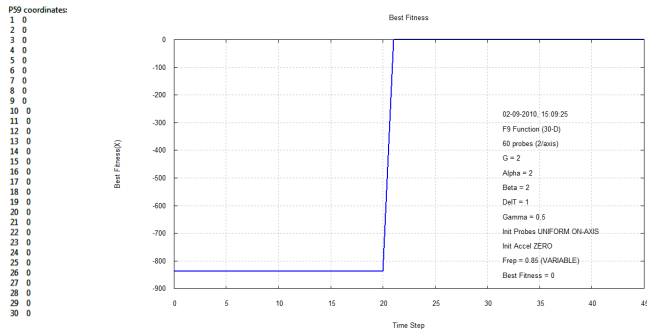
Run #	Gamma	Nt	Nd	Np	G	Delt	Alpha	Beta	#Steps	Neval	Freq	Fitness	Initial Probes
0	0.000	1000	30	60	2.0	1.0	2.00	2.00	0	0	0.50000V	-9999.00000000	UNIFORM P-AXIS
1	0.000	1000	30	60	2.0	1.0	2.00	2.00	97	5880	0.60000V	5537.12371689	UNIFORM P-AXIS
2	0.100	1000	30	60	2.0	1.0	2.00	2.00	99	6000	0.70000V	12569.29322789	UNIFORM P-AXIS
3	0.200	1000	30	60	2.0	1.0	2.00	2.00	63	3840	0.80000V	12569.07685412	UNIFORM P-AXIS
4	0.300	1000	30	60	2.0	1.0	2.00	2.00	62	3780	0.75000V	12569.38585772	UNIFORM P-AXIS
5	0.400	1000	30	60	2.0	1.0	2.00	2.00	62	3780	0.75000V	12569.48453770	UNIFORM P-AXIS
6	0.500	1000	30	60	2.0	1.0	2.00	2.00	125	7560	0.10000V	12527.75480873	UNIFORM P-AXIS
7	0.600	1000	30	60	2.0	1.0	2.00	2.00	114	6900	0.50000V	12569.02032482	UNIFORM P-AXIS
8	0.700	1000	30	60	2.0	1.0	2.00	2.00	165	9960	0.20000V	9016.30715992	UNIFORM P-AXIS
9	0.800	1000	30	60	2.0	1.0	2.00	2.00	88	5340	0.15000V	12569.29470932	UNIFORM P-AXIS
10	0.900	1000	30	60	2.0	1.0	2.00	2.00	41	2520	0.65000V	12568.78874263	UNIFORM P-AXIS
11	1.000	1000	30	60	2.0	1.0	2.00	2.00	65	3960	0.90000V	8652.91905674	UNIFORM P-AXIS
12	0.000	1000	30	120	2.0	1.0	2.00	2.00	223	26880	0.25000V	8751.21949420	UNIFORM P-AXIS
13	0.100	1000	30	120	2.0	1.0	2.00	2.00	80	9720	0.70000V	12569.48495757	UNIFORM P-AXIS
14	0.200	1000	30	120	2.0	1.0	2.00	2.00	69	8400	0.15000V	12569.43708994	UNIFORM P-AXIS
15	0.300	1000	30	120	2.0	1.0	2.00	2.00	62	7560	0.75000V	12569.47312035	UNIFORM P-AXIS
16	0.400	1000	30	120	2.0	1.0	2.00	2.00	60	7320	0.65000V	12569.47738634	UNIFORM P-AXIS
17	0.500	1000	30	120	2.0	1.0	2.00	2.00	61	7440	0.70000V	12569.48661622	UNIFORM P-AXIS
18	0.600	1000	30	120	2.0	1.0	2.00	2.00	64	7800	0.85000V	12569.47542872	UNIFORM P-AXIS
19	0.700	1000	30	120	2.0	1.0	2.00	2.00	80	9720	0.70000V	12569.48061037	UNIFORM P-AXIS
20	0.800	1000	30	120	2.0	1.0	2.00	2.00	48	5880	0.05000V	8995.25108485	UNIFORM P-AXIS
21	0.900	1000	30	120	2.0	1.0	2.00	2.00	61	7440	0.70000V	12569.48656989	UNIFORM P-AXIS
22	1.000	1000	30	120	2.0	1.0	2.00	2.00	99	12000	0.70000V	12569.32153414	UNIFORM P-AXIS
23	0.000	1000	30	180	2.0	1.0	2.00	2.00	98	17820	0.65000V	12569.43502880	UNIFORM P-AXIS
24	0.100	1000	30	180	2.0	1.0	2.00	2.00	102	18540	0.85000V	12569.40212342	UNIFORM P-AXIS
25	0.200	1000	30	180	2.0	1.0	2.00	2.00	62	11340	0.75000V	12351.08839167	UNIFORM P-AXIS
26	0.300	1000	30	180	2.0	1.0	2.00	2.00	80	14580	0.70000V	12569.48182136	UNIFORM P-AXIS
27	0.400	1000	30	180	2.0	1.0	2.00	2.00	48	8820	0.05000V	12270.77098790	UNIFORM P-AXIS
28	0.500	1000	30	180	2.0	1.0	2.00	2.00	64	11700	0.85000V	12569.45025623	UNIFORM P-AXIS
29	0.600	1000	30	180	2.0	1.0	2.00	2.00	65	11880	0.90000V	12569.44913508	UNIFORM P-AXIS
30	0.700	1000	30	180	2.0	1.0	2.00	2.00	114	20700	0.50000V	12569.47931267	UNIFORM P-AXIS
31	0.800	1000	30	180	2.0	1.0	2.00	2.00	70	12780	0.20000V	12569.26333560	UNIFORM P-AXIS
32	0.900	1000	30	180	2.0	1.0	2.00	2.00	61	11160	0.70000V	12569.46219939	UNIFORM P-AXIS
33	1.000	1000	30	180	2.0	1.0	2.00	2.00	98	17820	0.65000V	12569.47962838	UNIFORM P-AXIS

Total Function Evaluations: 326820

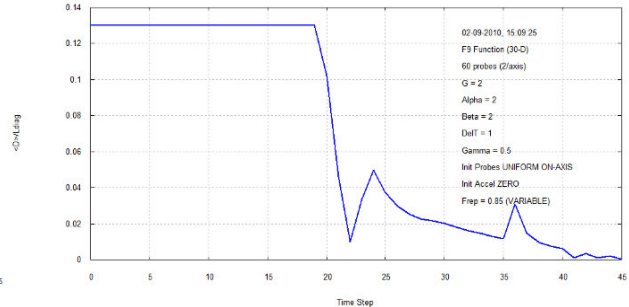
17 0.500 1000 30 120 2.0 1.0 2.00 2.00 61 7440 0.70000V 12569.48661622 UNIFORM P-AXIS

F9

F9
 Best Fitness = 0 returned by
 Probe # 59 at Time Step 45



Average Distance of 59 Probes to Best Probe
 Normalized to Size of Decision Space
 [60 probes, 45 time steps]



Run ID: 02-09-2010, 15:09:25 FUNCTION: F9

Run #	Gamma	Nt	Nd	Np	G	DelT	Alpha	Beta	#Steps	Neval	Frep	Fitness	Initial Probes
0	0.000	1000	30	60	2.0	1.0	2.00	2.00	0	0	0.50000V	-9999.00000000	UNIFORM P-AXIS
1	0.000	1000	30	60	2.0	1.0	2.00	2.00	57	3480	0.50000V	-817.98078912	UNIFORM P-AXIS
2	0.100	1000	30	60	2.0	1.0	2.00	2.00	86	5220	0.05000V	-168.90806944	UNIFORM P-AXIS
3	0.200	1000	30	60	2.0	1.0	2.00	2.00	72	4380	0.30000V	-444.79080879	UNIFORM P-AXIS
4	0.300	1000	30	60	2.0	1.0	2.00	2.00	61	3720	0.70000V	-31.95278768	UNIFORM P-AXIS
5	0.400	1000	30	60	2.0	1.0	2.00	2.00	168	10140	0.35000V	-16.87213507	UNIFORM P-AXIS
6	0.500	1000	30	60	2.0	1.0	2.00	2.00	45	2760	0.85000V	0.00000000	UNIFORM P-AXIS
7	0.600	1000	30	60	2.0	1.0	2.00	2.00	96	5820	0.55000V	-0.03076400	UNIFORM P-AXIS
8	0.700	1000	30	60	2.0	1.0	2.00	2.00	150	9060	0.40000V	-29.69863646	UNIFORM P-AXIS
9	0.800	1000	30	60	2.0	1.0	2.00	2.00	188	11340	0.40000V	-44.55147268	UNIFORM P-AXIS
10	0.900	1000	30	60	2.0	1.0	2.00	2.00	84	5100	0.90000V	-47.02033699	UNIFORM P-AXIS
11	1.000	1000	30	60	2.0	1.0	2.00	2.00	108	6540	0.20000V	-29.89546044	UNIFORM P-AXIS
12	0.000	1000	30	120	2.0	1.0	2.00	2.00	35	4320	0.35000V	-40.51140239	UNIFORM P-AXIS
13	0.100	1000	30	120	2.0	1.0	2.00	2.00	88	10680	0.15000V	-0.00016823	UNIFORM P-AXIS
14	0.200	1000	30	120	2.0	1.0	2.00	2.00	70	8520	0.20000V	-29.76575213	UNIFORM P-AXIS
15	0.300	1000	30	120	2.0	1.0	2.00	2.00	47	5760	0.95000V	-0.87005977	UNIFORM P-AXIS
16	0.400	1000	30	120	2.0	1.0	2.00	2.00	35	4320	0.35000V	-0.00120735	UNIFORM P-AXIS
17	0.500	1000	30	120	2.0	1.0	2.00	2.00	107	12960	0.15000V	-0.99727308	UNIFORM P-AXIS
18	0.600	1000	30	120	2.0	1.0	2.00	2.00	35	4320	0.35000V	-0.00120735	UNIFORM P-AXIS
19	0.700	1000	30	120	2.0	1.0	2.00	2.00	47	5760	0.95000V	-0.87005977	UNIFORM P-AXIS
20	0.800	1000	30	120	2.0	1.0	2.00	2.00	70	8520	0.20000V	-29.76575213	UNIFORM P-AXIS
21	0.900	1000	30	120	2.0	1.0	2.00	2.00	92	11160	0.35000V	-0.99091630	UNIFORM P-AXIS
22	1.000	1000	30	120	2.0	1.0	2.00	2.00	91	11040	0.30000V	-29.76828435	UNIFORM P-AXIS
23	0.000	1000	30	180	2.0	1.0	2.00	2.00	85	15480	0.95000V	-0.00006649	UNIFORM P-AXIS
24	0.100	1000	30	180	2.0	1.0	2.00	2.00	75	13680	0.45000V	-0.00001622	UNIFORM P-AXIS
25	0.200	1000	30	180	2.0	1.0	2.00	2.00	91	16560	0.30000V	-44.56106521	UNIFORM P-AXIS
26	0.300	1000	30	180	2.0	1.0	2.00	2.00	210	37980	0.55000V	-28.88260924	UNIFORM P-AXIS
27	0.400	1000	30	180	2.0	1.0	2.00	2.00	35	6480	0.35000V	-40.51140239	UNIFORM P-AXIS
28	0.500	1000	30	180	2.0	1.0	2.00	2.00	72	13140	0.30000V	-0.00021752	UNIFORM P-AXIS
29	0.600	1000	30	180	2.0	1.0	2.00	2.00	77	14040	0.55000V	-0.00000295	UNIFORM P-AXIS
30	0.700	1000	30	180	2.0	1.0	2.00	2.00	132	23940	0.45000V	-28.73588054	UNIFORM P-AXIS
31	0.800	1000	30	180	2.0	1.0	2.00	2.00	186	33660	0.30000V	-44.55183590	UNIFORM P-AXIS
32	0.900	1000	30	180	2.0	1.0	2.00	2.00	75	13680	0.45000V	-0.00001622	UNIFORM P-AXIS
33	1.000	1000	30	180	2.0	1.0	2.00	2.00	85	15480	0.95000V	-0.00006649	UNIFORM P-AXIS

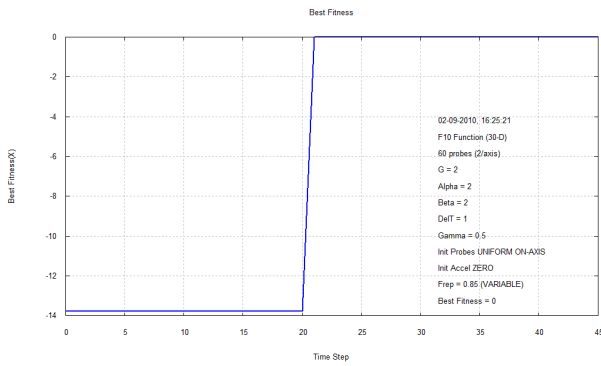
Total Function Evaluations: 359040

6 0.500 1000 30 60 2.0 1.0 2.00 2.00 45 2760 0.85000V 0.00000000 UNIFORM P-AXIS

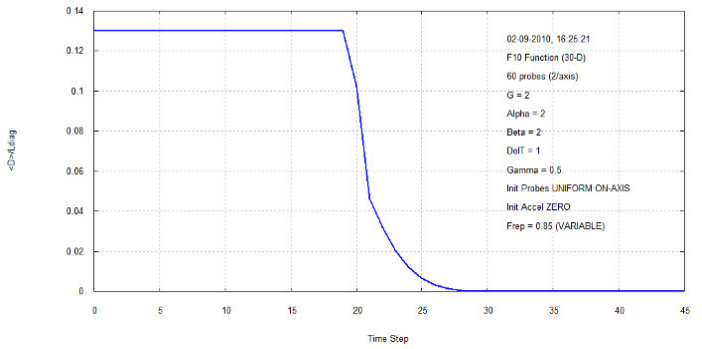
F10

F10
Best Fitness = 0 returned by
Probe #59 at Time Step 45

P59 coordinates:
1 0
2 0
3 0
4 0
5 0
6 0
7 0
8 0
9 0
10 0
11 0
12 0
13 0
14 0
15 0
16 0
17 0
18 0
19 0
20 0
21 0
22 0
23 0
24 0
25 0
26 0
27 0
28 0
29 0
30 0



Average Distance of 59 Probes to Best Probe
Normalized to Size of Decision Space
[60 probes, 45 time steps]



Run ID: 02-09-2010, 16:25:21 FUNCTION: F10

Run #	Gamma	Nt	Nd	Np	G	DelT	Alpha	Beta	#Steps	Neval	Frep	Fitness	Initial Probes
0	0.000	1000	30	60	2.0	1.0	2.00	2.00	0	0	0.50000V	-9999.00000000	UNIFORM P-AXIS
1	0.000	1000	30	60	2.0	1.0	2.00	2.00	93	5640	0.40000V	-19.95554498	UNIFORM P-AXIS
2	0.100	1000	30	60	2.0	1.0	2.00	2.00	105	6360	0.05000V	-21.97959083	UNIFORM P-AXIS
3	0.200	1000	30	60	2.0	1.0	2.00	2.00	175	10560	0.70000V	-19.74824472	UNIFORM P-AXIS
4	0.300	1000	30	60	2.0	1.0	2.00	2.00	87	5280	0.10000V	-16.93358137	UNIFORM P-AXIS
5	0.400	1000	30	60	2.0	1.0	2.00	2.00	65	3960	0.90000V	-16.18811949	UNIFORM P-AXIS
6	0.500	1000	30	60	2.0	1.0	2.00	2.00	45	2760	0.85000V	0.00000000	UNIFORM P-AXIS
7	0.600	1000	30	60	2.0	1.0	2.00	2.00	65	3960	0.90000V	-16.22923685	UNIFORM P-AXIS
8	0.700	1000	30	60	2.0	1.0	2.00	2.00	81	4920	0.75000V	-17.76008071	UNIFORM P-AXIS
9	0.800	1000	30	60	2.0	1.0	2.00	2.00	187	11280	0.35000V	-19.52444864	UNIFORM P-AXIS
10	0.900	1000	30	60	2.0	1.0	2.00	2.00	115	6960	0.55000V	-22.00875670	UNIFORM P-AXIS
11	1.000	1000	30	60	2.0	1.0	2.00	2.00	131	7920	0.40000V	-0.00067597	UNIFORM P-AXIS
12	0.000	1000	30	120	2.0	1.0	2.00	2.00	93	11280	0.40000V	-19.95554498	UNIFORM P-AXIS
13	0.100	1000	30	120	2.0	1.0	2.00	2.00	130	15720	0.35000V	-21.95522239	UNIFORM P-AXIS
14	0.200	1000	30	120	2.0	1.0	2.00	2.00	112	13560	0.40000V	-19.56322754	UNIFORM P-AXIS
15	0.300	1000	30	120	2.0	1.0	2.00	2.00	85	10320	0.95000V	-6.61336710	UNIFORM P-AXIS
16	0.400	1000	30	120	2.0	1.0	2.00	2.00	107	12960	0.15000V	-12.55536480	UNIFORM P-AXIS
17	0.500	1000	30	120	2.0	1.0	2.00	2.00	206	24840	0.35000V	-0.02837028	UNIFORM P-AXIS
18	0.600	1000	30	120	2.0	1.0	2.00	2.00	165	19920	0.20000V	-12.46390247	UNIFORM P-AXIS
19	0.700	1000	30	120	2.0	1.0	2.00	2.00	107	12960	0.15000V	-17.74769110	UNIFORM P-AXIS
20	0.800	1000	30	120	2.0	1.0	2.00	2.00	78	9480	0.60000V	-19.30852660	UNIFORM P-AXIS
21	0.900	1000	30	120	2.0	1.0	2.00	2.00	134	16200	0.55000V	-21.99722257	UNIFORM P-AXIS
22	1.000	1000	30	120	2.0	1.0	2.00	2.00	89	10800	0.20000V	-0.00463449	UNIFORM P-AXIS
23	0.000	1000	30	180	2.0	1.0	2.00	2.00	93	16920	0.40000V	-19.95554498	UNIFORM P-AXIS
24	0.100	1000	30	180	2.0	1.0	2.00	2.00	108	19620	0.20000V	-21.70151508	UNIFORM P-AXIS
25	0.200	1000	30	180	2.0	1.0	2.00	2.00	194	35100	0.70000V	-19.63371971	UNIFORM P-AXIS
26	0.300	1000	30	180	2.0	1.0	2.00	2.00	168	30420	0.35000V	-16.05132032	UNIFORM P-AXIS
27	0.400	1000	30	180	2.0	1.0	2.00	2.00	155	28080	0.65000V	-12.58872373	UNIFORM P-AXIS
28	0.500	1000	30	180	2.0	1.0	2.00	2.00	53	9720	0.30000V	-0.39610444	UNIFORM P-AXIS
29	0.600	1000	30	180	2.0	1.0	2.00	2.00	101	18360	0.80000V	-3.31261067	UNIFORM P-AXIS
30	0.700	1000	30	180	2.0	1.0	2.00	2.00	120	21780	0.80000V	-15.95693658	UNIFORM P-AXIS
31	0.800	1000	30	180	2.0	1.0	2.00	2.00	157	28440	0.75000V	-0.30534274	UNIFORM P-AXIS

32 0.900 1000 30 180 2.0 1.0 2.00 2.00 129 23400 0.30000V -21.88600789 UNIFORM P-AXIS
 33 1.000 1000 30 180 2.0 1.0 2.00 2.00 105 19080 0.05000V -0.00092027 UNIFORM P-AXIS

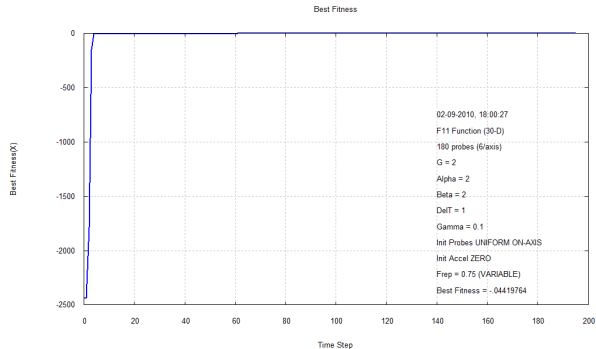
Total Function Evaluations: 478560

6 0.500 1000 30 60 2.0 1.0 2.00 2.00 45 2760 0.85000V 0.00000000 UNIFORM P-AXIS

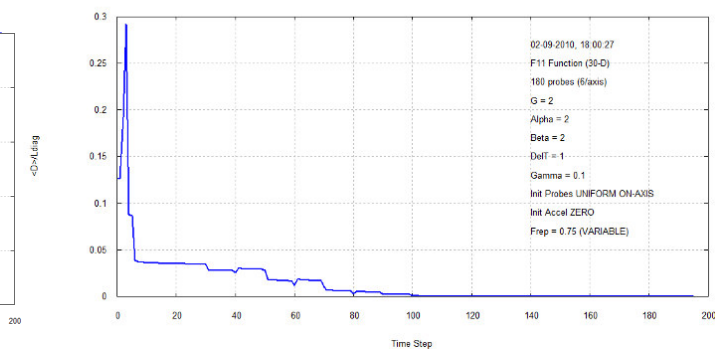
F11

F11
 Best Fitness = -.04419764 returned by
 Probe # 99 at Time Step 195

P99 coordinates:
 1 100.1375327
 2 99.9339754
 3 99.92027589
 4 99.93043425
 5 99.92512394
 6 99.92347474
 7 99.92286296
 8 99.9225315
 9 99.9222892
 10 99.9221017
 11 99.9215967
 12 99.9216067
 13 99.9220317
 14 99.9227213
 15 99.9226379
 16 99.92247188
 17 99.92298528
 18 99.92271728
 19 99.9228479
 20 99.92298047
 21 99.9231341
 22 99.9232943
 23 100.65076421
 24 99.9235035
 25 99.92362812
 26 99.9237558
 27 99.92386761
 28 99.92398166
 29 99.9240928
 30 99.92419948



Average Distance of 179 Probes to Best Probe
 Normalized to Size of Decision Space
 [180 probes, 195 time steps]



Run ID: 02-09-2010, 18:00:27 FUNCTION: F11

Run #	Gamma	Nt	Nd	Np	G	DelT	Alpha	Beta	#Steps	Neval	Freq	Fitness	Initial Probes
0	0.000	1000	30	60	2.0	1.0	2.00	2.00	0	0	0.50000V	-9999.00000000	UNIFORM P-AXIS
1	0.000	1000	30	60	2.0	1.0	2.00	2.00	46	2820	0.90000V	-3301.63525000	UNIFORM P-AXIS
2	0.100	1000	30	60	2.0	1.0	2.00	2.00	46	2820	0.90000V	-2297.08769018	UNIFORM P-AXIS
3	0.200	1000	30	60	2.0	1.0	2.00	2.00	54	3300	0.35000V	-1.23635432	UNIFORM P-AXIS
4	0.300	1000	30	60	2.0	1.0	2.00	2.00	92	5580	0.35000V	-623.86779790	UNIFORM P-AXIS
5	0.400	1000	30	60	2.0	1.0	2.00	2.00	45	2760	0.85000V	-336.38104615	UNIFORM P-AXIS
6	0.500	1000	30	60	2.0	1.0	2.00	2.00	45	2760	0.85000V	-68.73220895	UNIFORM P-AXIS
7	0.600	1000	30	60	2.0	1.0	2.00	2.00	246	14820	0.45000V	-4.00273011	UNIFORM P-AXIS
8	0.700	1000	30	60	2.0	1.0	2.00	2.00	65	3960	0.90000V	-143.37903298	UNIFORM P-AXIS
9	0.800	1000	30	60	2.0	1.0	2.00	2.00	65	3960	0.90000V	-480.33811229	UNIFORM P-AXIS
10	0.900	1000	30	60	2.0	1.0	2.00	2.00	65	3960	0.90000V	-1010.47811863	UNIFORM P-AXIS
11	1.000	1000	30	60	2.0	1.0	2.00	2.00	125	7560	0.10000V	-2.00126777	UNIFORM P-AXIS
12	0.000	1000	30	120	2.0	1.0	2.00	2.00	54	6600	0.35000V	-109.92964955	UNIFORM P-AXIS
13	0.100	1000	30	120	2.0	1.0	2.00	2.00	35	4320	0.35000V	-3.03975464	UNIFORM P-AXIS
14	0.200	1000	30	120	2.0	1.0	2.00	2.00	35	4320	0.35000V	-2.57331594	UNIFORM P-AXIS
15	0.300	1000	30	120	2.0	1.0	2.00	2.00	35	4320	0.35000V	-1.39086441	UNIFORM P-AXIS
16	0.400	1000	30	120	2.0	1.0	2.00	2.00	35	4320	0.35000V	-5.67090092	UNIFORM P-AXIS
17	0.500	1000	30	120	2.0	1.0	2.00	2.00	267	32160	0.55000V	-63.15584071	UNIFORM P-AXIS
18	0.600	1000	30	120	2.0	1.0	2.00	2.00	35	4320	0.35000V	-6.40000000	UNIFORM P-AXIS
19	0.700	1000	30	120	2.0	1.0	2.00	2.00	75	9120	0.45000V	-136.71068178	UNIFORM P-AXIS
20	0.800	1000	30	120	2.0	1.0	2.00	2.00	35	4320	0.35000V	-445.43143407	UNIFORM P-AXIS
21	0.900	1000	30	120	2.0	1.0	2.00	2.00	35	4320	0.35000V	-40.34010306	UNIFORM P-AXIS
22	1.000	1000	30	120	2.0	1.0	2.00	2.00	35	4320	0.35000V	-4.05519280	UNIFORM P-AXIS
23	0.000	1000	30	180	2.0	1.0	2.00	2.00	61	11160	0.70000V	-104.70613925	UNIFORM P-AXIS
24	0.100	1000	30	180	2.0	1.0	2.00	2.00	195	35280	0.75000V	-0.04419764	UNIFORM P-AXIS
25	0.200	1000	30	180	2.0	1.0	2.00	2.00	135	24480	0.60000V	-1.91298072	UNIFORM P-AXIS
26	0.300	1000	30	180	2.0	1.0	2.00	2.00	35	6480	0.35000V	-4.42021222	UNIFORM P-AXIS
27	0.400	1000	30	180	2.0	1.0	2.00	2.00	35	6480	0.35000V	-8.01901276	UNIFORM P-AXIS
28	0.500	1000	30	180	2.0	1.0	2.00	2.00	35	6480	0.35000V	-68.05499564	UNIFORM P-AXIS
29	0.600	1000	30	180	2.0	1.0	2.00	2.00	35	6480	0.35000V	-3.84611240	UNIFORM P-AXIS
30	0.700	1000	30	180	2.0	1.0	2.00	2.00	75	13680	0.45000V	-122.29488564	UNIFORM P-AXIS
31	0.800	1000	30	180	2.0	1.0	2.00	2.00	35	6480	0.35000V	-12.45943847	UNIFORM P-AXIS
32	0.900	1000	30	180	2.0	1.0	2.00	2.00	35	6480	0.35000V	-3.38969420	UNIFORM P-AXIS
33	1.000	1000	30	180	2.0	1.0	2.00	2.00	35	6480	0.35000V	-3.56479100	UNIFORM P-AXIS

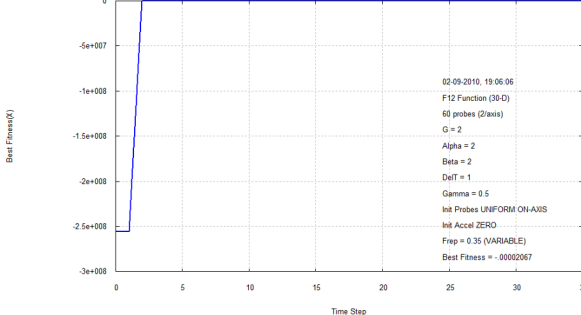
Total Function Evaluations: 266700

24 0.100 1000 30 180 2.0 1.0 2.00 2.00 195 35280 0.75000V -0.04419764 UNIFORM P-AXIS

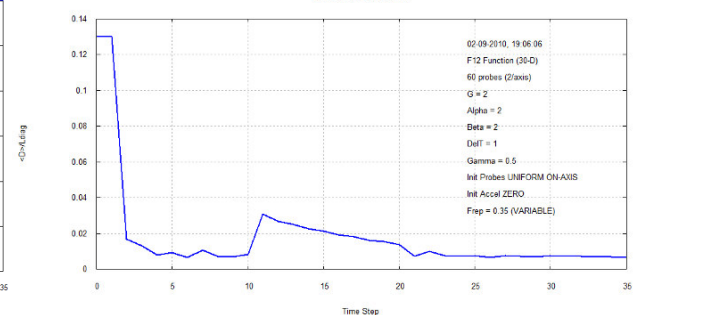
F12

F12
 Best Fitness = -.00002067 returned by
 Probe # 80 at Time Step 35

P80 coordinates:
 1 -1.0046925
 2 -1.0046925
 3 -1.0046925
 4 -1.0046925
 5 -1.0046925
 6 -1.0046925
 7 -1.0046925
 8 -1.0046925
 9 -1.0046925
 10 -1.0046925
 11 -1.0046925
 12 -1.0046925
 13 -1.0046925
 14 -1.0046925
 15 -1.0046925
 16 -1.0046925
 17 -1.0046925
 18 -1.0046925
 19 -1.0046925
 20 -1.0046925
 21 -1.0046925
 22 -1.0046925
 23 -1.0046925
 24 -1.0046925
 25 -1.0046925
 26 -1.0046925
 27 -1.0046925
 28 -1.0046925
 29 -1.0046925
 30 -981137475



Average Distance of 59 Probes to Best Probe
 Normalized to Size of Decision Space
 [60 probes, 35 time steps]



31	0.800	1000	30	180	2.0	1.0	2.00	2.00	53	9720	0.30000V	-0.29034320	UNIFORM	P-AXIS
32	0.900	1000	30	180	2.0	1.0	2.00	2.00	41	7560	0.65000V	-0.01332512	UNIFORM	P-AXIS
33	1.000	1000	30	180	2.0	1.0	2.00	2.00	60	10980	0.65000V	-0.02013700	UNIFORM	P-AXIS

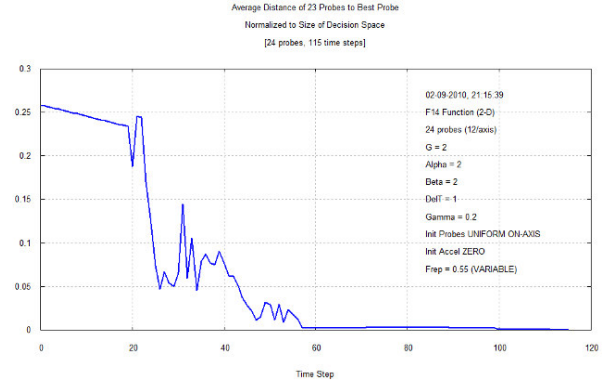
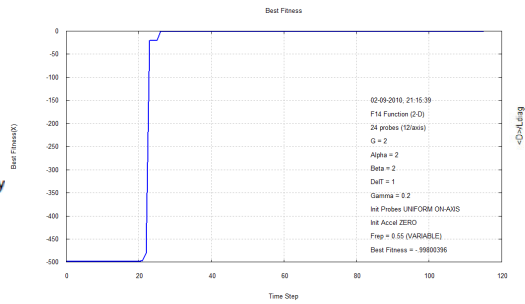
Total Function Evaluations: 317280

19	0.700	1000	30	120	2.0	1.0	2.00	2.00	90	10920	0.25000V	-0.00102803	UNIFORM	P-AXIS
----	-------	------	----	-----	-----	-----	------	------	----	-------	----------	-------------	---------	--------

F14

F14
Best Fitness = -99800396 returned by
Probe # 21 at Time Step 112

P21 coordinates:
1 -32.06987068
2 -32.01456105



Run ID: 02-09-2010, 21:15:39 FUNCTION: F14

Run #	Gamma	Nt	Nd	Np	G	DelT	Alpha	Beta	#Steps	Neval	Freq	Fitness	Initial Probes
0	0.000	1000	2	8	2.0	1.0	2.00	2.00	0	0	0.50000V	-9999.00000000	UNIFORM P-AXIS
1	0.000	1000	2	4	2.0	1.0	2.00	2.00	55	224	0.40000V	-1.40642307	UNIFORM P-AXIS
2	0.100	1000	2	4	2.0	1.0	2.00	2.00	86	348	0.05000V	-1.08004550	UNIFORM P-AXIS
3	0.200	1000	2	4	2.0	1.0	2.00	2.00	105	424	0.05000V	-416.57350238	UNIFORM P-AXIS
4	0.300	1000	2	4	2.0	1.0	2.00	2.00	84	340	0.90000V	-2.05928607	UNIFORM P-AXIS
5	0.400	1000	2	4	2.0	1.0	2.00	2.00	95	384	0.50000V	-7.87399681	UNIFORM P-AXIS
6	0.500	1000	2	4	2.0	1.0	2.00	2.00	70	284	0.20000V	-10.76318244	UNIFORM P-AXIS
7	0.600	1000	2	4	2.0	1.0	2.00	2.00	46	188	0.90000V	-12.67050581	UNIFORM P-AXIS
8	0.700	1000	2	4	2.0	1.0	2.00	2.00	75	304	0.45000V	-11.71973621	UNIFORM P-AXIS
9	0.800	1000	2	4	2.0	1.0	2.00	2.00	71	288	0.25000V	-8.84196997	UNIFORM P-AXIS
10	0.900	1000	2	4	2.0	1.0	2.00	2.00	81	328	0.75000V	-13.61872972	UNIFORM P-AXIS
11	1.000	1000	2	4	2.0	1.0	2.00	2.00	105	424	0.05000V	-490.41174276	UNIFORM P-AXIS
12	0.000	1000	2	8	2.0	1.0	2.00	2.00	78	632	0.60000V	-1.02471512	UNIFORM P-AXIS
13	0.100	1000	2	8	2.0	1.0	2.00	2.00	136	1096	0.65000V	-202.44979417	UNIFORM P-AXIS
14	0.200	1000	2	8	2.0	1.0	2.00	2.00	70	568	0.20000V	-2.98212128	UNIFORM P-AXIS
15	0.300	1000	2	8	2.0	1.0	2.00	2.00	48	392	0.05000V	-6.90333595	UNIFORM P-AXIS
16	0.400	1000	2	8	2.0	1.0	2.00	2.00	53	432	0.30000V	-6.90336530	UNIFORM P-AXIS
17	0.500	1000	2	8	2.0	1.0	2.00	2.00	69	560	0.15000V	-1.99362076	UNIFORM P-AXIS
18	0.600	1000	2	8	2.0	1.0	2.00	2.00	45	368	0.85000V	-18.31709957	UNIFORM P-AXIS
19	0.700	1000	2	8	2.0	1.0	2.00	2.00	58	472	0.55000V	-18.30771797	UNIFORM P-AXIS
20	0.800	1000	2	8	2.0	1.0	2.00	2.00	68	552	0.10000V	-9.80389913	UNIFORM P-AXIS
21	0.900	1000	2	8	2.0	1.0	2.00	2.00	104	840	0.95000V	-213.07705759	UNIFORM P-AXIS
22	1.000	1000	2	8	2.0	1.0	2.00	2.00	58	472	0.55000V	-12.67050685	UNIFORM P-AXIS
23	0.000	1000	2	12	2.0	1.0	2.00	2.00	85	1032	0.95000V	-1.99316040	UNIFORM P-AXIS
24	0.100	1000	2	12	2.0	1.0	2.00	2.00	70	852	0.20000V	-1.00244850	UNIFORM P-AXIS
25	0.200	1000	2	12	2.0	1.0	2.00	2.00	70	852	0.20000V	-2.98335908	UNIFORM P-AXIS
26	0.300	1000	2	12	2.0	1.0	2.00	2.00	66	804	0.95000V	-6.90333670	UNIFORM P-AXIS
27	0.400	1000	2	12	2.0	1.0	2.00	2.00	48	588	0.05000V	-5.92949534	UNIFORM P-AXIS
28	0.500	1000	2	12	2.0	1.0	2.00	2.00	66	804	0.95000V	-2.98211825	UNIFORM P-AXIS
29	0.600	1000	2	12	2.0	1.0	2.00	2.00	58	708	0.55000V	-6.95096960	UNIFORM P-AXIS
30	0.700	1000	2	12	2.0	1.0	2.00	2.00	54	660	0.35000V	-8.84083729	UNIFORM P-AXIS
31	0.800	1000	2	12	2.0	1.0	2.00	2.00	60	732	0.65000V	-0.99811146	UNIFORM P-AXIS
32	0.900	1000	2	12	2.0	1.0	2.00	2.00	90	1092	0.25000V	-18.33845734	UNIFORM P-AXIS
33	1.000	1000	2	12	2.0	1.0	2.00	2.00	63	768	0.80000V	-12.67172208	UNIFORM P-AXIS
34	0.000	1000	2	16	2.0	1.0	2.00	2.00	71	1152	0.25000V	-1.99360589	UNIFORM P-AXIS
35	0.100	1000	2	16	2.0	1.0	2.00	2.00	67	1088	0.05000V	-1.99203464	UNIFORM P-AXIS
36	0.200	1000	2	16	2.0	1.0	2.00	2.00	53	864	0.30000V	-1.99263283	UNIFORM P-AXIS
37	0.300	1000	2	16	2.0	1.0	2.00	2.00	54	880	0.35000V	-3.96825029	UNIFORM P-AXIS
38	0.400	1000	2	16	2.0	1.0	2.00	2.00	35	576	0.35000V	-13.61860920	UNIFORM P-AXIS
39	0.500	1000	2	16	2.0	1.0	2.00	2.00	50	816	0.15000V	-6.90333605	UNIFORM P-AXIS
40	0.600	1000	2	16	2.0	1.0	2.00	2.00	35	576	0.35000V	-8.85576762	UNIFORM P-AXIS
41	0.700	1000	2	16	2.0	1.0	2.00	2.00	61	992	0.70000V	-4.95092057	UNIFORM P-AXIS
42	0.800	1000	2	16	2.0	1.0	2.00	2.00	54	880	0.35000V	-8.84083596	UNIFORM P-AXIS
43	0.900	1000	2	16	2.0	1.0	2.00	2.00	70	1136	0.20000V	-13.62150695	UNIFORM P-AXIS
44	1.000	1000	2	16	2.0	1.0	2.00	2.00	45	736	0.85000V	-100.92549919	UNIFORM P-AXIS
45	0.000	1000	2	20	2.0	1.0	2.00	2.00	75	1520	0.45000V	-5.92930017	UNIFORM P-AXIS
46	0.100	1000	2	20	2.0	1.0	2.00	2.00	53	1080	0.30000V	-1.99220800	UNIFORM P-AXIS
47	0.200	1000	2	20	2.0	1.0	2.00	2.00	76	1540	0.50000V	-3.28650962	UNIFORM P-AXIS
48	0.300	1000	2	20	2.0	1.0	2.00	2.00	35	720	0.35000V	-2.00372774	UNIFORM P-AXIS
49	0.400	1000	2	20	2.0	1.0	2.00	2.00	35	720	0.35000V	-12.67050581	UNIFORM P-AXIS
50	0.500	1000	2	20	2.0	1.0	2.00	2.00	52	1060	0.25000V	-1.99362004	UNIFORM P-AXIS
51	0.600	1000	2	20	2.0	1.0	2.00	2.00	53	1080	0.30000V	-8.84115801	UNIFORM P-AXIS
52	0.700	1000	2	20	2.0	1.0	2.00	2.00	68	1380	0.10000V	-5.93231258	UNIFORM P-AXIS
53	0.800	1000	2	20	2.0	1.0	2.00	2.00	68	1380	0.10000V	-13.61862500	UNIFORM P-AXIS
54	0.900	1000	2	20	2.0	1.0	2.00	2.00	67	1360	0.05000V	-19.25918532	UNIFORM P-AXIS
55	1.000	1000	2	20	2.0	1.0	2.00	2.00	70	1420	0.20000V	-7.87435050	UNIFORM P-AXIS
56	0.000	1000	2	24	2.0	1.0	2.00	2.00	66	1608	0.95000V	-0.99800405	UNIFORM P-AXIS
57	0.100	1000	2	24	2.0	1.0	2.00	2.00	66	1608	0.95000V	-5.92886921	UNIFORM P-AXIS
58	0.200	1000	2	24	2.0	1.0	2.00	2.00	115	2784	0.55000V	-0.99800396	UNIFORM P-AXIS
59	0.300	1000	2	24	2.0	1.0	2.00	2.00	35	864	0.35000V	-12.67050583	UNIFORM P-AXIS
60	0.400	1000	2	24	2.0	1.0	2.00	2.00	42	1032	0.70000V	-2.00049330	UNIFORM P-AXIS
61	0.500	1000	2	24	2.0	1.0	2.00	2.00	56	1368	0.45000V	-2.98210858	UNIFORM P-AXIS
62	0.600	1000	2	24	2.0	1.0	2.00	2.00	70	1704	0.20000V	-3.97401795	UNIFORM P-AXIS
63	0.700	1000	2	24	2.0	1.0	2.00	2.00	35	864	0.35000V	-12.67050581	UNIFORM P-AXIS
64	0.800	1000	2	24	2.0	1.0	2.00	2.00	70	1704	0.20000V	-13.61923447	UNIFORM P-AXIS
65	0.900	1000	2	24	2.0	1.0	2.00	2.00	115	2784	0.55000V	-18.30430953	UNIFORM P-AXIS
66	1.000	1000	2	24	2.0	1.0	2.00	2.00	71	1728	0.25000V	-1.99208977	UNIFORM P-AXIS
67	0.000	1000	2	28	2.0	1.0	2.00	2.00	91	2576	0.30000V	-5.92957967	UNIFORM P-AXIS
68	0.100	1000	2	28	2.0	1.0	2.00	2.00	68	1932	0.10000V	-5.92982307	UNIFORM P-AXIS

69	0.200	1000	2	28	2.0	1.0	2.00	2.00	52	1484	0.25000V	-0.99800500	UNIFORM	P-AXIS
70	0.300	1000	2	28	2.0	1.0	2.00	2.00	53	1512	0.30000V	-12.68239387	UNIFORM	P-AXIS
71	0.400	1000	2	28	2.0	1.0	2.00	2.00	52	1484	0.25000V	-5.92884534	UNIFORM	P-AXIS
72	0.500	1000	2	28	2.0	1.0	2.00	2.00	35	1008	0.35000V	-7.87399305	UNIFORM	P-AXIS
73	0.600	1000	2	28	2.0	1.0	2.00	2.00	54	1540	0.35000V	-7.87399303	UNIFORM	P-AXIS
74	0.700	1000	2	28	2.0	1.0	2.00	2.00	53	1512	0.30000V	-12.67050650	UNIFORM	P-AXIS
75	0.800	1000	2	28	2.0	1.0	2.00	2.00	53	1512	0.30000V	-6.90348942	UNIFORM	P-AXIS
76	0.900	1000	2	28	2.0	1.0	2.00	2.00	83	2352	0.85000V	-13.61898668	UNIFORM	P-AXIS
77	1.000	1000	2	28	2.0	1.0	2.00	2.00	85	2408	0.95000V	-11.78451401	UNIFORM	P-AXIS

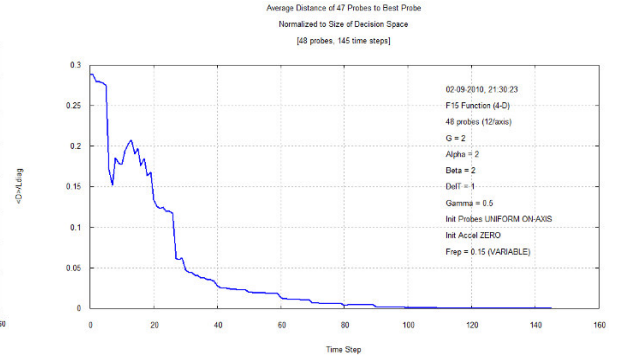
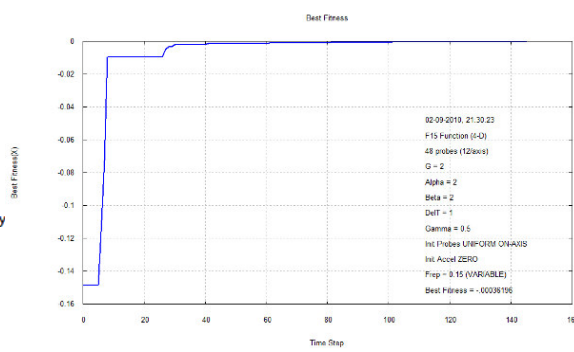
Total Function Evaluations: 79136

58	0.200	1000	2	24	2.0	1.0	2.00	2.00	115	2784	0.55000V	-0.99800396	UNIFORM	P-AXIS
----	-------	------	---	----	-----	-----	------	------	-----	------	----------	-------------	---------	--------

F15

F15
 Best Fitness = -0.0036196 returned by
 Probe # 23 at Time Step 145

- P23 coordinates:**
 1 .1959896
 2 .26677096
 3 .20238446
 4 .17093415



Run ID: 02-09-2010, 21:30:23 FUNCTION: F15

Run #	Gamma	Nt	Nd	Np	G	DelT	Alpha	Beta	#Steps	Neval	Freq	Fitness	Initial Probes
0	0.000	1000	4	16	2.0	1.0	2.00	2.00	0	0	0.50000V	-9999.00000000	UNIFORM P-AXIS
1	0.000	1000	4	8	2.0	1.0	2.00	2.00	35	288	0.35000V	-0.05626396	UNIFORM P-AXIS
2	0.100	1000	4	8	2.0	1.0	2.00	2.00	35	288	0.35000V	-0.05629426	UNIFORM P-AXIS
3	0.200	1000	4	8	2.0	1.0	2.00	2.00	35	288	0.35000V	-0.03272933	UNIFORM P-AXIS
4	0.300	1000	4	8	2.0	1.0	2.00	2.00	35	288	0.35000V	-0.13010491	UNIFORM P-AXIS
5	0.400	1000	4	8	2.0	1.0	2.00	2.00	35	288	0.35000V	-0.13669559	UNIFORM P-AXIS
6	0.500	1000	4	8	2.0	1.0	2.00	2.00	35	288	0.35000V	-0.08532319	UNIFORM P-AXIS
7	0.600	1000	4	8	2.0	1.0	2.00	2.00	35	288	0.35000V	-0.13758964	UNIFORM P-AXIS
8	0.700	1000	4	8	2.0	1.0	2.00	2.00	35	288	0.35000V	-0.09075532	UNIFORM P-AXIS
9	0.800	1000	4	8	2.0	1.0	2.00	2.00	35	288	0.35000V	-0.08183848	UNIFORM P-AXIS
10	0.900	1000	4	8	2.0	1.0	2.00	2.00	115	928	0.55000V	-0.01919626	UNIFORM P-AXIS
11	1.000	1000	4	8	2.0	1.0	2.00	2.00	35	288	0.35000V	-0.05799290	UNIFORM P-AXIS
12	0.000	1000	4	16	2.0	1.0	2.00	2.00	35	576	0.35000V	-0.00969087	UNIFORM P-AXIS
13	0.100	1000	4	16	2.0	1.0	2.00	2.00	35	576	0.35000V	-0.04147696	UNIFORM P-AXIS
14	0.200	1000	4	16	2.0	1.0	2.00	2.00	55	896	0.40000V	-0.01229134	UNIFORM P-AXIS
15	0.300	1000	4	16	2.0	1.0	2.00	2.00	158	2544	0.80000V	-0.01353189	UNIFORM P-AXIS
16	0.400	1000	4	16	2.0	1.0	2.00	2.00	35	576	0.35000V	-0.04063055	UNIFORM P-AXIS
17	0.500	1000	4	16	2.0	1.0	2.00	2.00	56	912	0.45000V	-0.00575910	UNIFORM P-AXIS
18	0.600	1000	4	16	2.0	1.0	2.00	2.00	35	576	0.35000V	-0.12870474	UNIFORM P-AXIS
19	0.700	1000	4	16	2.0	1.0	2.00	2.00	35	576	0.35000V	-0.11830207	UNIFORM P-AXIS
20	0.800	1000	4	16	2.0	1.0	2.00	2.00	35	576	0.35000V	-0.06996965	UNIFORM P-AXIS
21	0.900	1000	4	16	2.0	1.0	2.00	2.00	35	576	0.35000V	-0.05833726	UNIFORM P-AXIS
22	1.000	1000	4	16	2.0	1.0	2.00	2.00	95	1536	0.50000V	-0.01224564	UNIFORM P-AXIS
23	0.000	1000	4	24	2.0	1.0	2.00	2.00	42	1032	0.70000V	-0.01602030	UNIFORM P-AXIS
24	0.100	1000	4	24	2.0	1.0	2.00	2.00	35	864	0.35000V	-0.00973842	UNIFORM P-AXIS
25	0.200	1000	4	24	2.0	1.0	2.00	2.00	35	864	0.35000V	-0.01306855	UNIFORM P-AXIS
26	0.300	1000	4	24	2.0	1.0	2.00	2.00	35	864	0.35000V	-0.02651240	UNIFORM P-AXIS
27	0.400	1000	4	24	2.0	1.0	2.00	2.00	35	864	0.35000V	-0.04798806	UNIFORM P-AXIS
28	0.500	1000	4	24	2.0	1.0	2.00	2.00	35	864	0.35000V	-0.03475317	UNIFORM P-AXIS
29	0.600	1000	4	24	2.0	1.0	2.00	2.00	35	864	0.35000V	-0.09216877	UNIFORM P-AXIS
30	0.700	1000	4	24	2.0	1.0	2.00	2.00	95	2304	0.50000V	-0.00099094	UNIFORM P-AXIS
31	0.800	1000	4	24	2.0	1.0	2.00	2.00	143	3456	0.05000V	-0.04055102	UNIFORM P-AXIS
32	0.900	1000	4	24	2.0	1.0	2.00	2.00	66	1608	0.95000V	-0.00730714	UNIFORM P-AXIS
33	1.000	1000	4	24	2.0	1.0	2.00	2.00	105	2544	0.05000V	-0.01337984	UNIFORM P-AXIS
34	0.000	1000	4	32	2.0	1.0	2.00	2.00	56	1824	0.45000V	-0.0228527	UNIFORM P-AXIS
35	0.100	1000	4	32	2.0	1.0	2.00	2.00	56	1824	0.45000V	-0.00361589	UNIFORM P-AXIS
36	0.200	1000	4	32	2.0	1.0	2.00	2.00	65	2112	0.90000V	-0.01734236	UNIFORM P-AXIS
37	0.300	1000	4	32	2.0	1.0	2.00	2.00	35	1152	0.35000V	-0.05553851	UNIFORM P-AXIS
38	0.400	1000	4	32	2.0	1.0	2.00	2.00	35	1152	0.35000V	-0.02345614	UNIFORM P-AXIS
39	0.500	1000	4	32	2.0	1.0	2.00	2.00	56	1824	0.45000V	-0.00543764	UNIFORM P-AXIS
40	0.600	1000	4	32	2.0	1.0	2.00	2.00	55	1792	0.40000V	-0.01873877	UNIFORM P-AXIS
41	0.700	1000	4	32	2.0	1.0	2.00	2.00	47	1536	0.95000V	-0.02297385	UNIFORM P-AXIS
42	0.800	1000	4	32	2.0	1.0	2.00	2.00	144	4640	0.10000V	-0.03414598	UNIFORM P-AXIS
43	0.900	1000	4	32	2.0	1.0	2.00	2.00	35	1152	0.35000V	-0.09252196	UNIFORM P-AXIS
44	1.000	1000	4	32	2.0	1.0	2.00	2.00	145	4672	0.15000V	-0.01358199	UNIFORM P-AXIS
45	0.000	1000	4	40	2.0	1.0	2.00	2.00	35	1440	0.35000V	-0.00760705	UNIFORM P-AXIS
46	0.100	1000	4	40	2.0	1.0	2.00	2.00	35	1440	0.35000V	-0.04211797	UNIFORM P-AXIS
47	0.200	1000	4	40	2.0	1.0	2.00	2.00	35	1440	0.35000V	-0.00822103	UNIFORM P-AXIS
48	0.300	1000	4	40	2.0	1.0	2.00	2.00	35	1440	0.35000V	-0.07442684	UNIFORM P-AXIS
49	0.400	1000	4	40	2.0	1.0	2.00	2.00	47	1920	0.95000V	-0.05345329	UNIFORM P-AXIS
50	0.500	1000	4	40	2.0	1.0	2.00	2.00	55	2240	0.40000V	-0.01253059	UNIFORM P-AXIS
51	0.600	1000	4	40	2.0	1.0	2.00	2.00	35	1440	0.35000V	-0.04223306	UNIFORM P-AXIS
52	0.700	1000	4	40	2.0	1.0	2.00	2.00	35	1440	0.35000V	-0.03074483	UNIFORM P-AXIS
53	0.800	1000	4	40	2.0	1.0	2.00	2.00	154	6200	0.60000V	-0.02014413	UNIFORM P-AXIS
54	0.900	1000	4	40	2.0	1.0	2.00	2.00	53	2160	0.30000V	-0.00839958	UNIFORM P-AXIS
55	1.000	1000	4	40	2.0	1.0	2.00	2.00	105	4240	0.05000V	-0.00177246	UNIFORM P-AXIS
56	0.000	1000	4	48	2.0	1.0	2.00	2.00	69	3360	0.15000V	-0.00276244	UNIFORM P-AXIS
57	0.100	1000	4	48	2.0	1.0	2.00	2.00	63	3072	0.80000V	-0.00339446	UNIFORM P-AXIS
58	0.200	1000	4	48	2.0	1.0	2.00	2.00	96	4656	0.55000V	-0.00103590	UNIFORM P-AXIS

59	0.300	1000	4	48	2.0	1.0	2.00	2.00	154	7440	0.60000V	-0.00562573	UNIFORM	P-AXIS
60	0.400	1000	4	48	2.0	1.0	2.00	2.00	35	1728	0.35000V	-0.05265765	UNIFORM	P-AXIS
61	0.500	1000	4	48	2.0	1.0	2.00	2.00	145	7008	0.15000V	-0.00036196	UNIFORM	P-AXIS
62	0.600	1000	4	48	2.0	1.0	2.00	2.00	35	1728	0.35000V	-0.03430604	UNIFORM	P-AXIS
63	0.700	1000	4	48	2.0	1.0	2.00	2.00	55	2688	0.40000V	-0.01100842	UNIFORM	P-AXIS
64	0.800	1000	4	48	2.0	1.0	2.00	2.00	65	3168	0.90000V	-0.02418517	UNIFORM	P-AXIS
65	0.900	1000	4	48	2.0	1.0	2.00	2.00	65	3168	0.90000V	-0.00063838	UNIFORM	P-AXIS
66	1.000	1000	4	48	2.0	1.0	2.00	2.00	125	6048	0.10000V	-0.01333495	UNIFORM	P-AXIS
67	0.000	1000	4	56	2.0	1.0	2.00	2.00	98	5544	0.65000V	-0.00248142	UNIFORM	P-AXIS
68	0.100	1000	4	56	2.0	1.0	2.00	2.00	68	3864	0.10000V	-0.00294772	UNIFORM	P-AXIS
69	0.200	1000	4	56	2.0	1.0	2.00	2.00	35	2016	0.35000V	-0.01356890	UNIFORM	P-AXIS
70	0.300	1000	4	56	2.0	1.0	2.00	2.00	35	2016	0.35000V	-0.03136321	UNIFORM	P-AXIS
71	0.400	1000	4	56	2.0	1.0	2.00	2.00	35	2016	0.35000V	-0.05285727	UNIFORM	P-AXIS
72	0.500	1000	4	56	2.0	1.0	2.00	2.00	154	8680	0.60000V	-0.00743062	UNIFORM	P-AXIS
73	0.600	1000	4	56	2.0	1.0	2.00	2.00	155	8736	0.65000V	-0.00442334	UNIFORM	P-AXIS
74	0.700	1000	4	56	2.0	1.0	2.00	2.00	85	4816	0.95000V	-0.01751023	UNIFORM	P-AXIS
75	0.800	1000	4	56	2.0	1.0	2.00	2.00	55	3136	0.40000V	-0.01071065	UNIFORM	P-AXIS
76	0.900	1000	4	56	2.0	1.0	2.00	2.00	65	3696	0.90000V	-0.01040173	UNIFORM	P-AXIS
77	1.000	1000	4	56	2.0	1.0	2.00	2.00	65	3696	0.90000V	-0.00961650	UNIFORM	P-AXIS

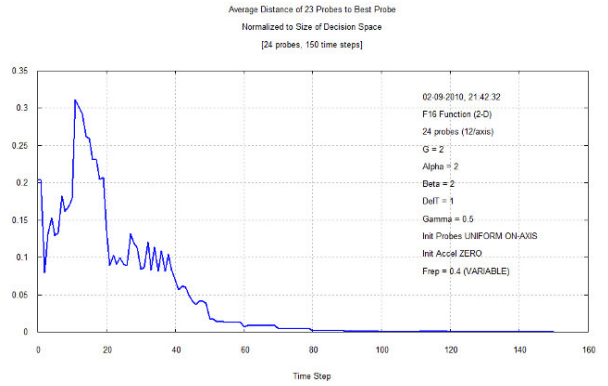
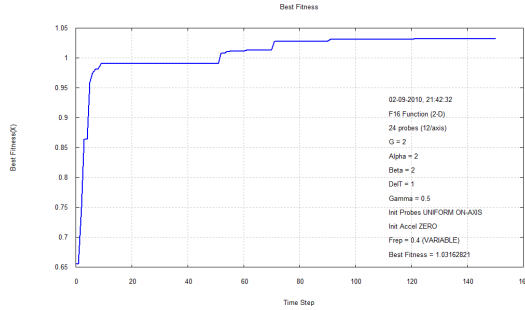
Total Function Evaluations: 171216

61	0.500	1000	4	48	2.0	1.0	2.00	2.00	145	7008	0.15000V	-0.00036196	UNIFORM	P-AXIS
----	-------	------	---	----	-----	-----	------	------	-----	------	----------	-------------	---------	--------

F16

F16
Best Fitness = 1.03162821 returned by
Probe # 21 at Time Step 132

P21 coordinates:
1 .09007732
2 -.71273396



Run ID: 02-09-2010, 21:42:32 FUNCTION: F16

Run #	Gamma	Nt	Nd	Np	G	DelT	Alpha	Beta	#Steps	Neval	Freq	Fitness	Initial Probes
0	0.000	1000	2	8	2.0	1.0	2.00	2.00	0	0	0.50000V	-9999.00000000	UNIFORM P-AXIS
1	0.000	1000	2	4	2.0	1.0	2.00	2.00	50	204	0.15000V	0.00123418	UNIFORM P-AXIS
2	0.100	1000	2	4	2.0	1.0	2.00	2.00	50	204	0.15000V	0.95897275	UNIFORM P-AXIS
3	0.200	1000	2	4	2.0	1.0	2.00	2.00	95	384	0.50000V	0.73126193	UNIFORM P-AXIS
4	0.300	1000	2	4	2.0	1.0	2.00	2.00	45	184	0.85000V	0.02364336	UNIFORM P-AXIS
5	0.400	1000	2	4	2.0	1.0	2.00	2.00	57	232	0.50000V	0.86962651	UNIFORM P-AXIS
6	0.500	1000	2	4	2.0	1.0	2.00	2.00	65	264	0.90000V	0.99502303	UNIFORM P-AXIS
7	0.600	1000	2	4	2.0	1.0	2.00	2.00	35	144	0.35000V	-2.24278937	UNIFORM P-AXIS
8	0.700	1000	2	4	2.0	1.0	2.00	2.00	45	184	0.85000V	0.02364336	UNIFORM P-AXIS
9	0.800	1000	2	4	2.0	1.0	2.00	2.00	95	384	0.50000V	0.73126193	UNIFORM P-AXIS
10	0.900	1000	2	4	2.0	1.0	2.00	2.00	50	204	0.15000V	0.95897275	UNIFORM P-AXIS
11	1.000	1000	2	4	2.0	1.0	2.00	2.00	115	464	0.55000V	0.95343805	UNIFORM P-AXIS
12	0.000	1000	2	8	2.0	1.0	2.00	2.00	53	432	0.30000V	1.02587776	UNIFORM P-AXIS
13	0.100	1000	2	8	2.0	1.0	2.00	2.00	67	544	0.05000V	1.03158983	UNIFORM P-AXIS
14	0.200	1000	2	8	2.0	1.0	2.00	2.00	35	288	0.35000V	0.99305889	UNIFORM P-AXIS
15	0.300	1000	2	8	2.0	1.0	2.00	2.00	85	688	0.95000V	1.03153738	UNIFORM P-AXIS
16	0.400	1000	2	8	2.0	1.0	2.00	2.00	49	400	0.10000V	1.03090469	UNIFORM P-AXIS
17	0.500	1000	2	8	2.0	1.0	2.00	2.00	55	448	0.40000V	1.00998353	UNIFORM P-AXIS
18	0.600	1000	2	8	2.0	1.0	2.00	2.00	49	400	0.10000V	1.03090469	UNIFORM P-AXIS
19	0.700	1000	2	8	2.0	1.0	2.00	2.00	85	688	0.95000V	1.03153738	UNIFORM P-AXIS
20	0.800	1000	2	8	2.0	1.0	2.00	2.00	35	288	0.35000V	0.99305889	UNIFORM P-AXIS
21	0.900	1000	2	8	2.0	1.0	2.00	2.00	67	544	0.05000V	1.03158983	UNIFORM P-AXIS
22	1.000	1000	2	8	2.0	1.0	2.00	2.00	53	432	0.30000V	1.02587776	UNIFORM P-AXIS
23	0.000	1000	2	12	2.0	1.0	2.00	2.00	68	828	0.10000V	1.03102797	UNIFORM P-AXIS
24	0.100	1000	2	12	2.0	1.0	2.00	2.00	68	828	0.10000V	1.02588029	UNIFORM P-AXIS
25	0.200	1000	2	12	2.0	1.0	2.00	2.00	52	636	0.25000V	1.03161663	UNIFORM P-AXIS
26	0.300	1000	2	12	2.0	1.0	2.00	2.00	135	1632	0.60000V	1.03158533	UNIFORM P-AXIS
27	0.400	1000	2	12	2.0	1.0	2.00	2.00	35	432	0.35000V	1.01947425	UNIFORM P-AXIS
28	0.500	1000	2	12	2.0	1.0	2.00	2.00	35	432	0.35000V	0.99998652	UNIFORM P-AXIS
29	0.600	1000	2	12	2.0	1.0	2.00	2.00	35	432	0.35000V	1.01947425	UNIFORM P-AXIS
30	0.700	1000	2	12	2.0	1.0	2.00	2.00	163	1968	0.10000V	1.03085997	UNIFORM P-AXIS
31	0.800	1000	2	12	2.0	1.0	2.00	2.00	35	432	0.35000V	1.03031188	UNIFORM P-AXIS
32	0.900	1000	2	12	2.0	1.0	2.00	2.00	68	828	0.10000V	1.02588029	UNIFORM P-AXIS
33	1.000	1000	2	12	2.0	1.0	2.00	2.00	68	828	0.10000V	1.03102797	UNIFORM P-AXIS
34	0.000	1000	2	16	2.0	1.0	2.00	2.00	51	832	0.20000V	1.01646464	UNIFORM P-AXIS
35	0.100	1000	2	16	2.0	1.0	2.00	2.00	69	1120	0.15000V	1.02661434	UNIFORM P-AXIS
36	0.200	1000	2	16	2.0	1.0	2.00	2.00	145	2336	0.15000V	1.02794010	UNIFORM P-AXIS
37	0.300	1000	2	16	2.0	1.0	2.00	2.00	55	896	0.40000V	1.02675307	UNIFORM P-AXIS
38	0.400	1000	2	16	2.0	1.0	2.00	2.00	35	576	0.35000V	1.00131504	UNIFORM P-AXIS
39	0.500	1000	2	16	2.0	1.0	2.00	2.00	84	1360	0.90000V	1.03004500	UNIFORM P-AXIS
40	0.600	1000	2	16	2.0	1.0	2.00	2.00	35	576	0.35000V	1.00131504	UNIFORM P-AXIS
41	0.700	1000	2	16	2.0	1.0	2.00	2.00	55	896	0.40000V	1.02675307	UNIFORM P-AXIS
42	0.800	1000	2	16	2.0	1.0	2.00	2.00	125	2016	0.10000V	1.02785242	UNIFORM P-AXIS
43	0.900	1000	2	16	2.0	1.0	2.00	2.00	69	1120	0.15000V	1.02661434	UNIFORM P-AXIS

44	1.000	1000	2	16	2.0	1.0	2.00	2.00	35	576	0.35000V	1.01938921	UNIFORM	P-AXIS
45	0.000	1000	2	20	2.0	1.0	2.00	2.00	35	720	0.35000V	0.98563739	UNIFORM	P-AXIS
46	0.100	1000	2	20	2.0	1.0	2.00	2.00	35	720	0.35000V	1.02425714	UNIFORM	P-AXIS
47	0.200	1000	2	20	2.0	1.0	2.00	2.00	85	1720	0.95000V	1.03118668	UNIFORM	P-AXIS
48	0.300	1000	2	20	2.0	1.0	2.00	2.00	70	1420	0.20000V	1.03097639	UNIFORM	P-AXIS
49	0.400	1000	2	20	2.0	1.0	2.00	2.00	53	1080	0.30000V	1.03120923	UNIFORM	P-AXIS
50	0.500	1000	2	20	2.0	1.0	2.00	2.00	77	1560	0.55000V	1.01863350	UNIFORM	P-AXIS
51	0.600	1000	2	20	2.0	1.0	2.00	2.00	53	1080	0.30000V	1.03120923	UNIFORM	P-AXIS
52	0.700	1000	2	20	2.0	1.0	2.00	2.00	70	1420	0.20000V	1.03097639	UNIFORM	P-AXIS
53	0.800	1000	2	20	2.0	1.0	2.00	2.00	85	1720	0.95000V	1.03118668	UNIFORM	P-AXIS
54	0.900	1000	2	20	2.0	1.0	2.00	2.00	35	720	0.35000V	1.02425714	UNIFORM	P-AXIS
55	1.000	1000	2	20	2.0	1.0	2.00	2.00	35	720	0.35000V	1.02062108	UNIFORM	P-AXIS
56	0.000	1000	2	24	2.0	1.0	2.00	2.00	35	864	0.35000V	1.02305918	UNIFORM	P-AXIS
57	0.100	1000	2	24	2.0	1.0	2.00	2.00	67	1632	0.05000V	1.02991226	UNIFORM	P-AXIS
58	0.200	1000	2	24	2.0	1.0	2.00	2.00	35	864	0.35000V	1.01778685	UNIFORM	P-AXIS
59	0.300	1000	2	24	2.0	1.0	2.00	2.00	35	864	0.35000V	1.02692623	UNIFORM	P-AXIS
60	0.400	1000	2	24	2.0	1.0	2.00	2.00	49	1200	0.10000V	0.99570586	UNIFORM	P-AXIS
61	0.500	1000	2	24	2.0	1.0	2.00	2.00	150	3624	0.40000V	1.03162821	UNIFORM	P-AXIS
62	0.600	1000	2	24	2.0	1.0	2.00	2.00	70	1704	0.20000V	1.03159618	UNIFORM	P-AXIS
63	0.700	1000	2	24	2.0	1.0	2.00	2.00	35	864	0.35000V	0.99808281	UNIFORM	P-AXIS
64	0.800	1000	2	24	2.0	1.0	2.00	2.00	35	864	0.35000V	1.00883536	UNIFORM	P-AXIS
65	0.900	1000	2	24	2.0	1.0	2.00	2.00	73	1776	0.35000V	1.02454227	UNIFORM	P-AXIS
66	1.000	1000	2	24	2.0	1.0	2.00	2.00	35	864	0.35000V	1.01912590	UNIFORM	P-AXIS
67	0.000	1000	2	28	2.0	1.0	2.00	2.00	35	1008	0.35000V	1.02614496	UNIFORM	P-AXIS
68	0.100	1000	2	28	2.0	1.0	2.00	2.00	49	1400	0.10000V	1.03161154	UNIFORM	P-AXIS
69	0.200	1000	2	28	2.0	1.0	2.00	2.00	70	1988	0.20000V	1.03147156	UNIFORM	P-AXIS
70	0.300	1000	2	28	2.0	1.0	2.00	2.00	79	2240	0.65000V	1.03080624	UNIFORM	P-AXIS
71	0.400	1000	2	28	2.0	1.0	2.00	2.00	35	1008	0.35000V	1.02949203	UNIFORM	P-AXIS
72	0.500	1000	2	28	2.0	1.0	2.00	2.00	35	1008	0.35000V	0.99991920	UNIFORM	P-AXIS
73	0.600	1000	2	28	2.0	1.0	2.00	2.00	35	1008	0.35000V	1.02949203	UNIFORM	P-AXIS
74	0.700	1000	2	28	2.0	1.0	2.00	2.00	79	2240	0.65000V	1.03080624	UNIFORM	P-AXIS
75	0.800	1000	2	28	2.0	1.0	2.00	2.00	70	1988	0.20000V	1.03147156	UNIFORM	P-AXIS
76	0.900	1000	2	28	2.0	1.0	2.00	2.00	49	1400	0.10000V	1.03161154	UNIFORM	P-AXIS
77	1.000	1000	2	28	2.0	1.0	2.00	2.00	69	1960	0.15000V	1.03108369	UNIFORM	P-AXIS

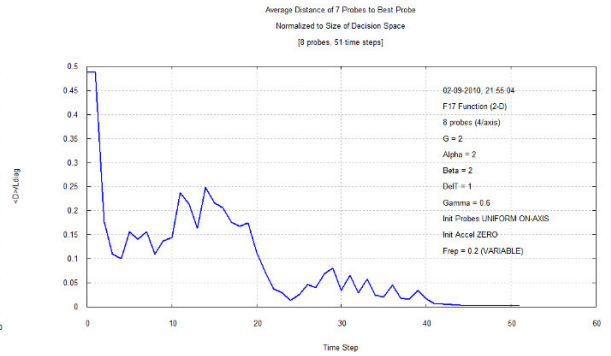
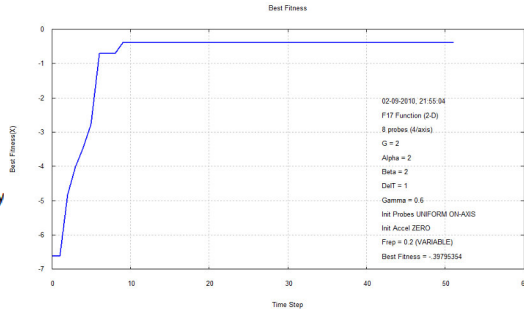
Total Function Evaluations: 74832

61 0.500 1000 2 24 2.0 1.0 2.00 2.00 150 3624 0.40000V 1.03162821 UNIFORM P-AXIS

F17

F17
Best Fitness = -0.39795354 returned by Probe # 5 at Time Step 51

P5 coordinates:
1 3.14008701
2 2.28361107



Run ID: 02-09-2010, 21:55:04 FUNCTION: F17

Run #	Gamma	Nt	Nd	Np	G	DelT	Alpha	Beta	#Steps	Neval	Freq	Fitness	Initial Probes
0	0.000	1000	2	8	2.0	1.0	2.00	2.00	0	0	0.50000V	-9999.00000000	UNIFORM P-AXIS
1	0.000	1000	2	4	2.0	1.0	2.00	2.00	51	208	0.20000V	-0.92814909	UNIFORM P-AXIS
2	0.100	1000	2	4	2.0	1.0	2.00	2.00	96	388	0.55000V	-0.44924574	UNIFORM P-AXIS
3	0.200	1000	2	4	2.0	1.0	2.00	2.00	101	408	0.80000V	-0.47281396	UNIFORM P-AXIS
4	0.300	1000	2	4	2.0	1.0	2.00	2.00	61	248	0.70000V	-0.71270873	UNIFORM P-AXIS
5	0.400	1000	2	4	2.0	1.0	2.00	2.00	65	264	0.90000V	-0.44349466	UNIFORM P-AXIS
6	0.500	1000	2	4	2.0	1.0	2.00	2.00	35	144	0.35000V	-0.42898989	UNIFORM P-AXIS
7	0.600	1000	2	4	2.0	1.0	2.00	2.00	66	268	0.95000V	-0.53816322	UNIFORM P-AXIS
8	0.700	1000	2	4	2.0	1.0	2.00	2.00	56	228	0.45000V	-0.43544206	UNIFORM P-AXIS
9	0.800	1000	2	4	2.0	1.0	2.00	2.00	47	192	0.95000V	-0.56156336	UNIFORM P-AXIS
10	0.900	1000	2	4	2.0	1.0	2.00	2.00	57	232	0.50000V	-0.81096049	UNIFORM P-AXIS
11	1.000	1000	2	4	2.0	1.0	2.00	2.00	51	208	0.20000V	-0.92814909	UNIFORM P-AXIS
12	0.000	1000	2	8	2.0	1.0	2.00	2.00	65	528	0.90000V	-0.45920358	UNIFORM P-AXIS
13	0.100	1000	2	8	2.0	1.0	2.00	2.00	56	456	0.45000V	-0.44911166	UNIFORM P-AXIS
14	0.200	1000	2	8	2.0	1.0	2.00	2.00	73	592	0.35000V	-0.41800912	UNIFORM P-AXIS
15	0.300	1000	2	8	2.0	1.0	2.00	2.00	75	608	0.45000V	-0.44492251	UNIFORM P-AXIS
16	0.400	1000	2	8	2.0	1.0	2.00	2.00	85	688	0.95000V	-0.41240435	UNIFORM P-AXIS
17	0.500	1000	2	8	2.0	1.0	2.00	2.00	56	456	0.45000V	-0.40104700	UNIFORM P-AXIS
18	0.600	1000	2	8	2.0	1.0	2.00	2.00	51	416	0.20000V	-0.39795354	UNIFORM P-AXIS
19	0.700	1000	2	8	2.0	1.0	2.00	2.00	35	288	0.35000V	-0.44406252	UNIFORM P-AXIS
20	0.800	1000	2	8	2.0	1.0	2.00	2.00	52	424	0.25000V	-0.41692733	UNIFORM P-AXIS
21	0.900	1000	2	8	2.0	1.0	2.00	2.00	70	568	0.20000V	-0.42993690	UNIFORM P-AXIS
22	1.000	1000	2	8	2.0	1.0	2.00	2.00	45	368	0.85000V	-0.42345094	UNIFORM P-AXIS
23	0.000	1000	2	12	2.0	1.0	2.00	2.00	50	612	0.15000V	-0.45149075	UNIFORM P-AXIS
24	0.100	1000	2	12	2.0	1.0	2.00	2.00	68	828	0.10000V	-0.41823788	UNIFORM P-AXIS
25	0.200	1000	2	12	2.0	1.0	2.00	2.00	35	432	0.35000V	-1.10161915	UNIFORM P-AXIS
26	0.300	1000	2	12	2.0	1.0	2.00	2.00	35	432	0.35000V	-0.40024733	UNIFORM P-AXIS
27	0.400	1000	2	12	2.0	1.0	2.00	2.00	35	432	0.35000V	-0.44377180	UNIFORM P-AXIS
28	0.500	1000	2	12	2.0	1.0	2.00	2.00	35	432	0.35000V	-0.47539348	UNIFORM P-AXIS
29	0.600	1000	2	12	2.0	1.0	2.00	2.00	35	432	0.35000V	-0.42645784	UNIFORM P-AXIS
30	0.700	1000	2	12	2.0	1.0	2.00	2.00	47	576	0.95000V	-0.39934165	UNIFORM P-AXIS
31	0.800	1000	2	12	2.0	1.0	2.00	2.00	35	432	0.35000V	-0.46538381	UNIFORM P-AXIS
32	0.900	1000	2	12	2.0	1.0	2.00	2.00	65	792	0.90000V	-0.40679395	UNIFORM P-AXIS

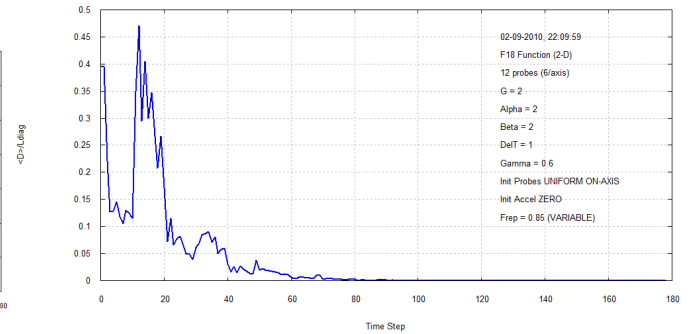
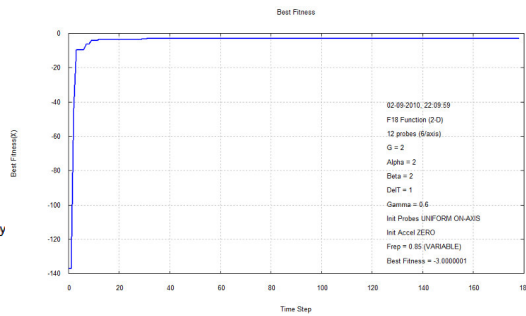
33	1.000	1000	2	12	2.0	1.0	2.00	2.00	57	696	0.50000V	-0.45435903	UNIFORM	P-AXIS
34	0.000	1000	2	16	2.0	1.0	2.00	2.00	35	576	0.35000V	-0.41178661	UNIFORM	P-AXIS
35	0.100	1000	2	16	2.0	1.0	2.00	2.00	57	928	0.50000V	-0.40753775	UNIFORM	P-AXIS
36	0.200	1000	2	16	2.0	1.0	2.00	2.00	49	800	0.10000V	-0.40267535	UNIFORM	P-AXIS
37	0.300	1000	2	16	2.0	1.0	2.00	2.00	53	864	0.30000V	-0.42989266	UNIFORM	P-AXIS
38	0.400	1000	2	16	2.0	1.0	2.00	2.00	68	1104	0.10000V	-0.41342074	UNIFORM	P-AXIS
39	0.500	1000	2	16	2.0	1.0	2.00	2.00	35	576	0.35000V	-0.42514730	UNIFORM	P-AXIS
40	0.600	1000	2	16	2.0	1.0	2.00	2.00	66	1072	0.95000V	-0.41017339	UNIFORM	P-AXIS
41	0.700	1000	2	16	2.0	1.0	2.00	2.00	95	1536	0.50000V	-0.40172536	UNIFORM	P-AXIS
42	0.800	1000	2	16	2.0	1.0	2.00	2.00	50	816	0.15000V	-0.41725378	UNIFORM	P-AXIS
43	0.900	1000	2	16	2.0	1.0	2.00	2.00	35	576	0.35000V	-0.40134318	UNIFORM	P-AXIS
44	1.000	1000	2	16	2.0	1.0	2.00	2.00	50	816	0.15000V	-0.40508094	UNIFORM	P-AXIS
45	0.000	1000	2	20	2.0	1.0	2.00	2.00	53	1080	0.30000V	-0.40090871	UNIFORM	P-AXIS
46	0.100	1000	2	20	2.0	1.0	2.00	2.00	35	720	0.35000V	-0.40240145	UNIFORM	P-AXIS
47	0.200	1000	2	20	2.0	1.0	2.00	2.00	66	1340	0.95000V	-0.39812262	UNIFORM	P-AXIS
48	0.300	1000	2	20	2.0	1.0	2.00	2.00	77	1560	0.55000V	-0.40079759	UNIFORM	P-AXIS
49	0.400	1000	2	20	2.0	1.0	2.00	2.00	75	1520	0.45000V	-0.40365150	UNIFORM	P-AXIS
50	0.500	1000	2	20	2.0	1.0	2.00	2.00	51	1040	0.20000V	-0.40212945	UNIFORM	P-AXIS
51	0.600	1000	2	20	2.0	1.0	2.00	2.00	35	720	0.35000V	-0.39908474	UNIFORM	P-AXIS
52	0.700	1000	2	20	2.0	1.0	2.00	2.00	85	1720	0.95000V	-0.39869163	UNIFORM	P-AXIS
53	0.800	1000	2	20	2.0	1.0	2.00	2.00	57	1160	0.50000V	-0.39842162	UNIFORM	P-AXIS
54	0.900	1000	2	20	2.0	1.0	2.00	2.00	70	1420	0.20000V	-0.39835055	UNIFORM	P-AXIS
55	1.000	1000	2	20	2.0	1.0	2.00	2.00	49	1000	0.10000V	-0.40068500	UNIFORM	P-AXIS
56	0.000	1000	2	24	2.0	1.0	2.00	2.00	35	864	0.35000V	-0.40124974	UNIFORM	P-AXIS
57	0.100	1000	2	24	2.0	1.0	2.00	2.00	49	1200	0.10000V	-0.39913945	UNIFORM	P-AXIS
58	0.200	1000	2	24	2.0	1.0	2.00	2.00	69	1680	0.15000V	-0.39937003	UNIFORM	P-AXIS
59	0.300	1000	2	24	2.0	1.0	2.00	2.00	70	1704	0.20000V	-0.41058613	UNIFORM	P-AXIS
60	0.400	1000	2	24	2.0	1.0	2.00	2.00	47	1152	0.95000V	-0.40220074	UNIFORM	P-AXIS
61	0.500	1000	2	24	2.0	1.0	2.00	2.00	54	1320	0.35000V	-0.40045620	UNIFORM	P-AXIS
62	0.600	1000	2	24	2.0	1.0	2.00	2.00	35	864	0.35000V	-0.55824776	UNIFORM	P-AXIS
63	0.700	1000	2	24	2.0	1.0	2.00	2.00	49	1200	0.10000V	-0.41082990	UNIFORM	P-AXIS
64	0.800	1000	2	24	2.0	1.0	2.00	2.00	69	1680	0.15000V	-0.40176137	UNIFORM	P-AXIS
65	0.900	1000	2	24	2.0	1.0	2.00	2.00	35	864	0.35000V	-0.42194353	UNIFORM	P-AXIS
66	1.000	1000	2	24	2.0	1.0	2.00	2.00	39	960	0.55000V	-0.40267556	UNIFORM	P-AXIS
67	0.000	1000	2	28	2.0	1.0	2.00	2.00	92	2604	0.35000V	-0.46232203	UNIFORM	P-AXIS
68	0.100	1000	2	28	2.0	1.0	2.00	2.00	105	2968	0.05000V	-0.39839103	UNIFORM	P-AXIS
69	0.200	1000	2	28	2.0	1.0	2.00	2.00	59	1680	0.60000V	-0.39811300	UNIFORM	P-AXIS
70	0.300	1000	2	28	2.0	1.0	2.00	2.00	64	1820	0.85000V	-0.39868736	UNIFORM	P-AXIS
71	0.400	1000	2	28	2.0	1.0	2.00	2.00	35	1008	0.35000V	-0.40399916	UNIFORM	P-AXIS
72	0.500	1000	2	28	2.0	1.0	2.00	2.00	170	4788	0.45000V	-0.39809228	UNIFORM	P-AXIS
73	0.600	1000	2	28	2.0	1.0	2.00	2.00	35	1008	0.35000V	-0.40740570	UNIFORM	P-AXIS
74	0.700	1000	2	28	2.0	1.0	2.00	2.00	75	2128	0.45000V	-0.40093417	UNIFORM	P-AXIS
75	0.800	1000	2	28	2.0	1.0	2.00	2.00	63	1792	0.80000V	-0.39929152	UNIFORM	P-AXIS
76	0.900	1000	2	28	2.0	1.0	2.00	2.00	68	1932	0.10000V	-0.39854677	UNIFORM	P-AXIS
77	1.000	1000	2	28	2.0	1.0	2.00	2.00	35	1008	0.35000V	-0.40202732	UNIFORM	P-AXIS

Total Function Evaluations: 73444

18 0.600 1000 2 8 2.0 1.0 2.00 2.00 51 416 0.20000V -0.39795354 UNIFORM P-AXIS

F18

Average Distance of 11 Probes to Best Probe
Normalized to Size of Decision Space
[12 probes, 178 time steps]



F18
Best Fitness = -3.000001 returned by
Probe # 3 at Time Step 178

P3 coordinates:
1 .0001703
2 -.9998668

Run ID: 02-09-2010, 22:09:59 FUNCTION: F18

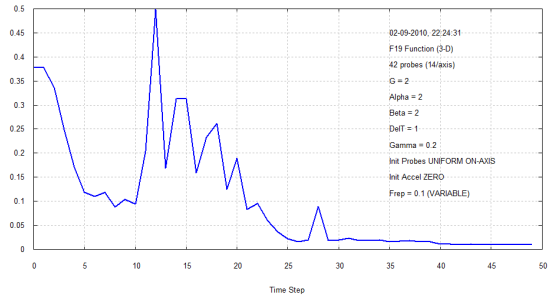
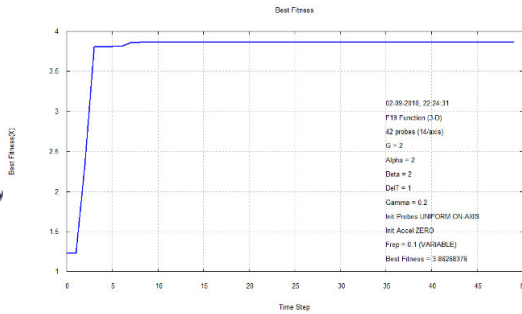
Run #	Gamma	Nt	Nd	Np	G	DelT	Alpha	Beta	#Steps	Neval	Freq	Fitness	Initial Probes
0	0.000	1000	2	8	2.0	1.0	2.00	2.00	0	0	0.50000V	-9999.00000000	UNIFORM P-AXIS
1	0.000	1000	2	4	2.0	1.0	2.00	2.00	35	144	0.35000V	-31.41571104	UNIFORM P-AXIS
2	0.100	1000	2	4	2.0	1.0	2.00	2.00	74	300	0.40000V	-30.00714716	UNIFORM P-AXIS
3	0.200	1000	2	4	2.0	1.0	2.00	2.00	35	144	0.35000V	-3.00076414	UNIFORM P-AXIS
4	0.300	1000	2	4	2.0	1.0	2.00	2.00	104	420	0.95000V	-3.00220928	UNIFORM P-AXIS
5	0.400	1000	2	4	2.0	1.0	2.00	2.00	86	348	0.05000V	-3.00030997	UNIFORM P-AXIS
6	0.500	1000	2	4	2.0	1.0	2.00	2.00	115	464	0.55000V	-3.00038565	UNIFORM P-AXIS
7	0.600	1000	2	4	2.0	1.0	2.00	2.00	74	300	0.40000V	-3.00099008	UNIFORM P-AXIS
8	0.700	1000	2	4	2.0	1.0	2.00	2.00	35	144	0.35000V	-5.83465371	UNIFORM P-AXIS
9	0.800	1000	2	4	2.0	1.0	2.00	2.00	94	380	0.45000V	-4.60021841	UNIFORM P-AXIS
10	0.900	1000	2	4	2.0	1.0	2.00	2.00	54	220	0.35000V	-3.00488045	UNIFORM P-AXIS
11	1.000	1000	2	4	2.0	1.0	2.00	2.00	135	544	0.60000V	-3.00151384	UNIFORM P-AXIS
12	0.000	1000	2	8	2.0	1.0	2.00	2.00	35	288	0.35000V	-5.70277793	UNIFORM P-AXIS
13	0.100	1000	2	8	2.0	1.0	2.00	2.00	87	704	0.10000V	-3.00011972	UNIFORM P-AXIS
14	0.200	1000	2	8	2.0	1.0	2.00	2.00	89	720	0.20000V	-3.00019821	UNIFORM P-AXIS
15	0.300	1000	2	8	2.0	1.0	2.00	2.00	35	288	0.35000V	-4.42204710	UNIFORM P-AXIS
16	0.400	1000	2	8	2.0	1.0	2.00	2.00	106	856	0.10000V	-3.00100293	UNIFORM P-AXIS
17	0.500	1000	2	8	2.0	1.0	2.00	2.00	73	592	0.35000V	-3.00167285	UNIFORM P-AXIS
18	0.600	1000	2	8	2.0	1.0	2.00	2.00	71	576	0.25000V	-3.00128899	UNIFORM P-AXIS
19	0.700	1000	2	8	2.0	1.0	2.00	2.00	125	1008	0.10000V	-3.00105224	UNIFORM P-AXIS
20	0.800	1000	2	8	2.0	1.0	2.00	2.00	120	968	0.80000V	-3.00018709	UNIFORM P-AXIS

21	0.900	1000	2	8	2.0	1.0	2.00	2.00	35	288	0.35000V	-85.59879086	UNIFORM	P-AXIS
22	1.000	1000	2	8	2.0	1.0	2.00	2.00	87	704	0.10000V	-3.00022386	UNIFORM	P-AXIS
23	0.000	1000	2	12	2.0	1.0	2.00	2.00	72	876	0.30000V	-3.00601488	UNIFORM	P-AXIS
24	0.100	1000	2	12	2.0	1.0	2.00	2.00	125	1512	0.10000V	-3.00013640	UNIFORM	P-AXIS
25	0.200	1000	2	12	2.0	1.0	2.00	2.00	35	432	0.35000V	-3.01970178	UNIFORM	P-AXIS
26	0.300	1000	2	12	2.0	1.0	2.00	2.00	35	432	0.35000V	-3.03496345	UNIFORM	P-AXIS
27	0.400	1000	2	12	2.0	1.0	2.00	2.00	107	1296	0.15000V	-3.00034853	UNIFORM	P-AXIS
28	0.500	1000	2	12	2.0	1.0	2.00	2.00	120	1452	0.80000V	-3.00087309	UNIFORM	P-AXIS
29	0.600	1000	2	12	2.0	1.0	2.00	2.00	178	2148	0.85000V	-3.00000010	UNIFORM	P-AXIS
30	0.700	1000	2	12	2.0	1.0	2.00	2.00	107	1296	0.15000V	-3.00015260	UNIFORM	P-AXIS
31	0.800	1000	2	12	2.0	1.0	2.00	2.00	107	1296	0.15000V	-3.00048375	UNIFORM	P-AXIS
32	0.900	1000	2	12	2.0	1.0	2.00	2.00	120	1452	0.80000V	-3.00001380	UNIFORM	P-AXIS
33	1.000	1000	2	12	2.0	1.0	2.00	2.00	137	1656	0.70000V	-35.32348051	UNIFORM	P-AXIS
34	0.000	1000	2	16	2.0	1.0	2.00	2.00	108	1744	0.20000V	-3.00006674	UNIFORM	P-AXIS
35	0.100	1000	2	16	2.0	1.0	2.00	2.00	70	1136	0.20000V	-3.00008450	UNIFORM	P-AXIS
36	0.200	1000	2	16	2.0	1.0	2.00	2.00	71	1152	0.25000V	-3.00022399	UNIFORM	P-AXIS
37	0.300	1000	2	16	2.0	1.0	2.00	2.00	73	1184	0.35000V	-3.00092605	UNIFORM	P-AXIS
38	0.400	1000	2	16	2.0	1.0	2.00	2.00	107	1728	0.15000V	-3.00027300	UNIFORM	P-AXIS
39	0.500	1000	2	16	2.0	1.0	2.00	2.00	79	1280	0.65000V	-3.00013010	UNIFORM	P-AXIS
40	0.600	1000	2	16	2.0	1.0	2.00	2.00	72	1168	0.30000V	-3.00004427	UNIFORM	P-AXIS
41	0.700	1000	2	16	2.0	1.0	2.00	2.00	122	1968	0.90000V	-3.00006030	UNIFORM	P-AXIS
42	0.800	1000	2	16	2.0	1.0	2.00	2.00	91	1472	0.30000V	-3.00000334	UNIFORM	P-AXIS
43	0.900	1000	2	16	2.0	1.0	2.00	2.00	117	1888	0.65000V	-3.00001143	UNIFORM	P-AXIS
44	1.000	1000	2	16	2.0	1.0	2.00	2.00	91	1472	0.30000V	-3.00020979	UNIFORM	P-AXIS
45	0.000	1000	2	20	2.0	1.0	2.00	2.00	108	2180	0.20000V	-3.00016941	UNIFORM	P-AXIS
46	0.100	1000	2	20	2.0	1.0	2.00	2.00	35	720	0.35000V	-3.03274596	UNIFORM	P-AXIS
47	0.200	1000	2	20	2.0	1.0	2.00	2.00	35	720	0.35000V	-3.08225372	UNIFORM	P-AXIS
48	0.300	1000	2	20	2.0	1.0	2.00	2.00	76	1540	0.50000V	-3.00035313	UNIFORM	P-AXIS
49	0.400	1000	2	20	2.0	1.0	2.00	2.00	71	1440	0.25000V	-3.00004988	UNIFORM	P-AXIS
50	0.500	1000	2	20	2.0	1.0	2.00	2.00	121	2440	0.85000V	-3.00000025	UNIFORM	P-AXIS
51	0.600	1000	2	20	2.0	1.0	2.00	2.00	35	720	0.35000V	-4.40118278	UNIFORM	P-AXIS
52	0.700	1000	2	20	2.0	1.0	2.00	2.00	106	2140	0.10000V	-3.00007038	UNIFORM	P-AXIS
53	0.800	1000	2	20	2.0	1.0	2.00	2.00	110	2220	0.30000V	-3.00003484	UNIFORM	P-AXIS
54	0.900	1000	2	20	2.0	1.0	2.00	2.00	67	1360	0.05000V	-3.01137298	UNIFORM	P-AXIS
55	1.000	1000	2	20	2.0	1.0	2.00	2.00	57	1160	0.50000V	-3.00023093	UNIFORM	P-AXIS
56	0.000	1000	2	24	2.0	1.0	2.00	2.00	35	864	0.35000V	-3.76690180	UNIFORM	P-AXIS
57	0.100	1000	2	24	2.0	1.0	2.00	2.00	35	864	0.35000V	-3.00574094	UNIFORM	P-AXIS
58	0.200	1000	2	24	2.0	1.0	2.00	2.00	62	1512	0.75000V	-3.00123133	UNIFORM	P-AXIS
59	0.300	1000	2	24	2.0	1.0	2.00	2.00	62	1512	0.75000V	-3.00061768	UNIFORM	P-AXIS
60	0.400	1000	2	24	2.0	1.0	2.00	2.00	35	864	0.35000V	-3.01365482	UNIFORM	P-AXIS
61	0.500	1000	2	24	2.0	1.0	2.00	2.00	35	864	0.35000V	-3.39524141	UNIFORM	P-AXIS
62	0.600	1000	2	24	2.0	1.0	2.00	2.00	121	2928	0.85000V	-3.00005383	UNIFORM	P-AXIS
63	0.700	1000	2	24	2.0	1.0	2.00	2.00	88	2136	0.15000V	-3.00014899	UNIFORM	P-AXIS
64	0.800	1000	2	24	2.0	1.0	2.00	2.00	112	2712	0.40000V	-3.00006149	UNIFORM	P-AXIS
65	0.900	1000	2	24	2.0	1.0	2.00	2.00	178	4296	0.85000V	-3.00000034	UNIFORM	P-AXIS
66	1.000	1000	2	24	2.0	1.0	2.00	2.00	91	2208	0.30000V	-3.00000308	UNIFORM	P-AXIS
67	0.000	1000	2	28	2.0	1.0	2.00	2.00	35	1008	0.35000V	-3.83584197	UNIFORM	P-AXIS
68	0.100	1000	2	28	2.0	1.0	2.00	2.00	35	1008	0.35000V	-3.00946492	UNIFORM	P-AXIS
69	0.200	1000	2	28	2.0	1.0	2.00	2.00	77	2184	0.55000V	-3.00005967	UNIFORM	P-AXIS
70	0.300	1000	2	28	2.0	1.0	2.00	2.00	35	1008	0.35000V	-3.05557167	UNIFORM	P-AXIS
71	0.400	1000	2	28	2.0	1.0	2.00	2.00	35	1008	0.35000V	-3.06202214	UNIFORM	P-AXIS
72	0.500	1000	2	28	2.0	1.0	2.00	2.00	35	1008	0.35000V	-3.38354074	UNIFORM	P-AXIS
73	0.600	1000	2	28	2.0	1.0	2.00	2.00	63	1792	0.80000V	-3.00028262	UNIFORM	P-AXIS
74	0.700	1000	2	28	2.0	1.0	2.00	2.00	67	1904	0.05000V	-3.00083602	UNIFORM	P-AXIS
75	0.800	1000	2	28	2.0	1.0	2.00	2.00	53	1512	0.30000V	-3.01209386	UNIFORM	P-AXIS
76	0.900	1000	2	28	2.0	1.0	2.00	2.00	92	2604	0.35000V	-3.00003890	UNIFORM	P-AXIS
77	1.000	1000	2	28	2.0	1.0	2.00	2.00	63	1792	0.80000V	-3.00050814	UNIFORM	P-AXIS
Total Function Evaluations:										94668				

29 0.600 1000 2 12 2.0 1.0 2.00 2.00 178 2148 0.85000V -3.00000010 UNIFORM P-AXIS

F19

Average Distance of 41 Probes to Best Probe
Normalized to Size of Decision Space
(42 probes, 49 time steps)



F19
Best Fitness = 3.86268376 returned by
Probe # 25 at Time Step 49

P25 coordinates:
1 .12462115
2 .55547346
3 .85190248

Run ID: 02-09-2010, 22:24:31 UNCTION: F19

Run #	Gamma	Nt	Nd	Np	G	DeIT	Alpha	Beta	#Steps	Neval	Frep	Fitness	Initial Probes
0	0.000	1000	3	12	2.0	1.0	2.00	2.00	0	0	0.50000V	-9999.00000000	UNIFORM P-AXIS
1	0.000	1000	3	6	2.0	1.0	2.00	2.00	50	306	0.15000V	3.63800485	UNIFORM P-AXIS
2	0.100	1000	3	6	2.0	1.0	2.00	2.00	58	354	0.55000V	0.92269376	UNIFORM P-AXIS
3	0.200	1000	3	6	2.0	1.0	2.00	2.00	55	336	0.40000V	0.99931705	UNIFORM P-AXIS
4	0.300	1000	3	6	2.0	1.0	2.00	2.00	35	216	0.35000V	3.84976952	UNIFORM P-AXIS
5	0.400	1000	3	6	2.0	1.0	2.00	2.00	65	396	0.90000V	3.82910303	UNIFORM P-AXIS
6	0.500	1000	3	6	2.0	1.0	2.00	2.00	35	216	0.35000V	3.85244716	UNIFORM P-AXIS
7	0.600	1000	3	6	2.0	1.0	2.00	2.00	35	216	0.35000V	3.82995472	UNIFORM P-AXIS
8	0.700	1000	3	6	2.0	1.0	2.00	2.00	35	216	0.35000V	3.78901265	UNIFORM P-AXIS
9	0.800	1000	3	6	2.0	1.0	2.00	2.00	50	306	0.15000V	3.70101987	UNIFORM P-AXIS

10	0.900	1000	3	6	2.0	1.0	2.00	2.00	48	294	0.05000V	3.81328117	UNIFORM	P-AXIS
11	1.000	1000	3	6	2.0	1.0	2.00	2.00	60	366	0.65000V	3.81473371	UNIFORM	P-AXIS
12	0.000	1000	3	12	2.0	1.0	2.00	2.00	105	1272	0.05000V	3.77509213	UNIFORM	P-AXIS
13	0.100	1000	3	12	2.0	1.0	2.00	2.00	144	1740	0.10000V	3.80792241	UNIFORM	P-AXIS
14	0.200	1000	3	12	2.0	1.0	2.00	2.00	48	588	0.05000V	3.85201064	UNIFORM	P-AXIS
15	0.300	1000	3	12	2.0	1.0	2.00	2.00	145	1752	0.15000V	3.83268353	UNIFORM	P-AXIS
16	0.400	1000	3	12	2.0	1.0	2.00	2.00	152	1836	0.50000V	3.86258768	UNIFORM	P-AXIS
17	0.500	1000	3	12	2.0	1.0	2.00	2.00	77	936	0.55000V	3.85073825	UNIFORM	P-AXIS
18	0.600	1000	3	12	2.0	1.0	2.00	2.00	49	600	0.10000V	3.83838507	UNIFORM	P-AXIS
19	0.700	1000	3	12	2.0	1.0	2.00	2.00	35	432	0.35000V	3.80501343	UNIFORM	P-AXIS
20	0.800	1000	3	12	2.0	1.0	2.00	2.00	35	432	0.35000V	3.84711642	UNIFORM	P-AXIS
21	0.900	1000	3	12	2.0	1.0	2.00	2.00	85	1032	0.95000V	3.84645830	UNIFORM	P-AXIS
22	1.000	1000	3	12	2.0	1.0	2.00	2.00	49	600	0.10000V	3.70557750	UNIFORM	P-AXIS
23	0.000	1000	3	18	2.0	1.0	2.00	2.00	95	1728	0.50000V	3.80693408	UNIFORM	P-AXIS
24	0.100	1000	3	18	2.0	1.0	2.00	2.00	66	1206	0.95000V	3.84901551	UNIFORM	P-AXIS
25	0.200	1000	3	18	2.0	1.0	2.00	2.00	135	2448	0.60000V	3.84617586	UNIFORM	P-AXIS
26	0.300	1000	3	18	2.0	1.0	2.00	2.00	50	918	0.15000V	3.85932604	UNIFORM	P-AXIS
27	0.400	1000	3	18	2.0	1.0	2.00	2.00	69	1260	0.15000V	3.83458308	UNIFORM	P-AXIS
28	0.500	1000	3	18	2.0	1.0	2.00	2.00	52	954	0.25000V	3.85075229	UNIFORM	P-AXIS
29	0.600	1000	3	18	2.0	1.0	2.00	2.00	50	918	0.15000V	3.84323855	UNIFORM	P-AXIS
30	0.700	1000	3	18	2.0	1.0	2.00	2.00	35	648	0.35000V	3.84577666	UNIFORM	P-AXIS
31	0.800	1000	3	18	2.0	1.0	2.00	2.00	71	1296	0.25000V	3.80442837	UNIFORM	P-AXIS
32	0.900	1000	3	18	2.0	1.0	2.00	2.00	147	2664	0.25000V	3.84347708	UNIFORM	P-AXIS
33	1.000	1000	3	18	2.0	1.0	2.00	2.00	64	1170	0.85000V	3.81361784	UNIFORM	P-AXIS
34	0.000	1000	3	24	2.0	1.0	2.00	2.00	75	1824	0.45000V	3.77931411	UNIFORM	P-AXIS
35	0.100	1000	3	24	2.0	1.0	2.00	2.00	35	864	0.35000V	3.85575532	UNIFORM	P-AXIS
36	0.200	1000	3	24	2.0	1.0	2.00	2.00	35	864	0.35000V	3.85827634	UNIFORM	P-AXIS
37	0.300	1000	3	24	2.0	1.0	2.00	2.00	69	1680	0.15000V	3.86018061	UNIFORM	P-AXIS
38	0.400	1000	3	24	2.0	1.0	2.00	2.00	36	888	0.40000V	3.80982656	UNIFORM	P-AXIS
39	0.500	1000	3	24	2.0	1.0	2.00	2.00	35	864	0.35000V	3.85363011	UNIFORM	P-AXIS
40	0.600	1000	3	24	2.0	1.0	2.00	2.00	67	1632	0.05000V	3.81143976	UNIFORM	P-AXIS
41	0.700	1000	3	24	2.0	1.0	2.00	2.00	50	1224	0.15000V	3.84748287	UNIFORM	P-AXIS
42	0.800	1000	3	24	2.0	1.0	2.00	2.00	48	1176	0.05000V	3.85396008	UNIFORM	P-AXIS
43	0.900	1000	3	24	2.0	1.0	2.00	2.00	66	1608	0.95000V	3.85520640	UNIFORM	P-AXIS
44	1.000	1000	3	24	2.0	1.0	2.00	2.00	68	1656	0.10000V	3.85818968	UNIFORM	P-AXIS
45	0.000	1000	3	30	2.0	1.0	2.00	2.00	95	2880	0.50000V	3.84325797	UNIFORM	P-AXIS
46	0.100	1000	3	30	2.0	1.0	2.00	2.00	147	4440	0.25000V	3.85589860	UNIFORM	P-AXIS
47	0.200	1000	3	30	2.0	1.0	2.00	2.00	56	1710	0.45000V	3.82667121	UNIFORM	P-AXIS
48	0.300	1000	3	30	2.0	1.0	2.00	2.00	52	1590	0.25000V	3.85474673	UNIFORM	P-AXIS
49	0.400	1000	3	30	2.0	1.0	2.00	2.00	35	1080	0.35000V	3.86095502	UNIFORM	P-AXIS
50	0.500	1000	3	30	2.0	1.0	2.00	2.00	35	1080	0.35000V	3.83565648	UNIFORM	P-AXIS
51	0.600	1000	3	30	2.0	1.0	2.00	2.00	125	3780	0.10000V	3.81607827	UNIFORM	P-AXIS
52	0.700	1000	3	30	2.0	1.0	2.00	2.00	68	2070	0.10000V	3.83735680	UNIFORM	P-AXIS
53	0.800	1000	3	30	2.0	1.0	2.00	2.00	140	4230	0.85000V	3.83573357	UNIFORM	P-AXIS
54	0.900	1000	3	30	2.0	1.0	2.00	2.00	35	1080	0.35000V	3.85079537	UNIFORM	P-AXIS
55	1.000	1000	3	30	2.0	1.0	2.00	2.00	123	3720	0.95000V	3.85372578	UNIFORM	P-AXIS
56	0.000	1000	3	36	2.0	1.0	2.00	2.00	35	1296	0.35000V	3.84685849	UNIFORM	P-AXIS
57	0.100	1000	3	36	2.0	1.0	2.00	2.00	35	1296	0.35000V	3.85060158	UNIFORM	P-AXIS
58	0.200	1000	3	36	2.0	1.0	2.00	2.00	35	1296	0.35000V	3.84095115	UNIFORM	P-AXIS
59	0.300	1000	3	36	2.0	1.0	2.00	2.00	73	2664	0.35000V	3.84583259	UNIFORM	P-AXIS
60	0.400	1000	3	36	2.0	1.0	2.00	2.00	69	2520	0.15000V	3.85601948	UNIFORM	P-AXIS
61	0.500	1000	3	36	2.0	1.0	2.00	2.00	76	2772	0.50000V	3.84331442	UNIFORM	P-AXIS
62	0.600	1000	3	36	2.0	1.0	2.00	2.00	80	2916	0.70000V	3.85148128	UNIFORM	P-AXIS
63	0.700	1000	3	36	2.0	1.0	2.00	2.00	67	2448	0.05000V	3.85311094	UNIFORM	P-AXIS
64	0.800	1000	3	36	2.0	1.0	2.00	2.00	70	2556	0.20000V	3.85031329	UNIFORM	P-AXIS
65	0.900	1000	3	36	2.0	1.0	2.00	2.00	35	1296	0.35000V	3.84613483	UNIFORM	P-AXIS
66	1.000	1000	3	36	2.0	1.0	2.00	2.00	115	4176	0.55000V	3.79798510	UNIFORM	P-AXIS
67	0.000	1000	3	42	2.0	1.0	2.00	2.00	53	2268	0.30000V	3.84343914	UNIFORM	P-AXIS
68	0.100	1000	3	42	2.0	1.0	2.00	2.00	71	3024	0.25000V	3.83050298	UNIFORM	P-AXIS
69	0.200	1000	3	42	2.0	1.0	2.00	2.00	49	2100	0.10000V	3.86268376	UNIFORM	P-AXIS
70	0.300	1000	3	42	2.0	1.0	2.00	2.00	76	3234	0.50000V	3.85634646	UNIFORM	P-AXIS
71	0.400	1000	3	42	2.0	1.0	2.00	2.00	130	5502	0.35000V	3.83140283	UNIFORM	P-AXIS
72	0.500	1000	3	42	2.0	1.0	2.00	2.00	35	1512	0.35000V	3.85432960	UNIFORM	P-AXIS
73	0.600	1000	3	42	2.0	1.0	2.00	2.00	35	1512	0.35000V	3.82781037	UNIFORM	P-AXIS
74	0.700	1000	3	42	2.0	1.0	2.00	2.00	35	1512	0.35000V	3.85431079	UNIFORM	P-AXIS
75	0.800	1000	3	42	2.0	1.0	2.00	2.00	68	2898	0.10000V	3.85455250	UNIFORM	P-AXIS
76	0.900	1000	3	42	2.0	1.0	2.00	2.00	51	2184	0.20000V	3.85186330	UNIFORM	P-AXIS
77	1.000	1000	3	42	2.0	1.0	2.00	2.00	135	5712	0.60000V	3.84463440	UNIFORM	P-AXIS

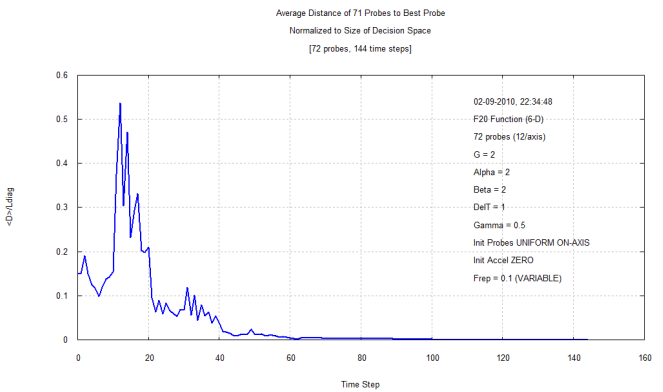
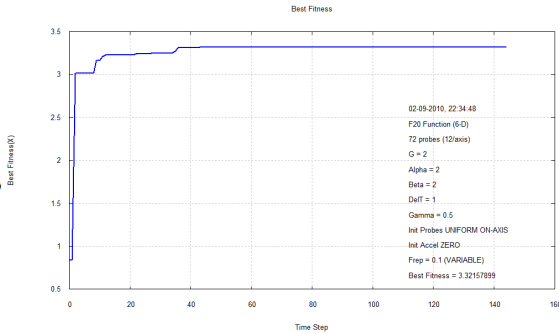
Total Function Evaluations: 128286

69 0.200 1000 3 42 2.0 1.0 2.00 2.00 49 2100 0.10000V 3.86268376 UNIFORM P-AXIS

F20

F20
Best Fitness = 3.32157899 returned by
Probe # 28 at Time Step 144

P28 coordinates:
1 .20030625
2 .15122217
3 .47422158
4 .27665257
5 .31191696
6 .65605313



Run ID: 02-09-2010, 22:34:4 UNCTION: F20

Run #	Gamma	Nt	Nd	Np	G	DelT	Alpha	Beta	#Steps	Neval	Frep	Fitness	Initial Probes
0	0.000	1000	6	24	2.0	1.0	2.00	2.00	0	0	0.50000V	-9999.00000000	UNIFORM P-AXIS
1	0.000	1000	6	12	2.0	1.0	2.00	2.00	176	2124	0.75000V	3.00110692	UNIFORM P-AXIS
2	0.100	1000	6	12	2.0	1.0	2.00	2.00	113	1368	0.45000V	3.26644185	UNIFORM P-AXIS

3	0.200	1000	6	12	2.0	1.0	2.00	2.00	96	1164	0.55000V	3.29273975	UNIFORM	P-AXIS
4	0.300	1000	6	12	2.0	1.0	2.00	2.00	50	612	0.15000V	3.30673597	UNIFORM	P-AXIS
5	0.400	1000	6	12	2.0	1.0	2.00	2.00	124	1500	0.05000V	3.21084307	UNIFORM	P-AXIS
6	0.500	1000	6	12	2.0	1.0	2.00	2.00	122	1476	0.90000V	3.22812173	UNIFORM	P-AXIS
7	0.600	1000	6	12	2.0	1.0	2.00	2.00	125	1512	0.10000V	3.10029116	UNIFORM	P-AXIS
8	0.700	1000	6	12	2.0	1.0	2.00	2.00	108	1308	0.20000V	3.12325233	UNIFORM	P-AXIS
9	0.800	1000	6	12	2.0	1.0	2.00	2.00	86	1044	0.05000V	0.28390268	UNIFORM	P-AXIS
10	0.900	1000	6	12	2.0	1.0	2.00	2.00	150	1812	0.40000V	0.96018454	UNIFORM	P-AXIS
11	1.000	1000	6	12	2.0	1.0	2.00	2.00	125	1512	0.10000V	3.03486357	UNIFORM	P-AXIS
12	0.000	1000	6	24	2.0	1.0	2.00	2.00	80	1944	0.70000V	3.25492906	UNIFORM	P-AXIS
13	0.100	1000	6	24	2.0	1.0	2.00	2.00	92	2232	0.35000V	3.30964348	UNIFORM	P-AXIS
14	0.200	1000	6	24	2.0	1.0	2.00	2.00	105	2544	0.05000V	3.31490965	UNIFORM	P-AXIS
15	0.300	1000	6	24	2.0	1.0	2.00	2.00	96	2328	0.55000V	3.29714583	UNIFORM	P-AXIS
16	0.400	1000	6	24	2.0	1.0	2.00	2.00	104	2520	0.95000V	3.31350060	UNIFORM	P-AXIS
17	0.500	1000	6	24	2.0	1.0	2.00	2.00	72	1752	0.30000V	3.31924736	UNIFORM	P-AXIS
18	0.600	1000	6	24	2.0	1.0	2.00	2.00	105	2544	0.05000V	3.28697060	UNIFORM	P-AXIS
19	0.700	1000	6	24	2.0	1.0	2.00	2.00	77	1872	0.55000V	3.13461051	UNIFORM	P-AXIS
20	0.800	1000	6	24	2.0	1.0	2.00	2.00	114	2760	0.50000V	3.24306717	UNIFORM	P-AXIS
21	0.900	1000	6	24	2.0	1.0	2.00	2.00	129	3120	0.30000V	1.22812569	UNIFORM	P-AXIS
22	1.000	1000	6	24	2.0	1.0	2.00	2.00	82	1992	0.80000V	3.29883050	UNIFORM	P-AXIS
23	0.000	1000	6	36	2.0	1.0	2.00	2.00	114	4140	0.50000V	3.31647943	UNIFORM	P-AXIS
24	0.100	1000	6	36	2.0	1.0	2.00	2.00	121	4392	0.85000V	3.31670159	UNIFORM	P-AXIS
25	0.200	1000	6	36	2.0	1.0	2.00	2.00	155	5616	0.65000V	3.31081731	UNIFORM	P-AXIS
26	0.300	1000	6	36	2.0	1.0	2.00	2.00	35	1296	0.35000V	3.27857040	UNIFORM	P-AXIS
27	0.400	1000	6	36	2.0	1.0	2.00	2.00	87	3168	0.10000V	3.29204492	UNIFORM	P-AXIS
28	0.500	1000	6	36	2.0	1.0	2.00	2.00	95	3456	0.50000V	3.31925222	UNIFORM	P-AXIS
29	0.600	1000	6	36	2.0	1.0	2.00	2.00	96	3492	0.55000V	3.08535746	UNIFORM	P-AXIS
30	0.700	1000	6	36	2.0	1.0	2.00	2.00	135	4896	0.60000V	3.12242034	UNIFORM	P-AXIS
31	0.800	1000	6	36	2.0	1.0	2.00	2.00	95	3456	0.50000V	3.31063202	UNIFORM	P-AXIS
32	0.900	1000	6	36	2.0	1.0	2.00	2.00	75	2736	0.45000V	0.75036445	UNIFORM	P-AXIS
33	1.000	1000	6	36	2.0	1.0	2.00	2.00	150	5436	0.40000V	3.28899932	UNIFORM	P-AXIS
34	0.000	1000	6	48	2.0	1.0	2.00	2.00	135	6528	0.60000V	3.31988479	UNIFORM	P-AXIS
35	0.100	1000	6	48	2.0	1.0	2.00	2.00	103	4992	0.90000V	3.31852743	UNIFORM	P-AXIS
36	0.200	1000	6	48	2.0	1.0	2.00	2.00	85	4128	0.95000V	3.31735441	UNIFORM	P-AXIS
37	0.300	1000	6	48	2.0	1.0	2.00	2.00	35	1728	0.35000V	3.25677057	UNIFORM	P-AXIS
38	0.400	1000	6	48	2.0	1.0	2.00	2.00	56	2736	0.45000V	3.31505600	UNIFORM	P-AXIS
39	0.500	1000	6	48	2.0	1.0	2.00	2.00	150	7248	0.40000V	3.31941449	UNIFORM	P-AXIS
40	0.600	1000	6	48	2.0	1.0	2.00	2.00	129	6240	0.30000V	3.12849264	UNIFORM	P-AXIS
41	0.700	1000	6	48	2.0	1.0	2.00	2.00	87	4224	0.10000V	3.17021423	UNIFORM	P-AXIS
42	0.800	1000	6	48	2.0	1.0	2.00	2.00	71	3456	0.25000V	3.31924942	UNIFORM	P-AXIS
43	0.900	1000	6	48	2.0	1.0	2.00	2.00	113	5472	0.45000V	0.35100320	UNIFORM	P-AXIS
44	1.000	1000	6	48	2.0	1.0	2.00	2.00	99	4800	0.70000V	3.16154131	UNIFORM	P-AXIS
45	0.000	1000	6	60	2.0	1.0	2.00	2.00	167	10980	0.30000V	3.31221066	UNIFORM	P-AXIS
46	0.100	1000	6	60	2.0	1.0	2.00	2.00	104	6300	0.95000V	3.31834692	UNIFORM	P-AXIS
47	0.200	1000	6	60	2.0	1.0	2.00	2.00	127	7680	0.20000V	3.31302815	UNIFORM	P-AXIS
48	0.300	1000	6	60	2.0	1.0	2.00	2.00	135	8160	0.60000V	3.31978776	UNIFORM	P-AXIS
49	0.400	1000	6	60	2.0	1.0	2.00	2.00	35	2160	0.35000V	3.28507694	UNIFORM	P-AXIS
50	0.500	1000	6	60	2.0	1.0	2.00	2.00	111	6720	0.35000V	3.30685529	UNIFORM	P-AXIS
51	0.600	1000	6	60	2.0	1.0	2.00	2.00	128	7740	0.25000V	3.31089479	UNIFORM	P-AXIS
52	0.700	1000	6	60	2.0	1.0	2.00	2.00	126	7620	0.15000V	3.16403629	UNIFORM	P-AXIS
53	0.800	1000	6	60	2.0	1.0	2.00	2.00	105	6360	0.05000V	3.31829960	UNIFORM	P-AXIS
54	0.900	1000	6	60	2.0	1.0	2.00	2.00	73	4440	0.35000V	0.61425506	UNIFORM	P-AXIS
55	1.000	1000	6	60	2.0	1.0	2.00	2.00	149	9000	0.35000V	3.28106954	UNIFORM	P-AXIS
56	0.000	1000	6	72	2.0	1.0	2.00	2.00	96	6984	0.55000V	3.30940732	UNIFORM	P-AXIS
57	0.100	1000	6	72	2.0	1.0	2.00	2.00	134	9720	0.55000V	3.31046899	UNIFORM	P-AXIS
58	0.200	1000	6	72	2.0	1.0	2.00	2.00	125	9072	0.10000V	3.31326150	UNIFORM	P-AXIS
59	0.300	1000	6	72	2.0	1.0	2.00	2.00	124	9000	0.05000V	3.32047139	UNIFORM	P-AXIS
60	0.400	1000	6	72	2.0	1.0	2.00	2.00	35	2592	0.35000V	3.23213556	UNIFORM	P-AXIS
61	0.500	1000	6	72	2.0	1.0	2.00	2.00	144	10440	0.10000V	3.32157899	UNIFORM	P-AXIS
62	0.600	1000	6	72	2.0	1.0	2.00	2.00	105	7632	0.05000V	3.31735712	UNIFORM	P-AXIS
63	0.700	1000	6	72	2.0	1.0	2.00	2.00	175	12672	0.70000V	3.17826324	UNIFORM	P-AXIS
64	0.800	1000	6	72	2.0	1.0	2.00	2.00	124	9000	0.05000V	3.32017848	UNIFORM	P-AXIS
65	0.900	1000	6	72	2.0	1.0	2.00	2.00	121	8784	0.85000V	3.15497318	UNIFORM	P-AXIS
66	1.000	1000	6	72	2.0	1.0	2.00	2.00	115	8352	0.55000V	3.30828208	UNIFORM	P-AXIS
67	0.000	1000	6	84	2.0	1.0	2.00	2.00	121	10248	0.85000V	3.31957793	UNIFORM	P-AXIS
68	0.100	1000	6	84	2.0	1.0	2.00	2.00	98	8316	0.65000V	3.31688022	UNIFORM	P-AXIS
69	0.200	1000	6	84	2.0	1.0	2.00	2.00	125	10584	0.10000V	3.30946639	UNIFORM	P-AXIS
70	0.300	1000	6	84	2.0	1.0	2.00	2.00	68	5796	0.10000V	3.32143938	UNIFORM	P-AXIS
71	0.400	1000	6	84	2.0	1.0	2.00	2.00	124	10500	0.05000V	3.31975870	UNIFORM	P-AXIS
72	0.500	1000	6	84	2.0	1.0	2.00	2.00	105	8904	0.05000V	3.30609285	UNIFORM	P-AXIS
73	0.600	1000	6	84	2.0	1.0	2.00	2.00	98	8316	0.65000V	3.30492736	UNIFORM	P-AXIS
74	0.700	1000	6	84	2.0	1.0	2.00	2.00	111	9408	0.35000V	3.16684849	UNIFORM	P-AXIS
75	0.800	1000	6	84	2.0	1.0	2.00	2.00	130	11004	0.35000V	3.30406021	UNIFORM	P-AXIS
76	0.900	1000	6	84	2.0	1.0	2.00	2.00	135	11424	0.60000V	3.30049716	UNIFORM	P-AXIS
77	1.000	1000	6	84	2.0	1.0	2.00	2.00	99	8400	0.70000V	3.31805211	UNIFORM	P-AXIS

Total Function Evaluations: 408084

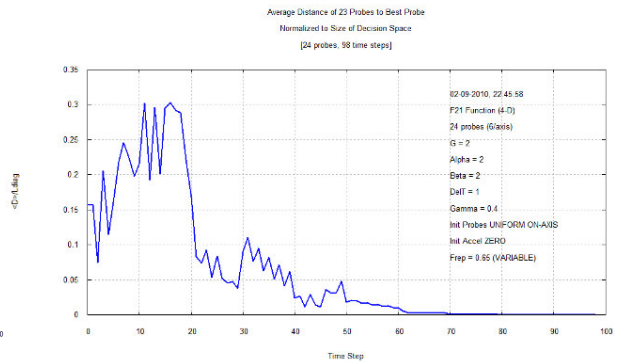
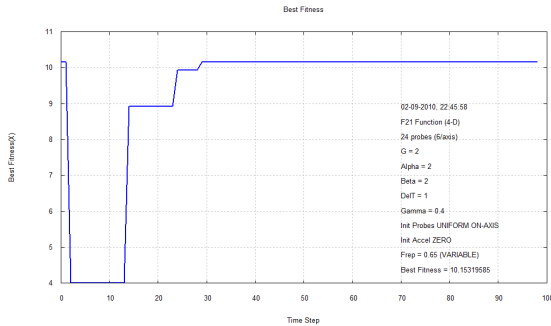
61	0.500	1000	6	72	2.0	1.0	2.00	2.00	144	10440	0.10000V	3.32157899	UNIFORM	P-AXIS
----	-------	------	---	----	-----	-----	------	------	-----	-------	----------	------------	---------	--------

F21

F21
Best Fitness = 10.15319585 returned by Probe # 21 at Time Step 1

P21 coordinates:

- 1 4
- 2 4
- 3 4
- 4 4



Run ID: 02-09-2010, 22:45:58 UNCTION: F21

Run #	Gamma	Nt	Nd	Np	G	DelT	Alpha	Beta	#Steps	Neval	Frep	Fitness	Initial	Probes
0	0.000	1000	4	16	2.0	1.0	2.00	2.00	0	0	0.50000V	-9999.00000000	UNIFORM	P-AXIS
1	0.000	1000	4	8	2.0	1.0	2.00	2.00	35	288	0.35000V	0.27311534	UNIFORM	P-AXIS
2	0.100	1000	4	8	2.0	1.0	2.00	2.00	84	608	0.90000V	5.04992953	UNIFORM	P-AXIS
3	0.200	1000	4	8	2.0	1.0	2.00	2.00	75	608	0.45000V	0.43005482	UNIFORM	P-AXIS
4	0.300	1000	4	8	2.0	1.0	2.00	2.00	95	768	0.50000V	0.61032898	UNIFORM	P-AXIS
5	0.400	1000	4	8	2.0	1.0	2.00	2.00	105	848	0.05000V	10.15239952	UNIFORM	P-AXIS
6	0.500	1000	4	8	2.0	1.0	2.00	2.00	85	688	0.95000V	0.59797768	UNIFORM	P-AXIS
7	0.600	1000	4	8	2.0	1.0	2.00	2.00	82	664	0.80000V	2.66392078	UNIFORM	P-AXIS
8	0.700	1000	4	8	2.0	1.0	2.00	2.00	105	848	0.05000V	0.55777866	UNIFORM	P-AXIS
9	0.800	1000	4	8	2.0	1.0	2.00	2.00	105	848	0.05000V	5.09983295	UNIFORM	P-AXIS
10	0.900	1000	4	8	2.0	1.0	2.00	2.00	85	688	0.95000V	0.67258059	UNIFORM	P-AXIS
11	1.000	1000	4	8	2.0	1.0	2.00	2.00	125	1008	0.10000V	5.01275110	UNIFORM	P-AXIS
12	0.000	1000	4	16	2.0	1.0	2.00	2.00	35	576	0.35000V	0.27311534	UNIFORM	P-AXIS
13	0.100	1000	4	16	2.0	1.0	2.00	2.00	96	1552	0.55000V	5.05477755	UNIFORM	P-AXIS
14	0.200	1000	4	16	2.0	1.0	2.00	2.00	75	1216	0.45000V	0.43912346	UNIFORM	P-AXIS
15	0.300	1000	4	16	2.0	1.0	2.00	2.00	76	1232	0.50000V	0.66324069	UNIFORM	P-AXIS
16	0.400	1000	4	16	2.0	1.0	2.00	2.00	110	1776	0.30000V	10.15154874	UNIFORM	P-AXIS
17	0.500	1000	4	16	2.0	1.0	2.00	2.00	85	1376	0.95000V	0.61701220	UNIFORM	P-AXIS
18	0.600	1000	4	16	2.0	1.0	2.00	2.00	118	1904	0.70000V	10.15221591	UNIFORM	P-AXIS
19	0.700	1000	4	16	2.0	1.0	2.00	2.00	35	576	0.35000V	0.53087283	UNIFORM	P-AXIS
20	0.800	1000	4	16	2.0	1.0	2.00	2.00	103	1664	0.90000V	5.08959588	UNIFORM	P-AXIS
21	0.900	1000	4	16	2.0	1.0	2.00	2.00	90	1456	0.25000V	0.74990177	UNIFORM	P-AXIS
22	1.000	1000	4	16	2.0	1.0	2.00	2.00	107	1728	0.15000V	10.14746927	UNIFORM	P-AXIS
23	0.000	1000	4	24	2.0	1.0	2.00	2.00	103	2496	0.90000V	4.97572338	UNIFORM	P-AXIS
24	0.100	1000	4	24	2.0	1.0	2.00	2.00	115	2784	0.55000V	5.05471853	UNIFORM	P-AXIS
25	0.200	1000	4	24	2.0	1.0	2.00	2.00	93	2256	0.40000V	10.15252419	UNIFORM	P-AXIS
26	0.300	1000	4	24	2.0	1.0	2.00	2.00	75	1824	0.45000V	0.62584999	UNIFORM	P-AXIS
27	0.400	1000	4	24	2.0	1.0	2.00	2.00	98	2376	0.65000V	10.15319585	UNIFORM	P-AXIS
28	0.500	1000	4	24	2.0	1.0	2.00	2.00	35	864	0.35000V	0.57297331	UNIFORM	P-AXIS
29	0.600	1000	4	24	2.0	1.0	2.00	2.00	86	2088	0.05000V	5.05456877	UNIFORM	P-AXIS
30	0.700	1000	4	24	2.0	1.0	2.00	2.00	95	2304	0.50000V	0.53155269	UNIFORM	P-AXIS
31	0.800	1000	4	24	2.0	1.0	2.00	2.00	106	2568	0.10000V	10.15289253	UNIFORM	P-AXIS
32	0.900	1000	4	24	2.0	1.0	2.00	2.00	106	2568	0.10000V	2.92615580	UNIFORM	P-AXIS
33	1.000	1000	4	24	2.0	1.0	2.00	2.00	109	2640	0.25000V	10.15290252	UNIFORM	P-AXIS
34	0.000	1000	4	32	2.0	1.0	2.00	2.00	116	3744	0.60000V	5.05449964	UNIFORM	P-AXIS
35	0.100	1000	4	32	2.0	1.0	2.00	2.00	46	1504	0.90000V	5.05426392	UNIFORM	P-AXIS
36	0.200	1000	4	32	2.0	1.0	2.00	2.00	45	1472	0.85000V	0.40447200	UNIFORM	P-AXIS
37	0.300	1000	4	32	2.0	1.0	2.00	2.00	118	3808	0.70000V	0.87498816	UNIFORM	P-AXIS
38	0.400	1000	4	32	2.0	1.0	2.00	2.00	35	1152	0.35000V	10.11951712	UNIFORM	P-AXIS
39	0.500	1000	4	32	2.0	1.0	2.00	2.00	35	1152	0.35000V	0.58456509	UNIFORM	P-AXIS
40	0.600	1000	4	32	2.0	1.0	2.00	2.00	74	2400	0.40000V	4.56208143	UNIFORM	P-AXIS
41	0.700	1000	4	32	2.0	1.0	2.00	2.00	35	1152	0.35000V	0.53137912	UNIFORM	P-AXIS
42	0.800	1000	4	32	2.0	1.0	2.00	2.00	50	1632	0.15000V	10.02571078	UNIFORM	P-AXIS
43	0.900	1000	4	32	2.0	1.0	2.00	2.00	76	2464	0.50000V	0.57328180	UNIFORM	P-AXIS
44	1.000	1000	4	32	2.0	1.0	2.00	2.00	71	2304	0.25000V	10.08743193	UNIFORM	P-AXIS
45	0.000	1000	4	40	2.0	1.0	2.00	2.00	125	5040	0.10000V	5.05509124	UNIFORM	P-AXIS
46	0.100	1000	4	40	2.0	1.0	2.00	2.00	65	2640	0.90000V	5.05453431	UNIFORM	P-AXIS
47	0.200	1000	4	40	2.0	1.0	2.00	2.00	45	1840	0.85000V	0.40841261	UNIFORM	P-AXIS
48	0.300	1000	4	40	2.0	1.0	2.00	2.00	137	5520	0.70000V	8.88590310	UNIFORM	P-AXIS
49	0.400	1000	4	40	2.0	1.0	2.00	2.00	69	2800	0.15000V	10.14419268	UNIFORM	P-AXIS
50	0.500	1000	4	40	2.0	1.0	2.00	2.00	35	1440	0.35000V	0.58586398	UNIFORM	P-AXIS
51	0.600	1000	4	40	2.0	1.0	2.00	2.00	107	4320	0.15000V	10.15278578	UNIFORM	P-AXIS
52	0.700	1000	4	40	2.0	1.0	2.00	2.00	35	1440	0.35000V	0.53087283	UNIFORM	P-AXIS
53	0.800	1000	4	40	2.0	1.0	2.00	2.00	45	1840	0.85000V	10.11758227	UNIFORM	P-AXIS
54	0.900	1000	4	40	2.0	1.0	2.00	2.00	182	7320	0.10000V	5.09826513	UNIFORM	P-AXIS
55	1.000	1000	4	40	2.0	1.0	2.00	2.00	124	5000	0.05000V	10.15297599	UNIFORM	P-AXIS
56	0.000	1000	4	48	2.0	1.0	2.00	2.00	120	5808	0.80000V	5.05490710	UNIFORM	P-AXIS
57	0.100	1000	4	48	2.0	1.0	2.00	2.00	86	4176	0.05000V	10.15013272	UNIFORM	P-AXIS
58	0.200	1000	4	48	2.0	1.0	2.00	2.00	84	4080	0.90000V	0.41909769	UNIFORM	P-AXIS
59	0.300	1000	4	48	2.0	1.0	2.00	2.00	149	7200	0.35000V	7.33104820	UNIFORM	P-AXIS
60	0.400	1000	4	48	2.0	1.0	2.00	2.00	126	6096	0.15000V	10.15294403	UNIFORM	P-AXIS
61	0.500	1000	4	48	2.0	1.0	2.00	2.00	35	1728	0.35000V	0.58526200	UNIFORM	P-AXIS
62	0.600	1000	4	48	2.0	1.0	2.00	2.00	136	6576	0.65000V	10.15307253	UNIFORM	P-AXIS
63	0.700	1000	4	48	2.0	1.0	2.00	2.00	35	1728	0.35000V	0.53140202	UNIFORM	P-AXIS
64	0.800	1000	4	48	2.0	1.0	2.00	2.00	76	3696	0.50000V	10.15318435	UNIFORM	P-AXIS
65	0.900	1000	4	48	2.0	1.0	2.00	2.00	112	5424	0.40000V	2.73855600	UNIFORM	P-AXIS
66	1.000	1000	4	48	2.0	1.0	2.00	2.00	48	2352	0.05000V	10.15035294	UNIFORM	P-AXIS
67	0.000	1000	4	56	2.0	1.0	2.00	2.00	89	5040	0.20000V	5.05059878	UNIFORM	P-AXIS
68	0.100	1000	4	56	2.0	1.0	2.00	2.00	53	3024	0.30000V	5.05389514	UNIFORM	P-AXIS
69	0.200	1000	4	56	2.0	1.0	2.00	2.00	94	5320	0.45000V	0.48545567	UNIFORM	P-AXIS
70	0.300	1000	4	56	2.0	1.0	2.00	2.00	129	7280	0.30000V	8.79527986	UNIFORM	P-AXIS
71	0.400	1000	4	56	2.0	1.0	2.00	2.00	35	2016	0.35000V	10.11776011	UNIFORM	P-AXIS
72	0.500	1000	4	56	2.0	1.0	2.00	2.00	35	2016	0.35000V	0.58434919	UNIFORM	P-AXIS
73	0.600	1000	4	56	2.0	1.0	2.00	2.00	125	7056	0.10000V	10.15277405	UNIFORM	P-AXIS
74	0.700	1000	4	56	2.0	1.0	2.00	2.00	35	2016	0.35000V	0.53103979	UNIFORM	P-AXIS
75	0.800	1000	4	56	2.0	1.0	2.00	2.00	76	4312	0.50000V	10.14325960	UNIFORM	P-AXIS
76	0.900	1000	4	56	2.0	1.0	2.00	2.00	171	9632	0.50000V	5.10052005	UNIFORM	P-AXIS
77	1.000	1000	4	56	2.0	1.0	2.00	2.00	70	3976	0.20000V	10.15294129	UNIFORM	P-AXIS
Total Function Evaluations:										210296				
27	0.400	1000	4	24	2.0	1.0	2.00	2.00	9					

Run ID: 02-09-2010, 22:55:16 FUNCTION: F22

Run #	Gamma	Nt	Nd	Np	G	DelT	Alpha	Beta	#Steps	Neval	Frep	Fitness	Initial	Probes
0	0.000	1000	4	16	2.0	1.0	2.00	2.00	0	0	0.50000V	-9999.00000000	UNIFORM	P-AXIS
1	0.000	1000	4	8	2.0	1.0	2.00	2.00	35	288	0.35000V	0.29361829	UNIFORM	P-AXIS
2	0.100	1000	4	8	2.0	1.0	2.00	2.00	145	1168	0.15000V	5.08697975	UNIFORM	P-AXIS
3	0.200	1000	4	8	2.0	1.0	2.00	2.00	75	608	0.45000V	0.48267098	UNIFORM	P-AXIS
4	0.300	1000	4	8	2.0	1.0	2.00	2.00	95	768	0.50000V	0.85439165	UNIFORM	P-AXIS
5	0.400	1000	4	8	2.0	1.0	2.00	2.00	168	1352	0.35000V	10.39908269	UNIFORM	P-AXIS
6	0.500	1000	4	8	2.0	1.0	2.00	2.00	75	608	0.45000V	0.91841106	UNIFORM	P-AXIS
7	0.600	1000	4	8	2.0	1.0	2.00	2.00	79	640	0.65000V	2.70371306	UNIFORM	P-AXIS
8	0.700	1000	4	8	2.0	1.0	2.00	2.00	124	1000	0.05000V	0.59760416	UNIFORM	P-AXIS
9	0.800	1000	4	8	2.0	1.0	2.00	2.00	106	856	0.10000V	5.11885171	UNIFORM	P-AXIS
10	0.900	1000	4	8	2.0	1.0	2.00	2.00	85	688	0.95000V	0.69633673	UNIFORM	P-AXIS
11	1.000	1000	4	8	2.0	1.0	2.00	2.00	75	608	0.45000V	5.08234051	UNIFORM	P-AXIS
12	0.000	1000	4	16	2.0	1.0	2.00	2.00	35	576	0.35000V	0.29361829	UNIFORM	P-AXIS
13	0.100	1000	4	16	2.0	1.0	2.00	2.00	88	1424	0.15000V	5.07610809	UNIFORM	P-AXIS
14	0.200	1000	4	16	2.0	1.0	2.00	2.00	75	1216	0.45000V	0.48192089	UNIFORM	P-AXIS
15	0.300	1000	4	16	2.0	1.0	2.00	2.00	109	1760	0.25000V	1.27391214	UNIFORM	P-AXIS
16	0.400	1000	4	16	2.0	1.0	2.00	2.00	109	1760	0.25000V	10.40160104	UNIFORM	P-AXIS
17	0.500	1000	4	16	2.0	1.0	2.00	2.00	105	1696	0.05000V	0.96194302	UNIFORM	P-AXIS
18	0.600	1000	4	16	2.0	1.0	2.00	2.00	106	1712	0.10000V	5.12831412	UNIFORM	P-AXIS
19	0.700	1000	4	16	2.0	1.0	2.00	2.00	35	576	0.35000V	0.57542458	UNIFORM	P-AXIS
20	0.800	1000	4	16	2.0	1.0	2.00	2.00	53	864	0.30000V	5.05132629	UNIFORM	P-AXIS
21	0.900	1000	4	16	2.0	1.0	2.00	2.00	92	1488	0.35000V	0.79299630	UNIFORM	P-AXIS
22	1.000	1000	4	16	2.0	1.0	2.00	2.00	126	2032	0.15000V	10.40201326	UNIFORM	P-AXIS
23	0.000	1000	4	24	2.0	1.0	2.00	2.00	103	2496	0.90000V	5.08532477	UNIFORM	P-AXIS
24	0.100	1000	4	24	2.0	1.0	2.00	2.00	51	1248	0.20000V	5.08608697	UNIFORM	P-AXIS
25	0.200	1000	4	24	2.0	1.0	2.00	2.00	90	2184	0.25000V	10.40102633	UNIFORM	P-AXIS
26	0.300	1000	4	24	2.0	1.0	2.00	2.00	95	2304	0.50000V	2.06725642	UNIFORM	P-AXIS
27	0.400	1000	4	24	2.0	1.0	2.00	2.00	185	4464	0.25000V	10.40289926	UNIFORM	P-AXIS
28	0.500	1000	4	24	2.0	1.0	2.00	2.00	100	2424	0.75000V	0.90063630	UNIFORM	P-AXIS
29	0.600	1000	4	24	2.0	1.0	2.00	2.00	77	1872	0.55000V	10.37643998	UNIFORM	P-AXIS
30	0.700	1000	4	24	2.0	1.0	2.00	2.00	85	2064	0.95000V	0.59302699	UNIFORM	P-AXIS
31	0.800	1000	4	24	2.0	1.0	2.00	2.00	66	1608	0.95000V	10.40286053	UNIFORM	P-AXIS
32	0.900	1000	4	24	2.0	1.0	2.00	2.00	106	2568	0.10000V	2.94874733	UNIFORM	P-AXIS
33	1.000	1000	4	24	2.0	1.0	2.00	2.00	119	2880	0.75000V	10.40216100	UNIFORM	P-AXIS
34	0.000	1000	4	32	2.0	1.0	2.00	2.00	105	3392	0.05000V	5.08017080	UNIFORM	P-AXIS
35	0.100	1000	4	32	2.0	1.0	2.00	2.00	74	2400	0.40000V	10.39334404	UNIFORM	P-AXIS
36	0.200	1000	4	32	2.0	1.0	2.00	2.00	45	1472	0.85000V	0.45553914	UNIFORM	P-AXIS
37	0.300	1000	4	32	2.0	1.0	2.00	2.00	78	2528	0.60000V	0.86258604	UNIFORM	P-AXIS
38	0.400	1000	4	32	2.0	1.0	2.00	2.00	35	1152	0.35000V	10.35599882	UNIFORM	P-AXIS
39	0.500	1000	4	32	2.0	1.0	2.00	2.00	105	3392	0.05000V	0.85988903	UNIFORM	P-AXIS
40	0.600	1000	4	32	2.0	1.0	2.00	2.00	49	1600	0.10000V	5.12582418	UNIFORM	P-AXIS
41	0.700	1000	4	32	2.0	1.0	2.00	2.00	35	1152	0.35000V	0.57306071	UNIFORM	P-AXIS
42	0.800	1000	4	32	2.0	1.0	2.00	2.00	201	6464	0.10000V	10.40251424	UNIFORM	P-AXIS
43	0.900	1000	4	32	2.0	1.0	2.00	2.00	76	2464	0.50000V	0.57161391	UNIFORM	P-AXIS
44	1.000	1000	4	32	2.0	1.0	2.00	2.00	95	3072	0.50000V	10.40256809	UNIFORM	P-AXIS
45	0.000	1000	4	40	2.0	1.0	2.00	2.00	175	7040	0.70000V	5.08765859	UNIFORM	P-AXIS
46	0.100	1000	4	40	2.0	1.0	2.00	2.00	68	2760	0.10000V	10.40057107	UNIFORM	P-AXIS
47	0.200	1000	4	40	2.0	1.0	2.00	2.00	75	3040	0.45000V	0.46440424	UNIFORM	P-AXIS
48	0.300	1000	4	40	2.0	1.0	2.00	2.00	105	4240	0.05000V	1.62906434	UNIFORM	P-AXIS
49	0.400	1000	4	40	2.0	1.0	2.00	2.00	190	7640	0.50000V	10.40291080	UNIFORM	P-AXIS
50	0.500	1000	4	40	2.0	1.0	2.00	2.00	122	4920	0.90000V	0.84479109	UNIFORM	P-AXIS
51	0.600	1000	4	40	2.0	1.0	2.00	2.00	117	4720	0.65000V	10.40276936	UNIFORM	P-AXIS
52	0.700	1000	4	40	2.0	1.0	2.00	2.00	35	1440	0.35000V	0.57542458	UNIFORM	P-AXIS
53	0.800	1000	4	40	2.0	1.0	2.00	2.00	50	2040	0.15000V	10.40200744	UNIFORM	P-AXIS
54	0.900	1000	4	40	2.0	1.0	2.00	2.00	174	7000	0.65000V	5.11523803	UNIFORM	P-AXIS
55	1.000	1000	4	40	2.0	1.0	2.00	2.00	185	7440	0.25000V	10.40256326	UNIFORM	P-AXIS
56	0.000	1000	4	48	2.0	1.0	2.00	2.00	119	5760	0.75000V	5.08630865	UNIFORM	P-AXIS
57	0.100	1000	4	48	2.0	1.0	2.00	2.00	50	2448	0.15000V	5.07238621	UNIFORM	P-AXIS
58	0.200	1000	4	48	2.0	1.0	2.00	2.00	75	3648	0.45000V	0.46815144	UNIFORM	P-AXIS
59	0.300	1000	4	48	2.0	1.0	2.00	2.00	111	5376	0.35000V	3.61420456	UNIFORM	P-AXIS
60	0.400	1000	4	48	2.0	1.0	2.00	2.00	80	3888	0.70000V	10.39348222	UNIFORM	P-AXIS
61	0.500	1000	4	48	2.0	1.0	2.00	2.00	105	5088	0.05000V	1.38401242	UNIFORM	P-AXIS
62	0.600	1000	4	48	2.0	1.0	2.00	2.00	188	9072	0.40000V	10.40196476	UNIFORM	P-AXIS
63	0.700	1000	4	48	2.0	1.0	2.00	2.00	35	1728	0.35000V	0.57429457	UNIFORM	P-AXIS
64	0.800	1000	4	48	2.0	1.0	2.00	2.00	74	3600	0.40000V	10.37337226	UNIFORM	P-AXIS
65	0.900	1000	4	48	2.0	1.0	2.00	2.00	155	7488	0.65000V	2.71776260	UNIFORM	P-AXIS
66	1.000	1000	4	48	2.0	1.0	2.00	2.00	194	9360	0.70000V	10.40290339	UNIFORM	P-AXIS
67	0.000	1000	4	56	2.0	1.0	2.00	2.00	165	9296	0.20000V	5.08483250	UNIFORM	P-AXIS
68	0.100	1000	4	56	2.0	1.0	2.00	2.00	127	7168	0.20000V	10.40290343	UNIFORM	P-AXIS
69	0.200	1000	4	56	2.0	1.0	2.00	2.00	83	4704	0.85000V	0.47792814	UNIFORM	P-AXIS
70	0.300	1000	4	56	2.0	1.0	2.00	2.00	130	7336	0.35000V	6.68089941	UNIFORM	P-AXIS
71	0.400	1000	4	56	2.0	1.0	2.00	2.00	110	6216	0.30000V	10.40264284	UNIFORM	P-AXIS
72	0.500	1000	4	56	2.0	1.0	2.00	2.00	101	5712	0.80000V	1.30969368	UNIFORM	P-AXIS
73	0.600	1000	4	56	2.0	1.0	2.00	2.00	188	10584	0.40000V	10.40234703	UNIFORM	P-AXIS
74	0.700	1000	4	56	2.0	1.0	2.00	2.00	35	2016	0.35000V	0.57352478	UNIFORM	P-AXIS
75	0.800	1000	4	56	2.0	1.0	2.00	2.00	57	3248	0.50000V	10.39187412	UNIFORM	P-AXIS
76	0.900	1000	4	56	2.0	1.0	2.00	2.00	175	9856	0.70000V	5.10174780	UNIFORM	P-AXIS
77	1.000	1000	4	56	2.0	1.0	2.00	2.00	35	2016	0.35000V	10.38954738	UNIFORM	P-AXIS

Total Function Evaluations: 256776

49	0.400	1000
----	-------	------

Run ID: 02-09-2010, 23:03:13 FUNCTION: F23

Run #	Gamma	Nt	Nd	Np	G	DelT	Alpha	Beta	#Steps	Neval	Frep	Fitness	Initial	Probes
0	0.000	1000	4	16	2.0	1.0	2.00	2.00	0	0	0.50000V	-9999.00000000	UNIFORM	P-AXIS
1	0.000	1000	4	8	2.0	1.0	2.00	2.00	35	288	0.35000V	0.32172905	UNIFORM	P-AXIS
2	0.100	1000	4	8	2.0	1.0	2.00	2.00	135	1088	0.60000V	5.12378086	UNIFORM	P-AXIS
3	0.200	1000	4	8	2.0	1.0	2.00	2.00	75	608	0.45000V	0.53509181	UNIFORM	P-AXIS
4	0.300	1000	4	8	2.0	1.0	2.00	2.00	95	768	0.50000V	0.97247524	UNIFORM	P-AXIS
5	0.400	1000	4	8	2.0	1.0	2.00	2.00	155	1248	0.65000V	10.53413608	UNIFORM	P-AXIS
6	0.500	1000	4	8	2.0	1.0	2.00	2.00	75	608	0.45000V	1.06454224	UNIFORM	P-AXIS
7	0.600	1000	4	8	2.0	1.0	2.00	2.00	45	368	0.85000V	1.13128949	UNIFORM	P-AXIS
8	0.700	1000	4	8	2.0	1.0	2.00	2.00	95	768	0.50000V	0.65397567	UNIFORM	P-AXIS
9	0.800	1000	4	8	2.0	1.0	2.00	2.00	96	776	0.55000V	5.10657412	UNIFORM	P-AXIS
10	0.900	1000	4	8	2.0	1.0	2.00	2.00	85	688	0.95000V	0.73466659	UNIFORM	P-AXIS
11	1.000	1000	4	8	2.0	1.0	2.00	2.00	69	560	0.15000V	5.12396635	UNIFORM	P-AXIS
12	0.000	1000	4	16	2.0	1.0	2.00	2.00	35	576	0.35000V	0.32172905	UNIFORM	P-AXIS
13	0.100	1000	4	16	2.0	1.0	2.00	2.00	127	2048	0.20000V	10.53615386	UNIFORM	P-AXIS
14	0.200	1000	4	16	2.0	1.0	2.00	2.00	75	1216	0.45000V	0.53147397	UNIFORM	P-AXIS
15	0.300	1000	4	16	2.0	1.0	2.00	2.00	102	1648	0.85000V	1.40214975	UNIFORM	P-AXIS
16	0.400	1000	4	16	2.0	1.0	2.00	2.00	110	1776	0.30000V	10.53568027	UNIFORM	P-AXIS
17	0.500	1000	4	16	2.0	1.0	2.00	2.00	105	1696	0.05000V	1.11059146	UNIFORM	P-AXIS
18	0.600	1000	4	16	2.0	1.0	2.00	2.00	38	624	0.50000V	2.86623321	UNIFORM	P-AXIS
19	0.700	1000	4	16	2.0	1.0	2.00	2.00	35	576	0.35000V	0.65227664	UNIFORM	P-AXIS
20	0.800	1000	4	16	2.0	1.0	2.00	2.00	125	2016	0.10000V	5.17422682	UNIFORM	P-AXIS
21	0.900	1000	4	16	2.0	1.0	2.00	2.00	112	1808	0.40000V	1.06501432	UNIFORM	P-AXIS
22	1.000	1000	4	16	2.0	1.0	2.00	2.00	78	1264	0.60000V	5.12696956	UNIFORM	P-AXIS
23	0.000	1000	4	24	2.0	1.0	2.00	2.00	145	3504	0.15000V	5.08712015	UNIFORM	P-AXIS
24	0.100	1000	4	24	2.0	1.0	2.00	2.00	115	2784	0.55000V	5.12517258	UNIFORM	P-AXIS
25	0.200	1000	4	24	2.0	1.0	2.00	2.00	44	1080	0.80000V	5.10013673	UNIFORM	P-AXIS
26	0.300	1000	4	24	2.0	1.0	2.00	2.00	104	2520	0.95000V	2.54576820	UNIFORM	P-AXIS
27	0.400	1000	4	24	2.0	1.0	2.00	2.00	88	2136	0.15000V	10.53628373	UNIFORM	P-AXIS
28	0.500	1000	4	24	2.0	1.0	2.00	2.00	95	2304	0.50000V	1.04472452	UNIFORM	P-AXIS
29	0.600	1000	4	24	2.0	1.0	2.00	2.00	110	2664	0.30000V	10.53539823	UNIFORM	P-AXIS
30	0.700	1000	4	24	2.0	1.0	2.00	2.00	105	2544	0.05000V	0.71390918	UNIFORM	P-AXIS
31	0.800	1000	4	24	2.0	1.0	2.00	2.00	73	1776	0.35000V	10.53633517	UNIFORM	P-AXIS
32	0.900	1000	4	24	2.0	1.0	2.00	2.00	169	4080	0.40000V	2.95815330	UNIFORM	P-AXIS
33	1.000	1000	4	24	2.0	1.0	2.00	2.00	129	3120	0.30000V	10.53600674	UNIFORM	P-AXIS
34	0.000	1000	4	32	2.0	1.0	2.00	2.00	114	3680	0.50000V	5.12758927	UNIFORM	P-AXIS
35	0.100	1000	4	32	2.0	1.0	2.00	2.00	87	2816	0.10000V	10.53571214	UNIFORM	P-AXIS
36	0.200	1000	4	32	2.0	1.0	2.00	2.00	55	1792	0.40000V	0.51380012	UNIFORM	P-AXIS
37	0.300	1000	4	32	2.0	1.0	2.00	2.00	131	4224	0.40000V	1.05203434	UNIFORM	P-AXIS
38	0.400	1000	4	32	2.0	1.0	2.00	2.00	35	1152	0.35000V	10.47302654	UNIFORM	P-AXIS
39	0.500	1000	4	32	2.0	1.0	2.00	2.00	105	3392	0.05000V	1.00716472	UNIFORM	P-AXIS
40	0.600	1000	4	32	2.0	1.0	2.00	2.00	50	1632	0.15000V	5.12364082	UNIFORM	P-AXIS
41	0.700	1000	4	32	2.0	1.0	2.00	2.00	35	1152	0.35000V	0.64610891	UNIFORM	P-AXIS
42	0.800	1000	4	32	2.0	1.0	2.00	2.00	56	1824	0.45000V	10.49097850	UNIFORM	P-AXIS
43	0.900	1000	4	32	2.0	1.0	2.00	2.00	76	2464	0.50000V	0.63249072	UNIFORM	P-AXIS
44	1.000	1000	4	32	2.0	1.0	2.00	2.00	123	3968	0.95000V	10.53588503	UNIFORM	P-AXIS
45	0.000	1000	4	40	2.0	1.0	2.00	2.00	175	7040	0.70000V	5.12819747	UNIFORM	P-AXIS
46	0.100	1000	4	40	2.0	1.0	2.00	2.00	93	3760	0.40000V	10.53491728	UNIFORM	P-AXIS
47	0.200	1000	4	40	2.0	1.0	2.00	2.00	55	2240	0.40000V	0.51944788	UNIFORM	P-AXIS
48	0.300	1000	4	40	2.0	1.0	2.00	2.00	111	4480	0.35000V	2.13581640	UNIFORM	P-AXIS
49	0.400	1000	4	40	2.0	1.0	2.00	2.00	136	5480	0.65000V	10.53593107	UNIFORM	P-AXIS
50	0.500	1000	4	40	2.0	1.0	2.00	2.00	106	4280	0.10000V	0.99205603	UNIFORM	P-AXIS
51	0.600	1000	4	40	2.0	1.0	2.00	2.00	64	2600	0.85000V	5.17536737	UNIFORM	P-AXIS
52	0.700	1000	4	40	2.0	1.0	2.00	2.00	35	1440	0.35000V	0.65227664	UNIFORM	P-AXIS
53	0.800	1000	4	40	2.0	1.0	2.00	2.00	89	3600	0.20000V	10.53484926	UNIFORM	P-AXIS
54	0.900	1000	4	40	2.0	1.0	2.00	2.00	88	3560	0.15000V	5.17269921	UNIFORM	P-AXIS
55	1.000	1000	4	40	2.0	1.0	2.00	2.00	48	1960	0.05000V	10.37269288	UNIFORM	P-AXIS
56	0.000	1000	4	48	2.0	1.0	2.00	2.00	120	5808	0.80000V	5.12830155	UNIFORM	P-AXIS
57	0.100	1000	4	48	2.0	1.0	2.00	2.00	101	4896	0.80000V	10.53546484	UNIFORM	P-AXIS
58	0.200	1000	4	48	2.0	1.0	2.00	2.00	75	3648	0.45000V	0.52315570	UNIFORM	P-AXIS
59	0.300	1000	4	48	2.0	1.0	2.00	2.00	141	6816	0.90000V	8.45882950	UNIFORM	P-AXIS
60	0.400	1000	4	48	2.0	1.0	2.00	2.00	125	6048	0.10000V	10.53627116	UNIFORM	P-AXIS
61	0.500	1000	4	48	2.0	1.0	2.00	2.00	98	4752	0.65000V	1.52823207	UNIFORM	P-AXIS
62	0.600	1000	4	48	2.0	1.0	2.00	2.00	81	3936	0.75000V	6.06351786	UNIFORM	P-AXIS
63	0.700	1000	4	48	2.0	1.0	2.00	2.00	35	1728	0.35000V	0.65302072	UNIFORM	P-AXIS
64	0.800	1000	4	48	2.0	1.0	2.00	2.00	192	9264	0.60000V	10.53615531	UNIFORM	P-AXIS
65	0.900	1000	4	48	2.0	1.0	2.00	2.00	120	5808	0.80000V	2.96848532	UNIFORM	P-AXIS
66	1.000	1000	4	48	2.0	1.0	2.00	2.00	192	9264	0.60000V	10.53633734	UNIFORM	P-AXIS
67	0.000	1000	4	56	2.0	1.0	2.00	2.00	179	10080	0.90000V	5.12842344	UNIFORM	P-AXIS
68	0.100	1000	4	56	2.0	1.0	2.00	2.00	192	10808	0.60000V	10.53625567	UNIFORM	P-AXIS
69	0.200	1000	4	56	2.0	1.0	2.00	2.00	55	3136	0.40000V	0.51424723	UNIFORM	P-AXIS
70	0.300	1000	4	56	2.0	1.0	2.00	2.00	136	7672	0.65000V	6.36433520	UNIFORM	P-AXIS
71	0.400	1000	4	56	2.0	1.0	2.00	2.00	74	4200	0.40000V	10.53540430	UNIFORM	P-AXIS
72	0.500	1000	4	56	2.0	1.0	2.00	2.00	103	5824	0.90000V	1.25538481	UNIFORM	P-AXIS
73	0.600	1000	4	56	2.0	1.0	2.00	2.00	54	3080	0.35000V	10.51784265	UNIFORM	P-AXIS
74	0.700	1000	4	56	2.0	1.0	2.00	2.00	35	2016	0.35000V	0.64916466	UNIFORM	P-AXIS
75	0.800	1000	4	56	2.0	1.0	2.00	2.00	53	3024	0.30000V	10.52739086	UNIFORM	P-AXIS
76	0.900	1000	4	56	2.0	1.0	2.00	2.00	145	8176	0.15000V	5.12031227	UNIFORM	P-AXIS
77	1.000	1000	4	56	2.0	1.0	2.00	2.00	49	2800	0.10000V	10.47520626	UNIFORM	P-AXIS
Total Function Evaluations:										242848				
66	1.000	1000	4	48	2.0	1.0	2.00	2.						

Appendix 3. CFO Source Code

All results reported in this note were generated using the following program.

```
'Program 'CFO_02-07-2010.BAS' compiled with
'Power Basic/Windows Compiler 9.03 (www.PowerBasic.com).

'THIS IS THE PROGRAM USED TO GENERATE DATA FOR arXiv PAPER
**Comparative Results: Group Search Optimizer and Central Force Optimization,**
'February 2010.

'LAST MOD 02-09-2010 ~2113 HRS EST

'CHANGES MADE TO "CFO_11-26-09.BAS" TO CREATE THIS VERSION
'WHICH IS USED FOR arXiv CFO PSEUDORANDOMNESS PAPER VER #2:
' (1). OUTER LOOP Np/Nd = 2 to MaxProbesPerAxis by 2 ADDED
' (2). Np IGNORED & ARRAYS REDIMENSIONED AS REQUIRED BY (1).

'ADDITIONAL CHANGES MADE TO CFO_12-25-09.BAS TO CREATE THIS VERSION:
' (1). LOOPS ADDED TO VARY G and ALPHA
' (2). SHRINK DS EVERY ?? STEPS INSTEAD OF 20
' (3). TERMINATE EARLY USING ?? STEP AVERAGE INSTEAD OF 50?

'IMPORTANT CHANGE MADE 01-15-10: MOVED REDIM STATEMENT INTO SUB CFO().
'THIS IS NECESSARY TO PROPERLY RE-INITIALIZE ALL MATRICES...

'SEPARATE ROSENBROCK & SPHERE FUNCTIONS ADDED 02-02-10.

'PROBE RETRIEVAL SCHEME MODIFIED 02-07-2010 PER MAHAMED OMRAN'S SUGGESTION.

'# STEPS FOR FITNESS SATURATION = 25, 02-07-2010.

'NOTE: ALL PBM FUNCTIONS HAVE WIRE RADIUS SET TO 0.00001LAMBDA
'=====

'THIS PROGRAM IMPLEMENTS A SIMPLE VERSION OF "CENTRAL
'FORCE OPTIMIZATION." IT IS DISTRIBUTED FREE OF CHARGE
'TO INCREASE AWARENESS OF CFO AND TO ENCOURAGE EXPERI-
'MENTATION WITH THE ALGORITHM.

'CFO IS A MULTIDIMENSIONAL SEARCH AND OPTIMIZATION
'ALGORITHM THAT LOCATES THE GLOBAL MAXIMA OF A FUNCTION.
'UNLIKE MOST OTHER ALGORITHMS, CFO IS COMPLETELY DETERMIN-
'ISTIC, SO THAT EVERY RUN WITH THE SAME SETUP PRODUCES
'THE SAME RESULTS.

'Please email questions, comments, and significant
'results to: CFO_questions@yahoo.com. Thanks!

'(c) 2006-2009 Richard A. Formato

'ALL RIGHTS RESERVED WORLDWIDE

'THIS PROGRAM IS FREWARE. IT MAY BE COPIED AND
'DISTRIBUTED WITHOUT LIMITATION AS LONG AS THIS
'COPYRIGHT NOTICE AND THE GNUPLOT AND REFERENCE
'INFORMATION BELOW ARE INCLUDED WITHOUT MODIFICATION,
'AND AS LONG AS NO FEE OR COMPENSATION IS CHARGED,
'INCLUDING "TIE-IN" OR "BUNDLING" FEES CHARGED FOR
'OTHER PRODUCTS.

'=====

'THIS PROGRAM REQUIRES wgnuplot.exe TO DISPLAY PLOTS.
'Gnuplot is a copyrighted freeware plotting program
'available at http://www.gnuplot.info/index.html.

'IT ALSO REQUIRES A VERSION OF THE Numerical Electromagnetics
'Code (NEC) in order to run the PBM benchmarks. If this file
'is not present, a runtime error occurs. Remove the code
'that checks for the NEC EXE if there is no interest in the
'PBM functions.

'=====

'REFERENCES
'-----
'Suggestion: Read references 1 and 2 first (both available online at no charge)...

'1. "Central Force Optimization: A New Metaheuristic with Applications in Applied Electromagnetics,"
' Progress in Electromagnetics Research, PIER 77, 425-491, 2007 (online). DOI:10.2528/PIER07082403
'Abstract - Central Force Optimization (CFO) is a new deterministic multi-dimensional search
'metaheuristic based on the metaphor of gravitational kinematics. It models "probes" that "fly"
'through the decision space by analogy to masses moving under the influence of gravity. Equations
'are developed for the probes' positions and accelerations using the analogy of particle motion
'in a gravitational field. In the physical universe, objects traveling through three-dimensional
'space become trapped in close orbits around highly gravitating masses, which is analogous to
'locating the maximum value of an objective function. In the CFO metaphor, "mass" is a user-defined
'function of the value of the objective function to be maximized. CFO is readily implemented in a
'compact computer program, and sample pseudocode is presented. As tests of CFO's effectiveness,
'an equalizer is designed for the well-known Fano load, and a 32-element linear array is synthesized.
'CFO results are compared to several other optimization methods.

'2. "Pseudorandomness in Central Force Optimization"
' arXiv:1001.0317v1[cs.NE], online: www.arXiv.org
'Abstract - Central Force Optimization is a deterministic metaheuristic for an evolutionary algorithm
'that searches a decision space by flying probes whose trajectories are computed using a gravitational
'metaphor. CFO benefits substantially from the inclusion of a pseudorandom component (a numerical
'sequence that is precisely known by specification or calculation but otherwise arbitrary). The essential
'requirement is that the sequence is uncorrelated with the decision space topology, so that its
'effect is to pseudorandomly distribute probes throughout the landscape. While this process may appear
'to be similar to the randomness in an inherently stochastic algorithm, it is in fact fundamentally
'different because CFO remains deterministic at every step. Three pseudorandom methods are discussed
'(initial probe distribution, repositioning factor, and decision space adaptation). A sample problem
'is presented in detail and summary data included for a 23-function benchmark suite. CFO's performance
'is quite good compared to other highly developed, state-of-the-art algorithms.

'3. "Central Force Optimization: A New Nature Inspired Computational Framework for Multidimensional
' Search and Optimization," Studies in Computational Intelligence (SCI), vol. 129, 221-238 (2008),
' www.springerlink.com, Springer-Verlag Berlin Heidelberg 2008.
'Abstract - This paper presents Central Force Optimization, a novel, nature inspired, deterministic
'search metaheuristic for constrained multi-dimensional optimization. CFO is based on the metaphor
```

'of gravitational kinematics. Equations are presented for the positions and accelerations experienced
'by "probes" that "fly" through the decision space by analogy to masses moving under the influence of
'gravity. In the physical universe, probe satellites become trapped in close orbits around highly
'gravitating masses. In the CFO analogy, "mass" corresponds to a user-defined function of the value
'of an objective function to be maximized. CFO is a simple algorithm that is easily implemented in
'a compact computer program. A typical CFO implementation is applied to several test functions.
'CFO exhibits very good performance, suggesting that it merits further study.

'4. Are Near Earth Objects the Key to Optimization Theory?

' arXiv:0912.1394v1[astro-ph.EP], online: www.arXiv.org

'Abstract - This note suggests that near earth objects and Central Force Optimization have something in common,
'that NEO theory may hold the key to solving some vexing problems in deterministic optimization: local trapping
'and proof of convergence. CFO analogizes Newton's laws to locate the global maxima of a function. The NEO-CFO
'nexus is the striking similarity between CFO's and an NEO's curves. Both exhibit oscillatory plateau-like
'regions connected by jumps, suggesting that CFO's metaphorical "gravity" indeed behaves like real gravity,
'thereby connecting NEOs and CFO and being the basis for speculating that NEO theory may address difficult
'issues in optimization.

'5. "Central Force Optimisation: A New Gradient-Like Metaheuristic for Multidimensional Search and
'Optimisation," International Journal of Bio-Inspired Computation, vol. 1, no. 4, 217-238 (2009).
' DOI: 10.1504/IJBIC.2009.024721

'Abstract: This paper introduces Central Force Optimization, a novel, Nature-inspired, deterministic
'search metaheuristic for constrained multidimensional optimization in highly multimodal, smooth, or
'discontinuous decision spaces. CFO is based on the metaphor of gravitational kinematics. The
'algorithm searches a decision space by "flying" its "probes" through the space by analogy to masses
'moving through physical space under the influence of gravity. Equations are developed for the probes'
'positions and accelerations using the gravitational metaphor. Small objects in our Universe can become
'trapped in close orbits around highly gravitating masses. In "CFO space" probes are attracted to "masses"
'created by a user-defined function of the value of an objective function to be maximized. CFO may be
'thought of in terms of a vector "force field" or, loosely, as a "generalized gradient" methodology
'because the force of gravity can be computed as the gradient of a scalar potential. The CFO algorithm
'is simple and easily implemented in a compact computer program. Its effectiveness is demonstrated by
'running CFO against several widely used benchmark functions. The algorithm exhibits very good performance,
'suggesting that it merits further study.

'6. "Central Force Optimization: A New Gradient-Like Optimization Metaheuristic," OPSEARCH, Journal
'of the Operational Research Society of India, vol. 46, no. 1, 25-51, 2009, Springer India.
' DOI: 10.1007/s12597-009-0003-4

'Abstract: This paper introduces Central Force Optimization as a new, Nature-inspired metaheuristic
'for multidimensional search and optimization based on the metaphor of gravitational kinematics. CFO is a
'"gradient-like" deterministic algorithm that explores a decision space by "flying" a group of "probes"
'whose trajectories are governed by equations analogous to the equations of gravitational motion in the
'physical Universe. This paper suggests the possibility of creating a new "hyperspace directional derivative"
'using the Unit Step function to create positive-definite "masses" in "CFO space." A simple CFO implementation
'is tested against several recognized benchmark functions with excellent results, suggesting that CFO merits
'further investigation.

'7. "Synthesis of Antenna Arrays Using Central Force Optimization," Mosharaka International Conference
'on Communications, Computers and Applications, MIC-CPE 2009. (Gubran Mohammad and Nihad Dib)

'Abstract: Central force optimization (CFO) technique is a new deterministic multi-dimensional
'search metaheuristic based on an analogy to classical particle kinematics in a gravitational
'field. CFO is a simple technique and is still in its infancy. To enhance its global search
'ability while keeping its simplicity, a new selection part is introduced in this paper. CFO
'is briefly presented and applied in the design of linear antenna array and the modified CFO
'is applied to the design of circular array. The results are compared with those obtained using
'other evolutionary optimization techniques.

'8. "Central Force Optimization and NEOs - First Cousins?" Journal of Multiple Valued Logic and Soft
'Computing (in press)

'Abstract: Central Force Optimization is a new deterministic multidimensional search and optimization algorithm
'based on the metaphor of gravitational kinematics. This paper describes CFO and suggests some possible
'directions for its future development. Because CFO is deterministic, it is more computationally efficient
'than stochastic algorithms and may lend itself well to "parameter tuning" implementations. But, like
'all deterministic algorithms, CFO is prone to local trapping. Oscillation in CFO's Davg curve appears to
'be a reliable harbinger of trapping. And there seems to be a reasonable basis for believing that
'trapping can be handled deterministically using the theory of gravitationally trapped Near Earth Objects.
'Deterministic mitigation of local trapping would be a major step forward in optimization theory. Finally,
'CFO may be thought of as a "gradient-like" algorithm utilizing the Unit Step function as a critical element,
'and it is suggested that a useful, new derivative-like mathematical construct might be defined based on the Unit
'Step.

'9. "Antenna Benchmark Performance and Array Synthesis Using Central Force Optimization," IET Microwaves,
'Antennas & Propagation (UK) (in press). DOI: 10.1049/iet-map.2009.0147 (with G. M. Qubati and N. I. Dib)

'Abstract - Central force optimization (CFO) is a new deterministic multi-dimensional search metaheuristic
'based on an analogy to classical particle kinematics in a gravitational field. CFO is a simple technique
'that is still in its infancy. This paper evaluates CFO's performance and provides further examples of its
'effectiveness by applying it to a set of "real world" antenna benchmarks and to pattern synthesis for linear
'and circular array antennas. A new selection scheme is introduced that enhances CFO's global search ability
'while maintaining its simplicity. The improved CFO algorithm is applied to the design of a circular array
'with very good results. CFO's performance on the antenna benchmarks and the synthesis problems is compared
'to that of other evolutionary optimization techniques.

#COMPILE EXE

#DIM ALL

%USEMACROS = 1

#INCLUDE "Win32API.inc"

DEFEXT A-Z

'----- EQUATES -----

%IDC_FRAME1 = 101
%IDC_FRAME2 = 102

%IDC_Function_Number1 = 121
%IDC_Function_Number2 = 122
%IDC_Function_Number3 = 123
%IDC_Function_Number4 = 124
%IDC_Function_Number5 = 125
%IDC_Function_Number6 = 126
%IDC_Function_Number7 = 127
%IDC_Function_Number8 = 128
%IDC_Function_Number9 = 129
%IDC_Function_Number10 = 130
%IDC_Function_Number11 = 131
%IDC_Function_Number12 = 132
%IDC_Function_Number13 = 133
%IDC_Function_Number14 = 134
%IDC_Function_Number15 = 135
%IDC_Function_Number16 = 136

```

%IDC_Function_Number17 = 137
%IDC_Function_Number18 = 138
%IDC_Function_Number19 = 139
%IDC_Function_Number20 = 140
%IDC_Function_Number21 = 141
%IDC_Function_Number22 = 142
%IDC_Function_Number23 = 143
%IDC_Function_Number24 = 144
%IDC_Function_Number25 = 145
%IDC_Function_Number26 = 146
%IDC_Function_Number27 = 147
%IDC_Function_Number28 = 148
%IDC_Function_Number29 = 149
%IDC_Function_Number30 = 150
%IDC_Function_Number31 = 151
%IDC_Function_Number32 = 152
%IDC_Function_Number33 = 153
%IDC_Function_Number34 = 154
%IDC_Function_Number35 = 155
%IDC_Function_Number36 = 156
%IDC_Function_Number37 = 157
%IDC_Function_Number38 = 158
%IDC_Function_Number39 = 159
%IDC_Function_Number40 = 160
%IDC_Function_Number41 = 161
%IDC_Function_Number42 = 162
%IDC_Function_Number43 = 163
%IDC_Function_Number44 = 164
%IDC_Function_Number45 = 165
%IDC_Function_Number46 = 166
%IDC_Function_Number47 = 167
%IDC_Function_Number48 = 168
%IDC_Function_Number49 = 169
%IDC_Function_Number50 = 170

```

'----- GLOBAL CONSTANTS & SYMBOLS -----'

```

GLOBAL Aij() AS EXT 'array for Shekel's Foxholes function
GLOBAL EulerConst, Pi, Pi2, Pi4, TwoPi, FourPi, e, Root2 AS EXT 'mathematical constants
GLOBAL Alphabet$, Digits$, RunID$ 'upper/lower case alphabet, digits 0-9 & Run ID
GLOBAL Quote$, SpecialCharacters$ 'quotation mark & special symbols
GLOBAL Mu0, Eps0, c, eta0 AS EXT 'E&M constants
GLOBAL Rad2Deg, Deg2Rad, Feet2Meters, Meters2Feet, Inches2Meters, Meters2Inches AS EXT 'conversion factors
GLOBAL Miles2Meters, Meters2Miles, NautMi2Meters, Meters2NautMi AS EXT 'conversion factors
GLOBAL ScreenWidth$, ScreenHeight$ 'screen width & height
GLOBAL xOffset$, yOffset$ 'offsets for probe plot windows
GLOBAL FunctionNumber$
GLOBAL AddNoiseToPBM2$

```

'----- TEST FUNCTION DECLARATIONS -----'

```

DECLARE FUNCTION F1(R(),Nd$,p$,j$) 'F1 (n-D)
DECLARE FUNCTION F2(R(),Nd$,p$,j$) 'F2 (n-D)
DECLARE FUNCTION F3(R(),Nd$,p$,j$) 'F3 (n-D)
DECLARE FUNCTION F4(R(),Nd$,p$,j$) 'F4 (n-D)
DECLARE FUNCTION F5(R(),Nd$,p$,j$) 'F5 (n-D)
DECLARE FUNCTION F6(R(),Nd$,p$,j$) 'F6 (n-D)
DECLARE FUNCTION F7(R(),Nd$,p$,j$) 'F7 (n-D)
DECLARE FUNCTION F8(R(),Nd$,p$,j$) 'F8 (n-D)
DECLARE FUNCTION F9(R(),Nd$,p$,j$) 'F9 (n-D)
DECLARE FUNCTION F10(R(),Nd$,p$,j$) 'F10 (n-D)
DECLARE FUNCTION F11(R(),Nd$,p$,j$) 'F11 (n-D)
DECLARE FUNCTION F12(R(),Nd$,p$,j$) 'F12 (n-D)
DECLARE FUNCTION u(Xi,a,k,m) 'Auxiliary function for F12 & F13
DECLARE FUNCTION F13(R(),Nd$,p$,j$) 'F13 (n-D)
DECLARE FUNCTION F14(R(),Nd$,p$,j$) 'F14 (n-D)
DECLARE FUNCTION F15(R(),Nd$,p$,j$) 'F15 (n-D)
DECLARE FUNCTION F16(R(),Nd$,p$,j$) 'F16 (n-D)
DECLARE FUNCTION F17(R(),Nd$,p$,j$) 'F17 (n-D)
DECLARE FUNCTION F18(R(),Nd$,p$,j$) 'F18 (n-D)
DECLARE FUNCTION F19(R(),Nd$,p$,j$) 'F19 (n-D)
DECLARE FUNCTION F20(R(),Nd$,p$,j$) 'F20 (n-D)
DECLARE FUNCTION F21(R(),Nd$,p$,j$) 'F21 (n-D)
DECLARE FUNCTION F22(R(),Nd$,p$,j$) 'F22 (n-D)
DECLARE FUNCTION F23(R(),Nd$,p$,j$) 'F23 (n-D)
DECLARE FUNCTION F24(R(),Nd$,p$,j$) 'F24 (n-D)
DECLARE FUNCTION F25(R(),Nd$,p$,j$) 'F25 (n-D)
DECLARE FUNCTION F26(R(),Nd$,p$,j$) 'F26 (n-D)

```

```

DECLARE FUNCTION F27(R(),Nd%,p%,j%)          'F27 (n-D)
DECLARE FUNCTION ParrottF4(R(),Nd%,p%,j%)    'Parrott F4 (1-D)
DECLARE FUNCTION SGO(R(),Nd%,p%,j%)         'SGO Function (2-D)
DECLARE FUNCTION GoldsteinPrice(R(),Nd%,p%,j%) 'Goldstein-Price Function (2-D)
DECLARE FUNCTION StepFunction(R(),Nd%,p%,j%) 'Step Function (n-D)
DECLARE FUNCTION Schwefel226(R(),Nd%,p%,j%) 'Schwefel Prob. 2.26 (n-D)
DECLARE FUNCTION Colville(R(),Nd%,p%,j%)    'Colville Function (4-D)
DECLARE FUNCTION Griewank(R(),Nd%,p%,j%)    'Griewank (n-D)
DECLARE FUNCTION Himmelblau(R(),Nd%,p%,j%) 'Himmelblau (2-D)
DECLARE FUNCTION Rosenbrock(R(),Nd%,p%,j%) 'Rosenbrock (n-D)
DECLARE FUNCTION Sphere(R(),Nd%,p%,j%)     'Sphere (n-D)
DECLARE FUNCTION PBM_1(R(),Nd%,p%,j%)      'PBM Benchmark #1
DECLARE FUNCTION PBM_2(R(),Nd%,p%,j%)      'PBM Benchmark #2
DECLARE FUNCTION PBM_3(R(),Nd%,p%,j%)      'PBM Benchmark #3
DECLARE FUNCTION PBM_4(R(),Nd%,p%,j%)      'PBM Benchmark #4
DECLARE FUNCTION PBM_5(R(),Nd%,p%,j%)      'PBM Benchmark #5

'----- SUB DECLARATIONS -----
DECLARE SUB CheckNECFiles(NECFileError$)
DECLARE SUB GetTestFunctionNumber(FunctionName$)
DECLARE SUB FillArrayAij
DECLARE SUB ResetDecisionSpaceBoundaries(Nd%,XiMin(),XiMax(),StartingXiMin(),StartingXiMax())
DECLARE SUB Plot3DbestProbeTrajectories(NumTrajectories%,M(),R(),XiMin(),XiMax(),Np%,Nd%,LastStep$,FunctionName$)
DECLARE SUB Plot2DbestProbeTrajectories(NumTrajectories%,M(),R(),XiMin(),XiMax(),Np%,Nd%,LastStep$,FunctionName$)
DECLARE SUB Plot2DindividualProbeTrajectories(NumTrajectories%,M(),R(),XiMin(),XiMax(),Np%,Nd%,LastStep$,FunctionName$)
DECLARE SUB SelectTestFunction(FunctionName$)
DECLARE SUB Show2DProbes(R(),Np%,Nt%,j%,XiMin(),XiMax(),Frep,BestFitness,BestProbeNumber%,BestTimeStep$,FunctionName$,RepositionFactor$,Gamma)
DECLARE SUB StatusWindow(FunctionName$,StatusWindowHandle???)
DECLARE SUB
DisplayRunParameters(FunctionName$,Nd%,Np%,Nt%,G,DeltaT,Alpha,Beta,Frep,R(),A(),M(),PlaceInitialProbes$,InitialAcceleration$,RepositionFactor$,RunCFO$,ShrinkDS$,CheckForEarlyTermination$)
DECLARE SUB GetBestFitness(M(),Np%,StepNumber$,BestFitness,BestProbeNumber%,BestTimeStep$)
DECLARE SUB
Tabulate1DprobeCoordinates(Max1DprobesPlotted%,Nd%,Np%,LastStep$,G,DeltaT,Alpha,Beta,Frep,R(),M(),PlaceInitialProbes$,InitialAcceleration$,RepositionFactor$,FunctionName$,Gamma)
DECLARE SUB GetPlotAnnotation(PlotAnnotation$,Nd%,Np%,Nt%,G,DeltaT,Alpha,Beta,Frep,M(),PlaceInitialProbes$,InitialAcceleration$,RepositionFactor$,FunctionName$,Gamma)
DECLARE SUB ChangeRunParameters(NumProbesPerDimension%,Np%,Nd%,Nt%,G,Alpha,Beta,DeltaT,Frep,PlaceInitialProbes$,InitialAcceleration$,RepositionFactor$,FunctionName$)
DECLARE SUB CLEANUP
DECLARE SUB DisplayBestFitness(Np%,Nd%,LastStep$,M(),R(),BestFitnessProbeNumber%,BestFitnessTimeStep$,FunctionName$)
DECLARE SUB
Plot1DprobePositions(Max1DprobesPlotted%,Nd%,Np%,LastStep$,G,DeltaT,Alpha,Beta,Frep,R(),M(),PlaceInitialProbes$,InitialAcceleration$,RepositionFactor$,FunctionName$,Gamma)
DECLARE SUB DisplayMmatrix(Np%,Nt%,M())
DECLARE SUB DisplayMmatrixThisTimeStep(Np%,j$,M())
DECLARE SUB DisplayAmatrix(Np%,Nd%,Nt%,A())
DECLARE SUB DisplayAmatrixThisTimeStep(Np%,Nd%,j$,A())
DECLARE SUB DisplayRmatrix(Np%,Nd%,Nt%,R())
DECLARE SUB DisplayRmatrixThisTimeStep(Np%,Nd%,j$,R(),Gamma)
DECLARE SUB DisplayXiMinMax(Nd%,XiMin(),XiMax())
DECLARE SUB DisplayRunParameters2(FunctionName$,Nd%,Np%,Nt%,G,DeltaT,Alpha,Beta,Frep,PlaceInitialProbes$,InitialAcceleration$,RepositionFactor$)
DECLARE SUB PlotBestProbeVsTimeStep(Nd%,Np%,LastStep$,G,DeltaT,Alpha,Beta,Frep,M(),PlaceInitialProbes$,InitialAcceleration$,RepositionFactor$,FunctionName$,Gamma)
DECLARE SUB PlotBestFitnessEvolution(Nd%,Np%,LastStep$,G,DeltaT,Alpha,Beta,Frep,M(),PlaceInitialProbes$,InitialAcceleration$,RepositionFactor$,FunctionName$,Gamma)
DECLARE SUB PlotAverageDistance(Nd%,Np%,LastStep$,G,DeltaT,Alpha,Beta,Frep,M(),PlaceInitialProbes$,InitialAcceleration$,RepositionFactor$,FunctionName$,R(),DiagLength,Gamma)
DECLARE SUB Plot2Dfunction(FunctionName$,XiMin(),XiMax(),R())
DECLARE SUB Plot1Dfunction(FunctionName$,XiMin(),XiMax(),R())
DECLARE SUB GetFunctionRunParameters(FunctionName$,Nd%,Np%,Nt%,G,DeltaT,Alpha,Beta,Frep,R(),A(),M(),XiMin(),XiMax(),StartingXiMin(),StartingXiMax(),_
DiagLength,PlaceInitialProbes$,InitialAcceleration$,RepositionFactor$)
DECLARE SUB InitialProbeDistribution(Np%,Nd%,Nt%,XiMin(),XiMax(),R(),PlaceInitialProbes$,Gamma)
DECLARE SUB InitialProbeAccelerations(Np%,Nd%,A(),InitialAcceleration$,MaxInitialRandomAcceleration,MaxInitialFixedAcceleration)
DECLARE SUB RetrieveErrantProbes(Np%,Nd%,j%,XiMin(),XiMax(),R(),M(),RepositionFactor$,Frep)
DECLARE SUB CFO(Nd%,Np%,Nt%,G,DeltaT,Alpha,Beta,Frep,R(),A(),M(),XiMin(),XiMax(),DiagLength,PlaceInitialProbes$,InitialAcceleration$,_
RepositionFactor$,FunctionName$,LastStep$,CheckForEarlyTermination$,BestFitnessThisRun,GammaRunNumber%,NumGammaRuns$,Gamma,BestOverallFitness,ShrinkDS$,MaxProbesPerAxis$,MinProbesPerAxis$,_

```

```

        AbsoluteRunNumber%, TotalRuns%)
DECLARE SUB ThreeDplot (PlotFileName$, PlotTitle$, Annotation$, xCoord$, yCoord$, zCoord$, _
        XaxisLabel$, YaxisLabel$, ZaxisLabel$, zMin$, zMax$, GnuPlotEXES$, A$, xStart$, xStop$, yStart$, yStop%)
DECLARE SUB ThreeDplot2 (PlotFileName$, PlotTitle$, Annotation$, xCoord$, yCoord$, zCoord$, XaxisLabel$, _
        YaxisLabel$, ZaxisLabel$, zMin$, zMax$, GnuPlotEXES$, A$, xStart$, xStop$, yStart$, yStop%)
DECLARE SUB TwoDplot (PlotFileName$, PlotTitle$, xCoord$, yCoord$, XaxisLabel$, YaxisLabel$, _
        LogXaxis$, LogYaxis$, xMin$, xMax$, yMin$, yMax$, xTics$, yTics$, GnuPlotEXES$, LineType$, Annotation%)
DECLARE SUB TwoDplot2Curves (PlotFileName1$, PlotFileName2$, PlotTitle$, Annotation$, xCoord$, yCoord$, XaxisLabel$, YaxisLabel$, _
        LogXaxis$, LogYaxis$, xMin$, xMax$, yMin$, yMax$, xTics$, yTics$, GnuPlotEXES$, LineSize)
DECLARE SUB TwoDplot3curves (NumCurves%, PlotFileName1$, PlotFileName2$, PlotFileName3$, PlotTitle$, Annotation$, xCoord$, yCoord$, XaxisLabel$, YaxisLabel$, _
        LogXaxis$, LogYaxis$, xMin$, xMax$, yMin$, yMax$, xTics$, yTics$, GnuPlotEXES)
DECLARE SUB CreateGnuPlotINIfile (PlotWindowULC_X%, PlotWindowULC_Y%, PlotWindowWidth%, PlotWindowHeight%)
DECLARE SUB Delay (NumSecs)
DECLARE SUB MathematicalConstants
DECLARE SUB AlphabetAndDigits
DECLARE SUB SpecialSymbols
DECLARE SUB EMconstants
DECLARE SUB ConversionFactors
DECLARE SUB ShowConstants
'----- FUNCTION DECLARATIONS -----
DECLARE FUNCTION SlopeRatio (M(), Np%, StepNumber&)
DECLARE CALLBACK FUNCTION DlgProc
DECLARE FUNCTION HasFITNESSsaturated$ (Nsteps&, j&, Np%, Nd%, M(), R(), DiagLength)
DECLARE FUNCTION HasDAVGsaturated$ (Nsteps&, j&, Np%, Nd%, M(), R(), DiagLength)
DECLARE FUNCTION OscillationInDavg$ (j&, Np%, Nd%, M(), R(), DiagLength)
DECLARE FUNCTION DavgThisStep (j&, Np%, Nd%, M(), R(), DiagLength)
DECLARE FUNCTION NoSpaces$ (X, NumDigits%)
DECLARE FUNCTION FormatFP$ (X, Ndigits%)
DECLARE FUNCTION FormatInteger$ (M%)
DECLARE FUNCTION TerminateNowForSaturation$ (j&, Nd%, Np%, Nt&, G, DeltaT, Alpha, Beta, R(), A(), M())
DECLARE FUNCTION MagVector (V(), N%)
DECLARE FUNCTION UniformDeviate (u&&)
DECLARE FUNCTION RandomNum (a, b)
DECLARE FUNCTION GaussianDeviate (Mu, Sigma)
DECLARE FUNCTION UnitStep (X)
DECLARE FUNCTION Fibonacci&& (N%)
DECLARE FUNCTION ObjectiveFunction (R(), Nd%, p%, j&, FunctionName$)
DECLARE FUNCTION UnitStep (X)
'=====
'----- MAIN PROGRAM -----
FUNCTION PBMAIN () AS LONG
'   ----- CFO Parameters -----
LOCAL Nd%, Np%, Nt&
LOCAL G, DeltaT, Alpha, Beta, Freq AS EXT
LOCAL PlaceInitialProbes$, InitialAcceleration$, RepositionFactor$
LOCAL R(), A(), M() AS EXT 'position, acceleration & fitness matrices
LOCAL XiMin(), XiMax(), StartingXiMin(), StartingXiMax() AS EXT 'decision space boundaries
LOCAL FunctionName$ 'name of objective function
LOCAL DiagLength AS EXT
'   ----- Miscellaneous Setup Parameters -----
LOCAL StartingG, StartingDeltaT, StartingAlpha, StartingBeta, StartingFreq AS EXT
LOCAL N%, i%, YN%
LOCAL A$
LOCAL NumGammaRuns%, GammaRunNumber%, BestRunNumber%, TotalFunctionEvaluations&&, AbsoluteRunNumber%, AbsoluteBestRunNumber%
LOCAL Gamma, StartingGamma, StoppingGamma, BestFitnessThisRun, BestOverallFitness AS EXT
LOCAL MinAlpha, MaxAlpha, MinG, MaxG, BestAlpha, BestG AS EXT
LOCAL NumAlphaRuns%, NumGruns%, GrunNumber%, AlphaRunNumber%
LOCAL NumTrajectories%
LOCAL Max1DprobesPlotted%
LOCAL BestFitnessProbeNumber%, BestFitnessTimeStep&, BestNumProbes%, MaxProbesPerAxis%, MinProbesPerAxis%, NumProbesPerAxis%, NumProbeRuns%, TotalRuns%

```

```

LOCAL RunCFO$, CFOversion$
LOCAL StatusWindowHandle???
LOCAL LastStep$
LOCAL CheckForEarlyTermination$ 'early termination checking? (YES/NO)
LOCAL ShrinkDS$ 'adaptively shrink DS? (YES/NO)
LOCAL NECfileError$
' ----- Global Constants -----
REDIM Aij(1 TO 2, 1 TO 25) '(GLOBAL array for Shekel's Foxholes function)
CALL FillArrayAij
CALL MathematicalConstants 'NOTE: Calling order is important!!
CALL AlphabetAndDigits
CALL SpecialSymbols
CALL EMconstants
CALL ConversionFactors      ': CALL ShowConstants 'to verify constants have been set
xOffset& = 20 : yOffset& = 20 'offsets for successive probe position plots
' ----- General Setup -----
CFOversion$ = "CFO Ver. 02-07-2010"
RANDOMIZE TIMER 'seed random number generator with program start time
DESKTOP GET SIZE TO ScreenWidth&, ScreenHeight& 'get screen size (global variables)
IF DIR$("wgnuplot.exe") = "" THEN
    MSGBOX("WARNING! 'wgnuplot.exe' not found. Run terminated.") : EXIT FUNCTION
END IF
IF DIR$("ProbeCoordinates.DAT") <> "" THEN KILL "ProbeCoordinates.DAT" 'get rid of this file to avoid confusion
IF DIR$("Frep.DAT") <> "" THEN KILL "Frep.DAT" 'ditto
' ----- CFO RUN PARAMETERS -----
MaxLDprobesPlotted% = 15 : MaxLDprobesPlotted% = MIN(15,MaxLDprobesPlotted%) '15 MAX!
CALL GetTestFunctionNumber(FunctionName$) : exit function 'DEBUG
CALL GetFunctionRunParameters(FunctionName$,Nd$,Np$,Nt&,G,DeltaT,Alpha,Beta,Frep,R(),A(),M(),XiMin(),XiMax(),StartingXiMin(),StartingXiMax(),_
    DiagLength,PlaceInitialProbes$,InitialAcceleration$,RepositionFactor$)
' !! NOTE !! IN THIS VERSION Np% IS IGNORED BECAUSE THE PROGRAM LOOPS ON Np/Nd (= 2-8 by 2) AND COMPUTES Np FROM Np = (Np/Nd)*Nd.
' BUT THE PROGRAM STILL RETURNS Np FROM THIS SUBROUTINE (TOO MUCH OF A BOTHER TO TAKE IT OUT ...).
StartingG = G : StartingDeltaT = DeltaT : StartingAlpha = Alpha : StartingBeta = Beta : StartingFrep = Frep
' IMPORTANT NOTE: Arrays XiMin() & XiMax() are dimensioned (1 TO Nd%) in SUB GetFunctionRunParameters
REDIM R(1 TO Np%, 1 TO Nd%, 0 TO Nt&), A(1 TO Np%, 1 TO Nd%, 0 TO Nt&), M(1 TO Np%, 0 TO Nt&) 'position, acceleration & fitness matrices
' ----- PLOT 1D and 2D FUNCTIONS ON-SCREEN FOR VISUALIZATION -----
IF Nd% = 2 AND INSTR(FunctionName$,"PBM_") > 0 THEN
    CALL CheckNECFiles(NECfileError$)
    IF NECfileError$ = "YES" THEN
        EXIT FUNCTION
    ELSE
        MSGBOX("Begin computing plot of function "+FunctionName$+"? May take a while - be patient...")
    END IF
END IF
SELECT CASE Nd%
CASE 1 : CALL Plot1Dfunction(FunctionName$,XiMin(),XiMax(),R()) : REDIM R(1 TO Np%, 1 TO Nd%, 0 TO Nt&) 'erases coordinate data in R()used to plot function
CASE 2 : CALL Plot2Dfunction(FunctionName$,XiMin(),XiMax(),R()) : REDIM R(1 TO Np%, 1 TO Nd%, 0 TO Nt&) 'ditto
END SELECT
' ----- DISPLAY PARAMETERS & RUN CFO -----
CALL
DisplayRunParameters(FunctionName$,Nd$,Np$,Nt&,G,DeltaT,Alpha,Beta,Frep,R(),A(),M(),PlaceInitialProbes$,InitialAcceleration$,RepositionFactor$,RunCFO$,ShrinkDS$,CheckForEarlyTermination$)
IF RunCFO$ = "YES" THEN 'run CFO
    CALL StatusWindow(FunctionName$+"", "+CFOversion$,StatusWindowHandle???)
    MinAlpha = 2## : MaxAlpha = 4## : NumAlphaRuns% = 1 'ALPHA LOOP
    MinG = 2## : MaxG = 3## : NumGruns% = 1 'G LOOP
    MinProbesPerAxis% = 2 : MaxProbesPerAxis% = 14 '(by 2) 'Np/Nd LOOP (Initial Probe Dist'n)
    NumProbeRuns% = 1 + (MaxProbesPerAxis%-MinProbesPerAxis%)\2
    StartingGamma = 0## : StoppingGamma = 1## : NumGammaRuns% = 11 'GAMMA LOOP
    TotalRuns% = NumAlphaRuns%*NumGruns%*NumProbeRuns%*NumGammaRuns%
    MSGBOX("Tot Runs="+STR$(TotalRuns%))' : EXIT FUNCTION
' ----- Output Data File & Header -----
N% = FREEFILE : OPEN FunctionName$+".DAT" FOR OUTPUT AS #N%

```

```

PRINT #N%, "Run ID: "+RunID$+CHR$(13)+CHR$(13)+"FUNCTION: "+UCASE$(FunctionName$)+CHR$(13)+CHR$(13)

PRINT #N%, _
"Run #      Gamma      Nt      Nd      Np      G      DelT      Alpha      Beta      #Steps      Neval      Frep      Fitness      Initial Probes" + CHR$(13) + _
"-----"
A$ = _
"#####  #####  #####  #####  #####  ###.##  ##.##  ##.##  #####  #####  #.#####\  #####.#####  \  \  \"
UNIFORM ON-AXIS

PRINT #N%, USING$(A$,0,StartingGamma,Nt&,Nd&,Np&,StartingG,StartingDeltaT,StartingAlpha,StartingBeta,0,0,StartingFrep,LEFT$(RepositionFactor$,1),-9999,PlaceInitialProbes$)
'header

PRINT #N%,_
"-----"

BestOverallFitness = -1E4200 'very large negative number...

TotalFunctionEvaluations&& = 0

AbsoluteRunNumber% = 0

----- ALPHA LOOP -----
FOR AlphaRunNumber% = 1 TO NumAlphaRuns%
    Alpha = MinAlpha + (AlphaRunNumber%-1)*(MaxAlpha-MinAlpha)/(NumAlphaRuns%-1)
    IF NumAlphaRuns% = 1 THEN Alpha = StartingAlpha
'----- Gravitational Constant, G LOOP -----
FOR GrunNumber% = 1 TO NumGruns%
    G = MinG + (GrunNumber%-1)*(MaxG-MinG)/(NumGruns%-1)
    IF NumGruns% = 1 THEN G = StartingG
'----- Np/Nd LOOP -----
FOR NumProbesPerAxis% = MinProbesPerAxis% TO MaxProbesPerAxis% STEP 2 '2/4/6/.../MaxProbesPerAxis% probes per axis
    Np% = NumProbesPerAxis%*Nd% 'sets Np% regardless of what Sub GetFunctionRunParameters() returns.
'----- GAMMA LOOP -----
FOR GammaRunNumber% = 1 TO NumGammaRuns%
    INCR AbsoluteRunNumber%
    Gamma = StartingGamma + (GammaRunNumber%-1)*(StoppingGamma-StartingGamma)/(NumGammaRuns%-1)
    IF NumGammaRuns% = 1 THEN Gamma = StartingGamma
    'G = StartingG
    DeltaT = StartingDeltaT
    'Alpha = StartingAlpha
    Beta = StartingBeta
    Frep = StartingFrep
    CALL ResetDecisionSpaceBoundaries(Nd%,XiMin(),XiMax(),StartingXiMin(),StartingXiMax())
    CALL CFO(Nd%,Np%,Nt&,G,DeltaT,Alpha,Beta,Frep,R(),A(),M(),XiMin(),XiMax(),DiagLength,PlaceInitialProbes$,InitialAcceleration$, _
RepositionFactor$,FunctionName$,LastStep&,CheckForEarlyTermination$,BestFitnessThisRun,GammaRunNumber%,NumGammaRuns%,Gamma,BestOverallFitness,ShrinkD$$,MaxProbesPerAxis%,MinProbes
PerAxis%,_
    AbsoluteRunNumber%,TotalRuns%)
    IF BestFitnessThisRun >= BestOverallFitness THEN
        AbsoluteBestRunNumber% = AbsoluteRunNumber% : BestOverallFitness = BestFitnessThisRun : BestRunNumber% = GammaRunNumber% : BestNumProbes% = Np% : BestG = G :
BestAlpha = Alpha
    END IF
    TotalFunctionEvaluations&& = TotalFunctionEvaluations&& + (LastStep&+1)*Np%
    PRINT #N%, USING$(A$,AbsoluteRunNumber%,Gamma,Nt&,Nd&,Np%,G,DeltaT,Alpha,Beta,LastStep&,(LastStep&+1)*Np%,Frep,_
LEFT$(RepositionFactor$,1),BestFitnessThisRun,PlaceInitialProbes$)
NEXT GammaRunNumber% 'GAMMA LOOP
NEXT NumProbesPerAxis% 'Np/Nd LOOP
NEXT GrunNumber% 'G LOOP
NEXT AlphaRunNumber% 'ALPHA LOOP

PRINT #N%, CHR$(13)+USINGS(" Total Function Evaluations: #####",TotalFunctionEvaluations&&)+CHR$(13)

----- Re-Run Best Run for Final Results -----
Gamma = StartingGamma + (BestRunNumber%-1)*(StoppingGamma-StartingGamma)/(NumGammaRuns%-1)
MSGBOX(" Best Run#="+STR$(AbsoluteBestRunNumber%)+ " Gamma="+STR$(Gamma))
'G = StartingG
DeltaT = StartingDeltaT
'Alpha = StartingAlpha
Beta = StartingBeta
Frep = StartingFrep
Np% = BestNumProbes%
G = BestG
Alpha = BestAlpha
REDIM R(1 TO Np%, 1 TO Nd%, 0 TO Nt&), A(1 TO Np%, 1 TO Nd%, 0 TO Nt&), M(1 TO Np%, 0 TO Nt&) 'must redim these matrices because Np has changed
CALL ResetDecisionSpaceBoundaries(Nd%,XiMin(),XiMax(),StartingXiMin(),StartingXiMax())
MSGBOX("Best run input parameters:"+CHR$(13)+CHR$(13)+_
"Nd="+STR$(Nd%)+ " Np="+STR$(Np%)+ " Nt="+STR$(Nt&)+ " G="+STR$(G)+ " DelT="+STR$(DeltaT)+ " Alpha="+STR$(Alpha)+ " Beta="+STR$(Beta)+ " Frep="+STR$(Frep)+ "
Gamma="+STR$(Gamma)+CHR$(13))
CALL CFO(Nd%,Np%,Nt&,G,DeltaT,Alpha,Beta,Frep,R(),A(),M(),XiMin(),XiMax(),DiagLength,PlaceInitialProbes$,InitialAcceleration$, _

```

```

RepositionFactor$,FunctionName$,LastStep&,CheckForEarlyTermination$,BestFitnessThisRun,BestRunNumber%,NumGammaRuns%,Gamma,BestOverallFitness,ShrinkDS$,MaxProbesPerAxis%,MinProbesPerAxis%,_
    AbsoluteRunNumber%,TotalRuns%)
    MSGBOX("Best CFO run completed...")
    CALL ResetDecisionSpaceBoundaries(Nd%,XiMin(),XiMax(),StartingXiMin(),StartingXiMax())
    PRINT #N%,"-----"
    PRINT #N%, USING$(A$,AbsoluteBestRunNumber$,Gamma,Nt&,Nd$,BestNumProbes$,G,DeltaT,Alpha,Beta,LastStep&,(LastStep&+1)*Np$,Frep,_,_
        LEFT$(RepositionFactor$,1),BestFitnessThisRun,PlaceInitialProbes$)
    CLOSE #N%
ELSE
    GOTO ExitPBMAIN
END IF
' ----- Display Best Fitness -----
CALL DisplayBestFitness(Np%,Nd%,LastStep&,M(),R(),BestFitnessProbeNumber%,BestFitnessTimeStep&,FunctionName$)
' ----- PLOT EVOLUTION OF BEST FITNESS, AVG DISTANCE & BEST PROBE # -----
CALL PlotBestFitnessEvolution(Nd%,Np%,LastStep&,G,DeltaT,Alpha,Beta,Frep,M(),PlaceInitialProbes$,InitialAcceleration$,RepositionFactor$,FunctionName$,Gamma)
CALL PlotAverageDistance(Nd%,Np%,LastStep&,G,DeltaT,Alpha,Beta,Frep,M(),PlaceInitialProbes$,InitialAcceleration$,RepositionFactor$,FunctionName$,R(),DiagLength,Gamma)
CALL PlotBestProbeVsTimeStep(Nd%,Np%,LastStep&,G,DeltaT,Alpha,Beta,Frep,M(),PlaceInitialProbes$,InitialAcceleration$,RepositionFactor$,FunctionName$,Gamma)
' ----- PLOT TRAJECTORIES OF BEST PROBES FOR 2/3-D FUNCTIONS -----
IF Nd% = 2 THEN
    NumTrajectories% = 10 : CALL Plot2DbestProbeTrajectories(NumTrajectories%,M(),R(),XiMin(),XiMax(),Np%,Nd%,LastStep&,FunctionName$)
    NumTrajectories% = 16 : CALL Plot2DindividualProbeTrajectories(NumTrajectories%,M(),R(),XiMin(),XiMax(),Np%,Nd%,LastStep&,FunctionName$)
END IF
IF Nd% = 3 THEN
    NumTrajectories% = 4 : CALL Plot3DbestProbeTrajectories(NumTrajectories%,M(),R(),XiMin(),XiMax(),Np%,Nd%,LastStep&,FunctionName$)
END IF
' ----- For 1-D Objective Functions, Tabulate Probe Coordinates & if Np% =< Max1DProbesPlotted% Plot Evolution of Probe Positions -----
IF Nd% = 1 THEN
    CALL
    Tabulate1DProbeCoordinates(Max1DprobesPlotted%,Nd%,Np%,LastStep&,G,DeltaT,Alpha,Beta,Frep,R(),M(),PlaceInitialProbes$,InitialAcceleration$,RepositionFactor$,FunctionName$,Gamma)
    IF Np% =< Max1DprobesPlotted% THEN CALL
    Plot1DProbePositions(Max1DprobesPlotted%,Nd%,Np%,LastStep&,G,DeltaT,Alpha,Beta,Frep,R(),M(),PlaceInitialProbes$,InitialAcceleration$,RepositionFactor$,FunctionName$,Gamma)
    CALL CLEANUP 'delete probe coordinate plot files, if any
END IF
ExitPBMAIN:
END FUNCTION 'PBMAIN()
'===== CFO SUBROUTINE =====
=====
SUB CFO(Nd%,Np%,Nt&,G,DeltaT,Alpha,Beta,Frep,R(),A(),M(),XiMin(),XiMax(),DiagLength,PlaceInitialProbes$,InitialAcceleration$,_,_
    RepositionFactor$,FunctionName$,LastStep&,CheckForEarlyTermination$,BestFitnessThisRun,GammaRunNumber%,NumGammaRuns%,Gamma,BestOverallFitness,ShrinkDS$,MaxProbesPerAxis%,MinProbesPerAxis%,_
    AbsoluteRunNumber%,TotalRuns%)
LOCAL p%, i%, j% 'Standard Indices: Probe #, Coordinate #, Time Step #
LOCAL k%, L% 'Dummy summation indices
LOCAL SumSQ, Denom, Numerator, MaxInitialRandomAcceleration, MaxInitialFixedAcceleration AS EXT
LOCAL StepNumber&, BestProbeNumber%, BestTimeStep&
LOCAL BestFitness AS EXT
LOCAL DavgOscillation$, DavgSaturation$, FitnessSaturation$
LOCAL NstepsDavgSat&, NstepsFitnessSat&
LOCAL RatioOfSuccessiveSlopes AS EXT
REDIM R(1 TO Np%, 1 TO Nd%, 0 TO Nt&), A(1 TO Np%, 1 TO Nd%, 0 TO Nt&), M(1 TO Np%, 0 TO Nt&) 're-initializes Position Vector/Acceleration/Fitness matrices to zero
'STEP (A1) ----- Compute Initial Probe Distribution (Step 0)-----
CALL InitialProbeDistribution(Np%,Nd%,Nt&,XiMin(),XiMax(),R(),PlaceInitialProbes$,Gamma)
IF Nd% = 2 THEN 'plot 2-D initial probe distribution at Step 0
    CALL CreateGNUplotINIFile(0.1##*ScreenWidth&,0.25##*ScreenHeight&,0.6##*ScreenHeight&,0.6##*ScreenHeight&)
    CALL Show2Dprobes(R(),Np%,Nt&,0,XiMin(),XiMax(),Frep,0##,1,0,FunctionName$,RepositionFactor$,Gamma) 'show initial probes for 2-D functions
END IF
'STEP (A2) ----- Compute Initial Fitness Matrix (Step 0) -----
FOR p% = 1 TO Np% : M(p%,0) = ObjectiveFunction(R(),Nd%,p%,0,FunctionName$) : NEXT p%
'STEP (A3) ----- Compute Initial Probe Accelerations (Step 0)-----
MaxInitialRandomAcceleration = 2## 'maximum value for random initial acceleration: Random[0-MAX]

```



```

MaxInitialFixedAcceleration = 10## 'maximum value for fixed initial acceleration: [0.001-MAX]
CALL InitialProbeAccelerations(Np%,Nd%,A(),InitialAcceleration$,MaxInitialRandomAcceleration,MaxInitialFixedAcceleration)
' ===== LOOP ON TIME STEPS STARTING AT STEP #1 =====
LastStep% = Nt% 'unless run is terminated earlier
BestFitnessThisRun = M(1,0)
FOR j% = 1 TO Nt%
'STEP (B) ----- Compute Probe Position Vectors for this Time Step -----
FOR p% = 1 TO Np% : FOR i% = 1 TO Nd% : R(p%,i%,j%) = R(p%,i%,j%-1) + 0.5##*A(p%,i%,j%-1)*DeltaT^2 : NEXT i% : NEXT p%
'STEP (C) ----- Retrieve Errant Probes -----
CALL RetrieveErrantProbes(Np%,Nd%,j%,XiMin(),XiMax(),R(),M(),RepositionFactor$,Frep)
'STEP (D) ----- Compute Fitness Matrix for Current Probe Distribution -----
FOR p% = 1 TO Np% : M(p%,j%) = ObjectiveFunction(R(),Nd%,p%,j%,FunctionName$) : NEXT p%
'STEP (E) ----- Compute Accelerations Based on Current Probe Distribution & Fitnesses -----
FOR p% = 1 TO Np%
FOR i% = 1 TO Nd%
A(p%,i%,j%) = 0
FOR k% = 1 TO Np%
IF k% <> p% THEN
SumSQ = 0##
FOR L% = 1 TO Nd% : SumSQ = SumSQ + (R(k%,L%,j%) - R(p%,L%,j%))^2 : NEXT L% 'dummy index
Denom = SQR(SumSQ) : Numerator = UnitStep((M(k%,j%) - M(p%,j%))) * (M(k%,j%) - M(p%,j%))
A(p%,i%,j%) = A(p%,i%,j%) + G*(R(k%,i%,j%) - R(p%,i%,j%)) * Numerator^Alpha / Denom^Beta
END IF
NEXT k% 'dummy index
NEXT i% 'coord (dimension) #
NEXT p% 'probe #
' ----- Get Best Fitness & Corresponding Probe # and Time Step -----
CALL GetBestFitness(M(),Np%,j%,BestFitness,BestProbeNumber%,BestTimeStep%)
IF BestFitness >= BestFitnessThisRun THEN BestFitnessThisRun = BestFitness
' ----- Check for Davg OSC and Fitness/Davg SAT & Display Run Status -----
DavgOscillation$ = OscillationInDavg$(j%,Np%,Nd%,M(),R(),DiagLength) 'check for oscillation in Davg
NstepsDavgSat% = 25 'CHANGED TO 25 ON 02-07-2010 '50 '25 'for 100D tests 'used 50 for new paper '15 '# steps for averaging Davg to test for saturation
DavgSaturation$ = HasDAVGSaturated$(NstepsDavgSat%,j%,Np%,Nd%,M(),R(),DiagLength) 'check for saturation of Davg
NstepsFitnessSat% = 25 'CHANGED ON 02-07-2010 '50 '# steps for averaging Fitness to test for saturation
FitnessSaturation$ = HasFITNESSsaturated$(NstepsFitnessSat%,j%,Np%,Nd%,M(),R(),DiagLength) 'check for saturation of best fitness
GRAPHIC SET PIXEL (35,15) : GRAPHIC PRINT "Run #" + REMOVE$(STR$(AbsoluteRunNumber%),ANY" ") + "/" + REMOVE$(STR$(TotalRuns%),ANY" ") + ", " + _
"Step #" + REMOVE$(STR$(j%),ANY" ") + "/" + REMOVE$(STR$(Nt%),ANY" ") + ", Frep=" + REMOVE$(STR$(Frep),ANY" ")
")+ STRING$(10, " ")
GRAPHIC SET PIXEL (35,35) : GRAPHIC PRINT "Gamma=" + REMOVE$(STR$(ROUND(Gamma,4)),ANY" ") + ", Np/Nd=" + REMOVE$(STR$(Np%/Nd%),ANY" ") + STRING$(10, " ")
GRAPHIC SET PIXEL (35,55) : GRAPHIC PRINT "G=" + REMOVE$(STR$(ROUND(G,4)),ANY" ") + ", Alpha=" + REMOVE$(STR$(ROUND(Alpha,4)),ANY" ") + STRING$(10, " ")
GRAPHIC SET PIXEL (35,75) : GRAPHIC PRINT "Best Fitness This Run = " + REMOVE$(STR$(ROUND(BestFitness,8)),ANY" ") + _
"@ Probe #" + REMOVE$(STR$(BestProbeNumber%),ANY" ") + ", Step #" + REMOVE$(STR$(BestTimeStep%),ANY" ") + STRING$(15, " ")
IF AbsoluteRunNumber% = 1 THEN
GRAPHIC SET PIXEL (35,95) : GRAPHIC PRINT "Best Fitness Overall = N/A @ Run #1" + STRING$(15, " ")
ELSE
GRAPHIC SET PIXEL (35,95) : GRAPHIC PRINT "Best Fitness Overall = " + REMOVE$(STR$(ROUND(BestOverallFitness,8)),ANY" ") + STRING$(15, " ")
END IF
GRAPHIC SET PIXEL (35,115) : GRAPHIC PRINT "Osc Davg? " + DavgOscillation$ + ", Sat Davg? " + DavgSaturation$ + ", Sat Fitness? " + FitnessSaturation$ + STRING$(10, " ") :
GRAPHIC REDRAW
' ----- If Variable Frep, Adjust Value-----
IF RepositionFactor$ = "VARIABLE" THEN
Frep = Frep + 0.05##
IF Frep > 1## THEN Frep = 0.05## 'keep Frep in range [0.05,1]
END IF
IF RepositionFactor$ = "RANDOM" THEN Frep = RandomNum(0##,1##) 'set new Frep value randomly
' ----- Starting at Step #20 Shrink Decision Space Around Best Probe Every 10th Step -----
IF ShrinkDS$ = "YES" THEN
IF j% MOD 10 = 0 AND j% >= 20 THEN 'SHRINK DS EVERY 10th STEP STARTING AT STEP #20 'ADDED 02-07-2010
' ----- Shrink Decision Space Around Best Probe up to This Point in Run -----

```

```

FOR i% = 1 TO Nd% : XiMin(i%) = XiMin(i%)+(R(BestProbeNumber%,i%,BestTimeStep%)-XiMin(i%))/2## : XiMax(i%) = XiMax(i%)-(XiMax(i%)-R(BestProbeNumber%,i%,BestTimeStep%))/2##
: NEXT i%

CALL RetrieveErrantProbes(Np%,Nd%,j%,XiMin(),XiMax(),R(),M(),RepositionFactor$,Frep) 'TO RETRIEVE PROBES LYING OUTSIDE SHRUNKEN DS 'ADDED 02-07-2010

END IF

END IF

'STEP (F) ----- Check for Early Run Termination -----
IF CheckForEarlyTermination$ = "YES" THEN 'insert termination test
IF FitnessSaturation = "YES" THEN 'terminate run
LastStep% = j% : EXIT FOR 'time step loop
END IF
END IF
NEXT j% 'END OF TIME STEP LOOP
END SUB 'CFO()

'=====
SUB CheckNECFiles(NECfileError$)
LOCAL N%
NECfileError$ = "NO"
' ----- NEC Files Required for PBM Antenna Benchmarks -----
IF DIR$("n4l_2kl.exe") = "" THEN
MSGBOX("WARNING! 'n4l_2kl.exe' not found. Run terminated.") : NECfileError$ = "YES" : EXIT SUB
END IF
N% = FREEFILE : OPEN "ENDERR.DAT" FOR OUTPUT AS #N% : PRINT #N%, "NO" : CLOSE #N%
N% = FREEFILE : OPEN "FILE_MSG.DAT" FOR OUTPUT AS #N% : PRINT #N%, "NO" : CLOSE #N%
N% = FREEFILE : OPEN "NHSCALE.DAT" FOR OUTPUT AS #N% : PRINT #N%, "0.00001" : CLOSE #N%
END SUB
'-----
FUNCTION SlopeRatio(M(),Np%,StepNumber%)
LOCAL p% 'probe #
LOCAL BestFitnessAtStepNumber, BestFitnessAtStepNumberMinus1, BestFitnessAtStepNumberMinus2, Z AS EXT
IF StepNumber% < 5 THEN 'at least five steps to perform this test
Z = 1## : GOTO ExitSlopeRatio 'assumes no slope change
END IF
BestFitnessAtStepNumber = M(1,StepNumber%) : FOR p% = 1 TO Np% : IF M(p%,StepNumber%) >= BestFitnessAtStepNumber THEN BestFitnessAtStepNumber = M(p%,StepNumber%) : NEXT p%
BestFitnessAtStepNumberMinus1 = M(1,StepNumber%-1) : FOR p% = 1 TO Np% : IF M(p%,StepNumber%-1) >= BestFitnessAtStepNumberMinus1 THEN BestFitnessAtStepNumberMinus1 = M(p%,StepNumber%-1) : NEXT p%
BestFitnessAtStepNumberMinus2 = M(1,StepNumber%-2) : FOR p% = 1 TO Np% : IF M(p%,StepNumber%-2) >= BestFitnessAtStepNumberMinus2 THEN BestFitnessAtStepNumberMinus2 = M(p%,StepNumber%-2) : NEXT p%
Z = (BestFitnessAtStepNumber-BestFitnessAtStepNumberMinus1)/(BestFitnessAtStepNumberMinus1-BestFitnessAtStepNumberMinus2)
ExitSlopeRatio:
SlopeRatio = Z
END FUNCTION
'-----
SUB GetBestFitness(M(),Np%,StepNumber%,BestFitness,BestProbeNumber%,BestTimeStep%)
LOCAL p%, i%, A$
BestFitness = M(1,0)
FOR i% = 0 TO StepNumber%
FOR p% = 1 TO Np%
IF M(p%,i%) >= BestFitness THEN
BestFitness = M(p%,i%) : BestProbeNumber% = p% : BestTimeStep% = i%
END IF
NEXT p%
NEXT i%
END SUB
'===== FUNCTION DEFINITIONS =====
SUB SelectTestFunction(FunctionName$)
LOCAL A$
A$ = INPUTBOX$("Which Function?" + CHR$(13) + "1 - Parrott F4 (1-D)" + CHR$(13) + "2 - SGO (2-D)" + CHR$(13) + "3 - GP (2-D)" + CHR$(13) + "4 - Step (n-D)" + CHR$(13) + "5 - Schwefel 2.26 (n-D)" + CHR$(13) + "6 - Colville (4-D)" + CHR$(13) + "7 - RESERVED" + CHR$(13) + "8 - more", "SELECT OBJECTIVE FUNCTION", "1")

```

```

IF VAL(A$) < 1 OR VAL(A$) > 8 THEN A$ = "1"
SELECT CASE VAL(A$)
CASE 1 : FunctionName$ = "ParrottF4"
CASE 2 : FunctionName$ = "SGO"
CASE 3 : FunctionName$ = "GP"
CASE 4 : FunctionName$ = "STEP"
CASE 5 : FunctionName$ = "SCHWEPFL_226"
CASE 6 : FunctionName$ = "COLVILLE"
CASE 7 : FunctionName$ = "GRIEWANK"
CASE 8 : FunctionName$ = "more"
END SELECT
IF FunctionName$ = "more" THEN
A$ = INPUTBOX$("Which Function?" + CHR$(13) + "1 - F1" + CHR$(13) + "2 - F2" + CHR$(13) + "3 - F3" + CHR$(13) + "4 - F4" + CHR$(13) + _
"5 - F5" + CHR$(13) + "6 - F6" + CHR$(13) + "7 - F7" + CHR$(13) + "8 - more", "SELECT OBJECTIVE FUNCTION", "1")
IF VAL(A$) < 1 OR VAL(A$) > 8 THEN A$ = "1"
SELECT CASE VAL(A$)
CASE 1 : FunctionName$ = "F1"
CASE 2 : FunctionName$ = "F2"
CASE 3 : FunctionName$ = "F3"
CASE 4 : FunctionName$ = "F4"
CASE 5 : FunctionName$ = "F5"
CASE 6 : FunctionName$ = "F6"
CASE 7 : FunctionName$ = "F7"
CASE 8 : FunctionName$ = "more"
END SELECT
END IF
IF FunctionName$ = "more" THEN
A$ = INPUTBOX$("Which Function?" + CHR$(13) + "1 - F8" + CHR$(13) + "2 - F9" + CHR$(13) + "3 - F10" + CHR$(13) + "4 - F11" + CHR$(13) + _
"5 - F12" + CHR$(13) + "6 - F13" + CHR$(13) + "7 - F14" + CHR$(13) + "8 - more", "SELECT OBJECTIVE FUNCTION", "1")
IF VAL(A$) < 1 OR VAL(A$) > 8 THEN A$ = "1"
SELECT CASE VAL(A$)
CASE 1 : FunctionName$ = "F8"
CASE 2 : FunctionName$ = "F9"
CASE 3 : FunctionName$ = "F10"
CASE 4 : FunctionName$ = "F11"
CASE 5 : FunctionName$ = "F12"
CASE 6 : FunctionName$ = "F13"
CASE 7 : FunctionName$ = "F14"
CASE 8 : FunctionName$ = "more"
END SELECT
END IF
IF FunctionName$ = "more" THEN
A$ = INPUTBOX$("Which Function?" + CHR$(13) + "1 - F15" + CHR$(13) + "2 - F16" + CHR$(13) + "3 - F17" + CHR$(13) + "4 - F18" + CHR$(13) + _
"5 - F19" + CHR$(13) + "6 - F20" + CHR$(13) + "7 - F21" + CHR$(13) + "8 - more", "SELECT OBJECTIVE FUNCTION", "1")
IF VAL(A$) < 1 OR VAL(A$) > 8 THEN A$ = "1"
SELECT CASE VAL(A$)
CASE 1 : FunctionName$ = "F15"
CASE 2 : FunctionName$ = "F16"
CASE 3 : FunctionName$ = "F17"
CASE 4 : FunctionName$ = "F18"
CASE 5 : FunctionName$ = "F19"
CASE 6 : FunctionName$ = "F20"
CASE 7 : FunctionName$ = "F21"
CASE 8 : FunctionName$ = "more"
END SELECT
END IF
IF FunctionName$ = "more" THEN
A$ = INPUTBOX$("Which Function?" + CHR$(13) + "1 - F22" + CHR$(13) + "2 - F23" + CHR$(13) + "3 - F24" + CHR$(13) + "4 - F25" + CHR$(13) + _
"5 - F26" + CHR$(13) + "6 - F27" + CHR$(13) + "7 - F28" + CHR$(13) + "8 - more", "SELECT OBJECTIVE FUNCTION", "1")
IF VAL(A$) < 1 OR VAL(A$) > 2 THEN A$ = "1"
SELECT CASE VAL(A$)
CASE 1 : FunctionName$ = "F22"
CASE 2 : FunctionName$ = "F23"
CASE 3 : FunctionName$ = "F24"
CASE 4 : FunctionName$ = "F25"
CASE 5 : FunctionName$ = "F26"
CASE 6 : FunctionName$ = "F27"
CASE 7 : FunctionName$ = "F28"
CASE 8 : FunctionName$ = "more"
END SELECT
END IF
END SUB 'SelectTestFunction()
'-----
FUNCTION ObjectiveFunction(R(),Nd%,p%,j%,FunctionName$) 'Objective function to be MAXIMIZED is defined here
SELECT CASE FunctionName$
CASE "ParrottF4" : ObjectiveFunction = ParrottF4(R(),Nd%,p%,j%) 'Parrott F4 (1-D)
CASE "SGO" : ObjectiveFunction = SGO(R(),Nd%,p%,j%) 'SGO Function (2-D)

```

```

CASE "GP"      : ObjectiveFunction = GoldsteinPrice(R(),Nd%,p%,j%) 'Goldstein-Price Function (2-D)
CASE "STEP"   : ObjectiveFunction = StepFunction(R(),Nd%,p%,j%)  'Step Function (n-D)
CASE "SCHWEFEL226" : ObjectiveFunction = Schwefel226(R(),Nd%,p%,j%) 'Schwefel Prob. 2.26 (n-D)
CASE "COLVILLE" : ObjectiveFunction = Colville(R(),Nd%,p%,j%)   'Colville Function (4-D)
CASE "GRIEWANK"  : ObjectiveFunction = Griewank(R(),Nd%,p%,j%)  'Griewank Function (n-D)
CASE "HIMMELBLAU" : ObjectiveFunction = Himmelblau(R(),Nd%,p%,j%) 'Himmelblau Function (2-D)
CASE "ROSENBRUCK" : ObjectiveFunction = Rosenbrock(R(),Nd%,p%,j%) 'Rosenbrock Function (n-D)
CASE "SPHERE"    : ObjectiveFunction = Sphere(R(),Nd%,p%,j%)    'Sphere Function (n-D)

'
----- GSO Paper Benchmark Functions -----
CASE "F1"      : ObjectiveFunction = F1(R(),Nd%,p%,j%)          'F1 (n-D)
CASE "F2"      : ObjectiveFunction = F2(R(),Nd%,p%,j%)          'F2 (n-D)
CASE "F3"      : ObjectiveFunction = F3(R(),Nd%,p%,j%)          'F3 (n-D)
CASE "F4"      : ObjectiveFunction = F4(R(),Nd%,p%,j%)          'F4 (n-D)
CASE "F5"      : ObjectiveFunction = F5(R(),Nd%,p%,j%)          'F5 (n-D)
CASE "F6"      : ObjectiveFunction = F6(R(),Nd%,p%,j%)          'F6 (n-D)
CASE "F7"      : ObjectiveFunction = F7(R(),Nd%,p%,j%)          'F7 (n-D)
CASE "F8"      : ObjectiveFunction = F8(R(),Nd%,p%,j%)          'F8 (n-D)
CASE "F9"      : ObjectiveFunction = F9(R(),Nd%,p%,j%)          'F9 (n-D)
CASE "F10"     : ObjectiveFunction = F10(R(),Nd%,p%,j%)         'F10 (n-D)
CASE "F11"     : ObjectiveFunction = F11(R(),Nd%,p%,j%)         'F11 (n-D)
CASE "F12"     : ObjectiveFunction = F12(R(),Nd%,p%,j%)         'F12 (n-D)
CASE "F13"     : ObjectiveFunction = F13(R(),Nd%,p%,j%)         'F13 (n-D)
CASE "F14"     : ObjectiveFunction = F14(R(),Nd%,p%,j%)         'F14 (2-D)
CASE "F15"     : ObjectiveFunction = F15(R(),Nd%,p%,j%)         'F15 (4-D)
CASE "F16"     : ObjectiveFunction = F16(R(),Nd%,p%,j%)         'F16 (2-D)
CASE "F17"     : ObjectiveFunction = F17(R(),Nd%,p%,j%)         'F17 (2-D)
CASE "F18"     : ObjectiveFunction = F18(R(),Nd%,p%,j%)         'F18 (2-D)
CASE "F19"     : ObjectiveFunction = F19(R(),Nd%,p%,j%)         'F19 (3-D)
CASE "F20"     : ObjectiveFunction = F20(R(),Nd%,p%,j%)         'F20 (6-D)
CASE "F21"     : ObjectiveFunction = F21(R(),Nd%,p%,j%)         'F21 (4-D)
CASE "F22"     : ObjectiveFunction = F22(R(),Nd%,p%,j%)         'F22 (4-D)
CASE "F23"     : ObjectiveFunction = F23(R(),Nd%,p%,j%)         'F23 (4-D)

'
----- PBM Antenna Benchmarks -----
CASE "PBM_1"   : ObjectiveFunction = PBM_1(R(),Nd%,p%,j%)        'PBM_1 (2-D)
CASE "PBM_2"   : ObjectiveFunction = PBM_2(R(),Nd%,p%,j%)        'PBM_2 (2-D)
CASE "PBM_3"   : ObjectiveFunction = PBM_3(R(),Nd%,p%,j%)        'PBM_3 (2-D)
CASE "PBM_4"   : ObjectiveFunction = PBM_4(R(),Nd%,p%,j%)        'PBM_4 (2-D)
CASE "PBM_5"   : ObjectiveFunction = PBM_5(R(),Nd%,p%,j%)        'PBM_5 (2-D)

END SELECT

END FUNCTION 'ObjectiveFunction()

'-----
SUB ResetDecisionSpaceBoundaries(Nd%,XiMin(),XiMax(),StartingXiMin(),StartingXiMax())
LOCAL i%
  FOR i% = 1 TO Nd% : XiMin(i%) = StartingXiMin(i%) : XiMax(i%) = StartingXiMax(i%) : NEXT i%
END SUB

'-----
SUB GetFunctionRunParameters(FunctionName$,Nd%,Np%,Nt&,G,DeltaT,Alpha,Beta,Frep,R(),A(),M(),XiMin(),XiMax(),StartingXiMin(),StartingXiMax(),_
  DiagLength,PlaceInitialProbes$,InitialAcceleration$,RepositionFactor$)
LOCAL i%, NumProbesPerDimension%, NN%, NumCollinearElements%
SELECT CASE FunctionName$
CASE "ParrottF4"
  Nd% = 1
  NumProbesPerDimension% = 3
  Np% = NumProbesPerDimension%*Nd%

  Nt& = 500
  G = 2##
  Alpha = 2##
  Beta = 2##
  DeltaT = 1##
  Frep = 0.9##

  PlaceInitialProbes$ = "UNIFORM ON-AXIS"
  InitialAcceleration$ = "ZERO"
  RepositionFactor$ = "FIXED"

CALL ChangeRunParameters(NumProbesPerDimension%,Np%,Nd%,Nt&,G,Alpha,Beta,DeltaT,Frep,PlaceInitialProbes$,InitialAcceleration$,RepositionFactor$,FunctionName$)

Nd% = 1 'cannot change dimensionality of Parrott F4 function!

NumProbesPerDimension% = MAX(NumProbesPerDimension%,3) 'at least three for 1-D functions

Np% = NumProbesPerDimension%*Nd%

REDIM XiMin(1 TO Nd%), XiMax(1 TO Nd%) : XiMin(1) = 0## : XiMax(1) = 1##

REDIM StartingXiMin(1 TO Nd%), StartingXiMax(1 TO Nd%) : FOR i% = 1 TO Nd% : StartingXiMin(i%) = XiMin(i%) : StartingXiMax(i%) = XiMax(i%) : NEXT i%
CASE "SGO"
  Nd% = 2
  NumProbesPerDimension% = 4 '10 '4
  Np% = NumProbesPerDimension%*Nd%

  Nt& = 500
  G = 2##
  Alpha = 2##
  Beta = 2##
  DeltaT = 1##
  Frep = 0.5##

```

```

PlaceInitialProbes$ = "UNIFORM ON-AXIS" "'2D GRID"
InitialAcceleration$ = "ZERO"
RepositionFactor$ = "VARIABLE"

CALL ChangeRunParameters(NumProbesPerDimension%,Np%,Nd%,Nt%,G,Alpha,Beta,DeltaT,Frep,PlaceInitialProbes$,InitialAcceleration$,RepositionFactor$,FunctionName$)

Nd% = 2 'cannot change dimensionality of SGO function!

Np% = NumProbesPerDimension%*Nd%

REDIM XiMin(1 TO Nd%), XiMax(1 TO Nd%) : FOR i% = 1 TO Nd% : XiMin(i%) = -50## : XiMax(i%) = 50## : NEXT i%

REDIM StartingXiMin(1 TO Nd%), StartingXiMax(1 TO Nd%) : FOR i% = 1 TO Nd% : StartingXiMin(i%) = XiMin(i%) : StartingXiMax(i%) = XiMax(i%) : NEXT i%

IF PlaceInitialProbes$ = "2D GRID" THEN

    Np% = NumProbesPerDimension%^2 : REDIM R(1 TO Np%, 1 TO Nd%, 0 TO Nt%) 'to create (Np/Nd) x (Np/Nd) grid

END IF

CASE "GP"

    Nd% = 2
    NumProbesPerDimension% = 4 '10
    Np% = NumProbesPerDimension%*Nd%

    Nt% = 500
    G = 2##
    Alpha = 2## '0.2##
    Beta = 2##
    DeltaT = 1##
    Frep = 0.5## '0.8## '0.9##

    PlaceInitialProbes$ = "UNIFORM ON-AXIS" "'2D GRID"
    InitialAcceleration$ = "ZERO"
    RepositionFactor$ = "VARIABLE"

    CALL ChangeRunParameters(NumProbesPerDimension%,Np%,Nd%,Nt%,G,Alpha,Beta,DeltaT,Frep,PlaceInitialProbes$,InitialAcceleration$,RepositionFactor$,FunctionName$)

    Nd% = 2 'cannot change dimensionality of GP function!

    Np% = NumProbesPerDimension%*Nd%

    REDIM XiMin(1 TO Nd%), XiMax(1 TO Nd%) : FOR i% = 1 TO Nd% : XiMin(i%) = -100## : XiMax(i%) = 100## : NEXT i%

    REDIM StartingXiMin(1 TO Nd%), StartingXiMax(1 TO Nd%) : FOR i% = 1 TO Nd% : StartingXiMin(i%) = XiMin(i%) : StartingXiMax(i%) = XiMax(i%) : NEXT i%

    IF PlaceInitialProbes$ = "2D GRID" THEN

        Np% = NumProbesPerDimension%^2 : REDIM R(1 TO Np%, 1 TO Nd%, 0 TO Nt%) 'to create (Np/Nd) x (Np/Nd) grid

    END IF

CASE "STEP"

    Nd% = 2
    NumProbesPerDimension% = 4 '20
    Np% = NumProbesPerDimension%*Nd%

    Nt% = 500
    G = 2##
    Alpha = 2##
    Beta = 2##
    DeltaT = 1##
    Frep = 0.5##

    PlaceInitialProbes$ = "UNIFORM ON-AXIS"
    InitialAcceleration$ = "ZERO"
    RepositionFactor$ = "VARIABLE" "'FIXED"

    CALL ChangeRunParameters(NumProbesPerDimension%,Np%,Nd%,Nt%,G,Alpha,Beta,DeltaT,Frep,PlaceInitialProbes$,InitialAcceleration$,RepositionFactor$,FunctionName$)

    Np% = NumProbesPerDimension%*Nd%

    REDIM XiMin(1 TO Nd%), XiMax(1 TO Nd%) : FOR i% = 1 TO Nd% : XiMin(i%) = -100## : XiMax(i%) = 100## : NEXT i%

    REDIM XiMin(1 TO Nd%), XiMax(1 TO Nd%) : XiMin(1) = 72## : XiMax(1) = 78## : XiMin(2) = 27## : XiMax(2) = 33## 'use this to plot STEP detail

    REDIM StartingXiMin(1 TO Nd%), StartingXiMax(1 TO Nd%) : FOR i% = 1 TO Nd% : StartingXiMin(i%) = XiMin(i%) : StartingXiMax(i%) = XiMax(i%) : NEXT i%

    IF PlaceInitialProbes$ = "2D GRID" THEN

        Np% = NumProbesPerDimension%^2 : REDIM R(1 TO Np%, 1 TO Nd%, 0 TO Nt%) 'to create (Np/Nd) x (Np/Nd) grid

    END IF 'STEP

CASE "SCHWEFEL_226"

    Nd% = 30
    NumProbesPerDimension% = 4
    Np% = NumProbesPerDimension%*Nd%

    Nt% = 500
    G = 2##
    Alpha = 2##
    Beta = 2##
    DeltaT = 1##
    Frep = 0.5##

    PlaceInitialProbes$ = "UNIFORM ON-AXIS"
    InitialAcceleration$ = "ZERO"
    RepositionFactor$ = "VARIABLE"

    CALL ChangeRunParameters(NumProbesPerDimension%,Np%,Nd%,Nt%,G,Alpha,Beta,DeltaT,Frep,PlaceInitialProbes$,InitialAcceleration$,RepositionFactor$,FunctionName$)

    Np% = NumProbesPerDimension%*Nd%

    REDIM XiMin(1 TO Nd%), XiMax(1 TO Nd%) : FOR i% = 1 TO Nd% : XiMin(i%) = -500## : XiMax(i%) = 500## : NEXT i%

    REDIM StartingXiMin(1 TO Nd%), StartingXiMax(1 TO Nd%) : FOR i% = 1 TO Nd% : StartingXiMin(i%) = XiMin(i%) : StartingXiMax(i%) = XiMax(i%) : NEXT i%

    IF PlaceInitialProbes$ = "2D GRID" THEN

```

```

        Np% = NumProbesPerDimension%^2 : REDIM R(1 TO Np%, 1 TO Nd%, 0 TO Nt%) 'to create (Np/Nd) x (Np/Nd) grid
    END IF

CASE "COLVILLE"

    Nd% = 4
    NumProbesPerDimension% = 4 '14
    Np% = NumProbesPerDimension%*Nd%

    Nt% = 500
    G = 2##
    Alpha = 2##
    Beta = 2##
    DeltaT = 1##
    Frep = 0.5##

    PlaceInitialProbes$ = "UNIFORM ON-AXIS"
    InitialAcceleration$ = "ZERO"
    RepositionFactor$ = "VARIABLE"

    CALL ChangeRunParameters(NumProbesPerDimension%,Np%,Nd%,Nt%,G,Alpha,Beta,DeltaT,Frep,PlaceInitialProbes$,InitialAcceleration$,RepositionFactor$,FunctionName$)

    Nd% = 4 'cannot change dimensionality of Colville function!

    Np% = NumProbesPerDimension%*Nd%

    REDIM XiMin(1 TO Nd%), XiMax(1 TO Nd%) : FOR i% = 1 TO Nd% : XiMin(i%) = -10## : XiMax(i%) = 10## : NEXT i%
    REDIM StartingXiMin(1 TO Nd%), StartingXiMax(1 TO Nd%) : FOR i% = 1 TO Nd% : StartingXiMin(i%) = XiMin(i%) : StartingXiMax(i%) = XiMax(i%) : NEXT i%
    IF PlaceInitialProbes$ = "2D GRID" THEN

        Np% = NumProbesPerDimension%^2 : REDIM R(1 TO Np%, 1 TO Nd%, 0 TO Nt%) 'to create (Np/Nd) x (Np/Nd) grid
    END IF

CASE "GRIEWANK"

    Nd% = 2
    NumProbesPerDimension% = 4 '14
    Np% = NumProbesPerDimension%*Nd%

    Nt% = 500
    G = 2##
    Alpha = 2##
    Beta = 2##
    DeltaT = 1##
    Frep = 0.5##

    PlaceInitialProbes$ = "UNIFORM ON-AXIS"
    InitialAcceleration$ = "ZERO"
    RepositionFactor$ = "VARIABLE"

    CALL ChangeRunParameters(NumProbesPerDimension%,Np%,Nd%,Nt%,G,Alpha,Beta,DeltaT,Frep,PlaceInitialProbes$,InitialAcceleration$,RepositionFactor$,FunctionName$)

    Np% = NumProbesPerDimension%*Nd%

    REDIM XiMin(1 TO Nd%), XiMax(1 TO Nd%) : FOR i% = 1 TO Nd% : XiMin(i%) = -600## : XiMax(i%) = 600## : NEXT i%
    REDIM StartingXiMin(1 TO Nd%), StartingXiMax(1 TO Nd%) : FOR i% = 1 TO Nd% : StartingXiMin(i%) = XiMin(i%) : StartingXiMax(i%) = XiMax(i%) : NEXT i%
    IF PlaceInitialProbes$ = "2D GRID" THEN

        Np% = NumProbesPerDimension%^2 : REDIM R(1 TO Np%, 1 TO Nd%, 0 TO Nt%) 'to create (Np/Nd) x (Np/Nd) grid
    END IF

CASE "HIMMELBLAU"

    Nd% = 2
    NumProbesPerDimension% = 4 '14
    Np% = NumProbesPerDimension%*Nd%

    Nt% = 500
    G = 2##
    Alpha = 2##
    Beta = 2##
    DeltaT = 1##
    Frep = 0.5##

    PlaceInitialProbes$ = "UNIFORM ON-AXIS"
    InitialAcceleration$ = "ZERO"
    RepositionFactor$ = "VARIABLE"

    CALL ChangeRunParameters(NumProbesPerDimension%,Np%,Nd%,Nt%,G,Alpha,Beta,DeltaT,Frep,PlaceInitialProbes$,InitialAcceleration$,RepositionFactor$,FunctionName$)

    Nd% = 2 'cannot change dimensionality of Himmelblau function!

    Np% = NumProbesPerDimension%*Nd%

    REDIM XiMin(1 TO Nd%), XiMax(1 TO Nd%) : FOR i% = 1 TO Nd% : XiMin(i%) = -6## : XiMax(i%) = 6## : NEXT i%
    REDIM StartingXiMin(1 TO Nd%), StartingXiMax(1 TO Nd%) : FOR i% = 1 TO Nd% : StartingXiMin(i%) = XiMin(i%) : StartingXiMax(i%) = XiMax(i%) : NEXT i%
    IF PlaceInitialProbes$ = "2D GRID" THEN

        Np% = NumProbesPerDimension%^2 : REDIM R(1 TO Np%, 1 TO Nd%, 0 TO Nt%) 'to create (Np/Nd) x (Np/Nd) grid
    END IF 'Himmelblau

CASE "ROSENBROCK" '(n-D)

    Nd% = 2'30
    NumProbesPerDimension% = 4
    Np% = NumProbesPerDimension%*Nd%

    Nt% = 250
    G = 2##
    Alpha = 2##
    Beta = 2##
    DeltaT = 1##
    Frep = 0.5##

```

```

PlaceInitialProbes$ = "UNIFORM ON-AXIS"
InitialAcceleration$ = "ZERO"
RepositionFactor$ = "VARIABLE"

CALL ChangeRunParameters (NumProbesPerDimension%, Np%, Nd%, Nt%, G, Alpha, Beta, DeltaT, Frep, PlaceInitialProbes$, InitialAcceleration$, RepositionFactor$, FunctionName$)

Np% = NumProbesPerDimension%*Nd%

REDIM XiMin(1 TO Nd%), XiMax(1 TO Nd%) : FOR i% = 1 TO Nd% : XiMin(i%) = -2## : XiMax(i%) = 2## : NEXT i% : 'XiMin(i%) = -6## : XiMax(i%) = 6## : NEXT i%
REDIM StartingXiMin(1 TO Nd%), StartingXiMax(1 TO Nd%) : FOR i% = 1 TO Nd% : StartingXiMin(i%) = XiMin(i%) : StartingXiMax(i%) = XiMax(i%) : NEXT i%

IF PlaceInitialProbes$ = "2D GRID" THEN
    Np% = NumProbesPerDimension%^2 : REDIM R(1 TO Np%, 1 TO Nd%, 0 TO Nt%) 'to create (Np/Nd) x (Np/Nd) grid
END IF 'ROSENBROCK

CASE "SPHERE" '(n-D)

Nd% = 2'30
NumProbesPerDimension% = 4
Np% = NumProbesPerDimension%*Nd%

Nt% = 250
G = 2##
Alpha = 2##
Beta = 2##
DeltaT = 1##
Frep = 0.5##

PlaceInitialProbes$ = "UNIFORM ON-AXIS"
InitialAcceleration$ = "ZERO"
RepositionFactor$ = "VARIABLE"

CALL ChangeRunParameters (NumProbesPerDimension%, Np%, Nd%, Nt%, G, Alpha, Beta, DeltaT, Frep, PlaceInitialProbes$, InitialAcceleration$, RepositionFactor$, FunctionName$)

Np% = NumProbesPerDimension%*Nd%

REDIM XiMin(1 TO Nd%), XiMax(1 TO Nd%) : FOR i% = 1 TO Nd% : XiMin(i%) = -100## : XiMax(i%) = 100## : NEXT i%
REDIM StartingXiMin(1 TO Nd%), StartingXiMax(1 TO Nd%) : FOR i% = 1 TO Nd% : StartingXiMin(i%) = XiMin(i%) : StartingXiMax(i%) = XiMax(i%) : NEXT i%

IF PlaceInitialProbes$ = "2D GRID" THEN
    Np% = NumProbesPerDimension%^2 : REDIM R(1 TO Np%, 1 TO Nd%, 0 TO Nt%) 'to create (Np/Nd) x (Np/Nd) grid
END IF 'SPHERE

CASE "F1" '(n-D)

Nd% = 30
NumProbesPerDimension% = 2
Np% = NumProbesPerDimension%*Nd%

Nt% = 1000
G = 2##
Alpha = 2##
Beta = 2##
DeltaT = 1##
Frep = 0.5##

PlaceInitialProbes$ = "UNIFORM ON-AXIS"
InitialAcceleration$ = "ZERO"
RepositionFactor$ = "VARIABLE"

CALL ChangeRunParameters (NumProbesPerDimension%, Np%, Nd%, Nt%, G, Alpha, Beta, DeltaT, Frep, PlaceInitialProbes$, InitialAcceleration$, RepositionFactor$, FunctionName$)

Np% = NumProbesPerDimension%*Nd%

REDIM XiMin(1 TO Nd%), XiMax(1 TO Nd%) : FOR i% = 1 TO Nd% : XiMin(i%) = -100## : XiMax(i%) = 100## : NEXT i%
REDIM StartingXiMin(1 TO Nd%), StartingXiMax(1 TO Nd%) : FOR i% = 1 TO Nd% : StartingXiMin(i%) = XiMin(i%) : StartingXiMax(i%) = XiMax(i%) : NEXT i%

IF PlaceInitialProbes$ = "2D GRID" THEN
    Np% = NumProbesPerDimension%^2 : REDIM R(1 TO Np%, 1 TO Nd%, 0 TO Nt%) 'to create (Np/Nd) x (Np/Nd) grid
END IF 'F1

CASE "F2" '(n-D)

Nd% = 30
NumProbesPerDimension% = 2
Np% = NumProbesPerDimension%*Nd%

Nt% = 1000
G = 2##
Alpha = 2##
Beta = 2##
DeltaT = 1##
Frep = 0.5##

PlaceInitialProbes$ = "UNIFORM ON-AXIS"
InitialAcceleration$ = "ZERO"
RepositionFactor$ = "VARIABLE"

CALL ChangeRunParameters (NumProbesPerDimension%, Np%, Nd%, Nt%, G, Alpha, Beta, DeltaT, Frep, PlaceInitialProbes$, InitialAcceleration$, RepositionFactor$, FunctionName$)

Np% = NumProbesPerDimension%*Nd%

REDIM XiMin(1 TO Nd%), XiMax(1 TO Nd%) : FOR i% = 1 TO Nd% : XiMin(i%) = -10## : XiMax(i%) = 10## : NEXT i%
REDIM StartingXiMin(1 TO Nd%), StartingXiMax(1 TO Nd%) : FOR i% = 1 TO Nd% : StartingXiMin(i%) = XiMin(i%) : StartingXiMax(i%) = XiMax(i%) : NEXT i%

IF PlaceInitialProbes$ = "2D GRID" THEN
    Np% = NumProbesPerDimension%^2 : REDIM R(1 TO Np%, 1 TO Nd%, 0 TO Nt%) 'to create (Np/Nd) x (Np/Nd) grid
END IF

CASE "F3" '(n-D)

Nd% = 30

```

```

NumProbesPerDimension% = 2
Np% = NumProbesPerDimension%*Nd%

Nt% = 1000
G = 2##
Alpha = 2##
Beta = 2##
DeltaT = 1##
Frep = 0.5##

PlaceInitialProbes$ = "UNIFORM ON-AXIS"
InitialAcceleration$ = "ZERO"
RepositionFactor$ = "VARIABLE"

CALL ChangeRunParameters(NumProbesPerDimension%,Np%,Nd%,Nt%,G,Alpha,Beta,DeltaT,Frep,PlaceInitialProbes$,InitialAcceleration$,RepositionFactor$,FunctionName$)

Np% = NumProbesPerDimension%*Nd%

REDIM XiMin(1 TO Nd%), XiMax(1 TO Nd%) : FOR i% = 1 TO Nd% : XiMin(i%) = -100## : XiMax(i%) = 100## : NEXT i%

REDIM StartingXiMin(1 TO Nd%), StartingXiMax(1 TO Nd%) : FOR i% = 1 TO Nd% : StartingXiMin(i%) = XiMin(i%) : StartingXiMax(i%) = XiMax(i%) : NEXT i%

IF PlaceInitialProbes$ = "2D GRID" THEN
    Np% = NumProbesPerDimension%^2 : REDIM R(1 TO Np%, 1 TO Nd%, 0 TO Nt%) 'to create (Np/Nd) x (Np/Nd) grid
END IF

CASE "F4" '(n-D)

Nd% = 30
NumProbesPerDimension% = 2
Np% = NumProbesPerDimension%*Nd%

Nt% = 1000
G = 2##
Alpha = 2##
Beta = 2##
DeltaT = 1##
Frep = 0.5##

PlaceInitialProbes$ = "UNIFORM ON-AXIS"
InitialAcceleration$ = "ZERO"
RepositionFactor$ = "VARIABLE"

CALL ChangeRunParameters(NumProbesPerDimension%,Np%,Nd%,Nt%,G,Alpha,Beta,DeltaT,Frep,PlaceInitialProbes$,InitialAcceleration$,RepositionFactor$,FunctionName$)

Np% = NumProbesPerDimension%*Nd%

REDIM XiMin(1 TO Nd%), XiMax(1 TO Nd%) : FOR i% = 1 TO Nd% : XiMin(i%) = -100## : XiMax(i%) = 100## : NEXT i%

REDIM StartingXiMin(1 TO Nd%), StartingXiMax(1 TO Nd%) : FOR i% = 1 TO Nd% : StartingXiMin(i%) = XiMin(i%) : StartingXiMax(i%) = XiMax(i%) : NEXT i%

IF PlaceInitialProbes$ = "2D GRID" THEN
    Np% = NumProbesPerDimension%^2 : REDIM R(1 TO Np%, 1 TO Nd%, 0 TO Nt%) 'to create (Np/Nd) x (Np/Nd) grid
END IF

CASE "F5" '(n-D)

Nd% = 30
NumProbesPerDimension% = 2
Np% = NumProbesPerDimension%*Nd%

Nt% = 1000
G = 2##
Alpha = 2##
Beta = 2##
DeltaT = 1##
Frep = 0.5##

PlaceInitialProbes$ = "UNIFORM ON-AXIS"
InitialAcceleration$ = "ZERO"
RepositionFactor$ = "VARIABLE"

CALL ChangeRunParameters(NumProbesPerDimension%,Np%,Nd%,Nt%,G,Alpha,Beta,DeltaT,Frep,PlaceInitialProbes$,InitialAcceleration$,RepositionFactor$,FunctionName$)

Np% = NumProbesPerDimension%*Nd%

REDIM XiMin(1 TO Nd%), XiMax(1 TO Nd%) : FOR i% = 1 TO Nd% : XiMin(i%) = -30## : XiMax(i%) = 30## : NEXT i%

REDIM StartingXiMin(1 TO Nd%), StartingXiMax(1 TO Nd%) : FOR i% = 1 TO Nd% : StartingXiMin(i%) = XiMin(i%) : StartingXiMax(i%) = XiMax(i%) : NEXT i%

IF PlaceInitialProbes$ = "2D GRID" THEN
    Np% = NumProbesPerDimension%^2 : REDIM R(1 TO Np%, 1 TO Nd%, 0 TO Nt%) 'to create (Np/Nd) x (Np/Nd) grid
END IF

CASE "F6" '(n-D) STEP

Nd% = 30
NumProbesPerDimension% = 2 '20
Np% = NumProbesPerDimension%*Nd%

Nt% = 1000
G = 2##
Alpha = 2##
Beta = 2##
DeltaT = 1##
Frep = 0.5##

PlaceInitialProbes$ = "UNIFORM ON-AXIS"
InitialAcceleration$ = "ZERO"
RepositionFactor$ = "VARIABLE" ' "FIXED"

CALL ChangeRunParameters(NumProbesPerDimension%,Np%,Nd%,Nt%,G,Alpha,Beta,DeltaT,Frep,PlaceInitialProbes$,InitialAcceleration$,RepositionFactor$,FunctionName$)

Np% = NumProbesPerDimension%*Nd%

REDIM XiMin(1 TO Nd%), XiMax(1 TO Nd%) : FOR i% = 1 TO Nd% : XiMin(i%) = -100## : XiMax(i%) = 100## : NEXT i%

REDIM StartingXiMin(1 TO Nd%), StartingXiMax(1 TO Nd%) : FOR i% = 1 TO Nd% : StartingXiMin(i%) = XiMin(i%) : StartingXiMax(i%) = XiMax(i%) : NEXT i%

```



```

IF PlaceInitialProbes$ = "2D GRID" THEN
    Np% = NumProbesPerDimension%^2 : REDIM R(1 TO Np%, 1 TO Nd%, 0 TO Nt%) 'to create (Np/Nd) x (Np/Nd) grid
END IF

CASE "F7" '(n-D)
    Nd% = 30
    NumProbesPerDimension% = 2 '20
    Np% = NumProbesPerDimension%*Nd%

    Nt% = 100 'BECAUSE THIS FUNCTION HAS A RANDOM COMPONENT !!
    G = 2##
    Alpha = 2##
    Beta = 2##
    DeltaT = 1##
    Frep = 0.5##

    PlaceInitialProbes$ = "UNIFORM ON-AXIS"
    InitialAcceleration$ = "ZERO"
    RepositionFactor$ = "VARIABLE" ' "FIXED"

    CALL ChangeRunParameters(NumProbesPerDimension%,Np%,Nd%,Nt%,G,Alpha,Beta,DeltaT,Frep,PlaceInitialProbes$,InitialAcceleration$,RepositionFactor$,FunctionName$)

    Np% = NumProbesPerDimension%*Nd%

    REDIM XiMin(1 TO Nd%), XiMax(1 TO Nd%) : FOR i% = 1 TO Nd% : XiMin(i%) = -1.28## : XiMax(i%) = 1.28## : NEXT i%

    REDIM StartingXiMin(1 TO Nd%), StartingXiMax(1 TO Nd%) : FOR i% = 1 TO Nd% : StartingXiMin(i%) = XiMin(i%) : StartingXiMax(i%) = XiMax(i%) : NEXT i%

    IF PlaceInitialProbes$ = "2D GRID" THEN
        Np% = NumProbesPerDimension%^2 : REDIM R(1 TO Np%, 1 TO Nd%, 0 TO Nt%) 'to create (Np/Nd) x (Np/Nd) grid
    END IF 'F7

CASE "F8" '(n-D)
    Nd% = 30
    NumProbesPerDimension% = 2 '4 '20
    Np% = NumProbesPerDimension%*Nd%

    Nt% = 1000
    G = 2##
    Alpha = 2##
    Beta = 2##
    DeltaT = 1##
    Frep = 0.5##

    PlaceInitialProbes$ = "UNIFORM ON-AXIS"
    InitialAcceleration$ = "ZERO"
    RepositionFactor$ = "VARIABLE" ' "FIXED"

    CALL ChangeRunParameters(NumProbesPerDimension%,Np%,Nd%,Nt%,G,Alpha,Beta,DeltaT,Frep,PlaceInitialProbes$,InitialAcceleration$,RepositionFactor$,FunctionName$)

    Np% = NumProbesPerDimension%*Nd%

    REDIM XiMin(1 TO Nd%), XiMax(1 TO Nd%) : FOR i% = 1 TO Nd% : XiMin(i%) = -500## : XiMax(i%) = 500## : NEXT i%

    REDIM StartingXiMin(1 TO Nd%), StartingXiMax(1 TO Nd%) : FOR i% = 1 TO Nd% : StartingXiMin(i%) = XiMin(i%) : StartingXiMax(i%) = XiMax(i%) : NEXT i%

    IF PlaceInitialProbes$ = "2D GRID" THEN
        Np% = NumProbesPerDimension%^2 : REDIM R(1 TO Np%, 1 TO Nd%, 0 TO Nt%) 'to create (Np/Nd) x (Np/Nd) grid
    END IF 'F8

CASE "F9" '(n-D)
    Nd% = 30
    NumProbesPerDimension% = 2 '4 '20
    Np% = NumProbesPerDimension%*Nd%

    Nt% = 1000
    G = 2##
    Alpha = 2##
    Beta = 2##
    DeltaT = 1##
    Frep = 0.5##

    PlaceInitialProbes$ = "UNIFORM ON-AXIS"
    InitialAcceleration$ = "ZERO"
    RepositionFactor$ = "VARIABLE" ' "FIXED"

    CALL ChangeRunParameters(NumProbesPerDimension%,Np%,Nd%,Nt%,G,Alpha,Beta,DeltaT,Frep,PlaceInitialProbes$,InitialAcceleration$,RepositionFactor$,FunctionName$)

    Np% = NumProbesPerDimension%*Nd%

    REDIM XiMin(1 TO Nd%), XiMax(1 TO Nd%) : FOR i% = 1 TO Nd% : XiMin(i%) = -5.12## : XiMax(i%) = 5.12## : NEXT i%

    REDIM StartingXiMin(1 TO Nd%), StartingXiMax(1 TO Nd%) : FOR i% = 1 TO Nd% : StartingXiMin(i%) = XiMin(i%) : StartingXiMax(i%) = XiMax(i%) : NEXT i%

    IF PlaceInitialProbes$ = "2D GRID" THEN
        Np% = NumProbesPerDimension%^2 : REDIM R(1 TO Np%, 1 TO Nd%, 0 TO Nt%) 'to create (Np/Nd) x (Np/Nd) grid
    END IF 'F9

CASE "F10" '(n-D) Ackley's Function
    Nd% = 30
    NumProbesPerDimension% = 2 '4 '20
    Np% = NumProbesPerDimension%*Nd%

    Nt% = 1000
    G = 2##
    Alpha = 2##
    Beta = 2##
    DeltaT = 1##
    Frep = 0.5##

    PlaceInitialProbes$ = "UNIFORM ON-AXIS"

```

```

InitialAcceleration$ = "ZERO"
RepositionFactor$   = "VARIABLE" "FIXED"

CALL ChangeRunParameters (NumProbesPerDimension%, Np%, Nd%, Nt%, G, Alpha, Beta, DeltaT, Frep, PlaceInitialProbes$, InitialAcceleration$, RepositionFactor$, FunctionName$)

Np% = NumProbesPerDimension%*Nd%

REDIM XiMin(1 TO Nd%), XiMax(1 TO Nd%) : FOR i% = 1 TO Nd% : XiMin(i%) = -32## : XiMax(i%) = 32## : NEXT i%

REDIM StartingXiMin(1 TO Nd%), StartingXiMax(1 TO Nd%) : FOR i% = 1 TO Nd% : StartingXiMin(i%) = XiMin(i%) : StartingXiMax(i%) = XiMax(i%) : NEXT i%

IF PlaceInitialProbes$ = "2D GRID" THEN

    Np% = NumProbesPerDimension%^2 : REDIM R(1 TO Np%, 1 TO Nd%, 0 TO Nt%) 'to create (Np/Nd) x (Np/Nd) grid

END IF 'F10

CASE "F11" '(n-D)

    Nd%           = 30
    NumProbesPerDimension% = 2 '4 '20
    Np%           = NumProbesPerDimension%*Nd%

    Nt%           = 1000
    G              = 2##
    Alpha          = 2##
    Beta           = 2##
    DeltaT         = 1##
    Frep           = 0.5##

    PlaceInitialProbes$ = "UNIFORM ON-AXIS"
    InitialAcceleration$ = "ZERO"
    RepositionFactor$   = "VARIABLE" "FIXED"

    CALL ChangeRunParameters (NumProbesPerDimension%, Np%, Nd%, Nt%, G, Alpha, Beta, DeltaT, Frep, PlaceInitialProbes$, InitialAcceleration$, RepositionFactor$, FunctionName$)

    Np% = NumProbesPerDimension%*Nd%

    REDIM XiMin(1 TO Nd%), XiMax(1 TO Nd%) : FOR i% = 1 TO Nd% : XiMin(i%) = -600## : XiMax(i%) = 600## : NEXT i%

    REDIM StartingXiMin(1 TO Nd%), StartingXiMax(1 TO Nd%) : FOR i% = 1 TO Nd% : StartingXiMin(i%) = XiMin(i%) : StartingXiMax(i%) = XiMax(i%) : NEXT i%

    IF PlaceInitialProbes$ = "2D GRID" THEN

        Np% = NumProbesPerDimension%^2 : REDIM R(1 TO Np%, 1 TO Nd%, 0 TO Nt%) 'to create (Np/Nd) x (Np/Nd) grid

    END IF 'F11

CASE "F12" '(n-D) Penalized #1

    Nd%           = 30
    NumProbesPerDimension% = 2 '4 '20
    Np%           = NumProbesPerDimension%*Nd%

    Nt%           = 1000
    G              = 2##
    Alpha          = 2##
    Beta           = 2##
    DeltaT         = 1##
    Frep           = 0.5##

    PlaceInitialProbes$ = "UNIFORM ON-AXIS"
    InitialAcceleration$ = "ZERO"
    RepositionFactor$   = "VARIABLE" "FIXED"

    CALL ChangeRunParameters (NumProbesPerDimension%, Np%, Nd%, Nt%, G, Alpha, Beta, DeltaT, Frep, PlaceInitialProbes$, InitialAcceleration$, RepositionFactor$, FunctionName$)

    Np% = NumProbesPerDimension%*Nd%

    REDIM XiMin(1 TO Nd%), XiMax(1 TO Nd%) : FOR i% = 1 TO Nd% : XiMin(i%) = -50## : XiMax(i%) = 50## : NEXT i%

    REDIM StartingXiMin(1 TO Nd%), StartingXiMax(1 TO Nd%) : FOR i% = 1 TO Nd% : StartingXiMin(i%) = XiMin(i%) : StartingXiMax(i%) = XiMax(i%) : NEXT i%

    IF PlaceInitialProbes$ = "2D GRID" THEN

        Np% = NumProbesPerDimension%^2 : REDIM R(1 TO Np%, 1 TO Nd%, 0 TO Nt%) 'to create (Np/Nd) x (Np/Nd) grid

    END IF 'F12

CASE "F13" '(n-D) Penalized #2

    Nd%           = 30
    NumProbesPerDimension% = 2 '4 '20
    Np%           = NumProbesPerDimension%*Nd%

    Nt%           = 1000
    G              = 2##
    Alpha          = 2##
    Beta           = 2##
    DeltaT         = 1##
    Frep           = 0.5##

    PlaceInitialProbes$ = "UNIFORM ON-AXIS"
    InitialAcceleration$ = "ZERO"
    RepositionFactor$   = "VARIABLE" "FIXED"

    CALL ChangeRunParameters (NumProbesPerDimension%, Np%, Nd%, Nt%, G, Alpha, Beta, DeltaT, Frep, PlaceInitialProbes$, InitialAcceleration$, RepositionFactor$, FunctionName$)

    Np% = NumProbesPerDimension%*Nd%

    REDIM XiMin(1 TO Nd%), XiMax(1 TO Nd%) : FOR i% = 1 TO Nd% : XiMin(i%) = -50## : XiMax(i%) = 50## : NEXT i%

    REDIM StartingXiMin(1 TO Nd%), StartingXiMax(1 TO Nd%) : FOR i% = 1 TO Nd% : StartingXiMin(i%) = XiMin(i%) : StartingXiMax(i%) = XiMax(i%) : NEXT i%

    IF PlaceInitialProbes$ = "2D GRID" THEN

        Np% = NumProbesPerDimension%^2 : REDIM R(1 TO Np%, 1 TO Nd%, 0 TO Nt%) 'to create (Np/Nd) x (Np/Nd) grid

    END IF 'F13

CASE "F14" '(2-D) Shekel's Foxholes

    Nd%           = 2
    NumProbesPerDimension% = 4 '20

```

```

Np% = NumProbesPerDimension%*Nd%

Nt& = 1000
G = 2##
Alpha = 2##
Beta = 2##
DeltaT = 1##
Frep = 0.5##

PlaceInitialProbes$ = "UNIFORM ON-AXIS"
InitialAcceleration$ = "ZERO"
RepositionFactor$ = "VARIABLE" "FIXED"

CALL ChangeRunParameters(NumProbesPerDimension%,Np%,Nd%,Nt&,G,Alpha,Beta,DeltaT,Frep,PlaceInitialProbes$,InitialAcceleration$,RepositionFactor$,FunctionName$)

Nd% = 2 'cannot change dimensionality of Shekel's Foxholes function!

Np% = NumProbesPerDimension%*Nd%

REDIM XiMin(1 TO Nd%), XiMax(1 TO Nd%) : FOR i% = 1 TO Nd% : XiMin(i%) = -65.536## : XiMax(i%) = 65.536## : NEXT i%

REDIM StartingXiMin(1 TO Nd%), StartingXiMax(1 TO Nd%) : FOR i% = 1 TO Nd% : StartingXiMin(i%) = XiMin(i%) : StartingXiMax(i%) = XiMax(i%) : NEXT i%

IF PlaceInitialProbes$ = "2D GRID" THEN

    Np% = NumProbesPerDimension%^2 : REDIM R(1 TO Np%, 1 TO Nd%, 0 TO Nt&) 'to create (Np/Nd) x (Np/Nd) grid

END IF 'F14

CASE "F15" '(4-D) Kowalik's Function

    Nd% = 4
    NumProbesPerDimension% = 4 '20
    Np% = NumProbesPerDimension%*Nd%

    Nt& = 1000
    G = 2##
    Alpha = 2##
    Beta = 2##
    DeltaT = 1##
    Frep = 0.5##

    PlaceInitialProbes$ = "UNIFORM ON-AXIS"
    InitialAcceleration$ = "ZERO"
    RepositionFactor$ = "VARIABLE" "FIXED"

    CALL ChangeRunParameters(NumProbesPerDimension%,Np%,Nd%,Nt&,G,Alpha,Beta,DeltaT,Frep,PlaceInitialProbes$,InitialAcceleration$,RepositionFactor$,FunctionName$)

    Nd% = 4 'cannot change dimensionality of Kowalik's Function!

    Np% = NumProbesPerDimension%*Nd%

    REDIM XiMin(1 TO Nd%), XiMax(1 TO Nd%) : FOR i% = 1 TO Nd% : XiMin(i%) = -5## : XiMax(i%) = 5## : NEXT i%

    REDIM StartingXiMin(1 TO Nd%), StartingXiMax(1 TO Nd%) : FOR i% = 1 TO Nd% : StartingXiMin(i%) = XiMin(i%) : StartingXiMax(i%) = XiMax(i%) : NEXT i%

CASE "F16" '(2-D) Camel Back

    Nd% = 2
    NumProbesPerDimension% = 4 '20
    Np% = NumProbesPerDimension%*Nd%

    Nt& = 1000
    G = 2##
    Alpha = 2##
    Beta = 2##
    DeltaT = 1##
    Frep = 0.5##

    PlaceInitialProbes$ = "UNIFORM ON-AXIS"
    InitialAcceleration$ = "ZERO"
    RepositionFactor$ = "VARIABLE" "FIXED"

    CALL ChangeRunParameters(NumProbesPerDimension%,Np%,Nd%,Nt&,G,Alpha,Beta,DeltaT,Frep,PlaceInitialProbes$,InitialAcceleration$,RepositionFactor$,FunctionName$)

    Nd% = 2 'cannot change dimensionality of Camel Back function!

    Np% = NumProbesPerDimension%*Nd%

    REDIM XiMin(1 TO Nd%), XiMax(1 TO Nd%) : FOR i% = 1 TO Nd% : XiMin(i%) = -5## : XiMax(i%) = 5## : NEXT i%

    REDIM StartingXiMin(1 TO Nd%), StartingXiMax(1 TO Nd%) : FOR i% = 1 TO Nd% : StartingXiMin(i%) = XiMin(i%) : StartingXiMax(i%) = XiMax(i%) : NEXT i%

    IF PlaceInitialProbes$ = "2D GRID" THEN

        Np% = NumProbesPerDimension%^2 : REDIM R(1 TO Np%, 1 TO Nd%, 0 TO Nt&) 'to create (Np/Nd) x (Np/Nd) grid

    END IF 'F16

CASE "F17" '(2-D) Branin

    Nd% = 2
    NumProbesPerDimension% = 4 '20
    Np% = NumProbesPerDimension%*Nd%

    Nt& = 1000
    G = 2##
    Alpha = 2##
    Beta = 2##
    DeltaT = 1##
    Frep = 0.5##

    PlaceInitialProbes$ = "UNIFORM ON-AXIS"
    InitialAcceleration$ = "ZERO"
    RepositionFactor$ = "VARIABLE" "FIXED"

    CALL ChangeRunParameters(NumProbesPerDimension%,Np%,Nd%,Nt&,G,Alpha,Beta,DeltaT,Frep,PlaceInitialProbes$,InitialAcceleration$,RepositionFactor$,FunctionName$)

    Nd% = 2 'cannot change dimensionality of Branin function!

    Np% = NumProbesPerDimension%*Nd%

    REDIM XiMin(1 TO Nd%), XiMax(1 TO Nd%) : XiMin(1) = -5## : XiMax(1) = 10## : XiMin(2) = 0## : XiMax(2) = 15##

```

```

REDIM StartingXiMin(1 TO Nd%), StartingXiMax(1 TO Nd%) : FOR i% = 1 TO Nd% : StartingXiMin(i%) = XiMin(i%) : StartingXiMax(i%) = XiMax(i%) : NEXT i%
IF PlaceInitialProbes$ = "2D GRID" THEN
    Np% = NumProbesPerDimension%^2 : REDIM R(1 TO Np%, 1 TO Nd%, 0 TO Nt%) 'to create (Np/Nd) x (Np/Nd) grid
END IF 'F17
CASE "F18" '(2-D) Goldstein-Price
    Nd% = 2
    NumProbesPerDimension% = 4 '20
    Np% = NumProbesPerDimension%*Nd%
    Nt% = 1000
    G = 2##
    Alpha = 2##
    Beta = 2##
    DeltaT = 1##
    Frep = 0.5##
    PlaceInitialProbes$ = "UNIFORM ON-AXIS"
    InitialAcceleration$ = "ZERO"
    RepositionFactor$ = "VARIABLE" ' "FIXED"
    CALL ChangeRunParameters(NumProbesPerDimension%,Np%,Nd%,Nt%,G,Alpha,Beta,DeltaT,Frep,PlaceInitialProbes$,InitialAcceleration$,RepositionFactor$,FunctionName$)
    Nd% = 2 'cannot change dimensionality of Branin function!
    Np% = NumProbesPerDimension%*Nd%
    REDIM XiMin(1 TO Nd%), XiMax(1 TO Nd%) : XiMin(1) = -2## : XiMax(1) = 2## : XiMin(2) = -2## : XiMax(2) = 2##
    REDIM StartingXiMin(1 TO Nd%), StartingXiMax(1 TO Nd%) : FOR i% = 1 TO Nd% : StartingXiMin(i%) = XiMin(i%) : StartingXiMax(i%) = XiMax(i%) : NEXT i%
    IF PlaceInitialProbes$ = "2D GRID" THEN
        Np% = NumProbesPerDimension%^2 : REDIM R(1 TO Np%, 1 TO Nd%, 0 TO Nt%) 'to create (Np/Nd) x (Np/Nd) grid
    END IF 'F18
CASE "F19" '(3-D) Hartman's Family #1
    Nd% = 3
    NumProbesPerDimension% = 4 '20
    Np% = NumProbesPerDimension%*Nd%
    Nt% = 1000
    G = 2##
    Alpha = 2##
    Beta = 2##
    DeltaT = 1##
    Frep = 0.5##
    PlaceInitialProbes$ = "UNIFORM ON-AXIS"
    InitialAcceleration$ = "ZERO"
    RepositionFactor$ = "VARIABLE" ' "FIXED"
    CALL ChangeRunParameters(NumProbesPerDimension%,Np%,Nd%,Nt%,G,Alpha,Beta,DeltaT,Frep,PlaceInitialProbes$,InitialAcceleration$,RepositionFactor$,FunctionName$)
    Nd% = 3 'cannot change dimensionality of Hartman's Family!
    Np% = NumProbesPerDimension%*Nd%
    REDIM XiMin(1 TO Nd%), XiMax(1 TO Nd%) : FOR i% = 1 TO Nd% : XiMin(i%) = 0## : XiMax(i%) = 1## : NEXT i%
    REDIM StartingXiMin(1 TO Nd%), StartingXiMax(1 TO Nd%) : FOR i% = 1 TO Nd% : StartingXiMin(i%) = XiMin(i%) : StartingXiMax(i%) = XiMax(i%) : NEXT i%
CASE "F20" '(6-D) Hartman's Family #2
    Nd% = 6
    NumProbesPerDimension% = 4 '20
    Np% = NumProbesPerDimension%*Nd%
    Nt% = 1000
    G = 2##
    Alpha = 2##
    Beta = 2##
    DeltaT = 1##
    Frep = 0.5##
    PlaceInitialProbes$ = "UNIFORM ON-AXIS"
    InitialAcceleration$ = "ZERO"
    RepositionFactor$ = "VARIABLE" ' "FIXED"
    CALL ChangeRunParameters(NumProbesPerDimension%,Np%,Nd%,Nt%,G,Alpha,Beta,DeltaT,Frep,PlaceInitialProbes$,InitialAcceleration$,RepositionFactor$,FunctionName$)
    Nd% = 6 'cannot change dimensionality of Hartman's Family!
    Np% = NumProbesPerDimension%*Nd%
    REDIM XiMin(1 TO Nd%), XiMax(1 TO Nd%) : FOR i% = 1 TO Nd% : XiMin(i%) = 0## : XiMax(i%) = 1## : NEXT i%
    REDIM StartingXiMin(1 TO Nd%), StartingXiMax(1 TO Nd%) : FOR i% = 1 TO Nd% : StartingXiMin(i%) = XiMin(i%) : StartingXiMax(i%) = XiMax(i%) : NEXT i%
CASE "F21" '(4-D) Shekel's Family m=5
    Nd% = 4
    NumProbesPerDimension% = 4 '20
    Np% = NumProbesPerDimension%*Nd%
    Nt% = 1000
    G = 2##
    Alpha = 2##
    Beta = 2##
    DeltaT = 1##
    Frep = 0.5##
    PlaceInitialProbes$ = "UNIFORM ON-AXIS"
    InitialAcceleration$ = "ZERO"
    RepositionFactor$ = "VARIABLE" ' "FIXED"
    CALL ChangeRunParameters(NumProbesPerDimension%,Np%,Nd%,Nt%,G,Alpha,Beta,DeltaT,Frep,PlaceInitialProbes$,InitialAcceleration$,RepositionFactor$,FunctionName$)

```

```

Nd% = 4 'cannot change dimensionality of Shekel's Family!
Np% = NumProbesPerDimension%*Nd%
REDIM XiMin(1 TO Nd%), XiMax(1 TO Nd%) : FOR i% = 1 TO Nd% : XiMin(i%) = 0## : XiMax(i%) = 10## : NEXT i%
REDIM StartingXiMin(1 TO Nd%), StartingXiMax(1 TO Nd%) : FOR i% = 1 TO Nd% : StartingXiMin(i%) = XiMin(i%) : StartingXiMax(i%) = XiMax(i%) : NEXT i%
CASE "F22" '(4-D) Shekel's Family m=7
Nd% = 4
NumProbesPerDimension% = 4 '20
Np% = NumProbesPerDimension%*Nd%
Nt% = 1000
G = 2##
Alpha = 2##
Beta = 2##
DeltaT = 1##
Frep = 0.5##
PlaceInitialProbes$ = "UNIFORM ON-AXIS"
InitialAcceleration$ = "ZERO"
RepositionFactor$ = "VARIABLE" ' "FIXED"
CALL ChangeRunParameters(NumProbesPerDimension%,Np%,Nd%,Nt%,G,Alpha,Beta,DeltaT,Frep,PlaceInitialProbes$,InitialAcceleration$,RepositionFactor$,FunctionName$)
Nd% = 4 'cannot change dimensionality of Shekel's Family!
Np% = NumProbesPerDimension%*Nd%
REDIM XiMin(1 TO Nd%), XiMax(1 TO Nd%) : FOR i% = 1 TO Nd% : XiMin(i%) = 0## : XiMax(i%) = 10## : NEXT i%
REDIM StartingXiMin(1 TO Nd%), StartingXiMax(1 TO Nd%) : FOR i% = 1 TO Nd% : StartingXiMin(i%) = XiMin(i%) : StartingXiMax(i%) = XiMax(i%) : NEXT i%
CASE "F23" '(4-D) Shekel's Family m=10
Nd% = 4
NumProbesPerDimension% = 4 '20
Np% = NumProbesPerDimension%*Nd%
Nt% = 1000
G = 2##
Alpha = 2##
Beta = 2##
DeltaT = 1##
Frep = 0.5##
PlaceInitialProbes$ = "UNIFORM ON-AXIS"
InitialAcceleration$ = "ZERO"
RepositionFactor$ = "VARIABLE" ' "FIXED"
CALL ChangeRunParameters(NumProbesPerDimension%,Np%,Nd%,Nt%,G,Alpha,Beta,DeltaT,Frep,PlaceInitialProbes$,InitialAcceleration$,RepositionFactor$,FunctionName$)
Nd% = 4 'cannot change dimensionality of Shekel's Family!
Np% = NumProbesPerDimension%*Nd%
REDIM XiMin(1 TO Nd%), XiMax(1 TO Nd%) : FOR i% = 1 TO Nd% : XiMin(i%) = 0## : XiMax(i%) = 10## : NEXT i%
REDIM StartingXiMin(1 TO Nd%), StartingXiMax(1 TO Nd%) : FOR i% = 1 TO Nd% : StartingXiMin(i%) = XiMin(i%) : StartingXiMax(i%) = XiMax(i%) : NEXT i%
CASE "PBM_1" '2-D
Nd% = 2
NumProbesPerDimension% = 2 '4 '20
Np% = NumProbesPerDimension%*Nd%
Nt% = 100
G = 2##
Alpha = 2##
Beta = 2##
DeltaT = 1##
Frep = 0.5##
PlaceInitialProbes$ = "UNIFORM ON-AXIS"
InitialAcceleration$ = "ZERO"
RepositionFactor$ = "VARIABLE" ' "FIXED"
CALL ChangeRunParameters(NumProbesPerDimension%,Np%,Nd%,Nt%,G,Alpha,Beta,DeltaT,Frep,PlaceInitialProbes$,InitialAcceleration$,RepositionFactor$,FunctionName$)
Nd% = 2 'cannot change dimensionality of PBM_1!
Np% = NumProbesPerDimension%*Nd%
REDIM XiMin(1 TO Nd%), XiMax(1 TO Nd%)
XiMin(1) = 0.5## : XiMax(1) = 3## 'dipole length, L, in Wavelengths
XiMin(2) = 0## : XiMax(2) = Pi2 'polar angle, Theta, in Radians
REDIM StartingXiMin(1 TO Nd%), StartingXiMax(1 TO Nd%) : FOR i% = 1 TO Nd% : StartingXiMin(i%) = XiMin(i%) : StartingXiMax(i%) = XiMax(i%) : NEXT i%
NN% = FREEFILE : OPEN "INFILE.DAT" FOR OUTPUT AS #NN% : PRINT #NN%, "PBM1.NEC" : PRINT #NN%, "PBM1.OUT" : CLOSE #NN% 'NEC Input/Output Files
CASE "PBM_2" '2-D
AddNoiseToPBM2$ = "NO" ' "YES" ' "NO" ' "YES"
Nd% = 2
NumProbesPerDimension% = 4 '20
Np% = NumProbesPerDimension%*Nd%
Nt% = 100
G = 2##
Alpha = 2##
Beta = 2##
DeltaT = 1##
Frep = 0.5##
PlaceInitialProbes$ = "UNIFORM ON-AXIS"
InitialAcceleration$ = "ZERO"
RepositionFactor$ = "VARIABLE" ' "FIXED"
CALL ChangeRunParameters(NumProbesPerDimension%,Np%,Nd%,Nt%,G,Alpha,Beta,DeltaT,Frep,PlaceInitialProbes$,InitialAcceleration$,RepositionFactor$,FunctionName$)

```

```

Nd% = 2 'cannot change dimensionality of PBM_2!
Np% = NumProbesPerDimension%*Nd%
REDIM XiMin(1 TO Nd%), XiMax(1 TO Nd%)
XiMin(1) = 5## : XiMax(1) = 15## 'dipole separation, D, in Wavelengths
XiMin(2) = 0## : XiMax(2) = Pi 'polar angle, Theta, in Radians
REDIM StartingXiMin(1 TO Nd%), StartingXiMax(1 TO Nd%) : FOR i% = 1 TO Nd% : StartingXiMin(i%) = XiMin(i%) : StartingXiMax(i%) = XiMax(i%) : NEXT i%
NN% = FREEFILE : OPEN "INFILE.DAT" FOR OUTPUT AS #NN% : PRINT #NN%, "PBM2.NEC" : PRINT #NN%, "PBM2.OUT" : CLOSE #NN%
CASE "PBM_3" '2-D
Nd% = 2
NumProbesPerDimension% = 4 '20
Np% = NumProbesPerDimension%*Nd%
Nt% = 100
G = 2##
Alpha = 2##
Beta = 2##
DeltaT = 1##
Frep = 0.5##
PlaceInitialProbes$ = "UNIFORM ON-AXIS"
InitialAcceleration$ = "ZERO"
RepositionFactor$ = "VARIABLE" ' "FIXED"
CALL ChangeRunParameters(NumProbesPerDimension%, Np%, Nd%, Nt%, G, Alpha, Beta, DeltaT, Frep, PlaceInitialProbes$, InitialAcceleration$, RepositionFactor$, FunctionName$)
Nd% = 2 'cannot change dimensionality of PBM_3!
Np% = NumProbesPerDimension%*Nd%
REDIM XiMin(1 TO Nd%), XiMax(1 TO Nd%)
XiMin(1) = 0## : XiMax(1) = 4## 'Phase Parameter, Beta (0-4)
XiMin(2) = 0## : XiMax(2) = Pi 'polar angle, Theta, in Radians
REDIM StartingXiMin(1 TO Nd%), StartingXiMax(1 TO Nd%) : FOR i% = 1 TO Nd% : StartingXiMin(i%) = XiMin(i%) : StartingXiMax(i%) = XiMax(i%) : NEXT i%
NN% = FREEFILE : OPEN "INFILE.DAT" FOR OUTPUT AS #NN% : PRINT #NN%, "PBM3.NEC" : PRINT #NN%, "PBM3.OUT" : CLOSE #NN%
CASE "PBM_4" '2-D
Nd% = 2
NumProbesPerDimension% = 4 '6 '2 '4 '20
Np% = NumProbesPerDimension%*Nd%
Nt% = 100
G = 2##
Alpha = 2##
Beta = 2##
DeltaT = 1##
Frep = 0.5##
PlaceInitialProbes$ = "UNIFORM ON-AXIS"
InitialAcceleration$ = "ZERO"
RepositionFactor$ = "VARIABLE" ' "FIXED"
CALL ChangeRunParameters(NumProbesPerDimension%, Np%, Nd%, Nt%, G, Alpha, Beta, DeltaT, Frep, PlaceInitialProbes$, InitialAcceleration$, RepositionFactor$, FunctionName$)
Nd% = 2 'cannot change dimensionality of PBM_4!
Np% = NumProbesPerDimension%*Nd%
REDIM XiMin(1 TO Nd%), XiMax(1 TO Nd%)
XiMin(1) = 0.5## : XiMax(1) = 1.5## 'ARM LENGTH (NOT Total Length), wavelengths (0.5-1.5)
XiMin(2) = Pi/18## : XiMax(2) = Pi/2## 'Inner angle, Alpha, in Radians (Pi/18-Pi/2)
REDIM StartingXiMin(1 TO Nd%), StartingXiMax(1 TO Nd%) : FOR i% = 1 TO Nd% : StartingXiMin(i%) = XiMin(i%) : StartingXiMax(i%) = XiMax(i%) : NEXT i%
NN% = FREEFILE : OPEN "INFILE.DAT" FOR OUTPUT AS #NN% : PRINT #NN%, "PBM4.NEC" : PRINT #NN%, "PBM4.OUT" : CLOSE #NN%
CASE "PBM_5"
NumCollinearElements% = 6 '30 'EVEN or ODD: 6,7,10,13,16,24 used by PBM
Nd% = NumCollinearElements% - 1
NumProbesPerDimension% = 4 '20
Np% = NumProbesPerDimension%*Nd%
Nt% = 100
G = 2##
Alpha = 2##
Beta = 2##
DeltaT = 1##
Frep = 0.5##
PlaceInitialProbes$ = "UNIFORM ON-AXIS"
InitialAcceleration$ = "ZERO"
RepositionFactor$ = "VARIABLE" ' "FIXED"
CALL ChangeRunParameters(NumProbesPerDimension%, Np%, Nd%, Nt%, G, Alpha, Beta, DeltaT, Frep, PlaceInitialProbes$, InitialAcceleration$, RepositionFactor$, FunctionName$)
Nd% = NumCollinearElements% - 1
Np% = NumProbesPerDimension%*Nd%
REDIM XiMin(1 TO Nd%), XiMax(1 TO Nd%) : FOR i% = 1 TO Nd% : XiMin(i%) = 0.5## : XiMax(i%) = 1.5## : NEXT i%
REDIM StartingXiMin(1 TO Nd%), StartingXiMax(1 TO Nd%) : FOR i% = 1 TO Nd% : StartingXiMin(i%) = XiMin(i%) : StartingXiMax(i%) = XiMax(i%) : NEXT i%
NN% = FREEFILE : OPEN "INFILE.DAT" FOR OUTPUT AS #NN% : PRINT #NN%, "PBM5.NEC" : PRINT #NN%, "PBM5.OUT" : CLOSE #NN%
, =====
, NOTE - DON'T FORGET TO ADD NEW TEST FUNCTIONS TO FUNCTION ObjectiveFunction() ABOVE !!
, =====
END SELECT

```

```

IF Nd% > 100 THEN Nt% = MIN(Nt%,200) 'to avoid array dimensioning problems
DiagLength = 0## : FOR i% = 1 TO Nd% : DiagLength = DiagLength + (XiMax(i%)-XiMin(i%))^2 : NEXT i% : DiagLength = SQR(DiagLength) 'compute length of decision space principal
diagonal
END SUB 'GetFunctionRunParameters()
'-----
FUNCTION ParrottF4(R(),Nd%,p%,j%) 'Parrott F4 (1-D)
'MAXIMUM = 1 AT ~0.0796875... WITH ZERO OFFSET (SEEMS TO WORK BEST WITH JUST 3 PROBES, BUT NOT ALLOWED IN THIS VERSION...)
'References:
'Beasley, D., D. R. Bull, and R. R. Martin, "A Sequential Niche Technique for Multimodal
'Function Optimization," Evol. Comp. (MIT Press), vol. 1, no. 2, 1993, pp. 101-125
'(online at http://citeseer.ist.psu.edu/beasley93sequential.html).
'Parrott, D., and X. Li, "Locating and Tracking Multiple Dynamic Optima by a Particle Swarm
'Model Using Speciation," IEEE Trans. Evol. Computation, vol. 10, no. 4, Aug. 2006, pp. 440-458.
LOCAL Z, x, offset AS EXT
offset = 0##
x = R(p%,1,j%)
Z = EXP(-2##*LOG(2##)*((x-0.08##-offset)/0.854##)^2)*(SIN(5##*Pi*(x-offset)^0.75##-0.05##)))^6 'WARNING! This is a NATURAL LOG, NOT Log10!!!
ParrottF4 = Z
END FUNCTION 'ParrottF4()
'-----
FUNCTION SGO(R(),Nd%,p%,j%) 'SGO Function (2-D)
'MAXIMUM = ~130.8323226... @ ~(-2.8362075..., -2.8362075...) WITH ZERO OFFSET.
'Reference:
'Hsiao, Y., Chuang, C., Jiang, J., and Chien, C., "A Novel Optimization Algorithm: Space
'Gravitational Optimization," Proc. of 2005 IEEE International Conference on Systems, Man,
'and Cybernetics, 3, 2323-2328. (2005)
LOCAL x1, x2, Z, t1, t2, SGOx1offset, SGOx2offset AS EXT
SGOx1offset = 0## : SGOx2offset = 0##
' SGOx1offset = 40## : SGOx2offset = 10##
x1 = R(p%,1,j%) - SGOx1offset : x2 = R(p%,2,j%) - SGOx2offset
t1 = x1^4 - 16##*x1^2 + 0.5##*x1 : t2 = x2^4 - 16##*x2^2 + 0.5##*x2
Z = t1 + t2
SGO = -Z
END FUNCTION 'SGO()
'-----
FUNCTION GoldsteinPrice(R(),Nd%,p%,j%) 'Goldstein-Price Function (2-D)
'MAXIMUM = -3 @ (0,-1) WITH ZERO OFFSET.
'Reference:
'Cui, Z., Zeng, J., and Sun, G. (2006) 'A Fast Particle Swarm Optimization,' Int'l. J.
'Innovative Computing, Information and Control, vol. 2, no. 6, December, pp. 1365-1380.
LOCAL Z, x1, x2, offset1, offset2, t1, t2 AS EXT
offset1 = 0## : offset2 = 0##
' offset1 = 20## : offset2 = -10##
x1 = R(p%,1,j%)-offset1 : x2 = R(p%,2,j%)-offset2
t1 = 1##+(x1+x2+1##)^2*(19##-14##*x1+3##*x1^2-14##*x2+6##*x1*x2+3##*x2^2)
t2 = 30##+(2##*x1-3##*x2)^2*(18##-32##*x1+12##*x1^2+48##*x2-36##*x1*x2+27##*x2^2)
Z = t1*t2
GoldsteinPrice = -Z
END FUNCTION 'GoldsteinPrice()
'-----
FUNCTION StepFunction(R(),Nd%,p%,j%) 'Step Function (n-D)
'MAXIMUM VALUE = 0 @ [Offset]^n.
'Reference:
'Yao, X., Liu, Y., and Lin, G., "Evolutionary Programming Made Faster,"
'IEEE Trans. Evolutionary Computation, Vol. 3, No. 2, 82-102, Jul. 1999.
LOCAL Offset, Z AS EXT
LOCAL i%
Z = 0## : Offset = 0## '75.123## '0##
FOR i% = 1 TO Nd%
IF Nd% = 2 AND i% = 1 THEN Offset = 75 '75##

```

```

        IF Nd% = 2 AND i% = 2 THEN Offset = 35 '30 '35##
        Z = Z + INT((R(p%,i%,j%)-Offset) + 0.5##)^2
    NEXT i%
    StepFunction = -Z
END FUNCTION 'StepFunction()
'-----
FUNCTION Schwefel226(R(),Nd%,p%,j%) 'Schwefel Problem 2.26 (n-D)
'MAXIMUM = 12,569.5 @ [420.8687]^30 (30-D CASE).
'Reference:
'Yao, X., Liu, Y., and Lin, G., "Evolutionary Programming Made Faster,"
'IEEE Trans. Evolutionary Computation, Vol. 3, No. 2, 82-102, Jul. 1999.
    LOCAL Z, Xi AS EXT
    LOCAL i%
    Z = 0##
    FOR i% = 1 TO Nd%
        Xi = R(p%,i%,j%)
        Z = Z + Xi*SIN(SQR(ABS(Xi)))
    NEXT i%
    Schwefel226 = Z
END FUNCTION 'SCHWEFEL226()
'-----
FUNCTION Colville(R(),Nd%,p%,j%) 'Colville Function (4-D)
'MAXIMUM = 0 @ (1,1,1,1) WITH ZERO OFFSET.
'Reference:
'Doo-Hyun, and Se-Young, O., "A New Mutation Rule for Evolutionary Programming Motivated from
'Backpropagation Learning," IEEE Trans. Evolutionary Computation, Vol. 4, No. 2, pp. 188-190,
'July 2000.
    LOCAL Z, x1, x2, x3, x4, offset AS EXT
    offset = 0## '7.123##
    x1 = R(p%,1,j%)-offset : x2 = R(p%,2,j%)-offset : x3 = R(p%,3,j%)-offset : x4 = R(p%,4,j%)-offset
    Z = 100##*(x2-x1^2)^2 + (1##-x1)^2 + _
        90##*(x4-x3^2)^2 + (1##-x3)^2 + _
        10.1##*((x2-1##)^2 + (x4-1##)^2) + _
        19.8##*(x2-1##)*(x4-1##)
    Colville = -Z
END FUNCTION 'Colville()
'-----
FUNCTION Griewank(R(),Nd%,p%,j%) 'Griewank (n-D)
'Max of zero at (0,...,0)
'Reference: Yao, X., Liu, Y., and Lin, G., "Evolutionary Programming Made Faster,"
'IEEE Trans. Evolutionary Computation, Vol. 3, No. 2, 82-102, Jul. 1999.
    LOCAL Offset, Sum, Prod, Z, Xi AS EXT
    LOCAL i%
    Sum = 0## : Prod = 1##
    Offset = 75.123##
    FOR i% = 1 TO Nd%
        Xi = R(p%,i%,j%) - Offset
        Sum = Sum + Xi^2
        Prod = Prod*COS(Xi/SQR(i%))
    NEXT i%
    Z = Sum/4000## - Prod + 1##
    Griewank = -Z
END FUNCTION 'Griewank()
'-----
FUNCTION Himmelblau(R(),Nd%,p%,j%) 'Himmelblau (2-D)
    LOCAL Z, x1, x2, offset AS EXT
    offset = 0##
    x1 = R(p%,1,j%)-offset : x2 = R(p%,2,j%)-offset
    Z = 200## - (x1^2 + x2 - 11##)^2 - (x1+x2^2-7##)^2
    Himmelblau = Z

```



```

END FUNCTION 'Himmelblau()
'-----
FUNCTION Rosenbrock(R(),Nd%,p%,j%) 'Rosenbrock (n-D)
'MAXIMUM = 0 @ [1,...,1]^n (n-D CASE).
'Reference: Yao, X., Liu, Y., and Lin, G., "Evolutionary Programming Made Faster,"
'IEEE Trans. Evolutionary Computation, Vol. 3, No. 2, 82-102, Jul. 1999.

LOCAL Z, Xi, Xi1 AS EXT
LOCAL i%
Z = 0##
FOR i% = 1 TO Nd%-1
  Xi = R(p%,i%,j%) : Xi1 = R(p%,i%+1,j%)
  Z = Z + 100##*(Xi1-Xi^2)^2 + (Xi-1##)^2
NEXT i%
Rosenbrock = -Z
END FUNCTION 'ROSENBR0CK()
'-----
FUNCTION Sphere(R(),Nd%,p%,j%) 'Sphere (n-D)
'MAXIMUM = 0 @ [0,...,0]^n (n-D CASE).
'Reference: Yao, X., Liu, Y., and Lin, G., "Evolutionary Programming Made Faster,"
'IEEE Trans. Evolutionary Computation, Vol. 3, No. 2, 82-102, Jul. 1999.

LOCAL Z, Xi, Xi1 AS EXT
LOCAL i%
Z = 0##
FOR i% = 1 TO Nd%
  Xi = R(p%,i%,j%)
  Z = Z + Xi^2
NEXT i%
Sphere = -Z
END FUNCTION 'SPHERE()
'-----
FUNCTION F1(R(),Nd%,p%,j%) 'F1 (n-D)
'MAXIMUM = ZERO (n-D CASE).
'Reference:
LOCAL Z, Xi AS EXT
LOCAL i%
Z = 0##
FOR i% = 1 TO Nd%
  Xi = R(p%,i%,j%)
  Z = Z + Xi^2
NEXT i%
F1 = -Z
END FUNCTION 'F1
'-----
FUNCTION F2(R(),Nd%,p%,j%) 'F2 (n-D)
'MAXIMUM = ZERO (n-D CASE).
'Reference:
LOCAL Sum, prod, Z, Xi AS EXT
LOCAL i%
Z = 0## : Sum = 0## : Prod = 1##
FOR i% = 1 TO Nd%
  Xi = R(p%,i%,j%)
  Sum = Sum+ ABS(Xi)
  Prod = Prod*ABS(Xi)
NEXT i%
Z = Sum + Prod
F2 = -Z

```

```

END FUNCTION 'F2
'-----
FUNCTION F3(R(),Nd%,p%,j%) 'F3 (n-D)
'MAXIMUM = ZERO (n-D CASE).
'Reference:
  LOCAL Z, Xk, Sum AS EXT
  LOCAL i%, k%
  Z = 0##
  FOR i% = 1 TO Nd%
    Sum = 0##
    FOR k% = 1 TO i%
      Xk = R(p%,k%,j%)
      Sum = Sum + Xk
    NEXT k%
    Z = Z + Sum^2
  NEXT i%
  F3 = -Z
END FUNCTION 'F3
'-----
FUNCTION F4(R(),Nd%,p%,j%) 'F4 (n-D)
'MAXIMUM = ZERO (n-D CASE).
'Reference:
  LOCAL Z, Xi, MaxXi AS EXT
  LOCAL i%
  MaxXi = -1E4200
  FOR i% = 1 TO Nd%
    Xi = R(p%,i%,j%)
    IF ABS(Xi) >= MaxXi THEN MaxXi = ABS(Xi)
  NEXT i%
  F4 = -MaxXi
END FUNCTION 'F4
'-----
FUNCTION F5(R(),Nd%,p%,j%) 'F5 (n-D)
'MAXIMUM = ZERO (n-D CASE).
'Reference:
  LOCAL Z, Xi, XiPlus1 AS EXT
  LOCAL i%
  Z = 0##
  FOR i% = 1 TO Nd%-1
    Xi = R(p%,i%,j%)
    XiPlus1 = R(p%,i%+1,j%)
    Z = Z + (100##*(XiPlus1-Xi^2)^2+(Xi-1##))^2
  NEXT i%
  F5 = -Z
END FUNCTION 'F5
'-----
FUNCTION F6(R(),Nd%,p%,j%) 'F6
'MAXIMUM VALUE = 0 @ [Offset]^n.
'Reference:
'Yao, X., Liu, Y., and Lin, G., "Evolutionary Programming Made Faster,"
'IEEE Trans. Evolutionary Computation, Vol. 3, No. 2, 82-102, Jul. 1999.
  LOCAL Z AS EXT
  LOCAL i%
  Z = 0##
  FOR i% = 1 TO Nd%
    Z = Z + INT(R(p%,i%,j%) + 0.5##)^2
  NEXT i%

```

```

F6 = -Z
END FUNCTION 'F6
'-----
FUNCTION F7(R(),Nd%,p%,j%) 'F7
'MAXIMUM VALUE = 0 @ [Offset]^n.
'Reference:
'Yao, X., Liu, Y., and Lin, G., "Evolutionary Programming Made Faster,"
'IEEE Trans. Evolutionary Computation, Vol. 3, No. 2, 82-102, Jul. 1999.

LOCAL Z, Xi AS EXT
LOCAL i%
Z = 0##
FOR i% = 1 TO Nd%
    Xi = R(p%,i%,j%)
    Z = Z + i%*Xi^4
NEXT i%
F7 = -Z - RandomNum(0##,1##)
END FUNCTION 'F7
'-----
FUNCTION F8(R(),Nd%,p%,j%) '(n-D) F8 [Schwefel Problem 2.26]
'MAXIMUM = 12,569.5 @ [420.8687]^30 (30-D CASE).
'Reference:
'Yao, X., Liu, Y., and Lin, G., "Evolutionary Programming Made Faster,"
'IEEE Trans. Evolutionary Computation, Vol. 3, No. 2, 82-102, Jul. 1999.

LOCAL Z, Xi AS EXT
LOCAL i%
Z = 0##
FOR i% = 1 TO Nd%
    Xi = R(p%,i%,j%)
    Z = Z - Xi*SIN(SQR(ABS(Xi)))
NEXT i%
F8 = -Z
END FUNCTION 'F8
'-----
FUNCTION F9(R(),Nd%,p%,j%) '(n-D) F9 [Rastrigin]
'MAXIMUM = ZERO (n-D CASE).
'Reference:
'Yao, X., Liu, Y., and Lin, G., "Evolutionary Programming Made Faster,"
'IEEE Trans. Evolutionary Computation, Vol. 3, No. 2, 82-102, Jul. 1999.

LOCAL Z, Xi AS EXT
LOCAL i%
Z = 0##
FOR i% = 1 TO Nd%
    Xi = R(p%,i%,j%)
    Z = Z + (Xi^2 - 10##*COS(TwoPi*Xi) + 10##)^2
NEXT i%
F9 = -Z
END FUNCTION 'F9
'-----
FUNCTION F10(R(),Nd%,p%,j%) '(n-D) F10 [Ackley's Function]
'MAXIMUM = ZERO (n-D CASE).
'Reference:
'Yao, X., Liu, Y., and Lin, G., "Evolutionary Programming Made Faster,"
'IEEE Trans. Evolutionary Computation, Vol. 3, No. 2, 82-102, Jul. 1999.

LOCAL Z, Xi, Sum1, Sum2 AS EXT
LOCAL i%
Z = 0## : Sum1 = 0## : Sum2 = 0##
FOR i% = 1 TO Nd%
    Xi = R(p%,i%,j%)

```

```

Sum1 = Sum1 + Xi^2
Sum2 = Sum2 + COS(TwoPi*Xi)
NEXT i%
Z = -20##*EXP(-0.2##*SQR(Sum1/Nd%)) - EXP(Sum2/Nd%) + 20## + e
F10 = -Z
END FUNCTION 'F10
'-----
FUNCTION F11(R(),Nd%,p%,j%) '(n-D) F11
'MAXIMUM = ZERO (n-D CASE).
'Reference:
'Yao, X., Liu, Y., and Lin, G., "Evolutionary Programming Made Faster,"
'IEEE Trans. Evolutionary Computation, Vol. 3, No. 2, 82-102, Jul. 1999.
LOCAL Z, Xi, Sum, Prod AS EXT
LOCAL i%
Z = 0## : Sum = 0## : Prod = 1##
FOR i% = 1 TO Nd%
Xi = R(p%,i%,j%)
Sum = Sum + (Xi-100##)^2
Prod = Prod*COS((Xi-100##)/SQR(i%))
NEXT i%
Z = Sum/4000## - Prod + 1##
F11 = -Z
END FUNCTION 'F11
'-----
FUNCTION u(Xi,a,k,m)
LOCAL Z AS EXT
Z = 0##
SELECT CASE Xi
CASE > a : Z = k*(Xi-a)^m
CASE < -a : Z = k*(-Xi-a)^m
END SELECT
u = Z
END FUNCTION
'-----
FUNCTION F12(R(),Nd%,p%,j%) '(n-D) F12, Penalized #1
'Ref: Yao(1999). Max=0 @ (-1,-1,...,-1), -50<Xi<50.
LOCAL Offset, Sum1, Sum2, Z, X1, Y1, Xn, Yn, Xi, Yi, XiPlus1, YiPlus1 AS EXT
LOCAL i%, m%, A$
X1 = R(p%,1,j%) : Y1 = 1## + (X1+1##)/4##
Xn = R(p%,Nd%,j%) : Yn = 1## + (Xn+1##)/4##
Sum1 = 0##
FOR i% = 1 TO Nd%-1
Xi = R(p%,i%,j%) : Yi = 1## + (Xi+1##)/4##
XiPlus1 = R(p%,i%+1,j%) : YiPlus1 = 1## + (XiPlus1+1##)/4##
Sum1 = Sum1 + (Yi-1##)^2*(1##+10##*(SIN(Pi*YiPlus1))^2)
NEXT i%
Sum1 = Sum1 + 10##*(SIN(Pi*Y1))^2 + (Yn-1##)^2
Sum1 = Pi*Sum1/Nd%
Sum2 = 0##
FOR i% = 1 TO Nd%
Xi = R(p%,i%,j%)
Sum2 = Sum2 + u(Xi,10##,100##,4##)
NEXT i%
Z = Sum1 + Sum2
F12 = -Z
END FUNCTION 'F12()
'-----
FUNCTION F13(R(),Nd%,p%,j%) '(n-D) F13, Penalized #2

```

```

'Ref: Yao(1999). Max=0 @ (1,1,...,1), -50<Xi<50.
LOCAL Offset, Sum1, Sum2, Z, Xi, Xn, XiPlus1, X1 AS EXT
LOCAL i%, m%, A$
Xi = R(p%,1,j%) : Xn = R(p%,Nd%,j%)
Sum1 = 0##
FOR i% = 1 TO Nd%-1
    Xi = R(p%,i%,j%) : XiPlus1 = R(p%,i%+1,j%)
    Sum1 = Sum1 + (Xi-1##)^2*(1##+(SIN(3##*Pi*XiPlus1))^2)
NEXT i%
Sum1 = Sum1 + (SIN(Pi*3##*X1))^2 + (Xn-1##)^2*(1##+(SIN(TwoPi*Xn))^2)
Sum2 = 0##
FOR i% = 1 TO Nd%
    Xi = R(p%,i%,j%)
    Sum2 = Sum2 + u(Xi,5##,100##,4##)
NEXT i%
Z = Sum1/10## + Sum2
F13 = -Z
END FUNCTION 'F13()
'-----
SUB FillArrayAij 'needed for function F14, Shekel's Foxholes
Aij(1,1)=-32## : Aij(1,2)=-16## : Aij(1,3)=0## : Aij(1,4)=16## : Aij(1,5)=32##
Aij(1,6)=-32## : Aij(1,7)=-16## : Aij(1,8)=0## : Aij(1,9)=16## : Aij(1,10)=32##
Aij(1,11)=-32## : Aij(1,12)=-16## : Aij(1,13)=0## : Aij(1,14)=16## : Aij(1,15)=32##
Aij(1,16)=-32## : Aij(1,17)=-16## : Aij(1,18)=0## : Aij(1,19)=16## : Aij(1,20)=32##
Aij(1,21)=-32## : Aij(1,22)=-16## : Aij(1,23)=0## : Aij(1,24)=16## : Aij(1,25)=32##
Aij(2,1)=-32## : Aij(2,2)=-32## : Aij(2,3)=-32## : Aij(2,4)=-32## : Aij(2,5)=-32##
Aij(2,6)=-16## : Aij(2,7)=-16## : Aij(2,8)=-16## : Aij(2,9)=-16## : Aij(2,10)=-16##
Aij(2,11)=0## : Aij(2,12)=0## : Aij(2,13)=0## : Aij(2,14)=0## : Aij(2,15)=0##
Aij(2,16)=16## : Aij(2,17)=16## : Aij(2,18)=16## : Aij(2,19)=16## : Aij(2,20)=16##
Aij(2,21)=32## : Aij(2,22)=32## : Aij(2,23)=32## : Aij(2,24)=32## : Aij(2,25)=32##
END SUB
'-----
FUNCTION F14(R(),Nd%,p%,j%) 'F14 (2-D) Shekel's Foxholes (INVERTED...)
LOCAL Sum1, Sum2, Z, Xi AS EXT
LOCAL i%, jj%
Sum1 = 0##
FOR jj% = 1 TO 25
    Sum2 = 0##
    FOR i% = 1 TO 2
        Xi = R(p%,i%,j%)
        Sum2 = Sum2 + (Xi-Aij(i%,jj%))^6
    NEXT i%
    Sum1 = Sum1 + 1##/(jj%+Sum2)
NEXT jj%
Z = 1##/(0.002##+Sum1)
F14 = -Z
END FUNCTION 'F14
'-----
FUNCTION F16(R(),Nd%,p%,j%) 'F16 (2-D) 6-Hump Camel-Back
LOCAL x1, x2, Z AS EXT
x1 = R(p%,1,j%) : x2 = R(p%,2,j%)
Z = 4##*x1^2 - 2.1##*x1^4 + x1^6/3## + x1*x2 - 4*x2^2 + 4*x2^4
F16 = -Z
END FUNCTION 'F16
'-----
FUNCTION F15(R(),Nd%,p%,j%) 'F15 (4-D) Kowalik's Function
'Global maximum = -0.0003075 @ (0.1928,0.1908,0.1231,0.1358)
LOCAL x1, x2, x3, x4, Num, Denom, Z, Aj(), Bj() AS EXT
LOCAL jj%
REDIM Aj(1 TO 11), Bj(1 TO 11)
Aj(1) = 0.1957## : Bj(1) = 1##/0.25##

```

```

A_j(2) = 0.1947## : B_j(2) = 1##/0.50##
A_j(3) = 0.1735## : B_j(3) = 1##/1.00##
A_j(4) = 0.1600## : B_j(4) = 1##/2.00##
A_j(5) = 0.0844## : B_j(5) = 1##/4.00##
A_j(6) = 0.0627## : B_j(6) = 1##/6.00##
A_j(7) = 0.0456## : B_j(7) = 1##/8.00##
A_j(8) = 0.0342## : B_j(8) = 1##/10.0##
A_j(9) = 0.0323## : B_j(9) = 1##/12.0##
A_j(10) = 0.0235## : B_j(10) = 1##/14.0##
A_j(11) = 0.0246## : B_j(11) = 1##/16.0##

Z = 0##

x1 = R(p%,1,j%) : x2 = R(p%,2,j%) : x3 = R(p%,3,j%) : x4 = R(p%,4,j%)

FOR jj% = 1 TO 11

    Num = x1*(B_j(jj%)^2+B_j(jj%)*x2)
    Denom = B_j(jj%)^2+B_j(jj%)*x3+x4
    Z = Z + (A_j(jj%)-Num/Denom)^2
NEXT jj%

F15 = -Z

END FUNCTION 'F15

'-----
FUNCTION F17(R(),Nd%,p%,j%) 'F17, (2-D) Branin
'Global maximum = -0.398 @ (-3.142,12.275), (3.142,2.275), (9.425,2.425)

LOCAL x1, x2, Z AS EXT

x1 = R(p%,1,j%) : x2 = R(p%,2,j%)

Z = (x2-5.1##*x1^2/(4##*Pi^2)+5##*x1/Pi-6##)^2 + 10##*(1##-1##/(8##*Pi))*COS(x1) + 10##

F17 = -Z

END FUNCTION 'F17

'-----
FUNCTION F18(R(),Nd%,p%,j%) 'Goldstein-Price 2-D Test Function
'Global maximum = -3 @ (0,-1)

LOCAL Z, x1, x2, t1, t2 AS EXT

x1 = R(p%,1,j%) : x2 = R(p%,2,j%)

t1 = 1##+(x1+x2+1##)^2*(19##-14##*x1+3##*x1^2-14##*x2+6##*x1*x2+3##*x2^2)
t2 = 30##+(2##*x1-3##*x2)^2*(18##-32##*x1+12##*x1^2+48##*x2-36##*x1*x2+27##*x2^2)

Z = t1*t2

F18 = -Z

END FUNCTION 'F18()

'-----
FUNCTION F19(R(),Nd%,p%,j%) 'F19 (3-D) Hartman's Family #1
'Global maximum = 3.86 @ (0.114,0.556,0.852)

LOCAL Xi, Z, Sum, A_ji(), C_j(), P_ji() AS EXT

LOCAL i%, jj%, m%

REDIM A_ji(1 TO 4, 1 TO 3), C_j(1 TO 4), P_ji(1 TO 4, 1 TO 3)

A_ji(1,1) = 3.0## : A_ji(1,2) = 10## : A_ji(1,3) = 30## : C_j(1) = 1.0##
A_ji(2,1) = 0.1## : A_ji(2,2) = 10## : A_ji(2,3) = 35## : C_j(2) = 1.2##
A_ji(3,1) = 3.0## : A_ji(3,2) = 10## : A_ji(3,3) = 30## : C_j(3) = 3.0##
A_ji(4,1) = 0.1## : A_ji(4,2) = 10## : A_ji(4,3) = 35## : C_j(4) = 3.2##

P_ji(1,1) = 0.36890## : P_ji(1,2) = 0.1170## : P_ji(1,3) = 0.2673##
P_ji(2,1) = 0.46990## : P_ji(2,2) = 0.4387## : P_ji(2,3) = 0.7470##
P_ji(3,1) = 0.10910## : P_ji(3,2) = 0.8732## : P_ji(3,3) = 0.5547##
P_ji(4,1) = 0.03815## : P_ji(4,2) = 0.5743## : P_ji(4,3) = 0.8828##

Z = 0##

FOR jj% = 1 TO 4

    Sum = 0##

    FOR i% = 1 TO 3

        Xi = R(p%,i%,j%)

        Sum = Sum + A_ji(jj%,i%)*(Xi-P_ji(jj%,i%))^2

    NEXT i%

    Z = Z + C_j(jj%)*EXP(-Sum)

NEXT jj%

F19 = Z

END FUNCTION 'F19

'-----
FUNCTION F20(R(),Nd%,p%,j%) 'F20 (6-D) Hartman's Family #2
'Global maximum = 3.32 @ (0.201,0.150,0.477,0.275,0.311,0.657)

```

```

LOCAL Xi, Z, Sum, Aji(), Cj(), Pji() AS EXT
LOCAL i%, jj%, m%
REDIM Aji(1 TO 4, 1 TO 6), Cj(1 TO 4), Pji(1 TO 4, 1 TO 6)

Aji(1,1) = 10.0## : Aji(1,2) = 3.00## : Aji(1,3) = 17.0## : Cj(1) = 1.0##
Aji(2,1) = 0.05## : Aji(2,2) = 10.0## : Aji(2,3) = 17.0## : Cj(2) = 1.2##
Aji(3,1) = 3.00## : Aji(3,2) = 3.50## : Aji(3,3) = 1.70## : Cj(3) = 3.0##
Aji(4,1) = 17.0## : Aji(4,2) = 8.00## : Aji(4,3) = 0.05## : Cj(4) = 3.2##

Aji(1,4) = 3.5## : Aji(1,5) = 1.7## : Aji(1,6) = 8##
Aji(2,4) = 0.1## : Aji(2,5) = 8## : Aji(2,6) = 14##
Aji(3,4) = 10## : Aji(3,5) = 17## : Aji(3,6) = 8##
Aji(4,4) = 10## : Aji(4,5) = 0.1## : Aji(4,6) = 14##

Pji(1,1) = 0.13120## : Pji(1,2) = 0.1696## : Pji(1,3) = 0.5569##
Pji(2,1) = 0.23290## : Pji(2,2) = 0.4135## : Pji(2,3) = 0.8307##
Pji(3,1) = 0.23480## : Pji(3,2) = 0.1415## : Pji(3,3) = 0.3522##
Pji(4,1) = 0.40470## : Pji(4,2) = 0.8828## : Pji(4,3) = 0.8732##

Pji(1,4) = 0.01240## : Pji(1,5) = 0.8283## : Pji(1,6) = 0.5886##
Pji(2,4) = 0.37360## : Pji(2,5) = 0.1004## : Pji(2,6) = 0.9991##
Pji(3,4) = 0.28830## : Pji(3,5) = 0.3047## : Pji(3,6) = 0.6650##
Pji(4,4) = 0.57430## : Pji(4,5) = 0.1091## : Pji(4,6) = 0.0381##

Z = 0##

FOR jj% = 1 TO 4
  Sum = 0##
  FOR i% = 1 TO 6
    Xi = R(p%, i%, j%)
    Sum = Sum + Aji(jj%, i%) * (Xi - Pji(jj%, i%)) ^ 2
  NEXT i%
  Z = Z + Cj(jj%) * EXP(-Sum)
NEXT jj%
F20 = Z
END FUNCTION 'F20
'-----

FUNCTION F21(R(), Nd%, p%, j%) 'F21 (4-D) Shekel's Family m=5
'Global maximum = 10

LOCAL Xi, Z, Sum, Aji(), Cj() AS EXT
LOCAL i%, jj%, m%
m% = 5 : REDIM Aji(1 TO m%, 1 TO 4), Cj(1 TO m%)

Aji(1,1) = 4## : Aji(1,2) = 4## : Aji(1,3) = 4## : Aji(1,4) = 4## : Cj(1) = 0.1##
Aji(2,1) = 1## : Aji(2,2) = 1## : Aji(2,3) = 1## : Aji(2,4) = 1## : Cj(2) = 0.2##
Aji(3,1) = 8## : Aji(3,2) = 8## : Aji(3,3) = 8## : Aji(3,4) = 8## : Cj(3) = 0.2##
Aji(4,1) = 6## : Aji(4,2) = 6## : Aji(4,3) = 6## : Aji(4,4) = 6## : Cj(4) = 0.4##
Aji(5,1) = 3## : Aji(5,2) = 7## : Aji(5,3) = 3## : Aji(5,4) = 7## : Cj(5) = 0.4##

Z = 0##

FOR jj% = 1 TO m% 'NOTE: Index jj% is used to avoid same variable name as j%
  Sum = 0##
  FOR i% = 1 TO 4 'Shekel's family is 4-D only
    Xi = R(p%, i%, j%)
    Sum = Sum + (Xi - Aji(jj%, i%)) ^ 2
  NEXT i%
  Z = Z + 1## / (Sum + Cj(jj%))
NEXT jj%
F21 = Z
END FUNCTION 'F21
'-----

FUNCTION F22(R(), Nd%, p%, j%) 'F22 (4-D) Shekel's Family m=7
'Global maximum = 10

LOCAL Xi, Z, Sum, Aji(), Cj() AS EXT
LOCAL i%, jj%, m%
m% = 7 : REDIM Aji(1 TO m%, 1 TO 4), Cj(1 TO m%)

Aji(1,1) = 4## : Aji(1,2) = 4## : Aji(1,3) = 4## : Aji(1,4) = 4## : Cj(1) = 0.1##
Aji(2,1) = 1## : Aji(2,2) = 1## : Aji(2,3) = 1## : Aji(2,4) = 1## : Cj(2) = 0.2##
Aji(3,1) = 8## : Aji(3,2) = 8## : Aji(3,3) = 8## : Aji(3,4) = 8## : Cj(3) = 0.2##
Aji(4,1) = 6## : Aji(4,2) = 6## : Aji(4,3) = 6## : Aji(4,4) = 6## : Cj(4) = 0.4##
Aji(5,1) = 3## : Aji(5,2) = 7## : Aji(5,3) = 3## : Aji(5,4) = 7## : Cj(5) = 0.4##
Aji(6,1) = 2## : Aji(6,2) = 9## : Aji(6,3) = 2## : Aji(6,4) = 9## : Cj(6) = 0.6##
Aji(7,1) = 5## : Aji(7,2) = 5## : Aji(7,3) = 3## : Aji(7,4) = 3## : Cj(7) = 0.3##

Z = 0##

FOR jj% = 1 TO m% 'NOTE: Index jj% is used to avoid same variable name as j%
  Sum = 0##

```

```

FOR i% = 1 TO 4 'Shekel's family is 4-D only
  Xi = R(p%,i%,j%)
  Sum = Sum + (Xi-Aji(jj%,i%))^2
NEXT i%
Z = Z + 1##/(Sum + Cj(jj%))
NEXT jj%
F22 = Z
END FUNCTION 'F22
'-----
FUNCTION F23(R(),Nd%,p%,j%) 'F23 (4-D) Shekel's Family m=10
'Global maximum = 10
LOCAL Xi, Z, Sum, Aji(), Cj() AS EXT
LOCAL i%, jj%, m%
m% = 10 : REDIM Aji(1 TO m%, 1 TO 4), Cj(1 TO m%)
Aji(1,1) = 4## : Aji(1,2) = 4## : Aji(1,3) = 4## : Aji(1,4) = 4## : Cj(1) = 0.1##
Aji(2,1) = 1## : Aji(2,2) = 1## : Aji(2,3) = 1## : Aji(2,4) = 1## : Cj(2) = 0.2##
Aji(3,1) = 8## : Aji(3,2) = 8## : Aji(3,3) = 8## : Aji(3,4) = 8## : Cj(3) = 0.2##
Aji(4,1) = 6## : Aji(4,2) = 6## : Aji(4,3) = 6## : Aji(4,4) = 6## : Cj(4) = 0.4##
Aji(5,1) = 3## : Aji(5,2) = 7## : Aji(5,3) = 3## : Aji(5,4) = 7## : Cj(5) = 0.4##
Aji(6,1) = 2## : Aji(6,2) = 9## : Aji(6,3) = 2## : Aji(6,4) = 9## : Cj(6) = 0.6##
Aji(7,1) = 5## : Aji(7,2) = 5## : Aji(7,3) = 3## : Aji(7,4) = 3## : Cj(7) = 0.3##
Aji(8,1) = 8## : Aji(8,2) = 1## : Aji(8,3) = 8## : Aji(8,4) = 1## : Cj(8) = 0.7##
Aji(9,1) = 6## : Aji(9,2) = 2## : Aji(9,3) = 6## : Aji(9,4) = 2## : Cj(9) = 0.5##
Aji(10,1) = 7## : Aji(10,2) = 3.6## : Aji(10,3) = 7## : Aji(10,4) = 3.6## : Cj(10) = 0.5##
Z = 0##
FOR jj% = 1 TO m% 'NOTE: Index jj% is used to avoid same variable name as j%
  Sum = 0##
  FOR i% = 1 TO 4 'Shekel's family is 4-D only
    Xi = R(p%,i%,j%)
    Sum = Sum + (Xi-Aji(jj%,i%))^2
  NEXT i%
  Z = Z + 1##/(Sum + Cj(jj%))
NEXT jj%
F23 = Z
END FUNCTION 'F23
'===== END FUNCTION DEFINITIONS =====
SUB Plot2DbestProbeTrajectories(NumTrajectories%,M(),R(),XiMin(),XiMax(),Np%,Nd%,LastStep%,FunctionName%)
LOCAL TrajectoryNumber%, ProbeNumber%, StepNumber%, N%, M%, ProcID???
LOCAL MaximumFitness, MinimumFitness AS EXT
LOCAL BestProbeThisStep%()
LOCAL BestFitnessThisStep(), TempFitness() AS EXT
LOCAL Annotation$, xCoord$, yCoord$, GnuPlotEXE$, PlotWithLines$
Annotation$ = ""
PlotWithLines$ = "YES" "NO"
NumTrajectories% = MIN(Np%,NumTrajectories%)
GnuPlotEXE$ = "wgnuplot.exe"
'----- Get Min/Max Fitnesses -----
MaximumFitness = M(1,0) : MinimumFitness = M(1,0) 'Note: M(p%,j%)
FOR StepNumber% = 0 TO LastStep%
  FOR ProbeNumber% = 1 TO Np%
    IF M(ProbeNumber%,StepNumber%) >= MaximumFitness THEN MaximumFitness = M(ProbeNumber%,StepNumber%)
    IF M(ProbeNumber%,StepNumber%) <= MinimumFitness THEN MinimumFitness = M(ProbeNumber%,StepNumber%)
  NEXT ProbeNumber%
NEXT StepNumber%
'----- Copy Fitness Array M() into TempFitness to Preserve M() -----
REDIM TempFitness(1 TO Np%, 0 TO LastStep%)
FOR StepNumber% = 0 TO LastStep%
  FOR ProbeNumber% = 1 TO Np%
    TempFitness(ProbeNumber%,StepNumber%) = M(ProbeNumber%,StepNumber%)
  NEXT ProbeNumber%
NEXT StepNumber%

```



```

' ----- LOOP ON TRAJECTORIES -----
FOR TrajectoryNumber% = 1 TO NumTrajectories%
' ----- Get Trajectory Coordinate Data -----
REDIM BestFitnessThisStep(0 TO LastStep%), BestProbeThisStep%(0 TO LastStep%)
FOR StepNumber% = 0 TO LastStep%
    BestFitnessThisStep(StepNumber%) = TempFitness(1,StepNumber%)
    FOR ProbeNumber% = 1 TO Np%
        IF TempFitness(ProbeNumber%,StepNumber%) >= BestFitnessThisStep(StepNumber%) THEN
            BestFitnessThisStep(StepNumber%) = TempFitness(ProbeNumber%,StepNumber%)
            BestProbeThisStep%(StepNumber%) = ProbeNumber%
        END IF
    NEXT ProbeNumber%
NEXT StepNumber%
' ----- Create Plot Data File -----
N% = FREEFILE
SELECT CASE TrajectoryNumber%
    CASE 1 : OPEN "t1" FOR OUTPUT AS #N%
    CASE 2 : OPEN "t2" FOR OUTPUT AS #N%
    CASE 3 : OPEN "t3" FOR OUTPUT AS #N%
    CASE 4 : OPEN "t4" FOR OUTPUT AS #N%
    CASE 5 : OPEN "t5" FOR OUTPUT AS #N%
    CASE 6 : OPEN "t6" FOR OUTPUT AS #N%
    CASE 7 : OPEN "t7" FOR OUTPUT AS #N%
    CASE 8 : OPEN "t8" FOR OUTPUT AS #N%
    CASE 9 : OPEN "t9" FOR OUTPUT AS #N%
    CASE 10 : OPEN "t10" FOR OUTPUT AS #N%
END SELECT
' ----- Write Plot File Data -----
M% = freefile : open "BestProbData" for output as #M% 'debug
' print #M%, " Step # BestProbe#          x1          x2"
FOR StepNumber% = 0 TO LastStep%
    PRINT #N%, USING$( "#####.#####.#####.#####",R(BestProbeThisStep%(StepNumber%),1,StepNumber%),R(BestProbeThisStep%(StepNumber%),2,StepNumber%) )
    PRINT #M%, USING$( "#####.#####.#####.#####",R(BestProbeThisStep%(StepNumber%),1,StepNumber%),R(BestProbeThisStep%(StepNumber%),2,StepNumber%) )
#####.#####",StepNumber%,BestProbeThisStep%(StepNumber%),R(BestProbeThisStep%(StepNumber%),1,StepNumber%),R(BestProbeThisStep%(StepNumber%),2,StepNumber%)
    TempFitness(BestProbeThisStep%(StepNumber%),StepNumber%) = MinimumFitness 'so that same max will not be found for next trajectory
NEXT StepNumber%
CLOSE #N%
' Close #M%
NEXT TrajectoryNumber%
' ----- Plot Trajectories -----
CALL CreateGnuplotINifile(0.13##*ScreenWidth%,0.18##*ScreenHeight%,0.7##*ScreenHeight%,0.7##*ScreenHeight%)
Annotation$ = ""
N% = FREEFILE
OPEN "cmd2d.gp" FOR OUTPUT AS #N%
PRINT #N%, "set xrange [" + REMOVE$(STR$(Ximin(1)),ANY" ") + ":" + REMOVE$(STR$(Ximax(1)),ANY" ") + "]"
PRINT #N%, "set yrange [" + REMOVE$(STR$(Ximin(2)),ANY" ") + ":" + REMOVE$(STR$(Ximax(2)),ANY" ") + "]"
'PRINT #N%, "set label " + Quote$ + Annotation$ + Quote$ + " at graph " + xCoord$ + ", " + yCoord$
PRINT #N%, "set grid xtics " + "10"
PRINT #N%, "set grid ytics " + "10"
PRINT #N%, "set grid mxtics"
PRINT #N%, "set grid mytics"
PRINT #N%, "show grid"
PRINT #N%, "set title " + Quote$ + "2D " + FunctionName$ + " TRAJECTORIES OF PROBES WITH BEST\FITNESSES (ORDERED BY FITNESS)" + "\n" + RunID$ + Quote$
PRINT #N%, "set xlabel " + Quote$ + "x1\n\n" + Quote$
PRINT #N%, "set ylabel " + Quote$ + "\nx2" + Quote$
IF PlotWithLines$ = "YES" THEN
    SELECT CASE NumTrajectories%
        CASE 1 : PRINT #N%, "plot "+Quote$+"t1"+Quote$+" w l lw 3"
        CASE 2 : PRINT #N%, "plot "+Quote$+"t1"+Quote$+" w l lw 3,"+Quote$+"t2"+Quote$+" w l"
        CASE 3 : PRINT #N%, "plot "+Quote$+"t1"+Quote$+" w l lw 3,"+Quote$+"t2"+Quote$+" w l,"+Quote$+"t3"+Quote$+" w l"
        CASE 4 : PRINT #N%, "plot "+Quote$+"t1"+Quote$+" w l lw 3,"+Quote$+"t2"+Quote$+" w l,"+Quote$+"t3"+Quote$+" w l,"+Quote$+"t4"+Quote$+" w l"
        CASE 5 : PRINT #N%, "plot "+Quote$+"t1"+Quote$+" w l lw 3,"+Quote$+"t2"+Quote$+" w l,"+Quote$+"t3"+Quote$+" w l,"+Quote$+"t4"+Quote$+" w l,"+Quote$+"t5"+Quote$+" w l"
        CASE 6 : PRINT #N%, "plot "+Quote$+"t1"+Quote$+" w l lw 3,"+Quote$+"t2"+Quote$+" w l,"+Quote$+"t3"+Quote$+" w l,"+Quote$+"t4"+Quote$+" w l,"+Quote$+"t5"+Quote$+" w l,"+Quote$+"t6"+Quote$+" w l"
        CASE 7 : PRINT #N%, "plot "+Quote$+"t1"+Quote$+" w l lw 3,"+Quote$+"t2"+Quote$+" w l,"+Quote$+"t3"+Quote$+" w l,"+Quote$+"t4"+Quote$+" w l,"+Quote$+"t5"+Quote$+" w l,"+Quote$+"t6"+Quote$+" w l,"+
        Quote$+"t7"+Quote$+" w l"
        CASE 8 : PRINT #N%, "plot "+Quote$+"t1"+Quote$+" w l lw 3,"+Quote$+"t2"+Quote$+" w l,"+Quote$+"t3"+Quote$+" w l,"+Quote$+"t4"+Quote$+" w l,"+Quote$+"t5"+Quote$+" w l,"+Quote$+"t6"+Quote$+" w l,"+
        Quote$+"t7"+Quote$+" w l," +Quote$+"t8"+Quote$+" w l"
        CASE 9 : PRINT #N%, "plot "+Quote$+"t1"+Quote$+" w l lw 3,"+Quote$+"t2"+Quote$+" w l,"+Quote$+"t3"+Quote$+" w l,"+Quote$+"t4"+Quote$+" w l,"+Quote$+"t5"+Quote$+" w l,"+Quote$+"t6"+Quote$+" w l,"+
        Quote$+"t7"+Quote$+" w l," +Quote$+"t8"+Quote$+" w l,"+Quote$+"t9"+Quote$+" w l"
        CASE 10 : PRINT #N%, "plot "+Quote$+"t1"+Quote$+" w l lw 3,"+Quote$+"t2"+Quote$+" w l,"+Quote$+"t3"+Quote$+" w l,"+Quote$+"t4"+Quote$+" w l,"+Quote$+"t5"+Quote$+" w l,"+Quote$+"t6"+Quote$+" w l,"+

```

```

END SELECT          Quote$+"t7"+Quote$+" w 1,"      +Quote$+"t8"+Quote$+" w 1,"+Quote$+"t9"+Quote$+" w 1,"+Quote$+"t10"+Quote$+" w 1"
ELSE
SELECT CASE NumTrajectories%
CASE 1 : PRINT #N%, "plot "+Quote$+"t1"+Quote$+" lw 2"
CASE 2 : PRINT #N%, "plot "+Quote$+"t1"+Quote$+" lw 2,"+Quote$+"t2"+Quote$
CASE 3 : PRINT #N%, "plot "+Quote$+"t1"+Quote$+" lw 2,"+Quote$+"t2"+Quote$+" ,"+Quote$+"t3"+Quote$
CASE 4 : PRINT #N%, "plot "+Quote$+"t1"+Quote$+" lw 2,"+Quote$+"t2"+Quote$+" ,"+Quote$+"t3"+Quote$+" ,"+Quote$+"t4"+Quote$
CASE 5 : PRINT #N%, "plot "+Quote$+"t1"+Quote$+" lw 2,"+Quote$+"t2"+Quote$+" ,"+Quote$+"t3"+Quote$+" ,"+Quote$+"t4"+Quote$+" ,"+Quote$+"t5"+Quote$
CASE 6 : PRINT #N%, "plot "+Quote$+"t1"+Quote$+" lw 2,"+Quote$+"t2"+Quote$+" ,"+Quote$+"t3"+Quote$+" ,"+Quote$+"t4"+Quote$+" ,"+Quote$+"t5"+Quote$+"
"+Quote$+"t6"+Quote$
CASE 7 : PRINT #N%, "plot "+Quote$+"t1"+Quote$+" lw 2,"+Quote$+"t2"+Quote$+" ,"+Quote$+"t3"+Quote$+" ,"+Quote$+"t4"+Quote$+" ,"+Quote$+"t5"+Quote$+"
"+Quote$+"t6"+Quote$+" ,"+_
CASE 8 : PRINT #N%, "plot "+Quote$+"t1"+Quote$+" lw 2,"+Quote$+"t2"+Quote$+" ,"+Quote$+"t3"+Quote$+" ,"+Quote$+"t4"+Quote$+" ,"+Quote$+"t5"+Quote$+"
"+Quote$+"t6"+Quote$+" ,"+_
CASE 9 : PRINT #N%, "plot "+Quote$+"t1"+Quote$+" lw 2,"+Quote$+"t2"+Quote$+" ,"+Quote$+"t3"+Quote$+" ,"+Quote$+"t4"+Quote$+" ,"+Quote$+"t5"+Quote$+"
"+Quote$+"t6"+Quote$+" ,"+_
CASE 10 : PRINT #N%, "plot "+Quote$+"t1"+Quote$+" lw 2,"+Quote$+"t2"+Quote$+" ,"+Quote$+"t3"+Quote$+" ,"+Quote$+"t4"+Quote$+" ,"+Quote$+"t5"+Quote$+"
"+Quote$+"t6"+Quote$+" ,"+_
Quote$+"t7"+Quote$+" ,"+_
Quote$+"t8"+Quote$+" ,"+_
Quote$+"t9"+Quote$+" ,"+_
Quote$+"t10"+Quote$
END SELECT
END IF
CLOSE #N%
ProcID??? = SHELL(GnuPlotEXE$+" cmd2d.gp -") : CALL Delay(0.5##)
END SUB 'Plot2DbestProbeTrajectories ()
'----
SUB Plot2DIndividualProbeTrajectories (NumTrajectories%,M(),R(),XiMin(),XiMax(),Np%,Nd%,LastStep%,FunctionName%)
LOCAL ProbeNumber%, StepNumber%, N%, ProcID???
LOCAL Annotation$, xCoord$, yCoord$, GnuPlotEXE$, PlotWithLines$
NumTrajectories% = MIN(Np%,NumTrajectories%)
Annotation$ = ""
PlotWithLines$ = "YES" ' "NO"
GnuPlotEXE$ = "wgnuplot.exe"
' ----- LOOP ON PROBES -----
FOR ProbeNumber% = 1 TO MIN(NumTrajectories%,Np%)
' ----- Create Plot Data File -----
N% = FREEFILE
SELECT CASE ProbeNumber%
CASE 1 : OPEN "p1" FOR OUTPUT AS #N%
CASE 2 : OPEN "p2" FOR OUTPUT AS #N%
CASE 3 : OPEN "p3" FOR OUTPUT AS #N%
CASE 4 : OPEN "p4" FOR OUTPUT AS #N%
CASE 5 : OPEN "p5" FOR OUTPUT AS #N%
CASE 6 : OPEN "p6" FOR OUTPUT AS #N%
CASE 7 : OPEN "p7" FOR OUTPUT AS #N%
CASE 8 : OPEN "p8" FOR OUTPUT AS #N%
CASE 9 : OPEN "p9" FOR OUTPUT AS #N%
CASE 10 : OPEN "p10" FOR OUTPUT AS #N%
CASE 11 : OPEN "p11" FOR OUTPUT AS #N%
CASE 12 : OPEN "p12" FOR OUTPUT AS #N%
CASE 13 : OPEN "p13" FOR OUTPUT AS #N%
CASE 14 : OPEN "p14" FOR OUTPUT AS #N%
CASE 15 : OPEN "p15" FOR OUTPUT AS #N%
CASE 16 : OPEN "p16" FOR OUTPUT AS #N%
END SELECT
' ----- Write Plot File Data -----
FOR StepNumber% = 0 TO LastStep%
PRINT #N%, USING$( "#####.#####.#####.#####",R(ProbeNumber%,1,StepNumber%),R(ProbeNumber%,2,StepNumber%))
NEXT StepNumber%
CLOSE #N%
NEXT ProbeNumber%
' ----- Plot Trajectories -----
'usage: CALL CreateGnuPlotINIfile(PlotWindowULC_X%,PlotWindowULC_Y%,PlotWindowWidth%,PlotWindowHeight%)
CALL CreateGnuPlotINIfile(0.17##*ScreenWidth%,0.22##*ScreenHeight%,0.7##*ScreenHeight%,0.7##*ScreenHeight%)
Annotation$ = ""
N% = FREEFILE
OPEN "cmd2d.gp" FOR OUTPUT AS #N%
PRINT #N%, "set xrange ["+REMOVE$(STR$(XiMin(1)),ANY"")+" :"+REMOVE$(STR$(XiMax(1)),ANY"")+" ]"
PRINT #N%, "set yrange ["+REMOVE$(STR$(XiMin(2)),ANY"")+" :"+REMOVE$(STR$(XiMax(2)),ANY"")+" ]"
PRINT #N%, "set grid xtics " + "10"
PRINT #N%, "set grid ytics " + "10"
PRINT #N%, "set grid mxtics"
PRINT #N%, "set grid mytics"
PRINT #N%, "show grid"
PRINT #N%, "set title " + Quote$ + "2D "+ FunctionName$+" INDIVIDUAL PROBE TRAJECTORIES\n(ORDERED BY PROBE #)" + "\n" + RunID$ + Quote$

```



```

Quote$+"p13"+Quote$+" , " +Quote$+"p14"+Quote$+" , "+Quote$+"p15"+Quote$
CASE 16 : PRINT #N%, "plot "+Quote$+"p1" +Quote$+" lw 1, "+Quote$+"p2" +Quote$+" , "+Quote$+"p3" +Quote$+" , "+Quote$+"p4" +Quote$+" , "+Quote$+"p5" +Quote$+" , "
+Quote$+"p6" +Quote$+" , "+_
Quote$+"p7" +Quote$+" , " +Quote$+"p8" +Quote$+" , "+Quote$+"p9" +Quote$+" , "+Quote$+"p10"+Quote$+" , "+Quote$+"p11"+Quote$+" , "
+Quote$+"p12"+Quote$+" , "+_
Quote$+"p13"+Quote$+" , " +Quote$+"p14"+Quote$+" , "+Quote$+"p15"+Quote$+" , "+Quote$+"p16"+Quote$
END SELECT
END IF
CLOSE #N%
ProcID??? = SHELL(GnuPlotEXE$+" cmd2d.gp -" ) : CALL Delay(0.5##)
END SUB 'Plot2DIndividualProbeTrajectories ()
'----
SUB Plot3DbestProbeTrajectories(NumTrajectories%,M(),R(),XiMin(),XiMax(),Np%,Nd%,LastStep%,FunctionName$) 'XYZZY
LOCAL TrajectoryNumber%, ProbeNumber%, StepNumber%, N%, M%, ProcID???
LOCAL MaximumFitness, MinimumFitness AS EXT
LOCAL BestProbeThisStep%()
LOCAL BestFitnessThisStep(), TempFitness() AS EXT
LOCAL Annotation$, xCoord$, yCoord$, zCoord$, GnuPlotEXE$, PlotWithLines$
Annotation$ = ""
PlotWithLines$ = "NO" ' "YES" ' "NO"
NumTrajectories% = MIN(Np%,NumTrajectories%)
GnuPlotEXE$ = "wgnuplot.exe"
' ----- Get Min/Max Fitnesses -----
MaximumFitness = M(1,0) : MinimumFitness = M(1,0) 'Note: M(p%,j%)
FOR StepNumber% = 0 TO LastStep%
FOR ProbeNumber% = 1 TO Np%
IF M(ProbeNumber%,StepNumber%) >= MaximumFitness THEN MaximumFitness = M(ProbeNumber%,StepNumber%)
IF M(ProbeNumber%,StepNumber%) <= MinimumFitness THEN MinimumFitness = M(ProbeNumber%,StepNumber%)
NEXT ProbeNumber%
NEXT StepNumber%
' ----- Copy Fitness Array M() into TempFitness to Preserve M() -----
REDIM TempFitness(1 TO Np%, 0 TO LastStep%)
FOR StepNumber% = 0 TO LastStep%
FOR ProbeNumber% = 1 TO Np%
TempFitness(ProbeNumber%,StepNumber%) = M(ProbeNumber%,StepNumber%)
NEXT ProbeNumber%
NEXT StepNumber%
' ----- LOOP ON TRAJECTORIES -----
FOR TrajectoryNumber% = 1 TO NumTrajectories%
' ----- Get Trajectory Coordinate Data -----
REDIM BestFitnessThisStep(0 TO LastStep%), BestProbeThisStep%(0 TO LastStep%)
FOR StepNumber% = 0 TO LastStep%
BestFitnessThisStep(StepNumber%) = TempFitness(1,StepNumber%)
FOR ProbeNumber% = 1 TO Np%
IF TempFitness(ProbeNumber%,StepNumber%) >= BestFitnessThisStep(StepNumber%) THEN
BestFitnessThisStep(StepNumber%) = TempFitness(ProbeNumber%,StepNumber%)
BestProbeThisStep%(StepNumber%) = ProbeNumber%
END IF
NEXT ProbeNumber%
NEXT StepNumber%
' ----- Create Plot Data File -----
N% = FREEFILE
SELECT CASE TrajectoryNumber%
CASE 1 : OPEN "t1" FOR OUTPUT AS #N%
CASE 2 : OPEN "t2" FOR OUTPUT AS #N%
CASE 3 : OPEN "t3" FOR OUTPUT AS #N%
CASE 4 : OPEN "t4" FOR OUTPUT AS #N%
CASE 5 : OPEN "t5" FOR OUTPUT AS #N%
CASE 6 : OPEN "t6" FOR OUTPUT AS #N%
CASE 7 : OPEN "t7" FOR OUTPUT AS #N%
CASE 8 : OPEN "t8" FOR OUTPUT AS #N%
CASE 9 : OPEN "t9" FOR OUTPUT AS #N%
CASE 10 : OPEN "t10" FOR OUTPUT AS #N%
END SELECT

```



```

A$ = "NO"
FitnessSatTOL = 0.00001## 'tolerance for FITNESS saturation
IF j& < Nsteps& + 10 THEN GOTO ExitHasFITNESSsaturated 'execute at least 10 steps after averaging interval before performing this check
SumOfBestFitnesses = 0##
FOR k& = j&-Nsteps&+1 TO j&
  BestFitness = M(k&,1)
  FOR p% = 1 TO Np%
    IF M(p%,k&) >= BestFitness THEN BestFitness = M(p%,k&)
  NEXT p%
  IF k& = j& THEN BestFitnessStepJ = BestFitness
  SumOfBestFitnesses = SumOfBestFitnesses + BestFitness
NEXT k&
IF ABS(SumOfBestFitnesses/Nsteps&-BestFitnessStepJ) <= FitnessSatTOL THEN A$ = "YES" 'saturation if (avg value - last value) are within TOL
ExitHasFITNESSsaturated:
  HasFITNESSsaturated$ = A$
END FUNCTION 'HasFITNESSsaturated$()
'-----
FUNCTION HasDAVGsaturated$(Nsteps&,j&,Np%,Nd%,M(),R(),DiagLength)
LOCAL A$
LOCAL k&
LOCAL SumOfDavg, DavgStepJ AS EXT
LOCAL DavgSatTOL AS EXT
A$ = "NO"
DavgSatTOL = 0.0005## 'tolerance for DAVG saturation
IF j& < Nsteps& + 10 THEN GOTO ExitHasDAVGsaturated 'execute at least 10 steps after averaging interval before performing this check
DavgStepJ = DavgThisStep(j&,Np%,Nd%,M(),R(),DiagLength)
SumOfDavg = 0##
FOR k& = j&-Nsteps&+1 TO j& 'check this step and previous (Nsteps&-1) steps
  SumOfDavg = SumOfDavg + DavgThisStep(k&,Np%,Nd%,M(),R(),DiagLength)
NEXT k&
IF ABS(SumOfDavg/Nsteps&-DavgStepJ) <= DavgSatTOL THEN A$ = "YES" 'saturation if (avg value - last value) are within TOL
ExitHasDAVGsaturated:
  HasDAVGsaturated$ = A$
END FUNCTION 'HasDAVGsaturated$()
'-----
FUNCTION OscillationInDavg$(j&,Np%,Nd%,M(),R(),DiagLength)
LOCAL A$
LOCAL k&, NumSlopeChanges%
A$ = "NO"
NumSlopeChanges% = 0
IF j& < 15 THEN GOTO ExitDavgOscillation 'wait at least 15 steps
FOR k& = j&-10 TO j&-1 'check previous ten steps
  IF (DavgThisStep(k&,Np%,Nd%,M(),R(),DiagLength)-DavgThisStep(k&-1,Np%,Nd%,M(),R(),DiagLength))* _
  (DavgThisStep(k&+1,Np%,Nd%,M(),R(),DiagLength)-DavgThisStep(k&,Np%,Nd%,M(),R(),DiagLength)) < 0## THEN INCR NumSlopeChanges%
NEXT j&
IF NumSlopeChanges% >= 3 THEN A$ = "YES"
ExitDavgOscillation:
  OscillationInDavg$ = A$
END FUNCTION 'OscillationInDavg$()
'-----
FUNCTION DavgThisStep(j&,Np%,Nd%,M(),R(),DiagLength)
LOCAL BestFitness, TotalDistanceAllProbes, SumSQ AS EXT
LOCAL p%, k&, N%, i%, BestProbeNumber%, BestTimeStep%
' ----- Best Probe #, etc. -----
FOR k& = 0 TO j&
  BestFitness = M(1,k&)
  FOR p% = 1 TO Np%
    IF M(p%,k&) >= BestFitness THEN

```

```

        BestFitness = M(p%,k%) : BestProbeNumber% = p% : BestTimeStep% = k%
    END IF
    NEXT p% 'probe #
NEXT k% 'time step
' ----- Average Distance to Best Probe -----
TotalDistanceAllProbes = 0##
FOR p% = 1 TO Np%
    SumSQ = 0##
    FOR i% = 1 TO Nd%
        SumSQ = SumSQ + (R(BestProbeNumber%,i%,BestTimeStep%)-R(p%,i%,j%))^2 'do not exclude p%=BestProbeNumber%(j%) from sum because it adds zero
    NEXT i%
    TotalDistanceAllProbes = TotalDistanceAllProbes + SQR(SumSQ)
NEXT p%
DavgThisStep = TotalDistanceAllProbes/(DiagLength*(Np%-1)) 'but exclude best prove from average
END FUNCTION 'DavgThisStep()
'-----
SUB PlotBestFitnessEvolution(Nd%,Np%,LastStep%,G,DeltaT,Alpha,Beta,Frep,M(),PlaceInitialProbes$,InitialAcceleration$,RepositionFactor$,FunctionName$,Gamma)
LOCAL BestFitness(), GlobalBestFitness AS EXT
LOCAL PlotAnnotation$, PlotTitle$
LOCAL p%, j%, N%
REDIM BestFitness(0 TO LastStep%)
CALL GetPlotAnnotation(PlotAnnotation$,Nd%,Np%,LastStep%,G,DeltaT,Alpha,Beta,Frep,M(),PlaceInitialProbes$,InitialAcceleration$,RepositionFactor$,FunctionName$,Gamma)
GlobalBestFitness = M(1,0)
FOR j% = 0 TO LastStep%
    BestFitness(j%) = M(1,j%)
    FOR p% = 1 TO Np%
        IF M(p%,j%) >= BestFitness(j%) THEN BestFitness(j%) = M(p%,j%)
        IF M(p%,j%) >= GlobalBestFitness THEN GlobalBestFitness = M(p%,j%)
    NEXT p% 'probe #
NEXT j% 'time step
N% = FREEFILE
OPEN "Fitness" FOR OUTPUT AS #N%
FOR j% = 0 TO LastStep%
    PRINT #N%, USING$("#####.#####.",j%,BestFitness(j%))
NEXT j%
CLOSE #N%
PlotAnnotation$ = PlotAnnotation$ + "Best Fitness = " + REMOVE$(STR$(ROUND(GlobalBestFitness,8)),ANY" ")
PlotTitle$ = "Best Fitness vs Time Step\n" + "[" + REMOVE$(STR$(Np%),ANY" ") + " probes, "+REMOVE$(STR$(LastStep%),ANY" ")+" time steps]"
CALL CreateGNUplotINIfile(0.1##*ScreenWidth%,0.1##*ScreenHeight%,0.6##*ScreenWidth%,0.6##*ScreenHeight%)
CALL TwoDplot("Fitness","Best Fitness","0.7","0.7","Time Step\n\n",".\n\nBest Fitness(X)", _
"","","","","","","","","","wgnuplot.exe"," with lines linewidth 2",PlotAnnotation$)
END SUB 'PlotBestFitnessEvolution()
'-----
SUB PlotAverageDistance(Nd%,Np%,LastStep%,G,DeltaT,Alpha,Beta,Frep,M(),PlaceInitialProbes$,InitialAcceleration$,RepositionFactor$,FunctionName$,R(),DiagLength,Gamma)
LOCAL Davg(), BestFitness(), TotalDistanceAllProbes, SumSQ AS EXT
LOCAL PlotAnnotation$, PlotTitle$
LOCAL p%, j%, N%, i%, BestProbeNumber%(), BestTimeStep%()
REDIM Davg(0 TO LastStep%), BestFitness(0 TO LastStep%), BestProbeNumber%(0 TO LastStep%), BestTimeStep%(0 TO LastStep%)
CALL GetPlotAnnotation(PlotAnnotation$,Nd%,Np%,LastStep%,G,DeltaT,Alpha,Beta,Frep,M(),PlaceInitialProbes$,InitialAcceleration$,RepositionFactor$,FunctionName$,Gamma)
' ----- Best Probe #, etc. -----
FOR j% = 0 TO LastStep%
    BestFitness(j%) = M(1,j%)
    FOR p% = 1 TO Np%
        IF M(p%,j%) >= BestFitness(j%) THEN
            BestFitness(j%) = M(p%,j%) : BestProbeNumber%(j%) = p% : BestTimeStep%(j%) = j% 'only probe number is used at this time, but other data are computed for possible
future use.
        END IF
    NEXT p%
NEXT j%

```

```

NEXT p% 'probe #
NEXT j% 'time step
N% = FREEFILE
' ----- Average Distance to Best Probe -----
FOR j% = 0 TO LastStep%
  TotalDistanceAllProbes = 0##
  FOR p% = 1 TO Np%
    SumSQ = 0##
    FOR i% = 1 TO Nd%
      SumSQ = SumSQ + (R(BestProbeNumber%(j%),i%,j%)-R(p%,i%,j%))^2 'do not exclude p%=BestProbeNumber%(j%) from sum because it adds zero
    NEXT i%
    TotalDistanceAllProbes = TotalDistanceAllProbes + SQR(SumSQ)
  NEXT p%
  Davg(j%) = TotalDistanceAllProbes/(DiagLength*(Np%-1)) 'but exclude best probe from average
NEXT j%
' ----- Create Plot Data File -----
OPEN "Davg" FOR OUTPUT AS #N%
FOR j% = 0 TO LastStep%
  PRINT #N%, USING$( "#####", j%, Davg(j%) )
NEXT j%
CLOSE #N%
PlotTitle$ = "Average Distance of " + REMOVE$(STR$(Np%-1), ANY" ") + " Probes to Best Probe\nNormalized to Size of Decision Space\n" + _
  [" + REMOVE$(STR$(Np%), ANY" ") + " probes, " + REMOVE$(STR$(LastStep%), ANY" ") + " time steps]"
CALL CreateGNUplotINIFile(0.2##*ScreenWidth%, 0.2##*ScreenHeight%, 0.6##*ScreenWidth%, 0.6##*ScreenHeight%)
CALL TwoDPlot("Davg", PlotTitle$, "0.7", "0.9", "Time Step\n\n", ".\n\n<D>/Ldiag", _
  "", "", "", "", "", "", "", "", "", "wgnuplot.exe", " with lines linewidth 2", PlotAnnotation$)
END SUB 'PlotAverageDistance()
'-----
SUB GetPlotAnnotation(PlotAnnotation$, Nd%, Np%, LastStep%, G, DeltaT, Alpha, Beta, Frep, M(), PlaceInitialProbes$, InitialAcceleration$, RepositionFactor$, FunctionName$, Gamma)
LOCAL A$
A$ = "" : IF PlaceInitialProbes$ = "UNIFORM ON-AXIS" AND Nd% > 1 THEN A$ = " (" + REMOVE$(STR$(Np%/Nd%), ANY" ") + "/axis) "
PlotAnnotation$ = RunIDS$ + "\n" + _
  FunctionName$ + " Function" + " (" + FormatInteger$(Nd%) + "-D) \n" + _
  FormatInteger$(Np%) + " probes" + A$ + "\n" + _
  "G = " + FormatFPP$(G, 2) + "\n" + _
  "Alpha = " + FormatFPP$(Alpha, 1) + "\n" + _
  "Beta = " + FormatFPP$(Beta, 1) + "\n" + _
  "DeltaT = " + FormatFPP$(DeltaT, 1) + "\n" + _
  "Gamma = " + FormatFPP$(Gamma, 3) + "\n" + _
  "Init Probes " + PlaceInitialProbes$ + "\n" + _
  "Init Accel " + InitialAcceleration$ + "\n" + _
  "Frep = " + FormatFPP$(Frep, 3) + " (" + RepositionFactor$ + ") \n"
END SUB
'-----
SUB PlotBestProbeVsTimeStep(Nd%, Np%, LastStep%, G, DeltaT, Alpha, Beta, Frep, M(), PlaceInitialProbes$, InitialAcceleration$, RepositionFactor$, FunctionName$, Gamma)
LOCAL BestFitness AS EXT
LOCAL PlotAnnotation$, PlotTitle$
LOCAL p%, j%, N%, BestProbeNumber%( )
REDIM BestProbeNumber%(0 TO LastStep%)
CALL GetPlotAnnotation(PlotAnnotation$, Nd%, Np%, LastStep%, G, DeltaT, Alpha, Beta, Frep, M(), PlaceInitialProbes$, InitialAcceleration$, RepositionFactor$, FunctionName$, Gamma)
FOR j% = 0 TO LastStep%
  Bestfitness = M(1, j%)
  FOR p% = 1 TO Np%
    IF M(p%, j%) >= BestFitness THEN
      BestFitness = M(p%, j%) : BestProbeNumber%(j%) = p%
    END IF
  NEXT p% 'probe #
NEXT j% 'time step
N% = FREEFILE
OPEN "Best Probe" FOR OUTPUT AS #N%
FOR j% = 0 TO LastStep%
  PRINT #N%, USING$( "#####", j%, BestProbeNumber%(j%) )
NEXT j%

```



```

CLOSE #N%

PlotTitle$ = "Best Probe Number vs Time Step\n" + "[" + REMOVE$(STR$(Np%),ANY" ") + " probes, " + REMOVE$(STR$(LastStep%),ANY" ") + " time steps]"

CALL CreateGnuPlotINIFile(0.15##*ScreenWidth%,0.15##*ScreenHeight%,0.6##*ScreenWidth%,0.6##*ScreenHeight%)

'USAGE: CALL TwoDplot(PlotFileName$,PlotTitle$,xCoord$,yCoord$,XaxisLabel$,YaxisLabel$,LogXaxis$,LogYaxis$,xMin$,xMax$,yMin$,yMax$,xTics$,yTics$,GnuPlotEXE$,LineType$,Annotation$)

CALL TwoDplot("Best Probe",PlotTitle$,"0.7","0.7","Time Step\n\n",".\n\nBest Probe #","","","","","0",NoSpaces$(Np%+1,0),"","","wgnuplot.exe"," pt 8 ps .5 lw
1",PlotAnnotation$) 'pt, pointtype; ps, pointsize; lw, linewidth

END SUB 'PlotBestProbeVsTimeStep()

'-----

SUB DisplayBestFitness(Np%,Nd%,LastStep%,M(),R(),BestFitnessProbeNumber%,BestFitnessTimeStep%,FunctionName$)

LOCAL A$, B$, p%, i%, j%

LOCAL BestFitness AS EXT

B$ = "" : IF Nd% > 1 THEN B$ = "s"

BestFitness = M(1,0)

FOR j% = 0 TO LastStep%
  FOR p% = 1 TO Np%
    IF M(p%,j%) >= BestFitness THEN
      BestFitness = M(p%,j%) : BestFitnessProbeNumber% = p% : BestFitnessTimeStep% = j%
    END IF
  NEXT p%
NEXT j%

A$ = FunctionName$ + CHR$(13) +_
"Best Fitness = " + REMOVE$(STR$(ROUND(BestFitness,8)),ANY" ") + " returned by" + CHR$(13) +_
"Probe # " + REMOVE$(STR$(BestFitnessProbeNumber%),ANY" ") +_
" at Time Step " + REMOVE$(STR$(BestFitnessTimeStep%),ANY" ") + CHR$(13) + CHR$(13) + "P" + REMOVE$(STR$(BestFitnessProbeNumber%),ANY" ") + " coordinate" + B$ + ":" +
CHR$(13)

FOR i% = 1 TO Nd% : A$ = A$ + STR$(i%)+" "+REMOVE$(STR$(ROUND(R(BestFitnessProbeNumber%,i%,BestFitnessTimeStep%),8)),ANY" ") + CHR$(13) : NEXT i%

MSGBOX(A$)

END SUB 'DisplayBestFitness()

'-----

FUNCTION FormatInteger$(M%) : FormatInteger$ = REMOVE$(STR$(M%),ANY" ") : END FUNCTION

'-----

FUNCTION FormatFP$(X,Ndigits%)

LOCAL A$

IF X = 0## THEN
  A$ = "0." : GOTO ExitFormatFP
END IF

A$ = REMOVE$(STR$(ROUND(ABS(X),Ndigits%)),ANY" ")

IF ABS(X) < 1## THEN
  IF X > 0## THEN
    A$ = "0" + A$
  ELSE
    A$ = "-0" + A$
  END IF
ELSE
  IF X < 0## THEN A$ = "-" + A$
END IF

ExitFormatFP:
FormatFP$ = A$

END FUNCTION

'-----

SUB InitialProbeDistribution(Np%,Nd%,Nt%,XiMin(),XiMax(),R(),PlaceInitialProbes$,Gamma)

LOCAL DeltaXi, DelX1, DelX2, Di AS EXT

LOCAL NumProbesPerAxis%, p%, i%, k%, NumX1points%, NumX2points%, x1pointNum%, x2pointNum%, A$

SELECT CASE PlaceInitialProbes$

CASE "UNIFORM ON-AXIS"

  IF Nd% > 1 THEN
    NumProbesPerAxis% = Np%\Nd% 'even #
  ELSE
    NumProbesPerAxis% = Np%

```

```

END IF
FOR i% = 1 TO Nd%
  FOR p% = 1 TO Np%
    R(p%,i%,0) = XiMin(i%) + Gamma*(XiMax(i%)-XiMin(i%))
  NEXT Np%
NEXT i%
FOR i% = 1 TO Nd% 'place probes axis-by-axis (i% is axis [dimension] number)
  DeltaXi = (XiMax(i%)-XiMin(i%))/(NumProbesPerAxis%-1)
  FOR k% = 1 TO NumProbesPerAxis%
    p% = k% + NumProbesPerAxis%*(i%-1) 'probe #
    R(p%,i%,0) = XiMin(i%) + (k%-1)*DeltaXi
  NEXT k%
NEXT i%
CASE "UNIFORM ON-DIAGONAL"
FOR p% = 1 TO Np%
  FOR i% = 1 TO Nd%
    DeltaXi = (XiMax(i%)-XiMin(i%))/(Np%-1)
    R(p%,i%,0) = XiMin(i%) + (p%-1)*DeltaXi
  NEXT i%
NEXT p%
CASE "2D GRID"
NumProbesPerAxis% = SQR(Np%) : NumX1points% = NumProbesPerAxis% : NumX2points% = NumX1points% 'broken down for possible future use
DelX1 = (XiMax(1)-XiMin(1))/(NumX1points%-1)
DelX2 = (XiMax(2)-XiMin(2))/(NumX2points%-1)
FOR x1pointNum% = 1 TO NumX1points%
  FOR x2pointNum% = 1 TO NumX2points%
    p% = NumX1points%*(x1pointNum%-1)+x2pointNum% 'probe #
    R(p%,1,0) = XiMin(1) + DelX1*(x1pointNum%-1) 'x1 coord
    R(p%,2,0) = XiMin(2) + DelX2*(x2pointNum%-1) 'x2 coord
  NEXT x2pointNum%
NEXT x1pointNum%
CASE "RANDOM"
FOR p% = 1 TO Np%
  FOR i% = 1 TO Nd%
    R(p%,i%,0) = XiMin(i%) + RandomNum(0##,1##)*(XiMax(i%)-XiMin(i%))
  NEXT i%
NEXT p%
END SELECT
END SUB 'InitialProbeDistribution()
'-----
SUB InitialProbeAccelerations(Np%,Nd%,A(),InitialAcceleration$,MaxInitialRandomAcceleration,MaxInitialFixedAcceleration)
LOCAL p%, i%
LOCAL A$
LOCAL FixedInitialAcceleration AS EXT
SELECT CASE InitialAcceleration$
CASE "ZERO"
  FOR p% = 1 TO Np%
    FOR i% = 1 TO Nd%
      A(p%,i%,0) = 0##
    NEXT i% 'coordinate #
  NEXT p% 'probe #
CASE "FIXED"
  A$ = INPUTBOX$("Fixed Initial Probe"+CHR$(13)+"Acceleration? [0.001-"+REMOVE$(STR$(MaxInitialFixedAcceleration),ANY" ")+"],"PROBES' INITIAL ACCELERATION","0.5")
  FixedInitialAcceleration = VAL(A$)
  IF FixedInitialAcceleration < 0.001## OR FixedInitialAcceleration > MaxInitialFixedAcceleration THEN FixedInitialAcceleration = 0.5##
  FOR p% = 1 TO Np%
    FOR i% = 1 TO Nd%
      A(p%,i%,0) = FixedInitialAcceleration

```

```

        NEXT i% 'coordinate
    NEXT p% 'probe #
CASE "RANDOM"
    FOR p% = 1 TO Np%
        FOR i% = 1 TO Nd%
            A(p%,i%,0) = RandomNum(0##,1##)*MaxInitialRandomAcceleration
        NEXT i% 'coordinate
    NEXT p% 'probe #
END SELECT
END SUB 'InitialProbeAccelerations()
'-----
SUB RetrieveErrantProbes(Np%,Nd%,j%,XiMin(),XiMax(),R(),M(),RepositionFactor$,Frep) 'note: M(), RepositionFicator$ passed but not used in thsi version
LOCAL p%, i%
    FOR p% = 1 TO Np%
        FOR i% = 1 TO Nd%
            IF R(p%,i%,j%) < XiMin(i%) THEN R(p%,i%,j%) = MAX(XiMin(i%) + Frep*(R(p%,i%,j%-1)-XiMin(i%)),XiMin(i%)) 'CHANGED 02-07-10
            IF R(p%,i%,j%) > XiMax(i%) THEN R(p%,i%,j%) = MIN(XiMax(i%) - Frep*(XiMax(i%)-R(p%,i%,j%-1)),XiMax(i%))
        NEXT i%
    NEXT p%
END SUB 'RetrieveErrantProbes()
'-----
SUB ChangeRunParameters(NumProbesPerDimension$,Np%,Nd%,Nt%,G,Alpha,Beta,DeltaT,Frep,PlaceInitialProbes$,InitialAcceleration$,RepositionFactor$,FunctionName$)
LOCAL A$, DefaultValue$
    A$ = INPUTBOX("# dimensions?","Change # Dimensions (" +FunctionName$+" ),NoSpaces$(Nd%+0,0)) : Nd% = VAL(A$) : IF Nd% < 1 OR Nd% > 500 THEN Nd% = 2
    IF Nd% > 1 THEN NumProbesPerDimension$ = 2*((NumProbesPerDimension$+1)\2) 'require an even # probes on each axis to avoid overlapping at origin (in symmetrical spaces at least...)
    IF Nd% = 1 THEN NumProbesPerDimension$ = MAX(NumProbesPerDimension$,3) 'at least 3 probes on x-axis for 1-D functions
    Np% = NumProbesPerDimension$*Nd%
    A$ = INPUTBOX("# time steps?","Change # Steps (" +FunctionName$+" ),NoSpaces$(Nt%+0,0)) : Nt% = VAL(A$) : IF Nt% < 3 THEN Nt% = 50
    A$ = INPUTBOX("Grav Const G?","Change G (" +FunctionName$+" ),NoSpaces$(G,2)) : G = VAL(A$) : IF G < -100## OR G > 100## THEN G = 2##
    A$ = INPUTBOX("Alpha?","Change Alpha (" +FunctionName$+" ),NoSpaces$(Alpha,2)) : Alpha = VAL(A$) : IF Alpha < -50## OR Alpha > 50## THEN Alpha = 2##
    A$ = INPUTBOX("Beta?","Change Beta (" +FunctionName$+" ),NoSpaces$(Beta,2)) : Beta = VAL(A$) : IF Beta < -50## OR Beta > 50## THEN Beta = 2##
    A$ = INPUTBOX("Delta T?","Change Delta-T (" +FunctionName$+" ),NoSpaces$(DeltaT,2)) : DeltaT = VAL(A$) : IF DeltaT =< 0## THEN DeltaT = 1##
    A$ = INPUTBOX("Frep [0-1]?","Change Frep (" +FunctionName$+" ),NoSpaces$(Frep,3)) : Frep = VAL(A$) : IF Frep < 0## OR Frep > 1## THEN Frep = 0.5##
' ----- Initial Probe Distribution -----
SELECT CASE PlaceInitialProbes$
    CASE "UNIFORM ON-AXIS" : DefaultValue$ = "1"
    CASE "UNIFORM ON-DIAGONAL" : DefaultValue$ = "2"
    CASE "2D GRID" : DefaultValue$ = "3"
    CASE "RANDOM" : DefaultValue$ = "4"
END SELECT
A$ = INPUTBOX("Initial Probes?"+CHR$(13)+"1 - UNIFORM ON-AXIS"+CHR$(13)+"2 - UNIFORM ON-DIAGONAL"+CHR$(13)+"3 - 2D GRID"+CHR$(13)+"4 - RANDOM","Initial Probe Distribution (" +FunctionName$+" ),DefaultValue$)
IF VAL(A$) < 1 OR VAL(A$) > 4 THEN A$ = "1"
SELECT CASE VAL(A$)
    CASE 1 : PlaceInitialProbes$ = "UNIFORM ON-AXIS"
    CASE 2 : PlaceInitialProbes$ = "UNIFORM ON-DIAGONAL"
    CASE 3 : PlaceInitialProbes$ = "2D GRID"
    CASE 4 : PlaceInitialProbes$ = "RANDOM"
END SELECT
IF Nd% = 1 AND PlaceInitialProbes$ = "UNIFORM ON-DIAGONAL" THEN PlaceInitialProbes$ = "UNIFORM ON-AXIS" 'cannot do diagonal in 1-D space
IF Nd% <> 2 AND PlaceInitialProbes$ = "2D GRID" THEN PlaceInitialProbes$ = "UNIFORM ON-AXIS" '2D grid is available only in 2 dimensions!
' ----- Initial Acceleration -----
SELECT CASE InitialAcceleration$
    CASE "ZERO" : DefaultValue$ = "1"
    CASE "FIXED" : DefaultValue$ = "2"
    CASE "RANDOM" : DefaultValue$ = "3"
END SELECT
A$ = INPUTBOX("Initial Acceleration?"+CHR$(13)+"1 - ZERO"+CHR$(13)+"2 - FIXED"+CHR$(13)+"3 - RANDOM","Initial Acceleration (" +FunctionName$+" ),DefaultValue$)
IF VAL(A$) < 1 OR VAL(A$) > 3 THEN A$ = "1"
SELECT CASE VAL(A$)
    CASE 1 : InitialAcceleration$ = "ZERO"
    CASE 2 : InitialAcceleration$ = "FIXED"
    CASE 3 : InitialAcceleration$ = "RANDOM"
END SELECT
' ----- Reposition Factor -----
SELECT CASE RepositionFactor$

```

```

        CASE "FIXED"      : DefaultValue$ = "1"
        CASE "VARIABLE"  : DefaultValue$ = "2"
        CASE "RANDOM"    : DefaultValue$ = "3"
    END SELECT

    A$ = INPUTBOX$("Reposition Factor?" + CHR$(13) + "1 - FIXED" + CHR$(13) + "2 - VARIABLE" + CHR$(13) + "3 - RANDOM", "Retrieve Probes (" + FunctionName$ + ")", DefaultValue$)

    IF VAL(A$) < 1 OR VAL(A$) > 3 THEN A$ = "1"

    SELECT CASE VAL(A$)
        CASE 1 : RepositionFactor$ = "FIXED"
        CASE 2 : RepositionFactor$ = "VARIABLE"
        CASE 3 : RepositionFactor$ = "RANDOM"
    END SELECT

END SUB 'ChangeRunParameters()

'-----
FUNCTION NoSpaces$(X, NumDigits%) : NoSpaces$ = REMOVE$(STR$(X, NumDigits%), ANY " ") : END FUNCTION
'-----

FUNCTION TerminateNowForSaturation$(j%, Nd%, Np%, Nt%, G, DeltaT, Alpha, Beta, R(), A(), M())
LOCAL A$, i%, p%, NumStepsForAveraging%
LOCAL BestFitness, AvgFitness, FitnessTOL AS EXT 'terminate if avg fitness does not change over NumStepsForAveraging% time steps
FitnessTOL = 0.00001## : NumStepsForAveraging% = 10
A$ = "NO"

IF j% >= NumStepsForAveraging+10 THEN 'wait until step 10 to start checking for fitness saturation
    AvgFitness = 0##

    FOR i% = j%-NumStepsForAveraging+1 TO j% 'avg fitness over current step & previous NumStepsForAveraging-1 steps
        BestFitness = M(1, i%)
        FOR p% = 1 TO Np%
            IF M(p%, i%) >= BestFitness THEN BestFitness = M(p%, i%)
        NEXT p%
        AvgFitness = AvgFitness + BestFitness
    NEXT i%
    AvgFitness = AvgFitness/NumStepsForAveraging%

    IF ABS(AvgFitness-BestFitness) < FitnessTOL THEN A$ = "YES" 'compare avg fitness to best fitness at this step
END IF

TerminateNowForSaturation$ = A$
END FUNCTION 'TerminateNowForSaturation$()

'-----
FUNCTION MagVector(V(), N%) 'returns magnitude of Nx1 column vector V
LOCAL SumSq AS EXT
LOCAL i%
SumSq = 0## : FOR i% = 1 TO N% : SumSq = SumSq + V(i%)^2 : NEXT i% : MagVector = SQR(SumSq)
END FUNCTION 'MagVector()

'---
FUNCTION UnitStep(X)
LOCAL Z AS EXT
IF X < 0## THEN
    Z = 0##
ELSE
    Z = 1##
END IF
UnitStep = Z
END FUNCTION 'UnitStep()

'---
SUB Plot1Dfunction(FunctionName$, XiMin(), XiMax(), R()) 'plots 1D function on-screen
LOCAL NumPoints%, i%, N%
LOCAL DeltaX, X AS EXT
NumPoints% = 32001
DeltaX = (XiMax(1)-XiMin(1))/(NumPoints%-1)
N% = FREEFILE
SELECT CASE FunctionName$
    CASE "ParrottF4" 'PARROTT F4 FUNCTION
        OPEN "ParrottF4" FOR OUTPUT AS #N%
        FOR i% = 1 TO NumPoints%

```

```

R(1,1,0) = XiMin(1) + (i%-1)*DeltaX
PRINT #N%, USING$("#.##### #.#####",R(1,1,0),ParrottF4(R(),1,1,0))
NEXT i%
CLOSE #N%
CALL CreateGnuPlotINIfile(0.2##*ScreenWidth%,0.2##*ScreenHeight%,0.6##*ScreenWidth%,0.6##*ScreenHeight%)
CALL TwoDplot("ParrottF4","Parrott F4 Function","0.7","0.7","X\n\n",".\n\nParrott F4(X)","",,"0","1","0","1","",,"",,"wgnuplot.exe"," with lines linewidth 2","")
END SELECT
END SUB
'-----
SUB CLEANUP 'probe coordinate plot files
IF DIR$("P1") <> "" THEN KILL "P1"
IF DIR$("P2") <> "" THEN KILL "P2"
IF DIR$("P3") <> "" THEN KILL "P3"
IF DIR$("P4") <> "" THEN KILL "P4"
IF DIR$("P5") <> "" THEN KILL "P5"
IF DIR$("P6") <> "" THEN KILL "P6"
IF DIR$("P7") <> "" THEN KILL "P7"
IF DIR$("P8") <> "" THEN KILL "P8"
IF DIR$("P9") <> "" THEN KILL "P9"
IF DIR$("P10") <> "" THEN KILL "P10"
IF DIR$("P11") <> "" THEN KILL "P11"
IF DIR$("P12") <> "" THEN KILL "P12"
IF DIR$("P13") <> "" THEN KILL "P13"
IF DIR$("P14") <> "" THEN KILL "P14"
IF DIR$("P15") <> "" THEN KILL "P15"
END SUB
'-----
SUB Plot2Dfunction(FunctionName$,XiMin(),XiMax(),R())
LOCAL A$
LOCAL NumPoints%, i%, k%, N%
LOCAL DelX1, DelX2, Z AS EXT
SELECT CASE FunctionName$
CASE "PBM_1","PBM_2","PBM_3","PBM_4","PBM_5" : NumPoints% = 25
CASE ELSE : NumPoints% = 100
END SELECT
N% = FREEFILE : OPEN "TwoDplot.DAT" FOR OUTPUT AS #N%
DelX1 = (XiMax(1)-XiMin(1))/(NumPoints%-1) : DelX2 = (XiMax(2)-XiMin(2))/(NumPoints%-1)
FOR i% = 1 TO NumPoints%
R(1,1,0) = XiMin(1) + (i%-1)*DelX1 'x1 value
FOR k% = 1 TO NumPoints%
R(1,2,0) = XiMin(2) + (k%-1)*DelX2 'x2 value
Z = ObjectiveFunction(R(),2,1,0,FunctionName$)
PRINT #N%, USING$("#####.#####.#####.#####^",R(1,1,0),R(1,2,0),Z)
NEXT k%
PRINT #N%, ""
NEXT i%
CLOSE #N%
CALL CreateGnuPlotINIfile(0.1##*ScreenWidth%,0.1##*ScreenHeight%,0.6##*ScreenWidth%,0.6##*ScreenHeight%)
A$ = "" : IF INSTR(FunctionName$,"PBM_") > 0 THEN A$ = "Coarse "
CALL ThreeDplot2("TwoDplot.DAT",A$+"Plot of "+FunctionName$+" Function","",,"0.6","0.6","1.2", _
"x1","x2","z=F(x1,x2)","",,"",,"wgnuplot.exe","",,"",,"",,"")
END SUB
'-----
SUB TwoDplot3curves(NumCurves$,PlotFileName1$,PlotFileName2$,PlotFileName3$,PlotTitle$,Annotation$,xCoord$,yCoord$,XaxisLabel$,YaxisLabel$, _
LogXaxis$,LogYaxis$,xMin$,xMax$,yMin$,yMax$,xTics$,yTics$,GnuPlotEXES$)
LOCAL N%
LOCAL LineSize$
LineSize$ = "2"
N% = FREEFILE
OPEN "cmd2d.gp" FOR OUTPUT AS #N%
IF LogXaxis$ = "YES" AND LogYaxis$ = "NO" THEN PRINT #N%, "set logscale x"
IF LogXaxis$ = "NO" AND LogYaxis$ = "YES" THEN PRINT #N%, "set logscale y"
IF LogXaxis$ = "YES" AND LogYaxis$ = "YES" THEN PRINT #N%, "set logscale xy"
IF xMin$ <> "" AND xMax$ <> "" THEN PRINT #N%, "set xrange [ "+xMin$+" : "+xMax$+" ]"
IF yMin$ <> "" AND yMax$ <> "" THEN PRINT #N%, "set yrange [ "+yMin$+" : "+yMax$+" ]"
PRINT #N%, "set label "+Quote$+Annotation$+Quote$+" at graph "+xCoord$+", "+yCoord$

```

```

PRINT #N%, "set grid xtics"
PRINT #N%, "set grid ytics"
PRINT #N%, "set xtics "+xTics$
PRINT #N%, "set ytics "+yTics$
PRINT #N%, "set grid mxtics"
PRINT #N%, "set grid mytics"
PRINT #N%, "set title "+Quote$+PlotTitle$+Quote$
PRINT #N%, "set xlabel "+Quote$+XaxisLabel$+Quote$
PRINT #N%, "set ylabel "+Quote$+YaxisLabel$+Quote$

SELECT CASE NumCurves$

CASE 1
PRINT #N%, "plot " + Quote$ + PlotFileName1$ + Quote$ + " with lines linewidth " + LineSize$

CASE 2
PRINT #N%, "plot " + Quote$ + PlotFileName1$ + Quote$ + " with lines linewidth " + LineSize$+", " + _
Quote$ + PlotFileName2$ + Quote$ + " with lines linewidth " + LineSize$

CASE 3
PRINT #N%, "plot " + Quote$ + PlotFileName1$ + Quote$ + " with lines linewidth " + LineSize$+", " + _
Quote$ + PlotFileName2$ + Quote$ + " with lines linewidth " + LineSize$+", " + _
Quote$ + PlotFileName3$ + Quote$ + " with lines linewidth " + LineSize$

END SELECT

CLOSE #N%

SHELL(GnuPlotEXE$+" cmd2d.gp -")

CALL Delay(0.3)

END SUB 'TwoDplot3Curves()

'---

FUNCTION Fibonacci$(N%) 'RETURNS Nth FIBONACCI NUMBER

LOCAL i%, Fn%%, Fn1%%, Fn2%%

LOCAL A$

IF N% > 91 OR N% < 0 THEN
MSGBOX("ERROR! Fibonacci argument"+STR$(N%)+ " > 91. Out of range or < 0...") : EXIT FUNCTION
END IF

SELECT CASE N%

CASE 0: Fn%% = 1

CASE ELSE

Fn%% = 0 : Fn2%% = 1 : i% = 0

FOR i% = 1 TO N%

Fn%% = Fn1%% + Fn2%%

Fn1%% = Fn2%%

Fn2%% = Fn%%

NEXT i% 'LOOP

END SELECT

Fibonacci$ = Fn%%

END FUNCTION 'Fibonacci$()

'-----

FUNCTION RandomNum(a,b) 'Returns random number X, a=< X < b.

RandomNum = a + (b-a)*RND

END FUNCTION 'RandomNum()

'-----

FUNCTION GaussianDeviate(Mu,Sigma) 'returns NORMAL (Gaussian) random deviate with mean Mu and standard deviation Sigma (variance = Sigma^2)

'Refs: (1) Press, W.H., Flannery, B.P., Teukolsky, S.A., and Vetterling, W.T., "Numerical Recipes: The Art of Scientific Computing,"
' $7.2, Cambridge University Press, Cambridge, UK, 1986.
' (2) Shinzato, T., "Box Muller Method," 2007, http://www.sp.dis.titech.ac.jp/~shinzato/boxmuller.pdf

LOCAL s, t, Z AS EXT

s = RND : t = RND

Z = Mu + Sigma*SQR(-2##*LOG(s))*COS(TwoPi*t)

GaussianDeviate = Z

END FUNCTION 'GaussianDeviate()

'-----

SUB ContourPlot(PlotFileName$,PlotTitle$,Annotation$,xCoord$,yCoord$,zCoord$, _
XaxisLabel$,YaxisLabel$,ZaxisLabel$,zMin$,zMax$,GnuPlotEXE$,A$)

LOCAL N%

N% = FREEFILE

OPEN "cmd3d.gp" FOR OUTPUT AS #N%

PRINT #N%, "show surface"
PRINT #N%, "set hidden3d"
IF zMin$ <> "" AND zMax$ <> "" THEN PRINT #N%, "set zrange ["+zMin$+":"+zMax$+ "]"
PRINT #N%, "set label "+Quote$+Annotation$+Quote$+" at graph "+xCoord$+", "+yCoord$+", "+zCoord$
PRINT #N%, "show label"
PRINT #N%, "set grid xtics ytics ztics"
PRINT #N%, "show grid"
PRINT #N%, "set title "+Quote$+PlotTitle$+Quote$

```

```

        PRINT #N%, "set xlabel "+Quote$+XaxisLabel$+Quote$
        PRINT #N%, "set ylabel "+Quote$+YaxisLabel$+Quote$
        PRINT #N%, "set zlabel "+Quote$+ZaxisLabel$+Quote$
        PRINT #N%, "splot "+Quote$+PlotFileName$+Quote$+A$ " notitle with linespoints" 'A$' " notitle with lines"
    CLOSE #N%

    SHELL(GnuPlotEXE$+" cmd3d.gp -")
END SUB 'ContourPlot()

'---
SUB ThreeDplot(PlotFileName$,PlotTitle$,Annotation$,xCoord$,yCoord$,zCoord$, _
    XaxisLabel$,YaxisLabel$,ZaxisLabel$,zMin$,zMax$,GnuPlotEXE$,A$)

    LOCAL N%, ProcessID???
    N% = FREEFILE
    OPEN "cmd3d.gp" FOR OUTPUT AS #N%
        PRINT #N%, "set pm3d"
        PRINT #N%, "show pm3d"
        IF zMin$ <> "" AND zMax$ <> "" THEN PRINT #N%, "set zrange ["+zMin$+": "+zMax$+ "]"
        PRINT #N%, "set label "+Quote$+AnnoTation$+Quote$+" at graph "+xCoord$+", "+yCoord$+", "+zCoord$
        PRINT #N%, "show label"
        PRINT #N%, "set grid xtics ytics ztics"
        PRINT #N%, "show grid"
        PRINT #N%, "set title "+Quote$+PlotTitle$+Quote$
        PRINT #N%, "set xlabel "+Quote$+XaxisLabel$+Quote$
        PRINT #N%, "set ylabel "+Quote$+YaxisLabel$+Quote$
        PRINT #N%, "set zlabel "+Quote$+ZaxisLabel$+Quote$
        PRINT #N%, "splot "+Quote$+PlotFileName$+Quote$+A$+" notitle" with lines"
    CLOSE #N%

    SHELL(GnuPlotEXE$+" cmd3d.gp -") : CALL Delay(0.5##)
END SUB 'ThreeDplot()

'---
SUB ThreeDplot2(PlotFileName$,PlotTitle$,Annotation$,xCoord$,yCoord$,zCoord$, _
    XaxisLabel$,YaxisLabel$,ZaxisLabel$,zMin$,zMax$,GnuPlotEXE$,A$,xStart$,xStop$,yStart$,yStop$)

    LOCAL N%
    N% = FREEFILE
    OPEN "cmd3d.gp" FOR OUTPUT AS #N%
        PRINT #N%, "set pm3d"
        PRINT #N%, "show pm3d"
        PRINT #N%, "set hidden3d"
        PRINT #N%, "set view 45, 45, 1, 1"

        IF zMin$ <> "" AND zMax$ <> "" THEN PRINT #N%, "set zrange ["+zMin$+": "+zMax$+ "]"

        PRINT #N%, "set xrange [" + xStart$ + " : " + xStop$ + "]"
        PRINT #N%, "set yrange [" + yStart$ + " : " + yStop$ + "]"

        PRINT #N%, "set label " + Quote$ + AnnoTation$ + Quote$+" at graph "+xCoord$+", "+yCoord$+", "+zCoord$
        PRINT #N%, "show label"
        PRINT #N%, "set grid xtics ytics ztics"
        PRINT #N%, "show grid"
        PRINT #N%, "set title " + Quote$+PlotTitle$ + Quote$
        PRINT #N%, "set xlabel " + Quote$+XaxisLabel$ + Quote$
        PRINT #N%, "set ylabel " + Quote$+YaxisLabel$ + Quote$
        PRINT #N%, "set zlabel " + Quote$+ZaxisLabel$ + Quote$
        PRINT #N%, "splot " + Quote$+PlotFileName$ + Quote$ + A$ + " notitle with lines"
    CLOSE #N%

    SHELL(GnuPlotEXE$+" cmd3d.gp -")
END SUB 'ThreeDplot2()

'---
SUB TwoDplot2Curves(PlotFileName1$,PlotFileName2$,PlotTitle$,Annotation$,xCoord$,yCoord$,XaxisLabel$,YaxisLabel$, _
    LogXaxis$,LogYaxis$,xMin$,xMax$,yMin$,yMax$,xTics$,yTics$,GnuPlotEXE$,LineStyle)

    LOCAL N%, ProcessID???
    N% = FREEFILE
    OPEN "cmd2d.gp" FOR OUTPUT AS #N%
        'print #N%, "set output "+Quote$+"test.plt"+Quote$ 'tried this 3/11/06, didn't work...

        IF LogXaxis$ = "YES" AND LogYaxis$ = "NO" THEN PRINT #N%, "set logscale x"
        IF LogXaxis$ = "NO" AND LogYaxis$ = "YES" THEN PRINT #N%, "set logscale y"
        IF LogXaxis$ = "YES" AND LogYaxis$ = "YES" THEN PRINT #N%, "set logscale xy"

        IF xMin$ <> "" AND xMax$ <> "" THEN PRINT #N%, "set xrange ["+xMin$+": "+xMax$+ "]"
        IF yMin$ <> "" AND yMax$ <> "" THEN PRINT #N%, "set yrange ["+yMin$+": "+yMax$+ "]"

        PRINT #N%, "set label "+Quote$+AnnoTation$+Quote$+" at graph "+xCoord$+", "+yCoord$
        PRINT #N%, "set grid xtics"
        PRINT #N%, "set grid ytics"
        PRINT #N%, "set xtics "+xTics$
        PRINT #N%, "set ytics "+yTics$
        PRINT #N%, "set grid mxtics"
        PRINT #N%, "set grid mytics"
        PRINT #N%, "set title "+Quote$+PlotTitle$+Quote$
        PRINT #N%, "set xlabel "+Quote$+XaxisLabel$+Quote$
        PRINT #N%, "set ylabel "+Quote$+YaxisLabel$+Quote$

        PRINT #N%, "plot "+Quote$+PlotFileName1$+Quote$+" with lines linewidth "+REMOVE$(STR$(LineStyle),ANY" ")+" "+ _
            Quote$+PlotFileName2$+Quote$+" with points pointsize 0.05"+REMOVE$(STR$(LineStyle),ANY" ")

    CLOSE #N%

    ProcessID??? = SHELL(GnuPlotEXE$+" cmd2d.gp -") : CALL Delay(0.5##)
END SUB 'TwoDplot2Curves()

```

```

'---
SUB Probe2Dplots(ProbePlotsFileList$,PlotTitle$,Annotation$,xCoord$,yCoord$,XaxisLabel$,YaxisLabel$, _
LogXaxis$,LogYaxis$,xMin$,xMax$,yMin$,yMax$,xTics$,yTics$,GnuPlotEXE$)

LOCAL N%, ProcessID???

N% = FREEFILE

OPEN "cmd2d.gp" FOR OUTPUT AS #N%

IF LogXaxis$ = "YES" AND LogYaxis$ = "NO" THEN PRINT #N%, "set logscale x"
IF LogXaxis$ = "NO" AND LogYaxis$ = "YES" THEN PRINT #N%, "set logscale y"
IF LogXaxis$ = "YES" AND LogYaxis$ = "YES" THEN PRINT #N%, "set logscale xy"

IF xMin$ <> "" AND xMax$ <> "" THEN PRINT #N%, "set xrange ["+xMin$+": "+xMax$+"]"
IF yMin$ <> "" AND yMax$ <> "" THEN PRINT #N%, "set yrange ["+yMin$+": "+yMax$+"]"

PRINT #N%, "set label "+Quote$+AnnoTation$+Quote$+" at graph "+xCoord$+", "+yCoord$
PRINT #N%, "set grid xtics"
PRINT #N%, "set grid ytics"
PRINT #N%, "set xtics "+xTics$
PRINT #N%, "set ytics "+yTics$
PRINT #N%, "set grid mxtics"
PRINT #N%, "set grid mytics"
PRINT #N%, "set title "+Quote$+PlotTitle$+Quote$
PRINT #N%, "set xlabel "+Quote$+XaxisLabel$+Quote$
PRINT #N%, "set ylabel "+Quote$+YaxisLabel$+Quote$

PRINT #N%, ProbePlotsFileList$

CLOSE #N%

ProcessID??? = SHELL(GnuPlotEXE$+" cmd2d.gp -") : CALL Delay(0.5##)

END SUB 'Probe2Dplots()

'---
SUB Show2Dprobes(R(),Np$,Nt$,j&,XiMin(),XiMax(),Frep,BestFitness,BestProbeNumber$,BestTimeStep$,FunctionName$,RepositionFactor$,Gamma)

LOCAL N%, p%

LOCAL A$, PlotFileName$, PlotTitle$, Symbols$

LOCAL xMin$, xMax$, yMin$, yMax$

LOCAL s1, s2, s3, s4 AS EXT

PlotFileName$ = "Probes("+REMOVE$(STR$(j&),ANY" ")+")"

IF j& > 0 THEN 'PLOT PROBES AT THIS TIME STEP

PlotTitle$ = "\nLOCATIONS OF "+REMOVE$(STR$(Np%),ANY" ") + " PROBES AT TIME STEP" + STR$(j&) + " / " + REMOVE$(STR$(Nt&),ANY" ") + "\n" + _
"Fitness = "+REMOVE$(STR$(ROUND(BestFitness,3)),ANY" ") + ", Probe #" + REMOVE$(STR$(BestProbeNumber%),ANY" ") + " at Step #" + _
REMOVE$(STR$(BestTimeStep%),ANY" ") + _
" [Frep = "+REMOVE$(STR$(Frep,4),ANY" ") + " + RepositionFactor$ + "]" \n"

ELSE 'PLOT INITIAL PROBE DISTRIBUTION

PlotTitle$ = "\nLOCATIONS OF "+REMOVE$(STR$(Np%),ANY" ") + " INITIAL PROBES FOR " + FunctionName$ + " FUNCTION\n[gamma = "+STR$(ROUND(Gamma,3))+"]\n"

END IF

N% = FREEFILE : OPEN PlotFileName$ FOR OUTPUT AS #N%

FOR p% = 1 TO Np% : PRINT #N%, USING$( "#####.#####  #####.#####",R(p%,1,j&),R(p%,2,j&) ) : NEXT p%

CLOSE #N%

s1 = 1.1## : s2 = 1.1## : s3 = 1.1## : s4 = 1.1## 'expand plots axes by 10%

IF XiMin(1) > 0## THEN s1 = 0.9##
IF XiMax(1) < 0## THEN s2 = 0.9##
IF XiMin(2) > 0## THEN s3 = 0.9##
IF XiMax(2) < 0## THEN s4 = 0.9##

xMin$ = REMOVE$(STR$(s1*XiMin(1),2),ANY" ")
xMax$ = REMOVE$(STR$(s2*XiMax(1),2),ANY" ")
yMin$ = REMOVE$(STR$(s3*XiMin(2),2),ANY" ")
yMax$ = REMOVE$(STR$(s4*XiMax(2),2),ANY" ")

CALL TwoDplot(PlotFileName$,PlotTitle$, "0.6", "0.7", "x1\n", "nx2", "NO", "NO", xMin$, xMax$, yMin$, yMax$, "5", "5", "wgnuplot.exe", " pointsize 1 linewidth 2", "")

KILL PlotFileName$ 'erase plot data file after probes have been displayed

END SUB 'ShowProbes()

'----
SUB TwoDplot(PlotFileName$,PlotTitle$,xCoord$,yCoord$,XaxisLabel$,YaxisLabel$, _
LogXaxis$,LogYaxis$,xMin$,xMax$,yMin$,yMax$,xTics$,yTics$,GnuPlotEXE$,LineType$,Annotation$)

LOCAL N%, ProcessID???

N% = FREEFILE

OPEN "cmd2d.gp" FOR OUTPUT AS #N%

IF LogXaxis$ = "YES" AND LogYaxis$ = "NO" THEN PRINT #N%, "set logscale x"
IF LogXaxis$ = "NO" AND LogYaxis$ = "YES" THEN PRINT #N%, "set logscale y"
IF LogXaxis$ = "YES" AND LogYaxis$ = "YES" THEN PRINT #N%, "set logscale xy"

IF xMin$ <> "" AND xMax$ <> "" THEN PRINT #N%, "set xrange ["+xMin$+": "+xMax$+"]"
IF yMin$ <> "" AND yMax$ <> "" THEN PRINT #N%, "set yrange ["+yMin$+": "+yMax$+"]"

PRINT #N%, "set label " + Quote$ + Annotation$ + Quote$ + " at graph " + xCoord$ + ", " + yCoord$
PRINT #N%, "set grid xtics " + XTics$
PRINT #N%, "set grid ytics " + YTics$
PRINT #N%, "set grid mxtics"
PRINT #N%, "set grid mytics"
PRINT #N%, "show grid"

```



```

        PRINT #N%, "set title " + Quote$+PlotTitle$+Quote$
        PRINT #N%, "set xlabel " + Quote$+XaxisLabel$+Quote$
        PRINT #N%, "set ylabel " + Quote$+YaxisLabel$+Quote$

        PRINT #N%, "plot "+Quote$+PlotFileName$+Quote$+" notitle"+LineType$

    CLOSE #N%

    ProcessID??? = SHELL(GnuPlotEXE$+" cmd2d.gp -") : CALL Delay(0.5##)

END SUB 'TwoDplot()

'-----

SUB CreateGnuPlotINIfile(PlotWindowULC_X%,PlotWindowULC_Y%,PlotWindowWidth%,PlotWindowHeight%)

LOCAL N%, WinPath$, A$, B$, WindowsDirectory$

WinPath$ = UCASE$(ENVIRON$("Path"))'DIR$( "C:\WINDOWS",23)

DO
    B$ = A$
    A$ = EXTRACT$(WinPath$,",")
    WinPath$ = REMOVE$(WinPath$,A$+",")
    IF RIGHT$(A$,7) = "WINDOWS" OR A$ = B$ THEN EXIT LOOP
    IF RIGHT$(A$,5) = "WINNT" OR A$ = B$ THEN EXIT LOOP
LOOP

WindowsDirectory$ = A$

N% = FREEFILE

' ----- WGNUPLLOT.INPUT FILE -----
OPEN WindowsDirectory$+"\wgnuplot.ini" FOR OUTPUT AS #N%

PRINT #N%,"[WGNUPLLOT]"
PRINT #N%,"TextOrigin=0 0"
PRINT #N%,"TextSize=640 150"
PRINT #N%,"TextFont=Terminal,9"
PRINT #N%,"GraphOrigin="+REMOVE$(STR$(PlotWindowULC_X%),ANY" ")+" "+REMOVE$(STR$(PlotWindowULC_Y%),ANY" ")
PRINT #N%,"GraphSize="+REMOVE$(STR$(PlotWindowWidth%),ANY" ")+" "+REMOVE$(STR$(PlotWindowHeight%),ANY" ")
PRINT #N%,"GraphFont=Arial,10"
PRINT #N%,"GraphColor=1"
PRINT #N%,"GraphToTop=1"
PRINT #N%,"GraphBackground=255 255 255"
PRINT #N%,"Border=0 0 0 0"
PRINT #N%,"Axis=192 192 192 2 2"
PRINT #N%,"Line1=0 0 255 0 0"
PRINT #N%,"Line2=0 255 0 0 1"
PRINT #N%,"Line3=255 0 0 0 2"
PRINT #N%,"Line4=255 0 255 0 3"
PRINT #N%,"Line5=0 0 128 0 4"

CLOSE #N%

END SUB 'CreateGnuPlotINIfile()

'-----

SUB Delay(NumSecs)

LOCAL StartTime, StopTime AS EXT

StartTime = TIMER

DO UNTIL (StopTime-StartTime) >= NumSecs

    StopTime = TIMER

LOOP

END SUB 'Delay()

'-----

SUB MathematicalConstants

EulerConst = 0.577215664901532860606512##
Pi = 3.141592653589793238462643##
Pi2 = Pi/2##
Pi4 = Pi/4##
TwoPi = 2##*Pi
FourPi = 4##*Pi
e = 2.718281828459045235360287##
Root2 = 1.4142135623730950488##

END SUB

'-----

SUB AlphabetAndDigits

Alphabet$ = "ABCDEFGHJKLMNPQRSTUVWXYZabcdefghijklmnopqrstuvwxyz"
Digits$ = "0123456789"
RunID$ = DATE$ + ", " + TIME$

END SUB

'-----

SUB SpecialSymbols

Quote$ = CHR$(34) 'Quotation mark "
SpecialCharacters$ = "() ,#;/_"

END SUB

'-----

SUB EMconstants

Mu0 = 4E-7##*Pi 'hy/meter
Eps0 = 8.854##*1E-12 'fd/meter
c = 2.998E8## 'velocity of light, 1##/SQR(Mu0*Eps0) 'meters/sec
eta0 = SQR(Mu0/Eps0) 'impedance of free space, ohms

END SUB

```

```
'-----
SUB ConversionFactors
  Rad2Deg      = 180##/Pi
  Deg2Rad      = 1##/Rad2Deg
  Feet2Meters  = 0.3048##
  Meters2Feet  = 1##/Feet2Meters
  Inches2Meters = 0.0254##
  Meters2Inches = 1##/Inches2Meters
  Miles2Meters = 1609.344##
  Meters2Miles = 1##/Miles2Meters
  NautMi2Meters = 1852##
  Meters2NautMi = 1##/NautMi2Meters
END SUB
```

```
'-----
SUB ShowConstants 'puts up msgbox showing all constants
LOCAL A$
```

```
A$ = _
"Mathematical Constants:"+CHR$(13)+_
"Euler const="+STR$(EulerConst)+CHR$(13)+_
"Pi="+STR$(Pi)+CHR$(13)+_
"Pi/2="+STR$(Pi2)+CHR$(13)+_
"Pi/4="+STR$(Pi4)+CHR$(13)+_
"2Pi="+STR$(TwoPi)+CHR$(13)+_
"4Pi="+STR$(FourPi)+CHR$(13)+_
"e="+STR$(e)+CHR$(13)+_
"Sqr2="+STR$(Root2)+CHR$(13)+CHR$(13)+_
"Alphabet, Digits & Special Characters:"+CHR$(13)+_
"Alphabet="+Alphabet$+CHR$(13)+_
"Digits="+Digits$+CHR$(13)+_
"quote="+Quote$+CHR$(13)+_
"Spec chars="+SpecialCharacters$+CHR$(13)+CHR$(13)+_
"E&M Constants:"+CHR$(13)+_
"Mu0="+STR$(Mu0)+CHR$(13)+_
"Eps0="+STR$(Eps0)+CHR$(13)+_
"c="+STR$(c)+CHR$(13)+_
"Eta0="+STR$(eta0)+CHR$(13)+CHR$(13)+_
"Conversion Factors:"+CHR$(13)+_
"Rad2Deg="+STR$(Rad2Deg)+CHR$(13)+_
"Deg2Rad="+STR$(Deg2Rad)+CHR$(13)+_
"ft2meters="+STR$(Feet2Meters)+CHR$(13)+_
"Meters2Ft="+STR$(Meters2Feet)+CHR$(13)+_
"Inches2Meters="+STR$(Inches2Meters)+CHR$(13)+_
"Meters2Inches="+STR$(Meters2Inches)+CHR$(13)+_
"Miles2Meters="+STR$(Miles2Meters)+CHR$(13)+_
"Meters2Miles="+STR$(Meters2Miles)+CHR$(13)+_
"NautMi2Meters="+STR$(NautMi2Meters)+CHR$(13)+_
"Meters2NautMi="+STR$(Meters2NautMi)+CHR$(13)+CHR$(13)
```

```
MSGBOX(A$)
```

```
END SUB
```

```
'-----
SUB DisplayRmatrix(Np%,Nd%,Nt%,R())
```

```
LOCAL p%, i%, j%, A$
  A$ = "Position Vector Matrix R()" + CHR$(13)
  FOR p% = 1 TO Np%
    FOR i% = 1 TO Nd%
      FOR j% = 0 TO Nt%
        A$ = A$ + "R(" + STR$(p%) + ", " + STR$(i%) + ", " + STR$(j%) + ") = " + STR$(R(p%, i%, j%)) + CHR$(13)
      NEXT j%
    NEXT i%
  NEXT p%
  MSGBOX(A$)
```

```
END SUB
```

```
'-----
SUB DisplayRmatrixThisTimeStep(Np%,Nd%,j%,R(),Gamma)
```

```
LOCAL p%, i%, A$, B$
  A$ = "Position Vector Matrix R() at step " + STR$(j%) + ", Gamma = " + STR$(Gamma) + " " + CHR$(13) + CHR$(13)
  FOR p% = 1 TO Np%
    A$ = A$ + "Probe#" + REMOVE$(STR$(p%), ANY " ") + ": "
    B$ = ""
    FOR i% = 1 TO Nd%
      B$ = B$ + " " + USING$( "###.###", R(p%, i%, j%) )
    NEXT i%
    A$ = A$ + B$ + CHR$(13)
  NEXT p%
  MSGBOX(A$)
```

```
END SUB
```

```
'-----
```

```

SUB DisplayAmatrix(Np%,Nd%,Nt%,A())
LOCAL p%, i%, j%, A$
A$ = "Acceleration Vector Matrix A()" + CHR$(13)
FOR p% = 1 TO Np%
  FOR i% = 1 TO Nd%
    FOR j% = 0 TO Nt%
      A$ = A$ + "A(" + STR$(p%) + ", " + STR$(i%) + ", " + STR$(j%) + ") = " + STR$(A(p%,i%,j%)) + CHR$(13)
    NEXT j%
  NEXT i%
NEXT p%
MSGBOX(A$)
END SUB
'-----

SUB DisplayAmatrixThisTimeStep(Np%,Nd%,j%,A())
LOCAL p%, i%, A$
A$ = "Acceleration matrix A() at step " + STR$(j%) + ":" + CHR$(13)
FOR p% = 1 TO Np%
  FOR i% = 1 TO Nd%
    A$ = A$ + "A(" + STR$(p%) + ", " + STR$(i%) + ", " + STR$(j%) + ") = " + STR$(A(p%,i%,j%)) + CHR$(13)
  NEXT i%
NEXT p%
MSGBOX(A$)
END SUB
'-----

SUB DisplayMmatrix(Np%,Nt%,M())
LOCAL p%, j%, A$
A$ = "Fitness Matrix M()" + CHR$(13)
FOR p% = 1 TO Np%
  FOR j% = 0 TO Nt%
    A$ = A$ + "M(" + STR$(p%) + ", " + STR$(j%) + ") = " + STR$(M(p%,j%)) + CHR$(13)
  NEXT j%
NEXT p%
MSGBOX(A$)
END SUB
'-----

SUB DisplayMmatrixThisTimeStep(Np%,j%,M())
LOCAL p%, A$
A$ = "Fitness matrix M() at step " + STR$(j%) + ":" + CHR$(13)
FOR p% = 1 TO Np%
  A$ = A$ + "M(" + STR$(p%) + ", " + STR$(j%) + ") = " + STR$(M(p%,j%)) + CHR$(13)
NEXT p%
MSGBOX(A$)
END SUB
'-----

SUB DisplayXiMinMax(Nd%,XiMin(),XiMax())
LOCAL i%, A$
A$ = ""
FOR i% = 1 TO Nd%
  A$ = A$ + "XiMin(" + STR$(i%) + ") = " + STR$(XiMin(i%)) + "   XiMax(" + STR$(i%) + ") = " + STR$(XiMax(i%)) + CHR$(13)
NEXT i%
MSGBOX(A$)
END SUB
'-----

SUB DisplayRunParameters2(FunctionName$,Nd%,Np%,Nt%,G,DeltaT,Alpha,Beta,Frep,PlaceInitialProbes$,InitialAcceleration$,RepositionFactor$)
LOCAL A$
A$ = "Function = " + FunctionName$ + CHR$(13) + _
      "Nd = " + STR$(Nd%) + CHR$(13) + _
      "Np = " + STR$(Np%) + CHR$(13) + _
      "Nt = " + STR$(Nt%) + CHR$(13) + _

```

```

"G = "+STR$(G)+CHR$(13)+_
"DeltaT = "+STR$(DeltaT)+CHR$(13)+_
"Alpha = "+STR$(Alpha)+CHR$(13)+_
"Beta = "+STR$(Beta)+CHR$(13)+_
"Frep = "+STR$(Frep)+CHR$(13)+_
"Init Probes: "+PlaceInitialProbes$+CHR$(13)+_
"Init Accel: "+InitialAcceleration$+CHR$(13)+_
"Retrive Method: "+RepositionFactor$+CHR$(13)

MSGBOX(A$)

END SUB

'-----

SUB
TabulatelDprobeCoordinates(MaxlDprobesPlotted%,Nd%,Np%,LastStep$,G,DeltaT,Alpha,Beta,Frep,R(),M(),PlaceInitialProbes$,InitialAcceleration$,RepositionFactor$,FunctionName$,Gamma)

LOCAL N%, ProbeNum%, FileHeader$, A$, B$, C$, D$, E$, F$, H$, StepNum$, FieldNumber% 'kludgy, yes, but it accomplishes its purpose...

CALL GetPlotAnnotation(FileHeader$,Nd%,Np%,LastStep$,G,DeltaT,Alpha,Beta,Frep,M(),PlaceInitialProbes$,InitialAcceleration$,RepositionFactor$,FunctionName$,Gamma)

REPLACE "\n" WITH " " IN FileHeader$

FileHeader$ = LEFT$(FileHeader$,LEN(FileHeader$)-2)

FileHeader$ = "PROBE COORDINATES" + CHR$(13) +_
"-----" + CHR$(13) + FileHeader$

N% = FREEFILE : OPEN "ProbeCoordinates.DAT" FOR OUTPUT AS #N%

A$ = " Step #      " : B$ = " ----- " : C$ = ""

FOR ProbeNum% = 1 TO Np% 'create out data file header

SELECT CASE ProbeNum%
CASE 1 TO 9 : E$ = "" : F$ = " " : H$ = " "
CASE 10 TO 99 : E$ = "-" : F$ = " " : H$ = " "
CASE 100 TO 999 : E$ = "--" : F$ = " " : H$ = " "
END SELECT

A$ = A$ + "P" + NoSpaces$(ProbeNum%+0,0) + F$ 'note: adding zero to ProbeNum% necessary to convert to floating point...

B$ = B$ + E$ + "----" + H$

C$ = C$ + "#####.### "

C$ = C$ + "##.#####"

NEXT ProbeNum%

PRINT #N%, FileHeader$ + CHR$(13) : PRINT #N%, A$ : PRINT #N%, B$

FOR StepNum$ = 0 TO LastStep$

D$ = USING$("##### ",StepNum$)

FOR ProbeNum% = 1 TO Np% : D$ = D$ + USING$(C$,R(ProbeNum%,1,StepNum$)) : NEXT ProbeNum%

PRINT #N%, D$

NEXT StepNum$

CLOSE #N%

END SUB 'TabulatelDprobeCoordinates()

'-----

SUB PlotlDprobePositions(MaxlDprobesPlotted%,Nd%,Np%,LastStep$,G,DeltaT,Alpha,Beta,Frep,R(),M(),PlaceInitialProbes$,InitialAcceleration$,RepositionFactor$,FunctionName$,Gamma)
'plots on-screen 1D function probe positions vs time step if Np <= 10

LOCAL ProcessID??:, N%, n1%, n2%, n3%, n4%, n5%, n6%, n7%, n8%, n9%, n10%, n11%, n12%, n13%, n14%, n15%, ProbeNum%, StepNum$, A$

LOCAL PlotAnnotation$

IF Np% > MaxlDprobesPlotted% THEN EXIT SUB

CALL CLEANUP 'delete old "Px" plot files, if any

ProbeNum% = 0

DO 'create output data files, probe-by-probe
INCR ProbeNum% : n1% = FREEFILE : OPEN "P"+REMOVE$(STR$(ProbeNum%),ANY" ") FOR OUTPUT AS #n1% : IF ProbeNum% = Np% THEN EXIT LOOP
INCR ProbeNum% : n2% = FREEFILE : OPEN "P"+REMOVE$(STR$(ProbeNum%),ANY" ") FOR OUTPUT AS #n2% : IF ProbeNum% = Np% THEN EXIT LOOP
INCR ProbeNum% : n3% = FREEFILE : OPEN "P"+REMOVE$(STR$(ProbeNum%),ANY" ") FOR OUTPUT AS #n3% : IF ProbeNum% = Np% THEN EXIT LOOP
INCR ProbeNum% : n4% = FREEFILE : OPEN "P"+REMOVE$(STR$(ProbeNum%),ANY" ") FOR OUTPUT AS #n4% : IF ProbeNum% = Np% THEN EXIT LOOP
INCR ProbeNum% : n5% = FREEFILE : OPEN "P"+REMOVE$(STR$(ProbeNum%),ANY" ") FOR OUTPUT AS #n5% : IF ProbeNum% = Np% THEN EXIT LOOP
INCR ProbeNum% : n6% = FREEFILE : OPEN "P"+REMOVE$(STR$(ProbeNum%),ANY" ") FOR OUTPUT AS #n6% : IF ProbeNum% = Np% THEN EXIT LOOP
INCR ProbeNum% : n7% = FREEFILE : OPEN "P"+REMOVE$(STR$(ProbeNum%),ANY" ") FOR OUTPUT AS #n7% : IF ProbeNum% = Np% THEN EXIT LOOP
INCR ProbeNum% : n8% = FREEFILE : OPEN "P"+REMOVE$(STR$(ProbeNum%),ANY" ") FOR OUTPUT AS #n8% : IF ProbeNum% = Np% THEN EXIT LOOP
INCR ProbeNum% : n9% = FREEFILE : OPEN "P"+REMOVE$(STR$(ProbeNum%),ANY" ") FOR OUTPUT AS #n9% : IF ProbeNum% = Np% THEN EXIT LOOP
INCR ProbeNum% : n10% = FREEFILE : OPEN "P"+REMOVE$(STR$(ProbeNum%),ANY" ") FOR OUTPUT AS #n10% : IF ProbeNum% = Np% THEN EXIT LOOP
INCR ProbeNum% : n11% = FREEFILE : OPEN "P"+REMOVE$(STR$(ProbeNum%),ANY" ") FOR OUTPUT AS #n11% : IF ProbeNum% = Np% THEN EXIT LOOP
INCR ProbeNum% : n12% = FREEFILE : OPEN "P"+REMOVE$(STR$(ProbeNum%),ANY" ") FOR OUTPUT AS #n12% : IF ProbeNum% = Np% THEN EXIT LOOP
INCR ProbeNum% : n13% = FREEFILE : OPEN "P"+REMOVE$(STR$(ProbeNum%),ANY" ") FOR OUTPUT AS #n13% : IF ProbeNum% = Np% THEN EXIT LOOP
INCR ProbeNum% : n14% = FREEFILE : OPEN "P"+REMOVE$(STR$(ProbeNum%),ANY" ") FOR OUTPUT AS #n14% : IF ProbeNum% = Np% THEN EXIT LOOP
INCR ProbeNum% : n15% = FREEFILE : OPEN "P"+REMOVE$(STR$(ProbeNum%),ANY" ") FOR OUTPUT AS #n15% : IF ProbeNum% = Np% THEN EXIT LOOP
LOOP

ProbeNum% = 0

DO 'output probe positions as a function of time step
INCR ProbeNum% : FOR StepNum$ = 0 TO LastStep$ : PRINT #n1%, USING$("##### #####.#####",StepNum$,R(ProbeNum%,1,StepNum$)) : NEXT StepNum$ : IF ProbeNum% = Np% THEN
EXIT LOOP
INCR ProbeNum% : FOR StepNum$ = 0 TO LastStep$ : PRINT #n2%, USING$("##### #####.#####",StepNum$,R(ProbeNum%,1,StepNum$)) : NEXT StepNum$ : IF ProbeNum% = Np% THEN
EXIT LOOP
INCR ProbeNum% : FOR StepNum$ = 0 TO LastStep$ : PRINT #n3%, USING$("##### #####.#####",StepNum$,R(ProbeNum%,1,StepNum$)) : NEXT StepNum$ : IF ProbeNum% = Np% THEN
EXIT LOOP
INCR ProbeNum% : FOR StepNum$ = 0 TO LastStep$ : PRINT #n4%, USING$("##### #####.#####",StepNum$,R(ProbeNum%,1,StepNum$)) : NEXT StepNum$ : IF ProbeNum% = Np% THEN
EXIT LOOP
INCR ProbeNum% : FOR StepNum$ = 0 TO LastStep$ : PRINT #n5%, USING$("##### #####.#####",StepNum$,R(ProbeNum%,1,StepNum$)) : NEXT StepNum$ : IF ProbeNum% = Np% THEN
EXIT LOOP

```



```

"Check for Early Termination? " + CheckForEarlyTermination$ + CHR$(13) + _
"Shrink Decision Space? " + ShrinkDSS$ + CHR$(13) +CHR$(13)
' lResult& = MSGBOX(txt$ [, [style&], title$])
YN& = MSGBOX(A$, %MB_YESNO, "CONFIRM RUN")
IF YN& = %IDYES THEN RuncFOS$ = "YES"
END SUB
'-----
SUB StatusWindow(FunctionName$, StatusWindowHandle???)
GRAPHIC WINDOW "Run Progress, "+FunctionName$, 0.08##*ScreenWidth&, 0.08##*ScreenHeight&, 0.25##*ScreenWidth&, 0.17##*ScreenHeight& TO StatusWindowHandle???
GRAPHIC ATTACH StatusWindowHandle???, 0, REDRAW
GRAPHIC FONT "Lucida Console", 8, 0 "Courier New", 8, 0 'Fixed width fonts
GRAPHIC SET PIXEL (35,15) : GRAPHIC PRINT " Initializing... " : GRAPHIC REDRAW
END SUB
'-----
SUB GetTestFunctionNumber(FunctionName$)
LOCAL hDlg AS DWORD
LOCAL N%, M%
LOCAL FrameWidth&, FrameHeight&, BoxWidth&, BoxHeight&
BoxWidth& = 276 : BoxHeight& = 300 : FrameWidth& = 80 : FrameHeight& = BoxHeight&-5
DIALOG NEW 0, "CENTRAL FORCE OPTIMIZATION TEST FUNCTIONS",,, BoxWidth&, BoxHeight&, %WS_CAPTION OR %WS_SYSMENU, 0 TO hDlg
'-----
CONTROL ADD FRAME, hDlg, %IDC_FRAME1, "Test Functions", 5, 2, FrameWidth&, FrameHeight&
CONTROL ADD FRAME, hDlg, %IDC_FRAME2, "GSO Test Functions", 95, 2, FrameWidth&, 255
CONTROL ADD OPTION, hDlg, %IDC_Function_Number1, "Parrott F4", 10, 14, 60, 10, %WS_GROUP OR %WS_TABSTOP
CONTROL ADD OPTION, hDlg, %IDC_Function_Number2, "SGO", 10, 24, 60, 10
CONTROL ADD OPTION, hDlg, %IDC_Function_Number3, "Goldstein-Price", 10, 34, 60, 10
CONTROL ADD OPTION, hDlg, %IDC_Function_Number4, "Step", 10, 44, 60, 10
CONTROL ADD OPTION, hDlg, %IDC_Function_Number5, "Schwefel 2.26", 10, 54, 60, 10
CONTROL ADD OPTION, hDlg, %IDC_Function_Number6, "Colville", 10, 64, 60, 10
CONTROL ADD OPTION, hDlg, %IDC_Function_Number7, "Griewank", 10, 74, 60, 10
CONTROL ADD OPTION, hDlg, %IDC_Function_Number31, "PBM #1", 10, 84, 60, 10
CONTROL ADD OPTION, hDlg, %IDC_Function_Number32, "PBM #2", 10, 94, 60, 10
CONTROL ADD OPTION, hDlg, %IDC_Function_Number33, "PBM #3", 10, 104, 60, 10
CONTROL ADD OPTION, hDlg, %IDC_Function_Number34, "PBM #4", 10, 114, 60, 10
CONTROL ADD OPTION, hDlg, %IDC_Function_Number35, "PBM #5", 10, 124, 60, 10
CONTROL ADD OPTION, hDlg, %IDC_Function_Number36, "Himmelblau", 10, 134, 60, 10
CONTROL ADD OPTION, hDlg, %IDC_Function_Number37, "Rosenbrock", 10, 144, 60, 10
CONTROL ADD OPTION, hDlg, %IDC_Function_Number38, "Sphere", 10, 154, 60, 10
CONTROL ADD OPTION, hDlg, %IDC_Function_Number39, "Reserved", 10, 164, 60, 10
CONTROL ADD OPTION, hDlg, %IDC_Function_Number40, "Reserved", 10, 174, 60, 10
CONTROL ADD OPTION, hDlg, %IDC_Function_Number41, "Reserved", 10, 184, 60, 10
CONTROL ADD OPTION, hDlg, %IDC_Function_Number42, "Reserved", 10, 194, 60, 10
CONTROL ADD OPTION, hDlg, %IDC_Function_Number43, "Reserved", 10, 204, 60, 10
CONTROL ADD OPTION, hDlg, %IDC_Function_Number44, "Reserved", 10, 214, 60, 10
CONTROL ADD OPTION, hDlg, %IDC_Function_Number45, "Reserved", 10, 224, 60, 10
CONTROL ADD OPTION, hDlg, %IDC_Function_Number46, "Reserved", 10, 234, 60, 10
CONTROL ADD OPTION, hDlg, %IDC_Function_Number47, "Reserved", 10, 244, 60, 10
CONTROL ADD OPTION, hDlg, %IDC_Function_Number48, "Reserved", 10, 254, 60, 10
CONTROL ADD OPTION, hDlg, %IDC_Function_Number49, "Reserved", 10, 264, 60, 10
CONTROL ADD OPTION, hDlg, %IDC_Function_Number50, "Reserved", 10, 274, 60, 10
'----- Test Functions from GSO Paper -----
CONTROL ADD OPTION, hDlg, %IDC_Function_Number8, "f1", 120, 14, 40, 10
CONTROL ADD OPTION, hDlg, %IDC_Function_Number9, "f2", 120, 24, 40, 10
CONTROL ADD OPTION, hDlg, %IDC_Function_Number10, "f3", 120, 34, 40, 10
CONTROL ADD OPTION, hDlg, %IDC_Function_Number11, "f4", 120, 44, 40, 10
CONTROL ADD OPTION, hDlg, %IDC_Function_Number12, "f5", 120, 54, 40, 10
CONTROL ADD OPTION, hDlg, %IDC_Function_Number13, "f6", 120, 64, 40, 10
CONTROL ADD OPTION, hDlg, %IDC_Function_Number14, "f7", 120, 74, 40, 10
CONTROL ADD OPTION, hDlg, %IDC_Function_Number15, "f8", 120, 84, 40, 10
CONTROL ADD OPTION, hDlg, %IDC_Function_Number16, "f9", 120, 94, 40, 10
CONTROL ADD OPTION, hDlg, %IDC_Function_Number17, "f10", 120, 104, 40, 10
CONTROL ADD OPTION, hDlg, %IDC_Function_Number18, "f11", 120, 114, 40, 10
CONTROL ADD OPTION, hDlg, %IDC_Function_Number19, "f12", 120, 124, 40, 10
CONTROL ADD OPTION, hDlg, %IDC_Function_Number20, "f13", 120, 134, 40, 10
CONTROL ADD OPTION, hDlg, %IDC_Function_Number21, "f14", 120, 144, 40, 10
CONTROL ADD OPTION, hDlg, %IDC_Function_Number22, "f15", 120, 154, 40, 10
CONTROL ADD OPTION, hDlg, %IDC_Function_Number23, "f16", 120, 164, 40, 10
CONTROL ADD OPTION, hDlg, %IDC_Function_Number24, "f17", 120, 174, 40, 10
CONTROL ADD OPTION, hDlg, %IDC_Function_Number25, "f18", 120, 184, 40, 10
CONTROL ADD OPTION, hDlg, %IDC_Function_Number26, "f19", 120, 194, 40, 10
CONTROL ADD OPTION, hDlg, %IDC_Function_Number27, "f20", 120, 204, 40, 10
CONTROL ADD OPTION, hDlg, %IDC_Function_Number28, "f21", 120, 214, 40, 10
CONTROL ADD OPTION, hDlg, %IDC_Function_Number29, "f22", 120, 224, 40, 10
CONTROL ADD OPTION, hDlg, %IDC_Function_Number30, "f23", 120, 234, 40, 10
CONTROL SET OPTION hDlg, %IDC_Function_Number1, %IDC_Function_Number1, %IDC_Function_Number3 'default to Parrott F4
'-----
CONTROL ADD BUTTON, hDlg, %IDOK, "OK", 200, 0.45##*BoxHeight&, 50, 14
'-----
DIALOG SHOW MODAL hDlg CALL DlgProc
CALL Delay(0.5##)
IF FunctionNumber% < 1 OR FunctionNumber% > 38 THEN
FunctionNumber% = 1 : MSGBOX("Error in function number...")

```

```

END IF

SELECT CASE FunctionNumber%
CASE 1 : FunctionName$ = "ParrottF4"
CASE 2 : FunctionName$ = "SGO"
CASE 3 : FunctionName$ = "GP"
CASE 4 : FunctionName$ = "STEP"
CASE 5 : FunctionName$ = "SCHWEPFL_226"
CASE 6 : FunctionName$ = "COLVILLE"
CASE 7 : FunctionName$ = "GRIEWANK"
CASE 8 : FunctionName$ = "F1"
CASE 9 : FunctionName$ = "F2"
CASE 10: FunctionName$ = "F3"
CASE 11: FunctionName$ = "F4"
CASE 12: FunctionName$ = "F5"
CASE 13: FunctionName$ = "F6"
CASE 14: FunctionName$ = "F7"
CASE 15: FunctionName$ = "F8"
CASE 16: FunctionName$ = "F9"
CASE 17: FunctionName$ = "F10"
CASE 18: FunctionName$ = "F11"
CASE 19: FunctionName$ = "F12"
CASE 20: FunctionName$ = "F13"
CASE 21: FunctionName$ = "F14"
CASE 22: FunctionName$ = "F15"
CASE 23: FunctionName$ = "F16"
CASE 24: FunctionName$ = "F17"
CASE 25: FunctionName$ = "F18"
CASE 26: FunctionName$ = "F19"
CASE 27: FunctionName$ = "F20"
CASE 28: FunctionName$ = "F21"
CASE 29: FunctionName$ = "F22"
CASE 30: FunctionName$ = "F23"
CASE 31: FunctionName$ = "PBM_1"
CASE 32: FunctionName$ = "PBM_2"
CASE 33: FunctionName$ = "PBM_3"
CASE 34: FunctionName$ = "PBM_4"
CASE 35: FunctionName$ = "PBM_5"
CASE 36: FunctionName$ = "HIMMELBLAU"
CASE 37: FunctionName$ = "ROSENBROCK"
CASE 38: FunctionName$ = "SPHERE"

END SELECT

END SUB

'-----
CALLBACK FUNCTIONDlgProc() AS LONG
'-----
' Callback procedure for the main dialog
'-----
LOCAL c, lRes AS LONG, sText AS STRING

SELECT CASE AS LONG CBMSG
CASE %WM_INITDIALOG' %WM_INITDIALOG is sent right before the dialog is shown.
CASE %WM_COMMAND      '<- a control is calling
    SELECT CASE AS LONG CBCTL '<- look at control's id
    CASE %IDOK        '<- OK button or Enter key was pressed
        IF CBCTLMMSG = %BN_CLICKED THEN
            '-----
            ' Loop through the Function_Number controls
            ' to see which one is selected
            '-----
            FOR c = %IDC_Function_Number1 TO %IDC_Function_Number50
                CONTROL GET CHECK CBHNDL, c TO lRes
                IF lRes THEN EXIT FOR
            NEXT 'c holds the id for selected test function.
            FunctionNumber$ = c-120
            DIALOG END CBHNDL
        END IF
    END SELECT
END SELECT
END FUNCTION

'----- PBM ANTENNA BENCHMARK FUNCTIONS -----
'Reference for benchmarks PBM_1 through PBM_5:
'Pantoja, M F., Bretones, A. R., Martin, R. G., "Benchmark Antenna Problems for Evolutionary
'Optimization Algorithms," IEEE Trans. Antennas & Propagation, vol. 55, no. 4, April 2007,
'pp. 1111-1121

FUNCTION PBM_1(R(),Nd%,p%,j%) 'PBM Benchmark #1: Max D for Variable-Length CF Dipole
LOCAL Z, LengthWaves, ThetaRadians AS EXT
LOCAL N%, Nsegs%, FeedSegNum%
LOCAL NumSegs$, FeedSeg$, HalfLength$, Radius$, ThetaDeg$, Lyne$, GainDB$
LengthWaves = R(p%,1,j%)
ThetaRadians = R(p%,2,j%)
ThetaDeg$ = REMOVE$(STR$(ROUND(ThetaRadians*Rad2Deg,2)),ANY" ")
IF TALLY(ThetaDeg$,".") = 0 THEN ThetaDeg$ = ThetaDeg$+"."

```

```

Nsegs% = 2*(INT(100*LengthWaves)\2)+1 '100 segs per wavelength, must be an odd #, VOLTAGE SOURCE
FeedSegNum% = Nsegs%\2 + 1 'center segment number, VOLTAGE SOURCE
NumSegs$ = REMOVE$(STR$(Nsegs%),ANY" ")
FeedSeg$ = REMOVE$(STR$(FeedSegNum%),ANY" ")
HalfLength$ = REMOVE$(STR$(ROUND(LengthWaves/2##,6)),ANY" ")
IF TALLY(HalfLength$,".") = 0 THEN HalfLength$ = HalfLength$+"."
Radius$ = "0.00001" 'REMOVE$(STR$(ROUND(LengthWaves/1000##,6)),ANY" ")
N% = FREEFILE
OPEN "PBM1.NEC" FOR OUTPUT AS #N%
PRINT #N%,"CM File: PBM1.NEC"
PRINT #N%,"CM Run ID "+DATE$+" "+TIME$
PRINT #N%,"CM Nid="+STR$(Nd%)+", p="+STR$(p%)+", j="+STR$(j%)
PRINT #N%,"CM R(p,1,j)="+STR$(R(p%,1,j%))+", R(p,2,j)="+STR$(R(p%,2,j%))
PRINT #N%,"CE"
PRINT #N%,"GW 1,"+NumSegs$+",0.,0.,-"+HalfLength$+",0.,0.,"+HalfLength$+", "+Radius$
PRINT #N%,"CE"
PRINT #N%,"EX 0,1,"+FeedSeg$+",0,1.,0." 'VOLTAGE SOURCE
PRINT #N%,"FR 0,1,0,0,299.79564,0."
PRINT #N%,"RP 0,1,1,1001,"+ThetaDeg$+",0.,0.,0.,1000." 'gain at 1000 wavelengths range
PRINT #N%,"XQ"
PRINT #N%,"EN"
CLOSE #N%
'
' -- ANGLES -- -- -- POWER GAINS -- -- -- POLARIZATION -- -- -- E (THETA) -- -- -- E (PHI) -- -- --
' THETA PHI VERT. HOR. TOTAL AXIAL TILT SENSE MAGNITUDE PHASE MAGNITUDE PHASE
' DEGREES DEGREES DB DB DB RATIO DEG. VOLTS/M DEGREES VOLTS/M DEGREES
' 90.00 0.00 3.91 -999.99 3.91 0.00000 0.00 LINEAR 1.29504E-04 5.37 0.00000E+00 -5.24
' 123456789x123456789x123456789x123456789x123456789x123456789x123456789x123456789x123456789x123456789x
' 10 20 30 40 50 60 70 80 90 100 110 120
SHELL "n41_2k1.exe",0
N% = FREEFILE
OPEN "PBM1.OUT" FOR INPUT AS #N%
WHILE NOT EOF(N%)
LINE INPUT #N%, Lyne$
IF INSTR(Lyne$,"DEGREES DEGREES") > 0 THEN EXIT LOOP
WEND 'position at next data line
LINE INPUT #N%, Lyne$
CLOSE #N%
GainDB$ = REMOVE$(MID$(Lyne$,37,8),ANY" ")
PBM_1 = 10^(VAL(GainDB$)/10##) 'Directivity
END FUNCTION 'PBM_1()
'----
FUNCTION PBM_2(R(),Nd%,p%,j%) 'PBM Benchmark #2: Max D for Variable-Separation Array of CF Dipoles
LOCAL Z, DipoleSeparationWaves, ThetaRadians AS EXT
LOCAL N%, i%
LOCAL NumSegs$, FeedSeg$, Radius$, ThetaDeg$, Lyne$, GainDB$, Xcoord$, WireNum$
DipoleSeparationWaves = R(p%,1,j%)
ThetaRadians = R(p%,2,j%)
ThetaDeg$ = REMOVE$(STR$(ROUND(ThetaRadians*Rad2Deg,2)),ANY" ")
IF TALLY(ThetaDeg$,".") = 0 THEN ThetaDeg$ = ThetaDeg$+"."
NumSegs$ = "49"
FeedSeg$ = "25"
Radius$ = "0.00001"
N% = FREEFILE
OPEN "PBM2.NEC" FOR OUTPUT AS #N%
PRINT #N%,"CM File: PBM2.NEC"
PRINT #N%,"CM Run ID "+DATE$+" "+TIME$
PRINT #N%,"CM Nid="+STR$(Nd%)+", p="+STR$(p%)+", j="+STR$(j%)
PRINT #N%,"CM R(p,1,j)="+STR$(R(p%,1,j%))+", R(p,2,j)="+STR$(R(p%,2,j%))
PRINT #N%,"CE"
FOR i% = -9 TO 9 STEP 2
WireNum$ = REMOVE$(STR$(i%+11)\2),ANY" ")
Xcoord$ = REMOVE$(STR$(i%*DipoleSeparationWaves/2##),ANY" ")
PRINT #N%,"GW "+WireNum$+", "+NumSegs$+", "+Xcoord$+",0.,-0.25,"+Xcoord$+",0.,0.25,"+Radius$
NEXT i%
PRINT #N%,"GE"
FOR i% = 1 TO 10
PRINT #N%,"EX 0,"+REMOVE$(STR$(i%),ANY" ")+", "+FeedSeg$+",0,1.,0." 'VOLTAGE SOURCE
NEXT i%
PRINT #N%,"FR 0,1,0,0,299.79564,0."
PRINT #N%,"RP 0,1,1,1001,"+ThetaDeg$+",90.,0.,0.,1000." 'gain at 1000 wavelengths range
PRINT #N%,"XQ"
PRINT #N%,"EN"

```



```

CLOSE #N%
'
' -- ANGLES -- -- POWER GAINS -- -- -- POLARIZATION -- -- -- E (THETA) -- -- -- E (PHI) -- --
' THETA PHI VERT. HOR. TOTAL AXIAL TILT SENSE MAGNITUDE PHASE MAGNITUDE PHASE
' DEGREES DEGREES DB DB DB RATIO DEG. VOLTS/M DEGREES VOLTS/M DEGREES
' 90.00 0.00 3.91 -999.99 3.91 0.00000 0.00 LINEAR 1.29504E-04 5.37 0.00000E+00 -5.24
' 123456789x123456789x123456789x123456789x123456789x123456789x123456789x123456789x123456789x
' 10 20 30 40 50 60 70 80 90 100 110 120

SHELL "n41_2k1.exe",0

N% = FREEFILE

OPEN "PBM2.OUT" FOR INPUT AS #N%

WHILE NOT EOF(N%)

LINE INPUT #N%, Lyne$

IF INSTR(Lyne$, "DEGREES DEGREES") > 0 THEN EXIT LOOP

WEND 'position at next data line

LINE INPUT #N%, Lyne$

CLOSE #N%

GainDB$ = REMOVE$(MID$(Lyne$,37,8), ANY " ")

IF AddNoiseToPBM2$ = "YES" THEN

Z = 10^(VAL(GainDB$)/10##) + GaussianDeviate(0##,0.4472##) 'Directivity with Gaussian noise (zero mean, 0.2 variance)

ELSE

Z = 10^(VAL(GainDB$)/10##) 'Directivity without noise

END IF

PBM_2 = Z

END FUNCTION 'PBM_2()

'-----

FUNCTION PBM_3(R(),Nd$,p$,j%) 'PBM Benchmark #3: Max D for Circular Dipole Array

LOCAL Beta, ThetaRadians, Alpha, ReV, ImV AS EXT

LOCAL N%, i%

LOCAL NumSegs$, FeedSeg$, Radius$, ThetaDeg$, Lyne$, GainDB$, Xcoord$, Ycoord$, WireNum$, ReEX$, ImEX$

Beta = R(p%,1,j%)

ThetaRadians = R(p%,2,j%)

ThetaDeg$ = REMOVE$(STR$(ROUND(ThetaRadians*Rad2Deg,2)), ANY " ")

IF TALLY(ThetaDeg$, ".") = 0 THEN ThetaDeg$ = ThetaDeg$ + "."

NumSegs$ = "49"

FeedSeg$ = "25"

Radius$ = "0.00001"

N% = FREEFILE

OPEN "PBM3.NEC" FOR OUTPUT AS #N%

PRINT #N%, "CM File: PBM3.NEC"
PRINT #N%, "CM Run ID "+DATE$+" "+TIME$
PRINT #N%, "CM Nd="+STR$(Nd$)+"", p="+STR$(p$)+"", j="+STR$(j%)"
PRINT #N%, "CM R(p,1,j)="+STR$(R(p%,1,j%))+"", R(p,2,j)="+STR$(R(p%,2,j%))"
PRINT #N%, "CE"

FOR i% = 1 TO 8
WireNum$ = REMOVE$(STR$(i%), ANY " ")

SELECT CASE i%
CASE 1 : Xcoord$ = "1" : Ycoord$ = "0"
CASE 2 : Xcoord$ = "0.70711" : Ycoord$ = "0.70711"
CASE 3 : Xcoord$ = "0" : Ycoord$ = "1"
CASE 4 : Xcoord$ = "-0.70711" : Ycoord$ = "0.70711"
CASE 5 : Xcoord$ = "-1" : Ycoord$ = "0"
CASE 6 : Xcoord$ = "-0.70711" : Ycoord$ = "-0.70711"
CASE 7 : Xcoord$ = "0" : Ycoord$ = "-1"
CASE 8 : Xcoord$ = "0.70711" : Ycoord$ = "-0.70711"
END SELECT

PRINT #N%, "GW "+WireNum$+" "+NumSegs$+" "+Xcoord$+" "+Ycoord$+" -0.25 "+Xcoord$+" "+Ycoord$+" 0.25 "+Radius$
NEXT i%

PRINT #N%, "GE"

FOR i% = 1 TO 8
Alpha = -COS(TwoPi*Beta*(i%-1))

ReV = COS(Alpha)
ImV = SIN(Alpha)

ReEX$ = REMOVE$(STR$(ROUND(ReV,6)), ANY " ")
ImEX$ = REMOVE$(STR$(ROUND(ImV,6)), ANY " ")

IF TALLY(ReEX$, ".") = 0 THEN ReEX$ = ReEX$ + "."
IF TALLY(ImEX$, ".") = 0 THEN ImEX$ = ImEX$ + "."

PRINT #N%, "EX 0 "+REMOVE$(STR$(i%), ANY " ")+" "+FeedSeg$+" 0 "+ReEX$+" "+ImEX$ 'VOLTAGE SOURCE
NEXT i%

PRINT #N%, "FR 0,1,0,0,299.79564,0."
PRINT #N%, "RP 0,1,1,1001, "+ThetaDeg$+" 0,0,0,1000." 'gain at 1000 wavelengths range

```

```

PRINT #N%, "XQ"
PRINT #N%, "EN"

CLOSE #N%

'
' - - ANGLES - - - - POWER GAINS - - - - POLARIZATION - - - - E (THETA) - - - - E (PHI) - - -
' THETA PHI VERT. HOR. TOTAL AXIAL TILT SENSE MAGNITUDE PHASE MAGNITUDE PHASE
' DEGREES DEGREES DB DB DB RATIO DEG. VOLTS/M DEGREES VOLTS/M DEGREES
' 90.00 0.00 3.91 -999.99 3.91 0.00000 0.00 LINEAR 1.29504E-04 5.37 0.00000E+00 -5.24
' 123456789x123456789x123456789x123456789x123456789x123456789x123456789x123456789x123456789x123456789x
' 10 20 30 40 50 60 70 80 90 100 110 120

SHELL "n41_2k1.exe",0

N% = FREEFILE

OPEN "PBM3.OUT" FOR INPUT AS #N%

WHILE NOT EOF(N%)

LINE INPUT #N%, Lyne$

IF INSTR(Lyne$, "DEGREES DEGREES") > 0 THEN EXIT LOOP

WEND 'position at next data line

LINE INPUT #N%, Lyne$

CLOSE #N%

GainDB$ = REMOVE$(MID$(Lyne$,37,8), ANY" ")

PBM_3 = 10^(VAL(GainDB$)/10##) 'Directivity

END FUNCTION 'PBM_3()

'----

FUNCTION PBM_4(R(), Nd%, p%, j%) 'PBM Benchmark #4: Max D for Vee Dipole

LOCAL TotalLengthWaves, AlphaRadians, ArmLength, Xlength, Zlength, Lfeed AS EXT
LOCAL N%, i%, Nsegs$, FeedZcoord$
LOCAL NumSegs$, Lyne$, GainDB$, Xcoord$, Zcoord$

TotalLengthWaves = 2##*R(p%, 1, j%)
AlphaRadians = R(p%, 2, j%)
Lfeed = 0.01##
FeedZcoord$ = REMOVE$(STR$(Lfeed), ANY" ")
ArmLength = (TotalLengthWaves - 2##*Lfeed) / 2##
Xlength = ROUND(ArmLength * COS(AlphaRadians), 6)
Xcoord$ = REMOVE$(STR$(Xlength), ANY" ") : IF TALLY(Xcoord$, ".") = 0 THEN Xcoord$ = Xcoord$ + "."
Zlength = ROUND(ArmLength * SIN(AlphaRadians), 6)
Zcoord$ = REMOVE$(STR$(Zlength + Lfeed), ANY" ") : IF TALLY(Zcoord$, ".") = 0 THEN Zcoord$ = Zcoord$ + "."
Nsegs$ = 2 * (INT(TotalLengthWaves * 100) \ 2) 'even number, total # segs
NumSegs$ = REMOVE$(STR$(Nsegs$ \ 2), ANY" ") '# segs per arm

N% = FREEFILE

OPEN "PBM4.NEC" FOR OUTPUT AS #N%

PRINT #N%, "CM File: PBM4.NEC"
PRINT #N%, "CM Run ID "+DATE$+" "+TIME$
PRINT #N%, "CM Nd="+STR$(Nd%)+", p="+STR$(p%)+", j="+STR$(j%)
PRINT #N%, "CM R(p, 1, j)="+STR$(R(p%, 1, j%))+", R(p, 2, j)="+STR$(R(p%, 2, j%))
PRINT #N%, "CE"

PRINT #N%, "GW 1, 5, 0., 0., -"+FeedZcoord$+", 0., 0., "+FeedZcoord$+", 0.00001" 'feed wire, 1 segment, 0.01 wvln
PRINT #N%, "GW 2, "+NumSegs$+", 0., 0., "+FeedZcoord$+", "+Xcoord$+", 0., "+Zcoord$+", 0.00001" 'upper arm
PRINT #N%, "GW 3, "+NumSegs$+", 0., 0., -"+FeedZcoord$+", "+Xcoord$+", 0., -"+Zcoord$+", 0.00001" 'lower arm
PRINT #N%, "GE"

PRINT #N%, "EX 0, 1, 3, 0, 1., 0." 'VOLTAGE SOURCE

PRINT #N%, "FR 0, 1, 0, 0, 299.79564, 0."
PRINT #N%, "RP 0, 1, 1, 1001, 90., 0., 0., 0., 1000." 'ENDFIRE gain at 1000 wavelengths range
PRINT #N%, "XQ"
PRINT #N%, "EN"

CLOSE #N%

'
' - - ANGLES - - - - POWER GAINS - - - - POLARIZATION - - - - E (THETA) - - - - E (PHI) - - -
' THETA PHI VERT. HOR. TOTAL AXIAL TILT SENSE MAGNITUDE PHASE MAGNITUDE PHASE
' DEGREES DEGREES DB DB DB RATIO DEG. VOLTS/M DEGREES VOLTS/M DEGREES
' 90.00 0.00 3.91 -999.99 3.91 0.00000 0.00 LINEAR 1.29504E-04 5.37 0.00000E+00 -5.24
' 123456789x123456789x123456789x123456789x123456789x123456789x123456789x123456789x123456789x123456789x
' 10 20 30 40 50 60 70 80 90 100 110 120

SHELL "n41_2k1.exe",0

N% = FREEFILE

OPEN "PBM4.OUT" FOR INPUT AS #N%

WHILE NOT EOF(N%)

LINE INPUT #N%, Lyne$

IF INSTR(Lyne$, "DEGREES DEGREES") > 0 THEN EXIT LOOP

```

```

WEND 'position at next data line
LINE INPUT #N%, Lyne$
CLOSE #N%
GainDB$ = REMOVE$(MID$(Lyne$,37,8),ANY" ")
PBM_4 = 10^(VAL(GainDB$)/10##) 'Directivity
END FUNCTION 'PBM_4()
'-----
FUNCTION PBM_5(R(),Nd%,p%,j%) 'PBM Benchmark #5: N-element collinear array (Nd=N-1)
LOCAL TotalLengthWaves, Di(), Ystart, Y1, Y2, SumDi AS EXT
LOCAL N%, i%, q%
LOCAL Lyne$, GainDB$
REDIM Di(1 TO Nd%)
FOR i% = 1 TO Nd%
    Di(i%) = R(p%,i%,j%) 'dipole separation, wavelengths
NEXT i%
TotalLengthWaves = 0##
FOR i% = 1 TO Nd%
    TotalLengthwaves = TotalLengthWaves + Di(i%)
NEXT i%
TotalLengthWaves = TotalLengthWaves + 0.5## 'add half-wavelength of 1 meter at 299.8 MHz
Ystart = -TotalLengthWaves/2##
N% = FREEFILE
OPEN "PBM5.NEC" FOR OUTPUT AS #N%
PRINT #N%,"CM File: PBM5.NEC"
PRINT #N%,"CM Run ID "+DATES+" "+TIMES
PRINT #N%,"CM Nd="+STR$(Nd%)+", p="+STR$(p%)+", j="+STR$(j%)
PRINT #N%,"CM R(p,1,j)="+STR$(R(p%,1,j%))+", R(p,2,j)="+STR$(R(p%,2,j%))
PRINT #N%,"CE"
FOR i% = 1 TO Nd%+1
    SumDi = 0##
    FOR q% = 1 TO i%-1
        SumDi = SumDi + Di(q%)
    NEXT q%
    Y1 = ROUND(Ystart + SumDi,6)
    Y2 = ROUND(Y1+0.5##,6) 'add one-half wavelength for other end of dipole
    PRINT #N%,"GW "+REMOVE$(STR$(i%),ANY" ")+"",49,0.,"+REMOVE$(STR$(Y1),ANY" ")+"",0.,0.,"+REMOVE$(STR$(Y2),ANY" ")+"",0.,0.00001"
NEXT i%
PRINT #N%,"GE"
FOR i% = 1 TO Nd%+1
    PRINT #N%,"EX 0,"+REMOVE$(STR$(i%),ANY" ")+"",25,0,1.,0." 'VOLTAGE SOURCES
NEXT i%
PRINT #N%,"FR 0,1,0,0,299.79564,0."
PRINT #N%,"RP 0,1,1,1001,90.,0.,0.,0.,1000." 'gain at 1000 wavelengths range
PRINT #N%,"XQ"
PRINT #N%,"EN"
CLOSE #N%
'
'  - - ANGLES - -      - POWER GAINS -      - - - POLARIZATION - - -      - - - E (THETA) - - -      - - - E (PHI) - - -
' THETA  PHI   HOR.   VERT.   TOTAL   AXIAL   TILT   SENSE   MAGNITUDE   PHASE   MAGNITUDE   PHASE
' DEGREES DEGREES DB   DB   DB   RATIO   DEG.   VOLTS/M   DEGREES   VOLTS/M   DEGREES
' 90.00   0.00   3.91 -999.99  3.91  0.00000  0.00  LINEAR   1.29504E-04  5.37  0.00000E+00  -5.24
'123456789x123456789x123456789x123456789x123456789x123456789x123456789x123456789x123456789x123456789x123456789x123456789x
' 10      20      30      40      50      60      70      80      90      100     110     120
SHELL "n41_2k1.exe",0
N% = FREEFILE
OPEN "PBM5.OUT" FOR INPUT AS #N%
WHILE NOT EOF(N%)
    LINE INPUT #N%, Lyne$
    IF INSTR(Lyne$,"DEGREES DEGREES") > 0 THEN EXIT LOOP
WEND 'position at next data line
LINE INPUT #N%, Lyne$
CLOSE #N%
GainDB$ = REMOVE$(MID$(Lyne$,37,8),ANY" ")
PBM_5 = 10^(VAL(GainDB$)/10##) 'Directivity
END FUNCTION 'PBM_5()
***** END PROGRAM 'CFO_02-07-2010.BAS' *****

```