

An Approximate Subgame-Perfect Equilibrium Computation Technique for Repeated Games

Andriy Burkov and Brahim Chaib-draa
DAMAS Laboratory, Laval University,
Quebec, Canada G1K 7P4,
{burkov,chaib}@damas.ift.ulaval.ca

July 31, 2021

Abstract

This paper presents a technique for approximating, up to any precision, the set of subgame-perfect equilibria (SPE) in discounted repeated games. The process starts with a single hypercube approximation of the set of SPE. Then the initial hypercube is gradually partitioned on to a set of smaller adjacent hypercubes, while those hypercubes that cannot contain any point belonging to the set of SPE are simultaneously withdrawn.

Whether a given hypercube can contain an equilibrium point is verified by an appropriate mathematical program. Three different formulations of the algorithm for both approximately computing the set of SPE payoffs and extracting players' strategies are then proposed: the first two that do not assume the presence of an external coordination between players, and the third one that assumes a certain level of coordination during game play for convexifying the set of continuation payoffs after any repeated game history.

A special attention is paid to the question of extracting players' strategies and their representability in form of finite automata, an important feature for artificial agent systems.

1 Introduction

In multiagent systems (MAS) the notion of optimality cannot usually be applied to each agent separately. In a MAS, each agent's strategy (i.e., a plan specifying its behavior for every possible situation) can only be considered optimal if it maximizes that agent's utility function, subject to the constraints induced by the respective strategies of the other agents – members of the same MAS. When each agent's strategy is optimal in this interdependent sense, the combination of agents' strategies is called an equilibrium: as long as no agent can individually improve its utility, all agents prefer to keep their strategies constant.

Given a MAS, a first problem consists of finding a compact yet sufficiently rich form of representing such strategic interactions. Game theory provides a powerful framework for this. Repeated games (Fudenberg and Tirole, 1991; Osborne and Rubinstein, 1999; Mailath and Samuelson, 2006) are an important game theoretic formalism permitting modeling and studying the long-term strategic interactions between multiple selfish optimizers.

Probably the most known example of a repeated game is Prisoner's Dilemma whose example is shown in Figure 1. In this game, there are two players, and each of them can make two actions: C or D . When

		Player 2	
		C	D
Player 1	C	2, 2	-1, 3
	D	3, -1	0, 0

Figure 1: The payoff matrix of Prisoner's Dilemma.

those players simultaneously perform their actions, the pair of actions induces a numerical payoff obtained

by each player. The game then passes to the next stage, where it can be played again by the same pair of players.

Game theory assumes that the goal of each player is to play optimally, i.e., to maximize its utility function given the strategies of the other players. When the *a priori* information about all players' strategies and their real strategic preferences coincide, we talk about equilibria.

A pair of "Tit-For-Tat" (TFT) strategies is a well-known example of equilibrium in Repeated Prisoner's dilemma. TFT consists of starting by playing *C*. Then, each player should play the same action as the very recent action played by its opponent. Indeed, such history dependent equilibrium brings to each player a higher average payoff, than that of another, stationary, equilibrium of the repeated game (a pair of strategies that prescribe to play *D* at every stage). However, an algorithmic construction of such strategies, given an arbitrary repeated game, is challenging. For the case where the utility function is given by the average payoff, Littman and Stone (2005) propose a simple and efficient algorithm that constructs equilibrium strategies in two-player repeated games. On the other hand, when the players discount their future payoffs with a discount factor, a pair of TFT strategies constitute an equilibrium only for certain values of the discount factor. Judd et al. (2003) propose an approach for computing equilibria for different discount factors, but their approach is limited to pure strategies, and, as we will discuss below, has several other important limitations.

In this paper, we present an algorithmic approach to the problem of computing equilibria in repeated games when the future payoffs are discounted. Our approach is more general than that of Littman and Stone (2005), because it allows an arbitrary discounting, and is free of four major limitations of the algorithm of Judd et al. (2003). Furthermore, our algorithm finds only those strategies that can be adopted by artificial agents. The latter are usually characterized by a finite time to compute their strategies and a finite memory to implement them. To the best of our knowledge, this is the first time when all these goals are achieved simultaneously.

The remainder of this paper is structured as follows. In the next section, we present all necessary formal notions and definitions, and we formally state the problem. In Section 3, we survey the previous work, by pointing out its limitations. Section 4 is the principal part of this paper. In this section, we describe our algorithms for approximately solving repeated games with discounting and for extracting equilibrium strategies. In Section 5, we investigate the theoretical properties of the proposed algorithms. Section 6 contains an overview of some experimental results. We conclude in Section 7 with a short discussion and summary remarks.

2 Problem Statement

2.1 Stage-Game

A *stage-game* is a tuple $(N, \{A_i\}_{i \in N}, \{r_i\}_{i \in N})$. In a stage-game, there is a finite set N , $|N| \equiv n$, of individual players that act (play, or make their moves in the game) simultaneously. Player $i \in N$ has a finite set A_i of *pure actions* (or, simply, actions) in its disposal. When each player i among N chooses a certain action $a_i \in A_i$, the resulting vector $a \equiv (a_1, \dots, a_n)$ forms an *action profile*, which is then played, and the corresponding stage-game *outcome* is realized. Each action profile belongs to the set of action profiles $A \equiv \times_{i \in N} A_i$. A player specific *payoff function* r_i specifies player i 's numerical reward for different game outcomes. In a standard stage-game formulation, a bijection is typically assumed between the set of action profiles and the set of game outcomes. In this case, a player's payoff function can be defined as the mapping $r_i : A \mapsto \mathbb{R}$; also, this assumption permits, with no ambiguity, to interchangeably use the notions of action profile and game outcome.

Given an action profile a , $r(a) \equiv \times_{i \in N} r_i(a)$ is called a *payoff profile*. A *mixed action* α_i of player i is a probability distribution over its actions, i.e., $\alpha_i \in \Delta(A_i)$. A *mixed action profile* is a vector $\alpha \equiv (\alpha_i)_{i \in N}$. We denote by $\alpha_i^{a_i}$ and α^a respectively the probability to play action a_i by player i and the probability that the outcome a will be realized by α , i.e., $\alpha^a \equiv \prod_i \alpha_i^{a_i}$. The payoff function can be extended to mixed action profiles by taking expectations.

The set of players' stage-game payoffs that can be generated by pure action profiles is denoted as

$$F \equiv \{v \in \mathbb{R}^n : \exists a \in A \text{ s.t. } v = r(a)\}.$$

The set F^\dagger of *feasible payoffs* is the convex hull of the set F , i.e., $F^\dagger = \text{co } F$.

Let $-i$ stand for “all players except i ”. An *equilibrium* (or a Nash equilibrium) in a stage-game is a mixed action profile α with the property that for each player i and for all $\alpha'_i \in \Delta(A_i)$, the following inequality holds:

$$r_i(\alpha) \geq r_i(\alpha'_i, \alpha_{-i}),$$

where $\alpha \equiv (\alpha_i, \alpha_{-i})$.

2.2 Repeated Game

In a repeated game, the same stage-game is played in *periods* $t = 0, 1, 2, \dots$, also called stages. At the beginning of each stage, the players choose their actions that consequently form an action profile. Then they simultaneously play this action profile, and collect the stage-game payoffs corresponding to the resulting stage-game outcome. Then the repeated game passes to the next stage. When the number of game periods is not known in advance and can be infinite, the repeated game is called *infinite*. This is the scope of the present paper.

The set of the repeated game *histories up to period* t is given by $H^t \equiv \times_t A$. The set of *all possible histories* is given by $H \equiv \bigcup_{t=0}^{\infty} H^t$. For instance, a history $h^t \in H^t$ is a stream of outcomes realized in the repeated game starting from period 0 up to period $t - 1$:

$$h^t \equiv (a^0, a^1, a^2, \dots, a^{t-1}).$$

A *pure strategy of player* i in the repeated game, σ_i , is a mapping from the set of all possible histories to the set of player i 's actions, i.e., $\sigma_i : H \mapsto A_i$. A *mixed strategy of player* i is a mapping $\sigma_i : H \mapsto \Delta(A_i)$. Σ_i denotes *player* i 's *strategy space* and $\Sigma \equiv \times_{i \in N} \Sigma_i$ denotes the *set of strategy profiles*.

A *subgame* of an original repeated game is a repeated game based on the same stage-game as the original repeated game but started from a given history h^t . Let a subgame be induced by a history h^t . The behavior of players in that subgame after a history h^τ is identical to the behavior of players in the original repeated game after the history $h^t \cdot h^\tau$, where $h^t \cdot h^\tau \equiv (h^t, h^\tau)$ is a concatenation of two histories. Given a strategy profile $\sigma \in \Sigma$ and a history $h \in H$, we denote the *subgame strategy profile induced by* h as $\sigma|_h$.

An *outcome path* in the repeated game is a possibly infinite stream of action profiles $\mathbf{a} \equiv (a^0, a^1, \dots)$. A finite prefix of length t of an outcome path corresponds to a history in H^{t+1} . A strategy profile σ induces an outcome path $\mathbf{a}(\sigma) \equiv (a^0(\sigma), a^1(\sigma), a^2(\sigma), \dots)$ in the following way:

$$\begin{aligned} a^0(\sigma) &\sim \sigma(\emptyset), \\ a^1(\sigma) &\sim \sigma(a^0(\sigma)), \\ a^2(\sigma) &\sim \sigma(a^0(\sigma), a^1(\sigma)), \\ &\dots, \end{aligned}$$

where the notation $a^t(\sigma) \sim \sigma(h^t)$ means that the outcome a^t is realized at stage t when the players were playing according to the (mixed) action profile $\sigma(h^t)$. Obviously, in any two independent runs of the same repeated game, the same pure strategy profile induces two identical outcome paths. On the contrary, at each period t , the action profile $a^t(\sigma)$ belonging to the outcome path induced by a mixed strategy profile σ is a realization of the random process $\sigma(h^t)$.

In order to compare two repeated game strategies in terms of the utility induced by each strategy, one needs a criterion that permits comparing infinite payoff streams. Given an infinite sequence of payoff profiles $\mathbf{v} = (v^0, v^1, \dots)$, the *discounted average payoff* $u_i^\gamma(\mathbf{v})$ of this sequence for player i is given by

$$u_i^\gamma(\mathbf{v}) \equiv (1 - \gamma) \sum_{t=0}^{\infty} \gamma^t v_i^t, \quad (1)$$

where $\gamma \in [0, 1)$ is the *discount factor*¹. One way to interpret the discount factor is to view it as a probability that the repeated game will continue at the next stage (similarly, $(1 - \gamma)$ can be viewed as the probability that the repeated game stops after the current stage). This interpretation is especially convenient for artificial agents, because a machine has a non-zero probability of fault at any moment of time.

¹In the notation γ^t , t is the power of γ and not a superscript.

Notice that in Equation (1), the sum of discounted payoffs is normalized by the factor $(1 - \gamma)$. This ensures that $u_i^\gamma(\mathbf{v}) \in F^\dagger$ for any instance of \mathbf{v} or γ . In other words, after the normalization, the player's discounted average payoffs can be compared both between them and with the payoffs of the stage-game. Notice that because a sequence of payoff profiles, \mathbf{v} , always corresponds to an outcome path, \mathbf{a} , one can interchangeably and with no ambiguity write $u_i^\gamma(\mathbf{v})$ and $u_i^\gamma(\mathbf{a})$ referring to the same quantity.

To compare strategy profiles, a similar criterion can be defined. Let σ be a pure strategy profile and γ be a discount factor. Then the *utility of the strategy profile σ for player i* can be defined as

$$u_i^\gamma(\sigma) = (1 - \gamma) \sum_{t=0}^{\infty} \gamma^t r_i(a^t(\sigma)). \quad (2)$$

As usually, when the players' strategies are mixed, one should take an expectation over the realized outcome paths.

We define a *utility profile induced by strategy profile σ* as $u^\gamma(\sigma) \equiv (u_i^\gamma(\sigma))_{i \in N}$. As previously, due to the normalization by the factor $(1 - \gamma)$, for any $\sigma \in \Sigma$ and for any $\gamma \in [0, 1)$, $u^\gamma(\sigma) \in F^\dagger$. Therefore, when the meaning will be clear from the context, we will use the terms “payoff” and “payoff profile” to refer to, respectively, utility and utility profile.

2.3 Subgame-Perfect Equilibrium

In order to act effectively in a given environment, any agent should have a strategy. When we talk about a *rational agent*, this strategy has to be optimal in the sense that it should maximize that agent's expected payoff with respect to the known properties of the environment. In a single agent case, it can often be assumed that the properties of the environment do not change in response to the actions executed by the agent. In this case, it is said that the environment is *stationary* (Sutton and Barto, 1998). In order to act optimally in a stationary environment, the agent has to solve the following optimization problem:

$$\sigma_i = \max_{a_i \in A_i} E_{a_j \sim \alpha_j} [r_i(a_i, a_j)],$$

where j denotes the environment as if it was a player repeatedly playing a mixed action α_j .

When a rational agent plays a game with other rational agents, it has to optimize in the presence of the other optimizing players. This makes the problem non-trivial, since an optimal strategy for one player depends on the strategies chosen by the other players. In this context, if the opponents change their strategies, the player's strategy cannot generally retain optimality.

The concept of equilibrium describes strategies, in which all players' strategic choices simultaneously optimize with respect to each other. The strategy profile σ is an *equilibrium* (or a Nash equilibrium) if, for each player i and its strategies $\sigma'_i \in \Sigma_i$,

$$u_i^\gamma(\sigma) \geq u_i^\gamma(\sigma'_i, \sigma_{-i}),$$

where $\sigma \equiv (\sigma_i, \sigma_{-i})$. In other words, in the equilibrium, no player can unilaterally change its strategy so as to augment its own payoff.

Another notion is important when we consider strategies in repeated games. This is the notion of *sequential rationality* or, if applied to the strategy profiles, of *subgame-perfection*. A strategy profile σ is a *subgame-perfect equilibrium* (SPE) in the repeated game, if for all histories $h \in H$, the subgame strategy profile $\sigma|_h$ is an equilibrium in the subgame.

Let us first informally explain why, in the repeated games, the notion of subgame-perfection is of such a high importance. Consider a grim trigger strategy. This strategy is similar to TFT in that the two players start by playing C at the first period. Then grim trigger prescribes playing C until any player plays D , in which case the strategy prescribes playing D forever. Let the game be as shown in Figure 2. Observe that in this game, the reason why each player would prefer to play the cooperative action C while its opponent plays C is that the profile of two grim trigger strategies is an equilibrium when γ is close enough to 1. Indeed, let Player 1 consider a possibility of deviation to the action D whenever Player 2 is supposed to play C . Player 1 is informed that according to the strategy profile σ (which is a profile of two grim trigger strategies) starting from the next period, Player 2 will play D infinitely often. Thus, when γ is sufficiently close to 1,

		Player 2	
		C	D
Player 1	C	2, 2	-1, 3
	D	3, -1	0, -2

Figure 2: A game in which a profile of two grim trigger strategies is not a subgame-perfect equilibrium.

after only one stage, at which the profile (D, D) is played following the deviation, Player 1 loses all the additional gain it obtains owing to the deviation.

Now, let us suppose that Player 1 still decides to deviate after a certain history h^t . It plays D whenever Player 2 plays C and collects the payoff of 3 instead of 2. The repeated game enters into the subgame induced by the history $h^{t+1} \equiv (h^t, (D, C))$. Now, according to the strategy profile $\sigma|_{h^{t+1}}$, Player 2 is supposed to play D forever and “let the punishment happen”. However, observe the payoffs of Player 2. If Player 2 plays D forever, as prescribed by the Nash equilibrium, it certainly obtains the average payoff of -2 in the subgame, because the rational opponent (Player 1) will optimize with respect to this strategy. But if Player 2 continues playing C , it obtains the average payoff of -1 in the subgame, while its opponent, the deviator, will continue enjoying the payoff of 3 at each subsequent period. As one can see, even if after the equilibrium histories the profile of two grim trigger strategies constitutes an equilibrium in the game shown in Figure 2, it is a non-equilibrium in an *out-of-equilibrium subgame*. Thus, due to this simple example, it becomes clear why, in order to implement equilibria in practice, one needs to have recourse to subgame-perfect equilibria: while one rational player should have no incentive to deviate being informed about the strategy prescribed to the opponents (the property of Nash equilibrium), the rational opponents, in turn, need to have incentives to follow their prescribed strategies *after* that player’s eventual deviation (the property of subgame-perfection).

A subgame-perfect equilibrium always exists. To see this, observe first that according to Nash (1950a) in any stage-game, there exists an equilibrium. It is then sufficient to notice that any strategy profile that prescribes playing, after any history, a certain Nash equilibrium of the stage-game is a subgame-perfect equilibrium.

2.4 Strategy Profile Automata

By its definition, a player’s strategy is a mapping from an infinite set of histories into the set of player’s actions. In order to construct a strategy for an artificial agent (which is usually bounded in terms of memory and performance) one needs a way to specify strategies by means of finite representations.

Intuitively, one can see that, given a strategy profile σ , two different histories h^t and h^τ can induce identical continuation strategy profiles, i.e., $\sigma|_{h^t} = \sigma|_{h^\tau}$. For example, in the case of TFT strategy, agents will have the same continuation strategy both after the history $((C, C), (C, C))$ and after the history $((D, C), (C, D), (C, C))$. One can put all such histories into the same equivalence class. If one views these equivalence classes of histories as players’ states, then a strategy profile can be viewed as an automaton.

Let $M \equiv (Q, q^0, f, \tau)$ be an *automaton implementation of a strategy profile* σ . It consists of a set of states Q , with the initial state $q^0 \in Q$; of a profile of decision functions $f \equiv \times_{i \in N} f_i$, where the decision function of player i , $f_i : Q \mapsto \Delta(A_i)$, associates mixed actions with states; and of a transition function $\tau : Q \times A \mapsto Q$, which identifies the next state of the automaton given the current state and the action profile played in the current state.

Let M be an automaton. In order to demonstrate how M induces a strategy profile, one can first recursively define $\tau(q, h^t)$, the transition function specifying the next state of the automaton given its initial state q and a history h^t that starts in q , as

$$\begin{cases} \tau(q, h^t) \equiv \tau(\tau(q, h^{t-1}), a^{t-1}), \\ \tau(q, h^1) \equiv \tau(q, a^0). \end{cases}$$

With the above definition in hand, one can define σ_i , the strategy of player i induced by the automaton M , as

$$\begin{cases} \sigma_i(\emptyset) \equiv f_i(q^0), \\ \sigma_i(h^t) \equiv f_i(\tau(q^0, h^t)). \end{cases}$$

An example of a strategy profile implemented as an automaton is shown in Figure 3. This automaton implements the profile of two grim trigger strategies. The circles are the states of the automaton. The arrows are the transitions between the corresponding states; they are labeled with outcomes. The states are labeled with the action profiles prescribed by the profiles of decision functions.

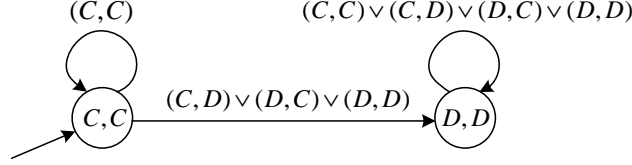


Figure 3: An example of an automaton implementing a profile of two grim trigger strategies. The circles are the states of the automaton; they are labeled with the action profiles prescribed by the profiles of decision functions. The arrows are the transitions between the corresponding states; they are labeled with outcomes.

Since any automaton induces a strategy profile, any two automata can be compared in terms of the utility they bring to the players. Let an automaton M induce a strategy profile σ . The utility $u_i^\gamma(M)$ of the automaton M for player i is then equal to $u_i^\gamma(\sigma)$, where $u_i^\gamma(\sigma)$ is given by Equation (2).

Let $|M|$ denote the number of states of automaton M . If the value $|M|$ is finite, such automaton is called a *finite automaton*; otherwise the automaton is called *infinite*. In MAS, most of the time, we are interested in finite automata, because artificial agents always have a finite memory to stock their strategies and a finite processing power to construct them.

Any finite automaton induces a strategy profile, however not any strategy profile can be represented using finite automata. Kalai and Stanford (1988) demonstrated that any SPE can be *approximated* with a finite automaton. First of all, they defined the notion of an approximate SPE. For an *approximation factor* $\epsilon > 0$, a strategy profile $\sigma \in \Sigma$ is an ϵ -*equilibrium* in a repeated game, if for each player i and for all $\sigma'_i \in \Sigma_i$, $u_i^\gamma(\sigma) \geq u_i^\gamma(\sigma'_i, \sigma_{-i}) - \epsilon$, where $\sigma \equiv (\sigma_i, \sigma_{-i})$. A strategy profile $\sigma \in \Sigma$ is a *subgame-perfect ϵ -equilibrium* (*SPE ϵ*) in the repeated game, if for all histories $h \in H$, the subgame strategy profile $\sigma|_h$ is an ϵ -equilibrium in the subgame induced by h . Kalai and Stanford (1988) then proved the following theorem:

Theorem 1 (Kalai and Stanford (1988)). *Consider a repeated game with the discount factor γ and the approximation factor ϵ . For any subgame-perfect equilibrium σ , there exists a finite automaton M with the property that $|u_i^\gamma(\sigma) - u_i^\gamma(M)| < \epsilon$ for all i , and such that M induces a subgame-perfect ϵ -equilibrium.*

2.5 Problem Statement

Let $U^\gamma \subset \mathbb{R}^n$ be the set of all SPE payoff profiles in a repeated game with the discount factor γ . Let $\Sigma^{\gamma, \epsilon} \subseteq \Sigma$ be the set of all SPE ϵ strategy profiles in a repeated game with the discount factor γ and the approximation factor ϵ .

In this paper, the problem of an approximate subgame-perfect equilibrium computation is stated as follows: find a set $W \supseteq U^\gamma$ with the property that for any $v \in W$, one can find a finite automaton M inducing a strategy profile $\sigma \in \Sigma^{\gamma, \epsilon}$, such that for all i , $v_i - u_i^\gamma(M) \leq \epsilon$.

3 Previous Work

The work on equilibrium computation can be categorized into three main groups. For the algorithms of the first group, the problem consists in computing one or several stationary equilibria (or ϵ -equilibria) given a payoff matrix. The discount factor is implicitly assumed to be equal to zero (Lemke and Howson, 1964; McKelvey and McLennan, 1996; von Stengel, 2002; Chen et al., 2006; Porter et al., 2008). For example, in the repeated Prisoner's Dilemma from Figure 1, the algorithms of the first group will only find the stationary equilibrium,

$$\sigma_i(h) \equiv D, \forall i, \forall h,$$

whose payoff profile is $(0, 0)$.

The algorithms belonging to the second group represent the other extremity. They assume the discount factor to be arbitrarily close to 1. For instance, in two-player repeated games, this permits obtaining a polynomially fast algorithm for constructing automata inducing equilibrium strategy profiles (Littman and Stone, 2005). Indeed, when γ tends to 1, the set of SPE payoff profiles U^γ converges to the following set:

$$F^* \equiv \{v \in F^\dagger : v_i \geq \underline{v}_i, \forall i\},$$

where the *minmax payoff* \underline{v}_i of player i is defined as

$$\underline{v}_i \equiv \min_{\alpha_{-i} \in \times_{j \neq i} \Delta(A_j)} \max_{a_i \in A_i} r_i(a_i, \alpha_{-i}).$$

The set F^* is called the *set of feasible and individually rational payoff profiles*. It is the smallest possible set that can be guaranteed to entirely contain the set of all SPE payoff profiles in any repeated game. Having in hand the set of SPE payoff profiles, in order to construct an SPE strategy profile, it is remaining to choose any point $v \in F^*$ and to construct an automaton having a structure similar to TFT. More precisely, in this automaton, there will be one “in-equilibrium” (or, “cooperative”) cycle that generates v as an average payoff profile, and two out-of-equilibrium (or, “punishment”) cycles, one for each player, where the deviator obtains at most its minmax payoff during a finite number of periods (see Littman and Stone (2005) for more details).

If the discount factor is viewed as the probability that the repeated game will be continued by the same set of players, it usually cannot be arbitrarily modified (e.g., moved closer to 1). The third group of algorithms for computing SPE payoffs and strategies aims at finding a solution by assuming that the discount factor γ is a fixed given value between 0 and 1 (Cronshaw and Luenberger, 1994; Cronshaw, 1997; Judd et al., 2003). These algorithms are based on the concept of *self-generating sets*, introduced by Abreu et al. (1990).

Let us formally develop the idea of self-generation in application to the problem of computing the set of pure SPE payoff profiles. Given a strategy profile σ , one can rewrite Equation (2) as follows:

$$\begin{aligned} u_i^\gamma(\sigma) &\equiv (1 - \gamma) \sum_{t=0}^{\infty} \gamma^t r_i(a^t(\sigma)) \\ &= (1 - \gamma) r_i(a^0(\sigma)) + \gamma \left[\sum_{t=1}^{\infty} \gamma^{t-1} r_i(a^t(\sigma)) \right] \\ &= (1 - \gamma) r_i(a^0(\sigma)) + \gamma u_i^\gamma(\sigma|_{a^0(\sigma)}). \end{aligned}$$

Let $u_i^\gamma(a_i, \sigma|_{h^t})$ denote player i 's utility for playing action a_i at history h^t given the strategy profile σ . Let $\bar{a} \equiv (\bar{a}_i, \bar{a}_{-i})$ be the action profile prescribed by strategy profile σ at history h^t , i.e., $\bar{a} \equiv \sigma(h^t) \equiv \sigma|_{h^t}(\emptyset)$. For all $a_i \in A_i$ one can write,

$$u_i^\gamma(a_i, \sigma|_{h^t}) = (1 - \gamma) r_i(a_i, \bar{a}_{-i}) + \gamma u_i^\gamma(\sigma|_{h^{t+1}}), \quad (3)$$

where $h^{t+1} \equiv h^t \cdot a$ is obtained as a concatenation of the history h^t and the action profile $a \equiv (a_i, \bar{a}_{-i})$; and $u_i^\gamma(\sigma|_{h^{t+1}})$ represents the so-called *continuation promise* of the strategy σ after the history $(h^t \cdot a)$.

Therefore, at each period of the repeated game, player i has a choice between different actions $a_i \in A_i$, each having a particular utility v_i . Consequently, each period of the repeated game can be represented as a certain stage-game, whose payoffs are equal to the original stage-game payoffs augmented by the corresponding continuation promises. Let us call such new stage-game an *augmented game*. For instance, let the stage-game of the repeated game be as shown in Figure 4. Given a strategy profile σ and a history h^t , the

		Player 2	
		C	D
Player 1	C	$r(C, C)$	$r(C, D)$
	D	$r(D, C)$	$r(D, D)$

Figure 4: A generic stage-game.

augmented game corresponding to this stage-game is shown in Figure 5.

		Player 2	
		C	D
Player 1	C	$(1 - \gamma)r(C, C) + \gamma u^\gamma(\sigma _{h^t \cdot (C, C)})$	$(1 - \gamma)r(C, D) + \gamma u^\gamma(\sigma _{h^t \cdot (C, D)})$
	D	$(1 - \gamma)r(D, C) + \gamma u^\gamma(\sigma _{h^t \cdot (D, C)})$	$(1 - \gamma)r(D, D) + \gamma u^\gamma(\sigma _{h^t \cdot (D, D)})$

Figure 5: An augmented game for the generic stage-game from Figure 4.

By reformulating the definition of subgame-perfect equilibrium, the strategy profile σ is an SPE, if and only if it induces an equilibrium mixed action profile in the augmented game after any history.

Let V^γ denote the set of pure action subgame-perfect equilibrium payoff profiles one wants to identify. Recall Equation (3): at a history h^t , in order to make part of a subgame-perfect equilibrium strategy, action a_i has to be “supported” by a certain continuation promise $u_i^\gamma(\sigma|_{h^{t+1}})$, where $h^{t+1} \equiv h^t \cdot (a^i, \bar{a}_{-i})$ and $(\bar{a}_i, \bar{a}_{-i}) \equiv \sigma(h^t)$. By the property of subgame-perfection, this must hold after any history. Therefore, if a_i does make part of a certain subgame-perfect equilibrium σ at the history h^t , then $u_i^\gamma(\sigma|_{h^{t+1}})$ has to belong to V^γ , as well as $u_i^\gamma(a_i, \sigma|_{h^t})$. This self-referential property of subgame-perfect equilibrium suggests a way by which one can find V^γ .

Let $BR_i(\alpha)$ denote a stationary best response of player i to the mixed action profile $\alpha \equiv (\alpha_i, \alpha_{-i})$, i.e.,

$$BR_i(\alpha) \equiv \max_{a_i \in A_i} r_i(a_i, \alpha_{-i}).$$

The analysis focuses on the map B^γ defined on a set $W \subset \mathbb{R}^n$:

$$B^\gamma(W) \equiv \bigcup_{(a, w) \in A \times W} (1 - \gamma)r(a) + \gamma w,$$

where w has to verify for all i :

$$(1 - \gamma)r_i(a) + \gamma w_i - (1 - \gamma)r_i(BR_i(a), a_{-i}) - \gamma \underline{w}_i \geq 0,$$

and $\underline{w}_i \equiv \inf_{w \in W} w_i$. Abreu et al. (1990) show that the largest fixed point of $B^\gamma(W)$ is V^γ .

Any numerical implementation of $B^\gamma(W)$ requires an efficient representation of the set W in a machine. Judd et al. (2003) use convex sets in order to approximate both W and $B^\gamma(W)$ as an intersection of a finite number of hyperplanes. Each application of $B^\gamma(W)$ is then reduced to solving a simple linear program. The algorithm starts with a set $W \in \mathbb{R}^n$ that is guaranteed to entirely contain V^γ . Then it iteratively modifies W as $W \leftarrow B^\gamma(W)$ until convergence. We omit further details: the interested reader can refer to Judd et al. (2003).

The approach of Judd et al. (2003) has, however, several important limitations:

1. It assumes the existence of at least one pure action equilibrium in the stage-game;
2. It permits computing only pure action SPE strategy profiles;
3. It cannot find SPE strategy profiles implementable by finite automata with given precision;
4. It can only be naturally applicable if the set of SPE payoff profiles is convex. In practice, this is often not the case. This means that in order to be capable of adopting strategies computed by the algorithm, the players need to have a way to convexify the set of continuation promises by randomizing between them. This can be done, for example, by means of a special communication protocol (e.g., *jointly controlled lotteries* by Aumann et al. (1995)) or by using a *public correlating device* (Mailath and Samuelson, 2006).

In the next section, we present three different formulations of our algorithm for solving the problem of an approximate SPE computation, as it was stated in Section 2. The first formulation is only free of the last two limitations of the approach of Judd et al. (2003). The second formulation is free of all four limitations, but it is not guaranteed to find a set containing *all* mixed strategy SPE payoff profiles. The third version of the algorithm, in turn, finds a set containing all (pure and mixed) SPE payoff profiles. However, it accomplishes this for the sake of convexifying the set of continuation promises, i.e., has the fourth limitation.

4 The Algorithms

The fixed point property of the map B^γ and its relation to the set of SPE payoff profiles can be used to approximate the latter. Indeed, according to Abreu et al. (1990), if (i) for a certain set W we have $B^\gamma(W) = W$ and (ii) W is the largest such set, then $W = U^\gamma$. The idea is to start by a certain set W that is guaranteed to entirely contain U^γ , and then to iteratively eliminate all those points $w' \in W$ for which $\nexists(w, \alpha) \in W \times \Delta(A_1) \times \dots \times \Delta(A_n)$, such that,

$$\begin{aligned} (1) \quad & w' = (1 - \gamma)r(\alpha) + \gamma w, \text{ and,} \\ (2) \quad & (1 - \gamma)r_i(\alpha) + \gamma w_i - (1 - \gamma)r_i(BR_i(\alpha), \alpha_{-i}) - \gamma \underline{w}_i \geq 0, \forall i. \end{aligned} \tag{4}$$

Algorithm 1 outlines the basic structure for three different formulations that will be defined in the following subsections. The algorithm starts with an initial approximation W of the set of SPE payoff profiles U^γ . The set W is represented by a union of disjoint hypercubes belonging to the set C . Each hypercube $c \in C$ is identified by its origin $o^c \in \mathbb{R}^n$ and by the side length l , the same for all hypercubes. Initially, C contains only one hypercube c , whose origin o^c is set to be a vector $(\underline{r})_{i \in N}$; the side length l is set to be $l = \bar{r} - \underline{r}$, where $\underline{r} \equiv \min_{a,i} r_i(a)$ and $\bar{r} \equiv \max_{a,i} r_i(a)$. I.e., W entirely contains U^γ .

Input: r , a payoff matrix; γ a discount factor; ϵ , an approximation factor.

```

1: Let  $l \equiv \bar{r} - \underline{r}$  and  $o^c \equiv (\underline{r})_{i \in N}$ ;
2: Set  $C \leftarrow \{(o^c, l)\}$ ;
3: loop
4:   Set ALLCUBESCOMPLETED  $\leftarrow$  TRUE;
5:   Set NOCUBEWITHDRAWN  $\leftarrow$  TRUE;
6:   for each  $c \equiv (o^c, l) \in C$  do
7:     Let  $\underline{w}_i \equiv \min_{c \in C} o_i^c$ ;
8:     Set  $\underline{w} \leftarrow (\underline{w}_i)_{i \in N}$ ;
9:     if CUBESUPPORTED( $c, C, \underline{w}$ ) is FALSE then
10:      Set  $C \leftarrow C \setminus \{c\}$ ;
11:      if  $C = \emptyset$  then
12:        return FALSE;
13:      Set NOCUBEWITHDRAWN  $\leftarrow$  FALSE;
14:   else
15:     if CUBECOMPLETED( $c$ ) is FALSE then
16:       Set ALLCUBESCOMPLETED  $\leftarrow$  FALSE;
17:   if NOCUBEWITHDRAWN is TRUE then
18:     if ALLCUBESCOMPLETED is FALSE then
19:       Set  $C \leftarrow$  SPLITCUBES( $C$ );
20:   else
21:     return  $C$ .
```

Algorithm 1: The basic structure for all proposed algorithms.

Each iteration of Algorithm 1 consists of verifying, for each hypercube $c \in C$, whether it has to be eliminated from the set C (procedure CUBESUPPORTED). If c does not contain any point w' satisfying the conditions of Equation (4), this hypercube is withdrawn from the set C . If, by the end of a certain iteration, no hypercube was withdrawn, each remaining hypercube is split into 2^n disjoint hypercubes with side $l/2$ (procedure SPLITCUBES). The process continues until, for each remaining hypercube, a certain stopping criterion is satisfied (procedure CUBECOMPLETED).

4.1 Pure Strategy Equilibria

For the case where the goal is to only approximate pure action equilibria, the definition of the procedure CUBESUPPORTED is given in Algorithm 2. In this algorithm, the set of hyperrectangular clusters, S , is obtained from the set of hypercubes, C , by finding a smaller set, such that the union of its elements is equal to the union of the elements of C (procedure GETCLUSTERS). Each $s \in S$ is identified by its origin $o^s \in \mathbb{R}^n$

Input: $c \equiv (o^c, l)$, a hypercube; C , a set of hypercubes; \underline{w} a vector of payoffs.

- 1: $S \leftarrow \text{GETCLUSTERS}(C)$
- 2: **for each** $s \equiv (o^s, l^s) \in S$ **do**
- 3: **for each** $a \in A$ **do**
- 4: Solve the following linear constraint satisfaction problem:

Decision variables: $w \in \mathbb{R}^n$ and $w' \in \mathbb{R}^n$;

Subject to constraints:

- (1) $w' = (1 - \gamma)r(a) + \gamma w$;
- For all i :
- (2) $(1 - \gamma)r_i(a) + \gamma w_i - (1 - \gamma)r_i(BR_i(a), a_{-i}) - \gamma \underline{w}_i \geq 0$,
- (3) $o_i^s \leq w_i \leq o^s + l_i^s$,
- (4) $o_i^c \leq w'_i \leq o_i^c + l$;

- 5: **if** a pair (w, w') satisfying the constraints is found **then**
- 6: **return** (a, w) ;
- 7: **return** FALSE.

Algorithm 2: CUBESUPPORTED for pure strategies. The procedure verifies whether a given hypercube c has to be kept in the set of hypercubes C . If yes, CUBESUPPORTED returns a pure action profile and a continuation promise. Otherwise the procedure returns FALSE.

and by the vector of side lengths $l^s \in \mathbb{R}^n$. The clusterization of the set C is done to speed up the algorithm in practice. In our experiments, we used a simple greedy algorithm to identify hyperrectangles. Of course, one can always define $S \equiv C$. In this case, for each $c \equiv (o^c, l) \in C$, there will be exactly one $s \in S$, such that $s \equiv (o^c, l)_{i \in N}$.

The linear constraint satisfaction program of Algorithm 2 can be solved by any linear program solver. We used CPLEX (IBM, Corp., 2009) together with OptimJ (ATEJL, 2009) for solving all mathematical programs defined in this paper.

If the conditions of Equation (4) are verified, and c has to be kept in C , the CUBESUPPORTED procedure of Algorithm 2 returns a pure action profile a and a payoff profile w such that $(1 - \gamma)r(a) + \gamma w \equiv w'$ belongs to the hypercube c . Otherwise, the procedure returns FALSE.

4.2 Mixed Strategy Equilibria

Computing the set of all equilibria (i.e., pure action and mixed action, stationary and non stationary) is a more challenging task. To the best of our knowledge, there is no algorithm capable of at least approximately solving this problem. The previous pure strategy case was greatly simplified by two circumstances:

1. It is possible to enumerate pure action profiles one by one in order to test all possibilities to satisfy the two conditions of Equation (4).
2. Any deviation of player i from the recommended (by the equilibrium strategy profile) action profile $a \equiv (a_i, a_{-i})$ in a case, where $a_i \notin \{a'_i : r(a'_i, a_{-i}) = r_i(BR_i(a), a_{-i})\}$ is immediately detected by the other players. This makes possible to enforce the condition (2) of Equation (4) in practice.

When the action profiles, which strategy profiles can recommend, are allowed to be mixed, their one by one enumeration is impossible. Furthermore, deviations from mixed actions can only be detected if the deviation is done in favor of an out-of-the-support action. In game theory, the *support of a mixed action* α_i is a set $A_i^{\alpha_i} \subseteq A_i$, which contains all pure actions to which α_i assigns a non-zero probability. Therefore, if player i plays an action $a_i \notin A_i^{\alpha_i}$, whenever it is supposed to play a mixed action α_i , only in this case the other players can immediately detect the deviation. Deviations that only involve the actions in the support of α_i cannot be detected.

We solve the two aforementioned problems in the following way. We first define a special mixed integer program (MIP). We then let the solver decide on which actions to be included into the mixed action support

of each player, and what probability has to be assigned to those actions. The MIP has to be solved for all agents simultaneously. Because the goal is to only satisfy the constraints of Equation (4), the presence of a particular objective function in the MIP is not generally necessary. In our implementation, we have chosen an objective to minimize the sum of the cardinalities of the supports. This means that, when possible, the preference is given to pure action strategies.

Player i is only willing to randomize according to a mixture α_i , if it is indifferent over the pure actions in the support of the mixture. The technique is to specify different continuation promises for different actions in the support of the mixture, such that the utility of each action remains bounded by the dimensions of the hypercube. Algorithm 3 defines the procedure CUBESUPPORTED for the case, where the set of continuation promises is represented by the union of hyperrectangular clusters.

For each hyperrectangular cluster, s , containing possible continuations, Algorithm 3 verifies whether, for the given hypercube c , one can find a mixed action profile $\alpha \equiv (\alpha_i, \alpha_{-i})$, such that for all i and for all $a_i \in A_i^{\alpha_i}$, $(1 - \gamma)r_i(\alpha) + \gamma w_i(a_i) \equiv w'_i(a_i)$ lies between o_i^s and $o_i^s + l_i^s$. This will satisfy the first condition of Equation (4). To satisfy the second condition, the choice of the mixed action and of the continuation payoffs has to be such that, for all $i \in N$ and for all $a_i \notin A_i^{\alpha_i}$, $\underline{w}_i \leq w_i(a_i) \leq \underline{w}_i + l$, to make any out-of-the-support deviation *approximately unprofitable*.

Observe that in the MIP of Algorithm 3, we assign the continuation payoffs $w_i(a_i)$ to pure actions and not to pure action profiles (as, for example, can follow from the definition of an augmented game). This permits avoiding the non-linear term $\alpha_{-i}^{a_{-i}} w_i(a_i, a_{-i})$ in the constraint (3) of the MIP. One can do this, without missing any continuation promise belonging to the cluster, thanks to the rectangular structure of the latter: for any action profile $a \equiv (a_1, \dots, a_n)$ realized during the repeated game play, the corresponding continuation payoff profile $(w_1(a_1), \dots, w_n(a_n))$ will always be found inside, or on the boundary of, a certain hyperrectangle. This assures that the continuation payoff profiles belong to W .

In Algorithm 3, the required indifference of player i between the actions in the support of the mixed action α_i is (approximately) secured by the constraint (4) of the MIP. Observe that in an optimal solution of the MIP, the binary variables $y_i^{a_i}$, known as *indicator variables*, can only be equal to 1 if a_i is in the support of α_i . Therefore, according to the constraint (4), each $w'_i(a_i)$ is either bounded by the dimensions of the hypercube, if $a_i \in A_i^{\alpha_i}$, or is below the origin of the hypercube, otherwise.

Notice that the MIP of Algorithm 3 is only linear in the case of two players. For more than two players, the problem becomes non-linear due to the fact that α_{-i} is now given by a product of decision variables α_j , for all $j \in N \setminus \{i\}$. For three players, for example, such optimization problem becomes a mixed integer quadratically constrained program (MIQCP); such optimization problems are generally very difficult as they combine two kinds of non-convexities: integer variables and non-convex quadratic constraints (Saxena et al., 2008).

The fact that all continuation payoff profiles are contained within one cluster makes the optimization problem easier to solve; however, such an approach also restricts the set of equilibria by allowing only those SPE, for which the continuation payoffs are always contained within a certain cluster. Nevertheless, the solutions that can be computed by Algorithm 3 include, among others, all pure strategy SPE (because, in this case, the continuation payoff profile is a unique point belonging to a certain cluster) as well as all stationary mixed strategy SPE (because for any i and any stationary SPE payoff $w'_i(a_i)$, belonging to a certain hypercube, the continuation payoff $w_i(a_i)$ belongs to the same hypercube). A more general formulation of the MIP could, for example, allow the continuations for different action profiles to belong to different clusters. The task of selecting a particular cluster for $w_i(a)$, for all i , can also be left to the solver. This would, however, again result in a non-linear MIP, because, now, the constraint (3) would look as follows,

$$w'_i(a_i) = \sum_{a_{-i}} \alpha_{-i}^{a_{-i}} ((1 - \gamma)r_i(a_i, a_{-i}) + \gamma w_i(a_i, a_{-i})),$$

where $w_i(a_i, a_{-i})$, the continuation payoff assigned to an action profile $a \equiv (a_i, a_{-i})$, is bounded by the dimensions of a certain cluster.

There is a way to modify Algorithm 3 so as to keep in W all SPE payoff profiles while preserving the linearity of the MIP, at least for two-player repeated games. This can be achieved by assuming a certain level of coordination between players during the game play. This is the subject of the next subsection.

Input: $c \equiv (o^c, l)$, a hypercube; C , a set of hypercubes; \underline{w} a vector of payoffs.

1: $S \leftarrow \text{GETCLUSTERS}(C)$

2: **for each** $s \equiv (o^s, l^s) \in S$ **do**

3: Solve the following mixed integer program:

Decision variables: $w_i(a_i) \in \mathbb{R}$, $w'_i(a_i) \in \mathbb{R}$, $y_i^{a_i} \in \{0, 1\}$, $\alpha_i^{a_i} \in [0, 1]$ for all $i \in \{1, 2\}$ and for all $a_i \in A_i$;

Objective function: $\min f \equiv \sum_i \sum_{a_i} y_i^{a_i}$;

Subject to constraints:

For all i :

(1) $\sum_{a_i} \alpha_i^{a_i} = 1$;

For all i and for all $a_i \in A_i$:

(2) $\alpha_i^{a_i} \leq y_i^{a_i}$,

(3) $w'_i(a_i) = (1 - \gamma) \sum_{a_{-i}} \alpha_{-i}^{a_{-i}} r_i(a_i, a_{-i}) + \gamma w_i(a_i)$,

(4) $o_i^c y_i^{a_i} \leq w'_i(a_i) \leq l y_i^{a_i} + o_i^c$,

(5) $\underline{w}_i - \underline{w}_i y_i^{a_i} + o_i^s y_i^{a_i} \leq w_i(a_i) \leq (\underline{w}_i + l) - (\underline{w}_i + l) y_i^{a_i} + (o_i^s + l_i^s) y_i^{a_i}$;

4: **if** a solution is found **then**

5: **return** $w_i(a_i)$ and $\alpha_i^{a_i}$ for all $i \in \{1, 2\}$ and for all $a_i \in A_i$;

6: **return** FALSE.

Algorithm 3: CUBESUPPORTED for mixed strategies. The procedure verifies whether a given hypercube c has to be kept in the set of hypercubes C . If yes, CUBESUPPORTED returns a mixed action profile α and the corresponding continuation promise payoffs for each pure action in the support of α_i . Otherwise the procedure returns FALSE.

4.3 Public Correlation

A mixed SPE strategy profile σ , after each history h , suggests to the players a certain mixed action profile α and has a certain value $w(\alpha)$ associated with it. More precisely, $w(\alpha)$ is an expected continuation promise for playing mixed action α at history h , such that $u^\gamma(\sigma|_h) \equiv w' = (1 - \gamma)r(\alpha) + \gamma w(\alpha)$. Also, $\sigma|_h$ induces a certain continuation payoff profile $w(a)$ for each outcome a realized at h . Because σ is an SPE, every such $w(a)$ belongs to U^γ , the set of SPE payoff profiles. However, $w(\alpha)$ does not necessarily belong to U^γ , because $w(\alpha)$ is a mixture $\sum_{a \in A} \alpha^a w(a)$. On the other hand, for any α , $w(\alpha)$ does belong to $\text{co} U^\gamma$, the convex hull of the set of SPE payoff profiles.

Let us assume that one can select, as a continuation payoff profile, any payoff profile from $\text{co} W$. In the MIP of the CUBESUPPORTED procedure, one can, therefore, associate continuation payoffs w_i with player i 's actions, and not with action profiles. This would permit avoiding the previously seen non-linearity when we allowed the continuations to belong to different hypercubes. To achieve this, one can rewrite $w(\alpha)$ as $(w_i(\alpha))_{i \in N}$, where $w_i(\alpha) \equiv \sum_{a_i} \alpha_i^{a_i} w_i(a_i|\alpha)$ and $w_i(a_i|\alpha) \equiv \sum_{a' \in A: a'_i = a_i} w_i(a') \prod_{j \in N \setminus \{i\}} \alpha_j^{a'_j}$. Let $w' \equiv (w'_i)_{i \in N}$ be an SPE payoff profile and let one want to identify α and $w(\alpha)$ in support of w' . If $a_i \in A_i^{\alpha_i}$, then, for all i ,

$$w'_i = (1 - \gamma)r_i(a_i|\alpha) + \gamma w_i(a_i|\alpha),$$

where $r_i(a_i|\alpha) \equiv \sum_{a' \in A: a'_i = a_i} r_i(a') \prod_{j \in N \setminus \{i\}} \alpha_j^{a'_j}$. For two players, the right-hand expression for w'_i is linear. Furthermore, for any choice of α , the payoff profile obtained as $(w_i(a_i|\alpha))_{i \in N}$ is a point in \mathbb{R}^n that belongs to $\text{co} W$. One can now modify the optimization problem of Algorithm 3 so as to keep inside the convex hull of W any point $(w_i(a_i))_{i \in N}$, such that $a_i \in A_i^{\alpha_i}$, $\forall i$. In doing so, we are guaranteed to keep in W all possible SPE payoff profiles.

A convexification of the set of continuation payoff profiles can be done in different ways, one of which is public correlation. A *repeated game with public correlation* is a repeated game, such that in every stage-game, a realization $\omega \in (0, 1]$ of a public random variable is first drawn, which is observed by all players,

and then each player chooses an action. The public signal ω can be generated by a certain *public correlating device* (Mailath and Samuelson, 2006). This device has to be capable of generating instances of a given random variable and to be unbiased, i.e., indifferent with regard to the repeated game outcomes. A public correlating device can be simulated by a special communication protocol, such as a *jointly controlled lottery* (Aumann et al., 1995).

Let σ be an SPE strategy profile that suggests playing a mixed action profile α at h^t and promises a continuation payoff profile $w(a)$ for each $a \in A$. If, for all a , $w(a) \in U^\gamma$, no public correlation is necessary: for any possible $h^{t+1} \equiv h^t \cdot a$, there exists $\sigma|_{h^{t+1}} \in \Sigma^\gamma$, such that $u^\gamma(\sigma|_{h^{t+1}}) = w(a)$. Now, let us suppose that after playing a mixed action α at h^t , an outcome a has been realized, such that $w(a) \in \text{co} U^\gamma \setminus U^\gamma$. In this case, one cannot find any strategy $\sigma|_{h^{t+1}} \in \Sigma^\gamma$, such that $u^\gamma(\sigma|_{h^{t+1}}) = w(a)$. On the other hand, by using a correlating device during the game play, the players can obtain, in expectation, the continuation payoff profile $w(a)$ as a convex combination of K points $w_k \in U^\gamma$. I.e., there exist K non-negative real numbers ρ_k with the property that $\sum_{k=1}^K \rho_k w_k = w(a)$ and $\sum_{k=1}^K \rho_k = 1$.

Let a public correlating device be available and capable of generating a uniformly distributed signal $\omega \in (0, 1]$ when needed. Define $\rho_0 = 0$. If $\omega \in \left(\sum_{j=0}^{k-1} \rho_j, \sum_{j=0}^k \rho_j \right]$ for some $k = 1, \dots, K$, then $\sigma|_{h^{t+1}}$ is set to be a $\sigma \in \Sigma^\gamma$ such that $u^\gamma(\sigma) = w_k$. By so doing, any SPE payoff profile v , computed assuming that the set of continuation payoff profiles is convex, can in practice be induced by a certain SPE strategy profile σ . To achieve this, the transition function of the automaton implementation of σ has to be modified into a mapping $f : Q \times A \times (0, 1] \mapsto Q$, such that $f(q, a, \omega)$ specifies the next state of the automaton, given that the outcome $a \in A$ was first realized in the current state $q \in Q$ and then $\omega \in (0, 1]$ was drawn.

4.3.1 The Algorithm

Algorithm 4 contains the definition of the CUBESUPPORTED procedure that convexifies the set of continuation promises. The definition is given for two players, i.e., $N \equiv \{1, 2\}$. The procedure first identifies $\text{co} W$, the smallest convex set containing all hypercubes of the set C (procedure GETHALFPLANES). This convex set is represented as a set P of half-planes. Each element $p \in P \subset \mathbb{R}^3$ is a vector $p \equiv (\phi^p, \psi^p, \lambda^p)$, such that the inequality $\phi^p x + \psi^p y \leq \lambda^p$ identifies a half-plane in a two-dimensional space. The intersection of these half-planes gives $\text{co} W$. In our experiments, in order to construct the set P from the set C , we used the Graham scan, an efficient technique to identify the boundary points of the convex hull of a set (Graham, 1972).

The procedure CUBESUPPORTED defined in Algorithm 4 differs from that of Algorithm 3 in the following aspects. It does not compute clusters and, consequently, does not iterate. Instead, it convexifies the set W and searches for continuation promises for the hypercube c inside $\text{co} W$. The definition of the MIP is also different. New indicator variables, z^{a_1, a_2} , for all pairs $(a_1, a_2) \in A_1 \times A_2$, are introduced. The new constraint (6), jointly with the modified objective function, verify that z^{a_1, a_2} is only equal to 1 whenever both $y_1^{a_1}$ and $y_2^{a_2}$ are equal to 1. In other words, $z^{a_1, a_2} = 1$, only if $a_1 \in A_1^{a_1}$ and $a_2 \in A_2^{a_2}$. Another new constraint (7) verifies that $(w_1(a_1), w_2(a_2))$, the continuation promise payoff profile, belongs to $\text{co} W$ if and only if $(a_1, a_2) \in A_1^{a_1} \times A_2^{a_2}$. Notice that in the constraint (7), M stands for a sufficiently large number. In constrained optimization, this is a standard technique for relaxing a given constraint by using binary indicator variables.

4.4 Computing Strategies

Algorithm 1 returns the set of hypercubes C , such that the union of these hypercubes gives W , a set that contains U^γ . Intuitively, each hypercube represents all those strategy profiles that induce similar payoff profiles. Therefore, one can view hypercubes as states of an automaton. Pick a point $v \in W$. Algorithm 5 constructs an automaton M that implements a strategy profile σ that approximately induces the payoff profile v .

4.5 Stopping Criterion

The values of the flags NOCUBEWITHDRAWN and ALLCUBESCOMPLETED determine whether the basic algorithm (Algorithm 1) should stop and return the set W approximating the set of SPE payoff profiles

Input: $c \equiv (o^c, l)$, a hypercube; C , a set of hypercubes.

1: $P \leftarrow \text{GETHALFPLANES}(C)$

2: Solve the following mixed integer linear optimization problem:

Decision variables: $w_i(a_i) \in \mathbb{R}$, $w'_i(a_i) \in \mathbb{R}$, $y_i^{a_i} \in \{0, 1\}$, $\alpha_i^{a_i} \in [0, 1]$ for all $i \in \{1, 2\}$ and for all $a_i \in A_i$; $z^{a_1, a_2} \in \{0, 1\}$ for all pairs $(a_1, a_2) \in A_1 \times A_2$.

Objective function: $\min f \equiv \sum_{(a_1, a_2) \in A_1 \times A_2} z^{a_1, a_2}$.

Subject to constraints:

For all $i \in \{1, 2\}$:

(1) $\sum_{a_i} \alpha_i^{a_i} = 1$;

For all $i \in \{1, 2\}$ and for all $a_i \in A_i$:

(2) $\alpha_i^{a_i} \leq y_i^{a_i}$,

(3) $w'_i(a_i) = (1 - \gamma) \sum_{a_{-i}} \alpha_{-i}(a_{-i}) r_i(a_i, a_{-i}) + \gamma w_i(a_i)$,

(4) $o_i^c y_i^{a_i} \leq w'_i(a_i) \leq l y_i^{a_i} + o_i^c$,

(5) $\underline{w}_i - \underline{w}_i y_i^{a_i} \leq w_i(a_i) \leq (\underline{w}_i + l) - (\underline{w}_i + l) y_i^{a_i} + \bar{r} y_i^{a_i}$;

For all $a_1 \in A_1$ and for all $a_2 \in A_2$:

(6) $y_1^{a_1} + y_2^{a_2} \leq z^{a_1, a_2} + 1$;

For all $p \equiv (\phi^p, \psi^p, \lambda^p) \in P$ and for all pairs $(a_1, a_2) \in A_1 \times A_2$:

(7) $\phi^p w_1(a_1) + \psi^p w_2(a_2) \leq \lambda^p z^{a_1, a_2} + M - M z^{a_1, a_2}$.

3: **if** a solution is found **then**

4: **return** $w_i(a_i)$ and $\alpha_i^{a_i}$ for all $i \in \{1, 2\}$ and for all $a_i \in A_i$.

5: **return** FALSE

Algorithm 4: CUBESUPPORTED for mixed actions and public correlation. The procedure verifies whether a given hypercube c has to be kept in the set of hypercubes C . If c has to be kept in C , CUBESUPPORTED returns a mixed action profile and the corresponding continuation promise payoffs for each pure action in the support of mixed actions. Otherwise the procedure returns FALSE.

(and entirely containing it). At the end of each algorithm's iteration, the flag ALLCUBESCOMPLETED is only TRUE, if for none of the remaining hypercubes $c \in C$, CUBECOMPLETED(c) is FALSE. The procedure CUBECOMPLETED, in turn, verifies, for hypercube c , that the two conditions of the problem stated in Subsection 2.5 are satisfied, namely:

1. For any $v \in W$, the strategy profile σ , implemented by the automaton M , constructed by Algorithm 5, induces the payoff profile $u^\gamma(\sigma)$, such that, for all i , $v_i - u_i^\gamma(\sigma) \leq \epsilon$,

and

2. The maximum payoff g_i that each player i can achieve by unilaterally deviating from σ is such that $g_i - u_i^\gamma(\sigma) \leq \epsilon$.

Both conditions can be verified by dynamic programming. For example, the second condition can be verified by using the value iteration algorithm (Sutton and Barto, 1998). To do this, the deviating agent i has to be considered as the only decision maker (optimizer). The remaining agents' strategy profile σ_{-i} can then be viewed as the decision maker's environment.

5 Theoretical Analysis

In this section, we examine the theoretical properties of Algorithm 1 for the case of mixed strategies. While the procedure CUBESUPPORTED for pure strategies (Algorithm 2) is defined differently, mixed strategies include pure ones. Therefore, in our theoretical analysis, we concentrate on two more general cases: mixed strategies with no external coordination (Algorithm 1 with CUBESUPPORTED given by Algorithm 3) and mixed strategies with public correlation (Algorithm 1 with CUBESUPPORTED given by Algorithm 4).

Input: C , a set of hypercubes, such that W is their union; $v \in W$, a payoff profile.

```

1: Find a hypercube  $c \in C$ , which  $v$  belongs to; set  $Q \leftarrow \{c\}$  and  $q^0 \leftarrow c$ ;
2: for each player  $i$  do
3:   Find  $\underline{w}^i = \min_{w \in W} w_i$  and a hypercube  $c^i \in C$ , which  $\underline{w}^i$  belongs to;
4:   Set  $Q \leftarrow Q \cup \{c^i\}$ ;
5:   Set  $f \leftarrow \emptyset \mapsto \times_i \Delta(A_i)$ ;
6:   Set  $\tau \leftarrow \emptyset \mapsto C$ .
7: loop
8:   if  $Q = \emptyset$  then
9:     return  $M \equiv (Q, q^0, f, \tau)$ .
10:  Pick a hypercube  $q \in Q$ , for which  $f(q)$  is not defined.
11:  Apply the procedure CUBESUPPORTED( $q$ ) and obtain a (mixed) action profile  $\alpha$  and continuation
    payoff profiles  $w(a)$  for all  $a \in \times_i A_i^{\alpha_i}$ .
12:  Define  $f(q) \equiv \alpha$ .
13:  for each  $a \in \times_i A_i^{\alpha_i}$  do
14:    Find a hypercube  $c \in C$ , which  $w(a)$  belongs to, set  $Q \leftarrow Q \cup \{c\}$ ;
15:    Define  $\tau(q, a) \equiv c$ .
16:  for each  $i$  and each  $a^i \in (A \setminus A_i^{\alpha_i}) \times_{j \in N \setminus \{i\}} A_j^{\alpha_j}$  do
17:    Define  $\tau(q, a^i) \equiv c^i$ .

```

Algorithm 5: Algorithm for constructing an automaton M that approximately induces the given payoff profile v .

Theorem 2. *For any repeated game, discount factor γ and approximation factor ϵ , (1) Algorithm 1 terminates in finite time, (2) C contains at least one hypercube, and (3) for all $c \in C$, Algorithm 5 terminates in finite time and returns a finite automaton M that satisfies:*

1. *The strategy profile σ implemented by M induces the payoff profile $v \equiv u^\gamma(\sigma)$, such that, for all i , $o_i^c - v_i \leq \epsilon$,*
- and*
2. *The maximum payoff g_i that each player i can achieve by unilaterally deviating from σ is such that $g_i - v_i \leq \epsilon$.*

The proof of Theorem 2 relies on the following lemmas.

Lemma 1. *At any point of execution of Algorithm 1, C contains at least one hypercube.*

Proof. According to Nash (1950a), any stage-game has at least one equilibrium. Let v be a payoff profile of a certain Nash equilibrium in the stage-game. For the hypercube c that contains v , the procedure CUBESUPPORTED will always return TRUE, because for any γ , v satisfies the two conditions of Equation (4), with $w' = w = v$ and α being a mixed action profile that induces v . Therefore, c will never be withdrawn. \square

Lemma 2. *An iteration of Algorithm 1, such that NOCUBEWITHDRAWN is TRUE, will be reached in finite time.*

Proof. Because the number of hypercubes (and, therefore, the number of clusters) is finite, the procedure CUBESUPPORTED given by Algorithm 3 will terminate in finite time. The same is true for CUBESUPPORTED given by Algorithm 4. For a constant l , the set C is finite and contains at most $\lceil (\bar{r} - \underline{r})/l \rceil$ elements. Therefore, and according to Lemma 1, after a finite time, there will be an iteration of Algorithm 1, such that for all $c \in C$, CUBESUPPORTED(c) returns TRUE. \square

Lemma 3. *Let C be the set of hypercubes at the end of a certain iteration of Algorithm 1, such that NOCUBEWITHDRAWN is TRUE. For all $c \in C$, Algorithm 5 terminates in finite time and returns a complete finite automaton.*

Proof. By observing the definition of Algorithm 5, the proof follows from the fact that the number of hypercubes and, therefore, the possible number of the automaton states is finite. Furthermore, the definition of the automaton will be complete, because the fact that NOCUBEWITHDRAWN is TRUE implies that for each hypercube $c \in C$, there is a mixed action α and a continuation payoff profile w belonging to a certain hypercube $c' \in C$. Consequently, for each state q of the automaton, the functions $f(q)$ and $\tau(q)$ will be defined. \square

Lemma 4. *Let C be the set of hypercubes at the end of a certain iteration of Algorithm 1, such that NOCUBEWITHDRAWN is TRUE. Let l be the current value of the hypercube side length. For every $c \in C$, the strategy profile σ , implemented by the automaton M that starts in c , induces the payoff profile $v \equiv u^\gamma(M)$, such that, for all i , $o_i^c - v_i \leq \frac{\gamma^l}{1-\gamma}$.*

Proof. When player i is following the strategy prescribed by the automaton constructed by Algorithm 5, this process can be reflected by an *equilibrium graph*, as the one shown in Figure 6. Because for all hypercubes c

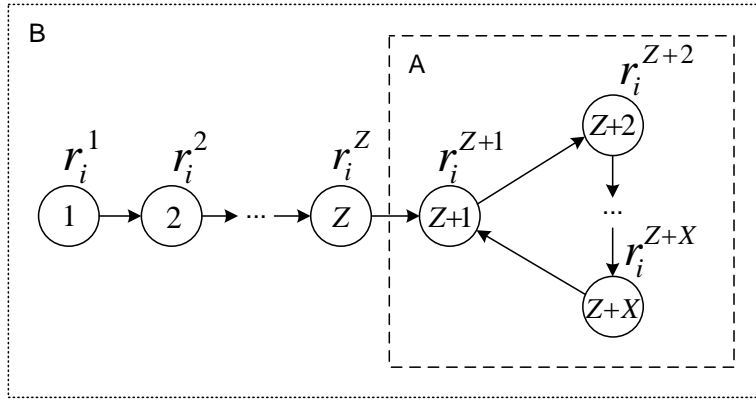


Figure 6: Equilibrium graph for player i . The graph represents the initial state followed by a non-cyclic sequence of states (nodes 1 to Z) followed by a cycle of X states (nodes $Z + 1$ to $Z + X$). The labels over the nodes are the immediate expected payoffs collected by player i in the corresponding states.

behind the states of the automaton, CUBESUPPORTED returns TRUE, we have:

$$\begin{aligned}
(1.1) \quad & o_i^1 \leq (1-\gamma)r_i^1 + \gamma w_i^1 \leq o_i^1 + l, \\
(1.2) \quad & o_i^2 \leq w_i^1 \leq o_i^2 + l, \\
(2.1) \quad & o_i^2 \leq (1-\gamma)r_i^2 + \gamma w_i^2 \leq o_i^2 + l, \\
(2.2) \quad & o_i^3 \leq w_i^2 \leq o_i^3 + l, \\
& \dots \\
(Z.1) \quad & o_i^Z \leq (1-\gamma)r_i^Z + \gamma w_i^Z \leq o_i^Z + l, \\
(Z.2) \quad & o_i^{Z+1} \leq w_i^Z \leq o_i^{Z+1} + l, \\
(Z+1.1) \quad & o_i^{Z+1} \leq (1-\gamma)r_i^{Z+1} + \gamma w_i^{Z+1} \leq o_i^{Z+1} + l, \\
(Z+1.2) \quad & o_i^{Z+2} \leq w_i^{Z+1} \leq o_i^{Z+2} + l, \\
& \dots \\
(Z+X.1) \quad & o_i^{Z+X} \leq (1-\gamma)r_i^{Z+X} + \gamma w_i^{Z+X} \leq o_i^{Z+X} + l, \\
(Z+X.2) \quad & o_i^{Z+1} \leq w_i^{Z+X} \leq o_i^{Z+1} + l,
\end{aligned} \tag{5}$$

where o_i^q , r_i^q and w_i^q stand respectively for (i) the payoff of player i in the origin of the hypercube behind the state q , (ii) the immediate expected payoff of player i for playing according to $f_i(q)$ or for deviating inside the support of $f_i(q)$, and (iii) the continuation promise payoff of player i for playing according to the equilibrium strategy profile in state q .

The following development only uses the inequalities of Equation (5), one by one. It starts with inequality (Z+1):

$$\begin{aligned}
o_i^{Z+1} &\leq (1-\gamma)r_i^{Z+1} + \gamma w_i^{Z+1} \\
&\quad \langle \text{By inequality (Z+1.2)} \rangle \\
&\leq (1-\gamma)r_i^{Z+1} + \gamma(o_i^{Z+2} + l) \\
&\quad \langle \text{By inequality (Z+2.1)} \rangle \\
&\leq (1-\gamma)r_i^{Z+1} + \gamma((1-\gamma)r_i^{Z+2} + \gamma w_i^{Z+2}) + \gamma l \\
&\quad \langle \text{By inequality (Z+2.2)} \rangle \\
&\leq (1-\gamma)r_i^{Z+1} + \gamma(1-\gamma)r_i^{Z+2} + \gamma^2 o_i^{Z+3} + \gamma l \\
&\quad \dots
\end{aligned} \tag{6}$$

$$\begin{aligned}
&\quad \langle \text{By inequality (Z+X.2)} \rangle \\
&\leq (1-\gamma) \sum_{x=1}^X \gamma^{x-1} r_i^{Z+x} + \gamma^X o_i^{Z+1} + \gamma \sum_{x=1}^X \gamma^{x-1} l
\end{aligned} \tag{7}$$

Denote by g_i^A the long-term expected non-normalized payoff for player i for passing through the cycle A of the equilibrium graph infinitely often.

$$g_i^A = \sum_{x=1}^X \gamma^{x-1} r_i^{Z+x} + \gamma^X g_i^A \tag{8}$$

$$= \frac{\sum_{z=1}^X \gamma^{z-1} r_i^{Z+z}}{1 - \gamma^X}. \tag{9}$$

The property of the infinite sum of the geometric series allows us to write:

$$\sum_{x=1}^X \gamma^{x-1} l = \frac{(1-\gamma^X)l}{1-\gamma}. \tag{10}$$

From Equations (6-10) it follows that,

$$o_i^{Z+1} \geq (1-\gamma)g_i^A + \frac{\gamma l}{1-\gamma}. \tag{11}$$

Using inequalities (1.1 - Z.2) of Equation (5), the following development is possible:

$$\begin{aligned}
&\quad \langle \text{By inequality (1.1)} \rangle \\
o_i^1 &\leq (1-\gamma)r_i^1 + \gamma w_i^1 \\
&\quad \langle \text{By inequality (1.2)} \rangle \\
&\leq (1-\gamma)r_i^1 + \gamma(o_i^2 + l) \\
&\quad \langle \text{By inequality (2.1)} \rangle \\
&\leq (1-\gamma)r_i^1 + \gamma((1-\gamma)r_i^2 + \gamma w_i^2) + \gamma l \\
&\quad \langle \text{By inequality (2.2)} \rangle \\
&\leq (1-\gamma)r_i^1 + \gamma(1-\gamma)r_i^2 + \gamma^2(o_i^3 + l) + \gamma l \\
&\quad \dots
\end{aligned} \tag{12}$$

$$\begin{aligned}
&\quad \langle \text{By inequality (Z.2)} \rangle \\
&\leq (1-\gamma) \sum_{z=1}^Z \gamma^{z-1} r_i^z + \gamma^Z o_i^{Z+1} + \gamma \sum_{z=1}^Z \gamma^{z-1} l
\end{aligned} \tag{13}$$

From Equations (11) and (12) it follows that,

$$o_i^1 \leq (1 - \gamma) \left(\sum_{z=1}^Z \gamma^{z-1} r_i^z + \gamma^Z g_i^A \right) + \frac{\gamma^l}{1 - \gamma}. \quad (14)$$

Denote by g_i^B the long-term expected (normalized) payoff for player i for passing through the equilibrium graph (graph B in Figure 7a) infinitely often. Observe that,

$$g_i^B \equiv (1 - \gamma) \left(\sum_{z=1}^Z \gamma^{z-1} r_i^z + \gamma^Z g_i^A \right).$$

Therefore,

$$o_i^0 - g_i^B \leq \frac{\gamma^l}{1 - \gamma}.$$

□

Lemma 5. *Let C be the set of hypercubes at the end of a certain iteration of Algorithm 1, such that NOCUBEWITHDRAWN is TRUE. Let l be the current value of the hypercube side length. For every $c \in C$, the maximum gain g_i that each player i can achieve by unilaterally deviating from the strategy profile σ implemented by an automaton M that starts in c and induces the payoff profile $v \equiv u^\gamma(M)$ is such that $g_i - v_i \leq \frac{2l}{1-\gamma}$.*

Proof. To prove the lemma, one has to bound the maximum gain of a deviation that starts in an arbitrary state of an automaton. Consider two deviation graphs for player i depicted in Figure 7. A *deviation graph*

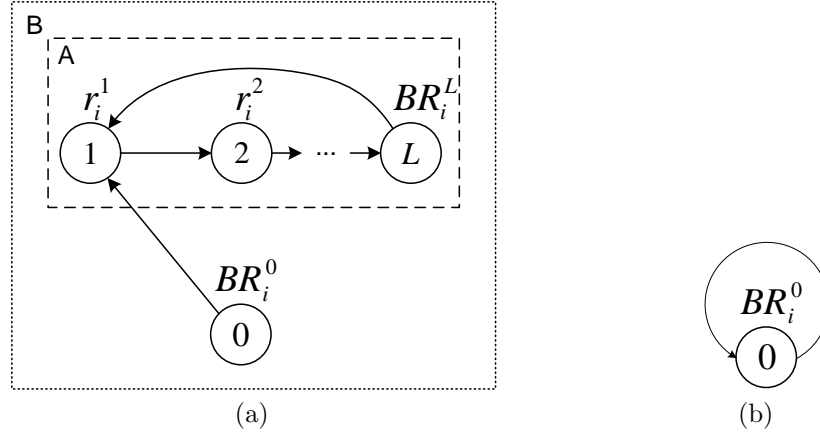


Figure 7: Deviation graphs for player i . (a) A generic deviation graph for player i . The graph represents the initial deviation state (node 0) followed by a transition into the punishment state (node 1) followed by a number of in-equilibrium (or, otherwise, inside-the-support deviation) states (nodes 1 to $L - 1$) followed by the subsequent out-of-the-support deviation state (node L). (b) A particular, one state deviation graph, where the only deviation state is the punishment state for player i . The labels over the nodes are the immediate expected payoffs collected by player i in the corresponding states.

for player i is a finite graph, which reflects the optimal behavior for player i assuming that the behavior of the other players is fixed and is given by an automaton returned by Algorithm 5. The nodes of the deviation graph correspond to the states of the automaton. The labels over the nodes are the immediate expected payoffs collected by player i in the corresponding states. A *generic deviation graph for player i* (Figure 7a) is a deviation graph that has one cyclic and one non-cyclic part. In the cyclic part (subgraph A), player i follows the equilibrium strategy or deviations take place inside the support of the prescribed mixed actions

(nodes 1 to $L - 1$, with node 1 corresponding to the punishment state² for player i). In the last node of the cyclic part (node L), an out-of-the-support deviation takes place. The non-cyclic part of the generic deviation graph contains a single node corresponding to the state, where the initial out-of-the-support deviation of player i from the SPE strategy profile occurs. If the state of the initial deviation of player i is itself the punishment state for player i , then the deviation graph will look as shown in Figure 7b.

The present proof only considers the generic deviation graph (Figure 7a); the proof for the particular cases, like that of Figure 7b, can be obtained by analogy, and, because they bring the same result, we omit it here. Consider first the subgraph A of the generic deviation graph. Because, for all hypercubes c behind the states of the automaton, CUBESUPPORTED returns TRUE, we have:

$$\begin{aligned}
(1.0) \quad & o_i^1 \leq \underline{w}_i \leq o_i^1 + l, \\
(1.1) \quad & o_i^1 \leq (1 - \gamma)r_i^1 + \gamma w_i^1 \leq o_i^1 + l, \\
(1.2) \quad & o_i^2 \leq w_i^1 \leq o_i^2 + l, \\
(2.1) \quad & o_i^2 \leq (1 - \gamma)r_i^2 + \gamma w_i^2 \leq o_i^2 + l, \\
(2.2) \quad & o_i^3 \leq w_i^2 \leq o_i^3 + l, \\
& \vdots \\
(Z.1) \quad & o_i^Z \leq (1 - \gamma)r_i^Z + \gamma w_i^Z \leq o_i^Z + l, \\
(Z.2) \quad & (1 - \gamma)r_i^Z + \gamma w_i^Z - (1 - \gamma)BR_i^Z - \gamma \underline{w}_i \geq 0,
\end{aligned} \tag{15}$$

where o_i^q , r_i^q and w_i^q stand respectively for (i) the payoff of player i in the origin of the hypercube behind the state q , (ii) the immediate expected payoff of player i for playing according to $f_i(q)$ or for deviating inside the support of $f_i(q)$, and (iii) the continuation promise payoff of player i for playing according to the equilibrium strategy profile in state q .

The following development only uses the inequalities of Equation (15), one by one. It starts with inequality (1.1):

$$\begin{aligned}
o_i^1 & \geq (1 - \gamma)r_i^1 + \gamma w_i^1 - l \\
& \quad \langle \text{By inequality (1.2)} \rangle \\
& \geq (1 - \gamma)r_i^1 + \gamma o_i^2 - l \\
& \quad \langle \text{By inequality (2.1)} \rangle \\
& \geq (1 - \gamma)r_i^1 + \gamma((1 - \gamma)r_i^2 + \gamma w_i^2 - l) - l \\
& \quad \langle \text{By inequality (2.2)} \rangle \\
& \geq (1 - \gamma)r_i^1 + \gamma(1 - \gamma)r_i^2 + \gamma^2 o_i^3 - \gamma l - l \\
& \quad \dots \\
& \quad \langle \text{By inequalities (3.1) to (Z-1.1)} \rangle \\
& \geq (1 - \gamma) \sum_{z=1}^{Z-1} \gamma^{z-1} r^z + \gamma^{Z-1} o^Z - \gamma \sum_{z=1}^{Z-1} \gamma^{z-1} l \\
& \quad \langle \text{By inequality (Z.1)} \rangle \\
& \geq (1 - \gamma) \sum_{z=1}^{Z-1} \gamma^{z-1} r^z + \gamma^{Z-1} ((1 - \gamma)r_i^Z + \gamma w_i^Z - l) - \gamma \sum_{z=1}^{Z-1} \gamma^{z-1} l \\
& \quad \langle \text{By inequality (Z.2)} \rangle \\
& \geq (1 - \gamma) \sum_{z=1}^{Z-1} \gamma^{z-1} r^z + \gamma^{Z-1} ((1 - \gamma)BR_i^Z + \gamma \underline{w}_i - l) - \gamma \sum_{z=1}^{Z-1} \gamma^{z-1} l \\
& \quad \langle \text{By inequality (1.0)} \rangle \\
& \geq (1 - \gamma) \left(\sum_{z=1}^{Z-1} \gamma^{z-1} r^z + \gamma^{Z-1} BR_i^Z \right) + \gamma^Z o_i^1 - \gamma \sum_{z=1}^Z \gamma^{z-1} l.
\end{aligned} \tag{16}$$

²The punishment state for player i is the automaton state, which is based on the hypercube that contains a payoff profile v , such that $v_i = \underline{w}_i$.

Denote by g_i^A the long-term expected non-normalized payoff of player i for passing through the cycle A of the generic deviation graph infinitely often:

$$g_i^A = \sum_{z=1}^{Z-1} \gamma^{z-1} r_i^z + \gamma^{Z-1} BR_i^Z + \gamma^Z g_i^A \quad (17)$$

$$= \frac{\sum_{z=1}^{Z-1} \gamma^{z-1} r_i^z + \gamma^{Z-1} BR_i^Z}{1 - \gamma^Z}. \quad (18)$$

The property of the infinite sum of the geometric series permits us to write:

$$\sum_{z=1}^Z \gamma^{z-1} l = \frac{(1 - \gamma^Z)l}{1 - \gamma}. \quad (19)$$

From Equations (16-19) it follows that

$$o_i^1 \geq (1 - \gamma)g_i^A - \frac{\gamma l}{1 - \gamma}. \quad (20)$$

Furthermore, we have,

$$\begin{aligned} (1.1) \quad & (1 - \gamma)r_i^0 + \gamma w_i^0 - (1 - \gamma)BR_i^0 - \gamma \underline{w}_i \geq 0, \\ (1.2) \quad & o_i^0 \leq (1 - \gamma)r_i^0 + \gamma w_i^0 \leq o_i^0 + l. \end{aligned} \quad (21)$$

The following development is possible:

$$\begin{aligned} & \langle \text{By inequality (1.1) of Equation (21)} \rangle \\ (1 - \gamma)r_i^0 + \gamma w_i^0 & \geq (1 - \gamma)BR_i^0 + \gamma \underline{w}_i \\ & \langle \text{By inequality (1.2) of Equation (21)} \rangle \\ o_i^0 & \geq (1 - \gamma)BR_i^0 + \gamma \underline{w}_i - l \\ & \langle \text{By inequality (1.0) of Equation (15)} \rangle \\ & \geq (1 - \gamma)BR_i^0 + \gamma o_i^1 + \gamma l - l \end{aligned} \quad (22)$$

From Equations (20) and (22) it follows that

$$o_i^0 \geq (1 - \gamma)BR_i^0 + \gamma \left((1 - \gamma)g_i^A - \frac{\gamma l}{1 - \gamma} \right) + \gamma l - l. \quad (23)$$

Denote by g_i^B the long-term expected (normalized) payoff of player i for following the generic deviation graph (graph B in Figure 7a). Observe that,

$$g_i^B \equiv (1 - \gamma)BR_i^0 + \gamma(1 - \gamma)g_i^A.$$

Therefore,

$$g_i^B - o_i^0 \leq \frac{\gamma^2 l}{1 - \gamma} - \gamma l + l.$$

Finally, by Lemma 4, starting from the state that corresponds to the node 0 of the generic deviation graph, the payoff profile v , induced by the automaton, satisfies: $o_i^0 \leq \frac{\gamma l}{1 - \gamma} + v_i$. Therefore,

$$\begin{aligned} g_i^B - v_i & \leq \frac{\gamma^2 l}{1 - \gamma} + \frac{\gamma l}{1 - \gamma} - \gamma l + l \\ & \leq \frac{2l}{1 - \gamma}. \end{aligned}$$

□

Lemma 6. *Algorithm 1 terminates in finite time.*

Proof. The hypercube side length l is reduced by half every time that no hypercube was withdrawn by the end of an iteration of the algorithm. Therefore, and by Lemma 2, any given value of l will be reached after a finite time. By Lemmas 4 and 5, Algorithm 1, in the worst case, terminates whenever l becomes lower than or equal to $\frac{\epsilon(1-\gamma)}{2}$. □

	L	M	H		R	P	S
L	10, 10	3, 15	0, 7	R	0, 0	-1, 1	1, -1
M	15, 3	7, 7	-4, 5	P	1, -1	0, 0	-1, 1
H	7, 0	5, -4	-15, -15	S	-1, 1	1, -1	0, 0

(a)

	O	F			A	B
O	1, 2	0, 0		A	1, 0	2, 1
F	0, 0	2, 1		B	0, 3	3, 2

(c)

(b)

(d)

Figure 8: Four game matrices: (a) Duopoly game, (b) Rock, Paper, Scissors, (c) Battle of the Sexes and (d) Game with no pure action Nash equilibrium in stage-game.

6 Experimental Results

In this section, we present several significant experimental results for a number of well-known games. These are Prisoner's Dilemma (Figure 1), Duopoly (Figure 8a), Rock, Paper, Scissors (Figure 8b), Battle of the Sexes (Figure 8c), and a game with no stage-game pure action equilibrium (Figure 8d). For these games, certain equilibrium properties are known or can be readily analytically verified.

The graphs in Figure 9 reflect, for three different values of the discount factor, the evolution of the set of SPE payoff profiles computed by Algorithm 1 for the case of mixed strategies with public correlation in the repeated Prisoner's Dilemma. Here and below, the vertical and the horizontal axes of each graph correspond respectively to the payoffs of the first and the second players. The upper and lower limits of each axis are given respectively by \bar{r} and \underline{r} . The numbers under the graphs reflect the algorithm's iterations. The red (darker) regions on a graph reflect the hypercubes that remain in the set C by the end of the corresponding iteration. One can see in Figure 9a that when γ is sufficiently large, the algorithm maintains a set that converges towards the set F^* of feasible and individually rational payoff profiles, the largest possible set of SPE payoff profiles. On the other hand, in Figure 9c, one can see that when γ is close enough to 0 the set of SPE payoff profiles converges, as expected, towards the point $(0, 0)$ that corresponds to the Nash equilibrium of the stage-game: a strategy profile that prescribes playing D at every repeated game period.

Rock, Paper, Scissors (RPC) is a symmetrical zero-sum game. In the repeated RPC game, the point $(0, 0)$ is the only possible SPE payoff profile, regardless of the discount factor. This payoff profile can be realized by a stationary strategy profile prescribing to each player to sample actions from a uniform distribution. The graphs in Figure 10 certify the correctness of Algorithm 1 in this case.

Battle of the Sexes (BoS) is the game that has two pure action stage-game equilibria, (O, O) and (F, F) , with payoff profiles respectively $(1, 2)$ and $(2, 1)$. The game also has one mixed action stage-game equilibrium with payoff profile $(2/3, 2/3)$. When γ is sufficiently close to 0, the set of SPE payoff profiles computed by Algorithm 1 converges towards these three points (Figure 11b), which is the expected behavior. As γ grows, the set of SPE payoff profiles becomes larger (Figure 11a). We also ascertained that when the value of γ becomes sufficiently close to 1, the set of SPE payoff profiles converges towards F^* and eventually includes the point $(3/2, 3/2)$. The latter point is interesting in that it maximizes the Nash product (Nash, 1950b).

It was particularly interesting for us to see whether, when applied to the repeated Duopoly game (Figure 8a), Algorithm 1 for pure strategies preserves the point $(10, 10)$ in the set of SPE payoff profiles. Abreu (1988) showed that this point can only make part of the set of SPE payoff profiles, if $\gamma > 4/7$. In our experiments, we observed that for $\epsilon = 0.01$, the point $(10, 10)$ indeed remains in the set of SPE payoff profiles, when $4/7 < \gamma < 1$. Moreover, the payoff profile $(0, 0)$ of the *optimal penal code*, which was proposed by Abreu (1988) as the profile of punishment strategies, does also remain there (Figures 12a and b). Algorithm 1 also returns an automaton that induces a strategy profile that generates the payoff profile $(10, 10)$. Interestingly, this automaton induces a strategy profile, which is equivalent to the optimal penal code based strategy profile proposed by Abreu (1988). To the best of our knowledge, this the first time that optimal penal code based strategies, which so far were only proven to exist (in the general case), were algorithmically computed.

Another experiment was conducted with the game that does not possess any pure action stationary equilibrium (Figure 8d). In such games, for lower discount factors, the algorithm of Judd et al. (2003), that

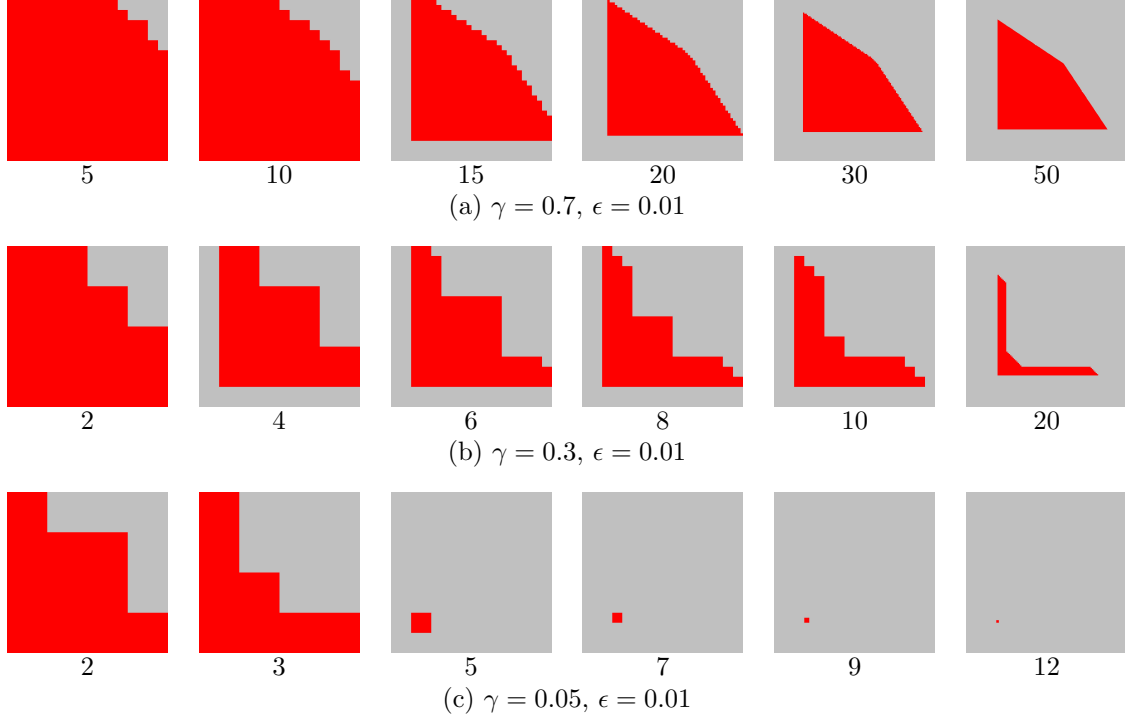


Figure 9: The evolution of the set of SPE payoff profiles computed by Algorithm 1 for mixed strategies with public correlation in the repeated Prisoner's Dilemma. The numbers under the graphs reflect the algorithm's iterations. The red (darker) regions denote the hypercubes that remain in the set C by the end of the corresponding iteration.

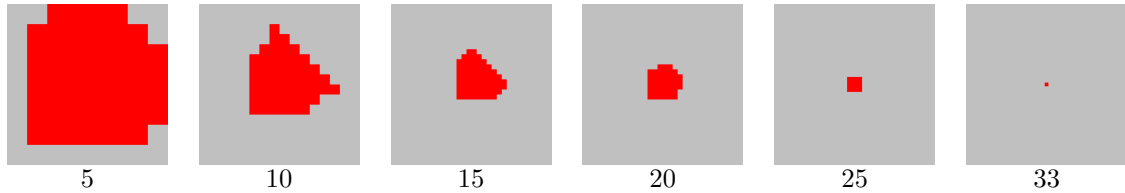


Figure 10: The evolution of the set of SPE payoff profiles computed by Algorithm 1 for mixed action with public correlation in the repeated Rock, Paper, Scissors with $\gamma = 0.7$ and $\epsilon = 0.01$.

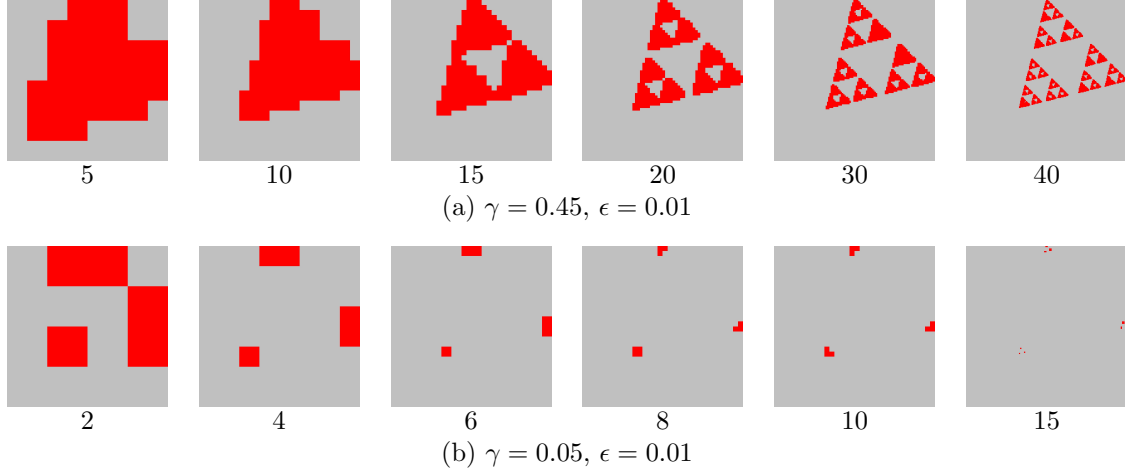


Figure 11: The evolution of the set of SPE payoff profiles computed by Algorithm 1 for mixed actions without public correlation in the repeated Battle of the Sexes.

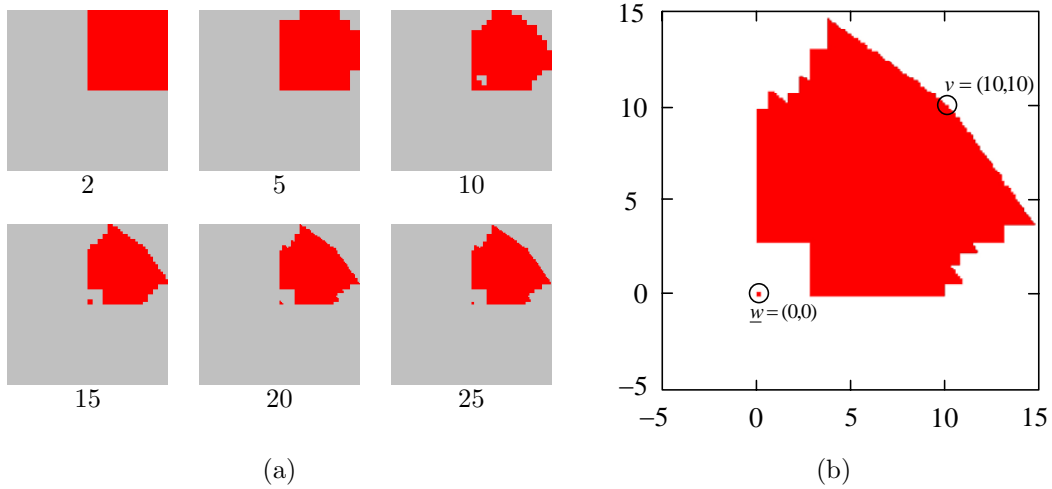


Figure 12: SPE payoff profiles in repeated Duopoly game computed by Algorithm 1 for pure strategies with $\gamma = 0.6$ and $\epsilon = 0.01$. (a) The evolution of the set of SPE payoff profiles through different algorithm's iterations. (b) Abreu's optimal penal code solution is contained within the set of SPE payoff profiles.

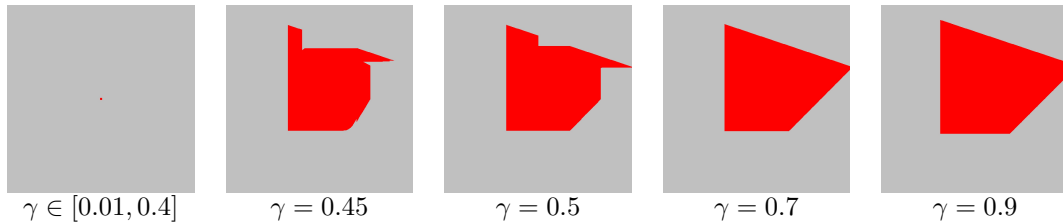


Figure 13: The sets of SPE payoff profiles computed in the repeated game from Figure 8d with $\epsilon = 0.01$ for different values of the discount factor.

ϵ	l	Iterations	Time
0.025	0.008	55	1750
0.050	0.016	41	770
0.100	0.031	28	165
0.200	0.063	19	55
0.300	0.125	10	19
0.500	0.250	5	15

Table 1: The performance of Algorithm 1 in the repeated Battle of the Sexes for different values of the approximation factor ϵ . The second column represents the hypercube side length l at the end of the algorithm’s execution; the third column contains the number of iterations until convergence; the last column contains the overall execution time in seconds.

can only compute pure action strategy and payoff profiles, is incapable of returning any SPE point. On the other hand, Algorithm 1 does return a non-empty SPE set for the whole range of values of the discount factor (Figure 13).

Finally, the numbers in Table 1 demonstrate how different values of the approximation factor ϵ impact the performance of Algorithm 1 (with clusters) in terms of (i) number of iterations until convergence and (ii) time spent by the algorithm to compute a solution. The game used in this experiment is the repeated Battle of the Sexes from Figure 8c.

7 Discussion

We have presented an approach for approximately computing the set of subgame-perfect equilibrium (SPE) payoff profiles in repeated games and for deriving strategies implementable as finite automata and capable of approximately inducing those payoff profiles. To our knowledge, this is the first time that both these goals are achieved simultaneously.

Furthermore, for the setting where no coordination during the game-play is possible, our algorithm returns the richest set of SPE payoff profiles among all existing algorithms for repeated games. More precisely, it returns a set that contains all stationary Nash equilibrium payoff profiles, all non-stationary pure SPE payoff profiles, and a subset of non-stationary mixed SPE payoff profiles. In a case where a certain level of coordination can be assumed, such as the availability of a public correlating device, our algorithm returns a set containing all SPE payoff profiles, while satisfying the necessary approximation properties.

In this paper, we adopted a usual assumption that the discount factor, γ , is the same for all players. However, our algorithms can readily be modified to incorporate player specific discount factors. Furthermore, for simplicity of presentation, we assumed that the hypercube side length, l , is the same for all players. This is also not a strict requirement; it is straightforward to generalize all algorithms and theoretical results to the case of player specific hypercube side lengths.

One formulation of the procedure CUBESUPPORTED assumes the presence of a source of a commonly

observed random signal (public correlating device). A natural question would be why not aiming, in that case, at computing a richer set of *subgame perfect correlated equilibrium* (SPCE) payoff profiles (Aumann, 1987). Indeed, several algorithms for computing the set of SPCE payoff profiles and the strategies to achieve them have recently been proposed (Murray and Gordon, 2007; Dermed and Isbell, 2009). Our algorithm can also be transformed into one for approximating the set of SPCE payoff profiles. Indeed, in that case, the mathematical programming problem for the CUBESUPPORTED procedure will be even simpler than that for SPE. This is due to the fact that for computing a correlated equilibrium, one has to find a *unique* probability distribution for players’ action profiles, and not a profile of probability distributions whose product enforces equilibrium.

However, in order to implement correlated equilibria in practice, one has to have a reliable third-party mediator that can send *private signals* to the players before *every* repeated game stage. Furthermore, at every period, the signals coming to the players have to be thrown from a specific distribution, different at different repeated game stages. In the presence of communication, the mediator can be replaced by a special communication protocol (Dodis et al., 2000). Nevertheless, each stage of the repeated game has to be preceded by a round of communication in order to simulate the mediator.

On the other hand, SPE equilibria computed using Algorithm 1 with the CUBESUPPORTED procedure given by Algorithms 2 or 3 neither require a mediating party nor a communication. Furthermore, the assumption of public correlation, adopted in order to implement Algorithm 4, only requires the presence of a source of a (constant) uniformly distributed signal that has to be observed by all players only at certain repeated game periods. This is a significantly less restrictive assumption than the one that has to be satisfied for implementing correlated equilibria in practice.

Algorithm 1 with the CUBESUPPORTED procedure given by Algorithm 2 can be straightforwardly extended to stochastic games while preserving the linearity of the mathematical programming problem of the CUBESUPPORTED procedure. In more general cases, however, the existence of multiple states in the environment is a source of non-linearity. The latter property, together with the presence of integer variables, require special techniques to solve the problem; this constitutes subject for future research.

References

- Abreu, D. (1988). On the theory of infinitely repeated games with discounting. *Econometrica*, pages 383–396.
- Abreu, D., Pearce, D., and Stacchetti, E. (1990). Toward a theory of discounted repeated games with imperfect monitoring. *Econometrica*, pages 1041–1063.
- ATEJI (2009). OptimJ – A Java language extension for optimization. <http://www.ateji.com/optimj.html>.
- Aumann, R. (1987). Correlated equilibrium as an expression of Bayesian rationality. *Econometrica*, 55(1):1–18.
- Aumann, R., Maschler, M., and Stearns, R. (1995). *Repeated games with incomplete information*. The MIT press.
- Chen, X., Deng, X., and Teng, S. (2006). Computing Nash equilibria: Approximation and smoothed complexity. In *Proceedings of the 47th Annual IEEE Symposium on Foundations of Computer Science*, pages 603–612.
- Cronshaw, M. (1997). Algorithms for finding repeated game equilibria. *Computational Economics*, 10(2):139–168.
- Cronshaw, M. and Luenberger, D. (1994). Strongly symmetric subgame perfect equilibria in infinitely repeated games with perfect monitoring and discounting. *Games and Economic Behavior*, 6(2):220–37.
- Dermed, L. M. and Isbell, C. (2009). Solving stochastic games. In *Advances in Neural Information Processing Systems 22 (NIPS’09)*, pages 1186–1194.
- Dodis, Y., Halevi, S., and Rabin, T. (2000). A cryptographic solution to a game theoretic problem. *Lecture notes in computer science*, pages 112–130.

- Fudenberg, D. and Tirole, J. (1991). *Game Theory*. MIT Press, Cambridge, Massachusetts.
- Graham, R. (1972). An efficient algorithm for determining the convex hull of a finite planar set. *Information Processing Letters*, 1(4):132–133.
- IBM, Corp. (2009). IBM ILOG CPLEX Callable Library Version 12.1 C API Reference Manual. <http://www-01.ibm.com/software/integration/optimization/cplex/>.
- Judd, K., Yeltekin, S., and Conklin, J. (2003). Computing supergame equilibria. *Econometrica*, 71(4):1239–1254.
- Kalai, E. and Stanford, W. (1988). Finite rationality and interpersonal complexity in repeated games. *Econometrica*, 56(2):397–410.
- Lemke, C. and Howson, J. (1964). Equilibrium points of bimatrix games. *Journal of the Society for Industrial and Applied Mathematics*, pages 413–423.
- Littman, M. and Stone, P. (2005). A polynomial-time nash equilibrium algorithm for repeated games. *Decision Support Systems*, 39(1):55–66.
- Mailath, G. and Samuelson, L. (2006). *Repeated games and reputations: long-run relationships*. Oxford University Press, USA.
- McKelvey, R. and McLennan, A. (1996). Computation of equilibria in finite games. *Handbook of Computational Economics*, 1:87–142.
- Murray, C. and Gordon, G. (2007). Finding correlated equilibria in general sum stochastic games. *Technical report CMU-ML-07-113*.
- Nash, J. (1950a). Equilibrium points in n-person games. In *Proceedings of the National Academy of the USA*, volume 36(1).
- Nash, J. (1950b). The bargaining problem. *Econometrica*, 18(2):155–162.
- Osborne, M. and Rubinstein, A. (1999). *A course in game theory*. MIT press.
- Porter, R., Nudelman, E., and Shoham, Y. (2008). Simple search methods for finding a Nash equilibrium. *Games and Economic Behavior*, 63(2):642–662.
- Saxena, A., Bonami, P., and Lee, J. (2008). Disjunctive cuts for non-convex mixed integer quadratically constrained programs. *Lecture Notes in Computer Science*, 5035:17.
- Sutton, R. S. and Barto, A. G. (1998). *Reinforcement Learning: An Introduction*. The MIT Press, Cambridge, MA.
- von Stengel, B. (2002). Computing equilibria for two-person games. *Handbook of Game Theory*, 3:1723–1759.