

Fermi Gamma-ray Haze via Dark Matter and Millisecond Pulsars

Dmitry Malyshev¹, Ilias Cholis, and Joseph D. Gelfand²

dm137@nyu.edu, ijc219@nyu.edu, jg168@astro.physics.nyu.edu

CCPP, 4 Washington Place, Meyer Hall of Physics, NYU, New York, NY 10003

ABSTRACT

We study possible astrophysical and dark matter (DM) explanations for the *Fermi* gamma-ray haze in the Milky Way halo. As representatives of various DM models, we consider DM particles annihilating into W^+W^- , $b\bar{b}$, and e^+e^- . In the first two cases, the prompt gamma-ray emission from DM annihilations is significant or even dominant at $E > 10$ GeV, while inverse Compton scattering (ICS) from annihilating DM products is insignificant. For the e^+e^- annihilation mode, we require a boost factor of order 100 to get significant contribution to the gamma-ray haze from ICS photons. In all three cases, the broad spectrum of the gamma-ray haze between 1 GeV and 100 GeV with a feature around 4 GeV cannot be explained by DM only. As a result, an astrophysical source, such as a population of about $\sim (2 - 6) \times 10^4$ millisecond pulsars (MSPs) in the Milky Way halo, is necessary. In this case, the pulsed gamma-ray emission from MSPs contributes to the bump around 4 GeV while ICS photons from MSP electrons and positrons can be significant at all energies in the gamma-ray haze. The plausibility of such a population of MSPs is discussed. Consistency with the *WMAP* microwave haze requires that either a significant fraction of MSP spin-down energy is converted into e^+e^- flux or the DM annihilates predominantly into leptons with a boost factor of order 100.

¹On leave of absence from ITEP, Moscow, Russia, B. Cheremushkinskaya 25

²NSF Astronomy and Astrophysics Postdoctoral Fellow

Recently, Dobler et al. (2009) have found evidence for a γ -ray haze in the halo around the Milky Way galactic center (GC). This signal can be a signature of dark matter (DM) annihilation (e.g., Zeldovich et al. 1980; Springel et al. 2008; Kuhlen et al. 2009). The primary purpose of this paper is to look for possible astrophysical sources of the haze and compare them with DM. We argue that millisecond pulsars (MSPs) are the most plausible astrophysical source of the γ -ray haze. Annihilating DM particles that produce many prompt γ 's (via channels such as $\chi\chi \rightarrow W^+W^-, ZZ, b\bar{b}, \tau^+\tau^-$), may significantly contribute or even dominate at photon energies above 10 GeV. The DM particles that predominantly annihilate into leptons contribute significantly to the γ -ray haze only if their annihilation cross section is enhanced by a boost factor of order 100. This boost factor can be attributed to Sommerfeld enhancement (Hisano et al. 2005; Arkani-Hamed et al. 2009) in, e.g., XDM models with annihilation channel $\chi\chi \rightarrow \varphi\varphi \rightarrow 2e^+2e^-$ (Finkbeiner & Weiner 2007; Cholis et al. 2009b; Arkani-Hamed et al. 2009).

A useful discrimination of various sources is their total power in the Milky Way halo. In order to estimate the power of the γ -ray haze, let us first calculate it in the γ -ray haze “window” used by Dobler et al. (2009) to find the spectrum of γ -rays in the haze. This region is $-15^\circ < l < 15^\circ$ and $-30^\circ < b < -10^\circ$. The corresponding solid angle is $\Omega_{\text{haze}} = (l_2 - l_1)(\sin b_2 - \sin b_1) \approx 0.17$. Integrating the γ -ray spectrum in Figure 11 of Dobler et al. (2009), we find

$$\begin{aligned} W_{\gamma\text{-haze}} &= \Omega_{\text{haze}} 4\pi R_\odot^2 \int E \frac{dN_\gamma}{dE} dE \\ &\sim 10^{37} \text{ erg/s.} \end{aligned} \tag{1}$$

where $R_\odot = 8.5$ kpc is the distance from the GC to the Sun. The haze is observed within approximately $\theta = 45^\circ$ from the GC. The corresponding solid angle $\Omega_{\text{tot}} = 2\pi(1 - \cos \theta) \approx 1.8$. Therefore, the total luminosity of this γ -ray emission is

$$W_{\gamma\text{ tot}} = \frac{\Omega_{\text{tot}}}{\Omega_{\text{haze}}} W_{\gamma\text{-haze}} \sim 10^{38} \text{ erg/s} \tag{2}$$

At first we will discuss possible astrophysical sources of the γ -ray haze. The current star formation rate in the halo of the Milky Way is very small. Thus the sources of the high energy particles should have a long lifetime. The two possibilities are type Ia supernovae (SNe) and MSPs.

Let us estimate the output in the high energy electrons from the type Ia SNe. The average SN must produce $\sim 10^{48}$ erg in relativistic electrons to account for the observed

flux of cosmic ray electrons (Kobayashi et al. 2004). The calculations for observed SNe predict similar or smaller power in electrons (Berezhko & Völk 2008; Zirakashvili & Aharonian 2010). The birth rate of Ia SNe per unit stellar mass in the Galactic halo can be estimated as $(5.3 \pm 1.1) \times 10^{-14} \text{ yr}^{-1} M_{\odot}^{-1}$ (Sullivan et al. 2006). In order to estimate the mass of the Milky Way halo, we use the distribution of matter in the disk and in the halo given by Jurić et al. (2008) and, for the overall normalization, we use the local stellar density of the thin disk, $35 M_{\odot} \text{ pc}^{-2}$ (Kuijken & Gilmore 1989). Therefore, the inferred mass of the Milky Way halo within 20 kpc of the Galactic Center is

$$M_{\text{halo}} \sim 10^9 M_{\odot} \quad (3)$$

with an uncertainty of at most a factor of 2. This gives an SN Ia rate in the halo of about $5 \times 10^{-5} \text{ yr}^{-1}$ or $2 \times 10^{-12} \text{ s}^{-1}$. Consequently, the electron output of the halo Ia supernovae is

$$W_{e^{\pm} \text{ Ia}} \lesssim 10^{37} \text{ erg/s}. \quad (4)$$

This is insufficient to account for the γ -ray haze already based on the total output energy (we need at least 10^{38} erg/s). Provided that the above estimations are good within an order of magnitude, we conclude that Ia SNe will not contribute a significant number of electrons and γ -rays in the haze region and we will not consider them in the following.

Millisecond pulsars are known to emit pulsed γ -rays with a cutoff at a few GeV (Abdo et al. 2009a,b). Observations of X-ray nebula around some MSPs show a production of high energy electrons and positrons (Stappers et al. 2003; Kargaltsev et al. 2006), but the uncertainties in the particle spectrum are rather large. We will consider two possibilities for the total energy output in e^+e^- . In the first case, we assume that the electron emission from MSPs is similar to the electron emission from young radio pulsars, such as the Crab pulsar (Atayan & Aharonian 1996). In particular, we assume that a large fraction of the spin-down energy of an MSP goes into electrons and positrons with a cut-off in the e^+e^- injection spectrum, $E_{\text{cut}} \gtrsim 100 \text{ GeV}$. In this case, we demonstrate that the MSPs may be sufficient to explain γ -ray haze at all energies (although prompt γ -ray emission from DM annihilation may contribute significantly at $E \gtrsim 100 \text{ GeV}$). In the second case, we assume that e^+e^- emission from MSPs is small, then the spectrum above 10 GeV requires an additional source, such as annihilating DM. At the moment both possibilities for e^+e^- emission are consistent with observations of MSP nebulae (Stappers et al. 2003). The average properties of pulsed γ -ray emission from MSPs for a sample of eight pulsars detected by *Fermi* (Abdo et al. 2009a) are presented in table 1.

Index Γ	Cutoff E_{cut} (GeV)	$\text{Log}_{10} L$ (erg/s)
1.5 ± 0.4	2.8 ± 1.9	33.9 ± 0.6

Table 1: Some average properties of MSPs observed by *Fermi* (Abdo et al. 2009a). Here we assume that the γ -ray spectrum is a power-law with an exponential cutoff, $F \sim E^{-\Gamma} e^{-E/E_{\text{cut}}}$. The total power in γ -rays equals the total spin-down luminosity times the conversion efficiency $L_{\gamma} = \eta_{\gamma} L$. Assuming the log-normal distribution of L , the mean luminosity is $\langle L \rangle \sim 2 \times 10^{34}$ erg/s. Assuming $\eta_{\gamma} \sim 10\%$ we get the mean luminosity in pulsed γ -rays to be $\langle L_{\gamma} \rangle \sim 2 \times 10^{33}$ erg/s.

Let us estimate the number of MSPs in the Milky Way halo. One of the standard models for the formation of the Galaxy assumes that the halo is formed before the disk (Binney & Tremaine 2008). The star formation in the halo happens predominantly during the early stages of the evolution. Based on the location of observed MSPs on the $P\dot{P}$ diagram (Lorimer & Kramer 2005; Chen & Ruderman 1993), the length of time they can produce e^+e^- pairs in their magnetosphere is on the order of the Hubble time. Therefore, we expect that any MSPs produced during this period are still active today. This conclusion is also consistent with the observed characteristic age of the MSPs (Manchester et al. 2004; Ferrario & Wickramasinghe 2007).

Since the direct detection of MSPs in the Milky Way halo is difficult, we need an indirect way to estimate their number. An important observation is that the number density of MSPs depends sensitively on the stellar density. For instance, globular clusters have much higher stellar density than the galaxies. The Tucanae 47 cluster is expected to have about 50 MSPs (Abdo et al. 2009b) and a mass of $10^6 M_{\odot}$, which gives the MSP number to stellar mass ratio of $5 \times 10^{-5} M_{\odot}^{-1}$. For the Milky Way disk, the local column density of MSPs is estimated to be 50 kpc^{-2} (Cordes & Chernoff 1997). For a local total mass density of $50 M_{\odot} \text{ pc}^{-2}$ (Kuijken & Gilmore 1989), this gives the MSP number to mass ratio of $10^{-6} M_{\odot}^{-1}$, which is 50 times smaller than the corresponding ratio for the Tucanae 47.

The halo of the Milky Way is formed from both the initial spherical stellar population and via mergers with nearby dwarf galaxies and stellar clusters (Bullock & Johnston 2005; Font et al. 2006; Zolotov et al. 2009). Galaxies at high redshift have significantly higher stellar density than the low redshift galaxies, for instance, at $z = 2$ the density may be up to 100 times higher (Bezanson et al. 2009). For comparison, the Milky Way stellar density is of order 10^4 times smaller than the stellar density of Tucanae 47 within half mass radius (Harris 1996). We expect the MSP number to mass ratio to be determined by the stellar

density at the time of star formation. Thus the MSP number to stellar mass ratio for the Milky Way halo should be higher than that for the Milky Way disk but lower than that in the globular clusters. For a Milky Way halo stellar mass of $M_{\text{halo}} \sim 10^9 M_{\odot}$, the expected number of MSPs is

$$N_{\text{halo MSPs}} \sim 1 \times 10^3 - 5 \times 10^4 \quad (5)$$

where the lower bound comes from the MSP number to stellar mass ratio for the Milky Way disk and the upper bound comes from the MSP number to stellar mass ratio for the Tucanae 47. Using the parameters from Table 1, we find that the total power emitted by the halo MSPs can be as high as

$$W_{\text{halo MSPs}} \sim 10^{39} \text{ erg/s} \quad (6)$$

and the power in pulsed γ -rays can be 10^{38} erg/s. Thus, based on the estimation of the total power, halo MSPs are a viable source of the γ -ray haze.

MSPs are also continuously created in the Galactic disk. Every pulsar acquires a kick velocity at the birth. For regular pulsars the mean kick velocity is about 400 km/s (Faucher-Giguère & Kaspi 2006). MSPs are usually found in binaries. The center of mass velocities of the binary systems have typical values ~ 80 km/s (Cordes & Chernoff 1997). Lyne et al. (1998) obtained the average velocity ~ 130 km/s for their sample of MSPs. These velocities are not sufficient for the majority of MSPs to overcome the gravitational potential of the disk (Cordes & Chernoff 1997; Story et al. 2007). Although the disk MSPs contribute significantly to the diffuse γ -ray background (Story et al. 2007; Faucher-Giguère & Loeb 2010), the corresponding flux of γ -rays has a disk-like morphology which is different from an egg-like shape of the γ -ray haze (Dobler et al. 2009). Consequently, we need an additional population of MSPs that stretches to higher latitudes.

The distribution of the stellar mass in the halo falls approximately as r^{-3} (Jurić et al. 2008; Bell et al. 2008). In order to get a smooth distribution in the Galactic Center we introduce a cutoff radius R_c , and take the following profile of MSPs

$$\rho_{\text{MSPs}} \sim \frac{1}{(r + R_c)^3}, \quad (7)$$

where we will take $R_c = 2$ kpc as our reference value. Physically, at R_c the power-law distribution of the matter in the halo breaks down and merges to a Gaussian or exponential distribution near the Galactic Center (Dwek et al. 1995). Since we are interested in high latitude fluxes, the precise shape of the matter distribution near the Galactic Center is not important and the approximation in Equation (7) is sufficient.

In our calculations we will use the following source function for e^\pm and γ emission from the MSPs (the parametric form of the source functions for e^\pm and for γ are the same but the index and the cutoff are different)

$$Q_{\text{MSPs}}(r, E) = Q_0 \frac{1}{(r + R_c)^3} \left(\frac{E}{E_{\text{cut}}} \right)^{-n} \text{Exp} \left(-\frac{E}{E_{\text{cut}}} \right), \quad (8)$$

where for the γ -ray spectrum we will use the parameters from Table 1, $n = 1.5 \pm 0.4$ and $E_{\text{cut}} = 2.8 \pm 1.9$. Motivated by possible similarities between the electron spectrum from MSPs and younger radio pulsars, we use the following parameters to describe the spectrum of electrons: $n = 1.5 \pm 0.5$ and E_{cut} equal to a few hundred GeV (see, e.g., Atoyan & Aharonian (1996) for the e^+e^- spectrum in the Crab Nebula). The total energy output is proportional to the total stellar mass of the halo in Equation (3) times the MSP number to stellar mass ratio in Equation (5).

Annihilating DM provides a source for prompt γ -rays and e^+e^- of the form

$$Q_{\text{DM}}(r, E) = \frac{1}{2} \frac{\rho_{\text{DM}}^2}{M_{\text{DM}}^2} \langle \sigma v \rangle_0 \frac{dN}{dE}, \quad (9)$$

where $\rho_{\text{DM}}^2/M_{\text{DM}}^2$ is the DM number density, $\langle \sigma v \rangle_0 = 3.0 \times 10^{-26} \text{cm}^3 \text{s}^{-1}$ is the thermally averaged annihilation cross-section at freeze out, and dN/dE is the differential energy spectrum of either e^\pm or γ produced in a single annihilation event. In general, the annihilation rate can be enhanced by a boost factor which we denote as BF. Here we assume that the DM particle is its own antiparticle, e.g., a Majorana fermion, otherwise there is an additional factor of 1/2. For the calculations we use the Einasto profile of DM (Merritt et al. 2005)

$$\rho_{\text{DM}}(r) = \rho_{\text{DM}_0} \text{Exp} \left(-\frac{2}{\alpha} \frac{r^\alpha - R_\odot^\alpha}{R_{-2}^\alpha} \right), \quad (10)$$

where $R_{-2} = 25$ kpc, $\alpha = 0.17$, $R_\odot = 8.5$ kpc. For the local DM density we take $\rho_{\text{DM}_0} = 0.4 \text{ GeV cm}^{-3}$ (Catena & Ullio 2009). Merritt et al. (2005) motivated the use of this profile by the DM N-body simulations. The rotation curves in the inner part of the Galaxy are dominated by the luminous matter and don't constrain significantly the DM distribution (e.g., Dehnen & Binney (1998) see also Salucci et al. (2007) for a recent fit with a less cuspy profile). In any case, the spectrum of photons in the γ -ray haze window is not sensitive to the choice of DM profile.

The total power released by annihilating DM is

$$W_{\text{DM}} = \frac{1}{2} \int \frac{\rho_{\text{DM}}^2}{M_{\text{DM}}^2} \langle \sigma v \rangle_0 2M_{\text{DM}} 4\pi r^2 dr. \quad (11)$$

For a DM particle with the mass $M_{\text{DM}} = 300$ GeV and the rest of the parameters described above, the total power from annihilating DM within 20 kpc from GC is

$$W_{\text{DM}} \sim 2 \times 10^{37} \text{ erg/s}, \quad (12)$$

which is about 5 times smaller than the total power in the γ -ray haze. Based on this crude estimate we already expect that without boost factors this DM model will not explain the γ -ray haze at all energies but it can be significant at some energies provided that the production of high energy photons is efficient.

For the propagation of e^\pm in the interstellar medium we use GALPROP (Strong et al. 2007; Moskalenko & Strong 1999), with the interstellar radiation field model of Porter & Strong (2005). We assume the following magnetic field model

$$B(R, z) = B_0 \text{Exp} \left(\frac{R_\odot - R}{R_c} \right) \text{Exp} \left(-\frac{z}{z_c} \right), \quad (13)$$

where $B_0 = 5 \mu\text{G}$ is the value for the total (combined random and large scale “ordered”) local magnetic field. $R_c = 4.5$ kpc and $z_c = 2.0$ kpc are the characteristic scales along R and z directions respectively and $R_\odot = 8.5$ kpc.

Our main result is shown in Figure 1. In order to explain the γ -ray haze, we add the direct emission of pulsed γ -rays from MSPs, the ICS photons from MSP and DM electrons, and prompt γ -ray emission from annihilating DM. The prompt γ -ray emission from annihilating DM becomes comparable to ICS photons from MSP electrons around 100 GeV. The bump in the γ -ray haze spectrum around 4 GeV is naturally explained with the pulsed γ -ray emission from MSPs. The ICS photons have a very flat spectrum and do not explain this feature. We also compare the synchrotron radiation with the microwave haze data (Finkbeiner 2004). We add the synchrotron from MSP and DM electrons together with a constant a priori unknown offset. Our model seems to give synchrotron radiation that is less cuspy than the microwave haze data. The deviation happens below 10 degrees which corresponds to a distance of about 1.5 kpc from the GC where our mass distribution in Equation (7) may be invalid. We also expect some contribution from sources in the bulge which may provide cusper latitudinal profile of synchrotron radiation than the one presented in Figure 1.

In this example, we need about 3×10^4 MSPs in the Milky Way halo which corresponds to $(1 - 2) \times 10^3$ MSPs in the γ -ray haze “window”. The question is whether it is possible to distinguish between the γ -ray flux from MSPs and the diffuse ICS photons. The flux from an average MSP with pulsed γ -ray luminosity $L_\gamma \sim 10^{33}$ erg/s at a distance of 8.5 kpc from

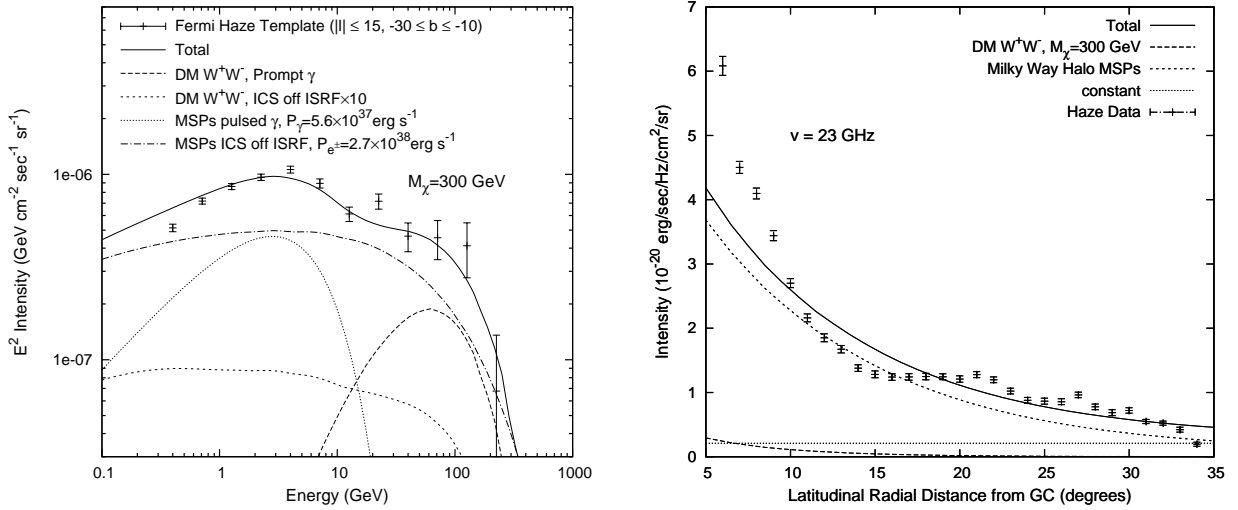


Fig. 1.— Left: contribution of pulsed γ -ray emission from MSPs, prompt γ -ray emission from annihilating DM, and ICS off MSP and DM electrons to the γ -rays haze spectrum. Right: corresponding contribution of the synchrotron radiation from the electrons to the microwave haze at 23 GHz. The parameters for the pulsed γ -ray emission are $n_\gamma = 1.3$, $E_{\text{cut}_\gamma} = 4$ GeV. The MSP e^+e^- injection spectrum parameters are $n_e = 1.3$, $E_{\text{cut}_e} = 300$ GeV. The dark matter has a mass $M_{\text{DM}} = 300$ GeV and annihilates into W^+W^- with $\langle\sigma v\rangle_0 = 3.0 \times 10^{-26} \text{cm}^3 \text{s}^{-1}$. The spacial distribution of MSPs and DM is discussed in the text. We use $R_c = 2$ kpc for the distribution of MSPs. The total power in pulsed γ -rays and in e^+e^- emission from MSPs is $W_\gamma = 5.6 \times 10^{37}$ erg/s and $W_{e^\pm} = 2.7 \times 10^{38}$ erg/s respectively. For a mean $L_{\text{MSP}} \sim 2 \times 10^{34}$ erg/s it corresponds to about 3×10^4 halo MSPs with average conversion efficiencies $\eta_\gamma \approx 0.1$ and $\eta_{e^\pm} \approx 0.5$.

the Earth is $\lesssim 10^{-12} \text{erg s}^{-1} \text{cm}^{-2}$, which is less than the *Fermi* sensitivity for a detection of a point source with 8σ significance even after a year of observation.¹ One can also use more sophisticated methods to distinguish between the point sources and the diffuse background without point source identification (Slatyer & Finkbeiner 2009). The problem is that the expected typical separation between MSPs in the γ -ray haze “window” is comparable to the *Fermi*-LAT point spread function at energies < 10 GeV (Rando 2009). Consequently, it seems implausible that one will be able to distinguish between the γ -ray emission from MSPs and the diffuse ICS photons using available γ -ray observations.

Let us argue now that a population of 3×10^4 MSPs in the Milky Way halo is not inconsistent with the properties of currently known MSPs. Since the luminosity of MSPs

¹ *Fermi*-LAT performance: http://www-glast.slac.stanford.edu/software/IS/glast_lat_performance.htm

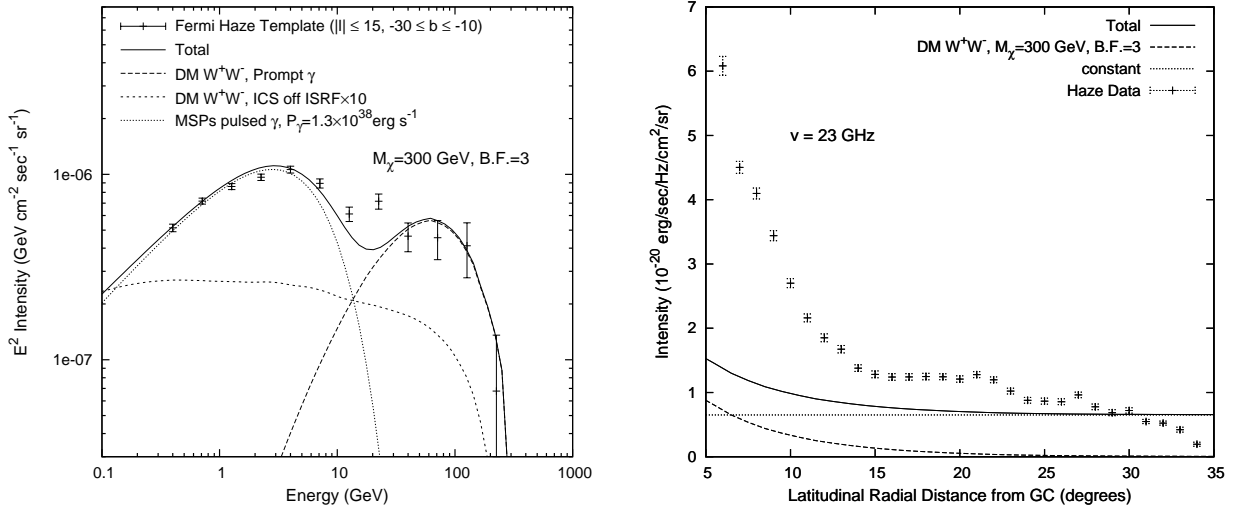


Fig. 2.— The same as in Figure 1 but without MSP electrons. For the γ -ray haze, we need about 2.3 more power in pulsed γ -ray emission and a boost factor of 3 for the DM relative to Figure 1. For a mean luminosity in pulsed γ -rays $L_{\gamma \text{ MSP}} \sim 2 \times 10^{33}$ erg/s it corresponds to a population of about 6×10^4 MSPs in the Milky Way halo which is slightly higher than the upper bound in (5).

is generally very low, most of the observed MSPs are within $\sim 1 - 2$ kpc from the Earth. Thus, we cannot directly observe the halo MSPs at large heights above the disk and the only parameter that can effectively distinguish a halo MSP from a disk MSP is the velocity relative to the Sun. Based on the force in the vertical direction at $R = R_\odot$, $z = 1.1$ kpc (Kuijken & Gilmore 1991) $K_{z,1.1} = 2G \times (71 \pm 6) M_\odot \text{pc}^{-2}$, we can estimate the escape velocity $v_{\text{esc}} \sim 100$ km/s. Pulsars with the transverse velocity $v_{\text{tr}} \gg v_{\text{esc}}$ can be attributed to the halo population.

According to the ATNF catalogue (Manchester et al. 2004), there are about 3 MSPs with $v_{\text{tr}} \gtrsim 200$ km/s at a distance $r \sim 1$ kpc from the Earth (e.g., B1957+20, J1909-3744, and B1257+12). This is consistent with the local number density that follows from the distribution in Equation (7) $n_{\text{halo MSP}} \sim 3 \text{ kpc}^{-3}$. One should also take into account that not all local MSPs can be observed due to beaming of the radio emission. The local MSP number density that we need is significantly larger than the one estimated by Cordes & Chernoff (1997), $n_h < 0.4 \text{ kpc}^{-3}$ at 90% confidence. We believe that this discrepancy may be due to the small velocity dispersion $\sigma_v = 53$ km/s in the sample of MSPs used by Cordes & Chernoff (1997). This velocity dispersion implies that the probability to have $v_{\text{tr}} > 200$ km/s is less than 10^{-3} which is inconsistent with a few MSPs out of about 100 in the ATNF catalogue that have $v_{\text{tr}} > 200$. The analysis of Lyne et al. (1998) give $\sigma_v = (80 \pm 20)$ km/s which corresponds

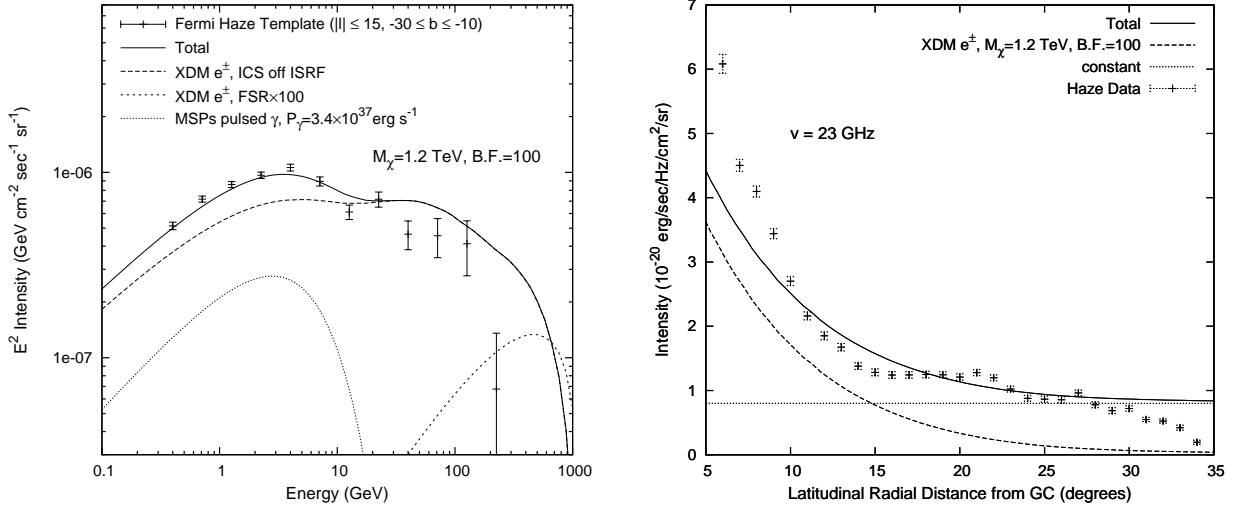


Fig. 3.— Pulsed γ -ray emission from MSPs and DM with e^+e^- annihilation mode. This DM model was used by Cholis et al. (2009a) to fit the local e^+e^- cosmic rays experiments. The spectrum of ICS photons is too flat to reproduce the bump around 4 GeV. As a result, a contribution of γ -rays from a population of about 2×10^4 MSPs in the Milky Way halo is necessary.

to the probability $P(v_{\text{tr}} > 200 \text{ km/s}) \approx 4\%$. This probability is consistent both with the currently observed MSPs and with the local halo MSP number density $n_{\text{halo MSP}} \sim 3 \text{ kpc}^{-3}$ relative to the disk MSP number density $n_{\text{disk MSP}} \sim 40 \text{ kpc}^{-3}$ (Cordes & Chernoff 1997).

In Figure 2 we consider the case that MSPs do not emit enough electrons and fit the γ -ray haze data with the pulsed emission from MSPs and with DM annihilation products. In this case we need a rather mild boost factor $\text{BF} = 3$. For the microwave haze data we need a significantly larger constant offset than in Figure 1 and the shape of the microwave haze is not fit nicely due to the small production rate of e^+e^- by annihilating DM in this case.

In both of the cases considered above the e^+e^- emission from MSPs and DM is too small to significantly contribute to local e^+e^- fluxes. In particular, we need to assume that the rising positron fraction in *PAMELA* experiment (Adriani et al. 2009) is due to a different astrophysical source, such as young radio pulsars (Hooper et al. 2009; Yüksel et al. 2009; Profumo 2008; Malyshev et al. 2009).

In the case when e^+e^- emission from MSPs is small, one can also consider DM particles that predominantly annihilate into leptons with large boost factors. As an example, we study a DM model (Arkani-Hamed et al. 2009) used to explain the local e^+e^- fluxes (Cholis et al.

2009a). The corresponding γ -rays signal is shown in Figure 3. The ICS photons have a flat spectrum and cannot explain the bump around 4 GeV which can be produced by pulsed γ -ray emission from about 20 000 MSPs in the Milky Way halo. Another possibility is to consider a model with more than one species of DM particles (e.g., Cholis & Weiner 2009).

In Figures 4 and 5 we address the question whether the observationally unknown parameters used in Figure 1 were fine tuned. In particular, we study the dependence on the index and cutoff of e^+e^- injection spectrum from MSPs, on the scaling radius of the MSP distribution R_c , on the DM mass, and on the DM annihilation channel². We show that rather large changes of these parameters do not change our conclusions.

In this paper we have studied possible contributions to the γ -ray *Fermi* haze. We have shown that two major contributions may come from the millisecond pulsars and annihilating dark matter. The electron and positron emission from MSPs is uncertain and we considered two cases. In the first case, we assume that a large part of MSP spin-down luminosity is transformed in the e^+e^- flux. In this case, a population of 3×10^4 MSPs in the Milky Way halo can explain the γ -ray haze if about 50% of the MSPs spin-down is transformed into e^+e^- and about 10% is transformed in pulsed γ -rays. The synchrotron emission from MSP electrons is consistent with the *WMAP* microwave haze data as well. Prompt γ -ray emission from a DM particle annihilating into W^+W^- contributes significantly around 100 GeV. In the second case, we assumed that practically no MSP spin-down energy goes into e^+e^- . The γ -ray haze can be explained by the pulsed γ -rays from MSPs and a DM particle annihilating into W^+W^- with a boost factor 3. However, the synchrotron emission (of e^+e^- from our assumed DM model) is insufficient to explain the microwave haze data. Another alternative to explain the γ -haze in the case of small e^+e^- emission from MSPs is DM particles with leptonic annihilation modes and boost factors of order 100 together with pulsed γ -rays from MSPs. The last scenario is also consistent with the *WMAP* microwave haze data.

² We show two cases of annihilation channels $\chi\chi \rightarrow W^+W^-$ and $\chi\chi \rightarrow b\bar{b}$. The annihilation channel $\chi\chi \rightarrow \tau^+\tau^-$ has a similar γ -ray spectrum to $\chi\chi \rightarrow W^+W^-$ but the number of high energy photons is lower by about a factor of 4. The channel $\chi\chi \rightarrow ZZ$ produces a softer γ -ray spectrum than $\chi\chi \rightarrow W^+W^-$, as a result, a higher M_{DM} will be needed to account for the high energy part of the γ -ray haze.

Acknowledgments.

The authors are thankful to Greg Dobler, Claude-André Faucher-Giguère, Douglas Finkbeiner, Andrei Gruzinov, Mario Juric, Daniel Kasen, Andrew MacFadyen, Neal Weiner, Adi Zolotov for valuable discussions and comments. This work is supported in part by the Russian Foundation of Basic Research under Grant No. RFBR 10-02-01315 (DM), by the NSF Grant No. PHY-0758032 (DM), by DOE OJI Grant No. DE-FG02-06E R41417 (IC), by the Mark Leslie Graduate Assistantship (IC), and by the NSF Astronomy and Astrophysics Postdoctoral Fellowship under Grant No. AST-0702957 (JDG).

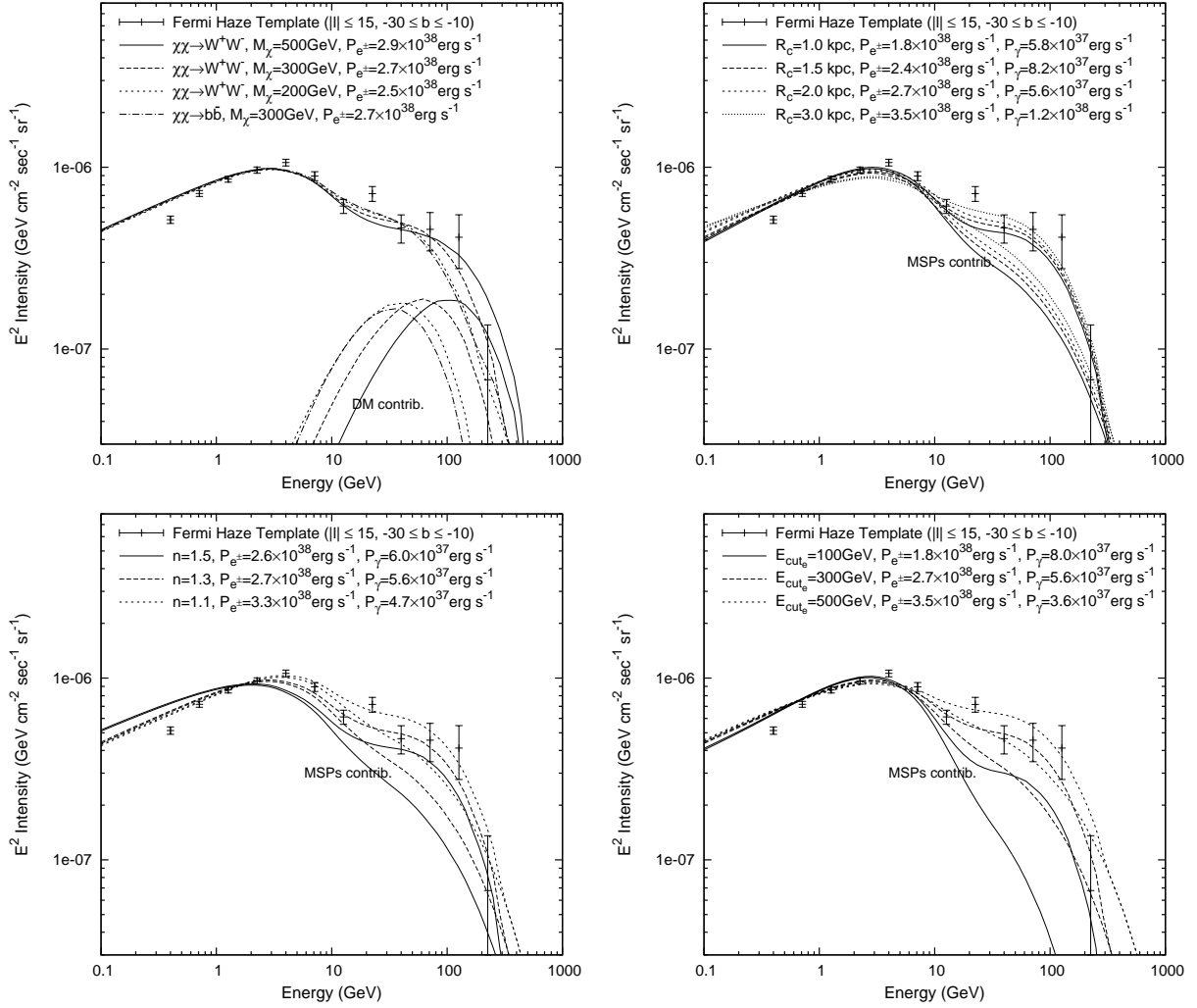


Fig. 4.— Fits to γ -ray haze data from Milky Way halo MSPs and DM with varying parameters. In each plot we present both the combined contribution from MSPs and DM and the contribution of the component whose properties we vary in each case. The reference model is as shown in Figure 1. DM has a mass of 300 GeV and annihilates via $\chi\chi \rightarrow W^+W^-$ with $\langle\sigma v\rangle = 3 \times 10^{-26} \text{ cm}^3 \text{ s}^{-1}$. The MSPs have distribution profile $\rho_{MSP} \sim 1/(r + R_c)^3$, where $R_c = 2\text{kpc}$. The MSP e^+e^- reference injection parameters are $n_e = 1.3$, $E_{cut_e} = 300 \text{ GeV}$. The pulsed γ -ray emission parameters are $n_\gamma = 1.3$, $E_{cut_\gamma} = 4 \text{ GeV}$. Upper left: varying DM mass $M_{DM} = 200, 300, 500 \text{ GeV}$ for $\chi\chi \rightarrow W^+W^-$ and $M_\chi = 300 \text{ GeV}$ for $\chi\chi \rightarrow b\bar{b}$. Upper right: varying scaling radius R_c of MSPs distribution profile. Lower left: varying MSPs electron injection (and γ -ray) index ($n = n_e = n_\gamma$). Lower right: varying MSPs electron injection cut-off E_{e0} . On each plot there are two lines of the same type: two solid lines, two dashed lines, two dotted lines etc. The lower one has only MSPs or only DM contribution while the upper one has MSPs plus DM contributions.

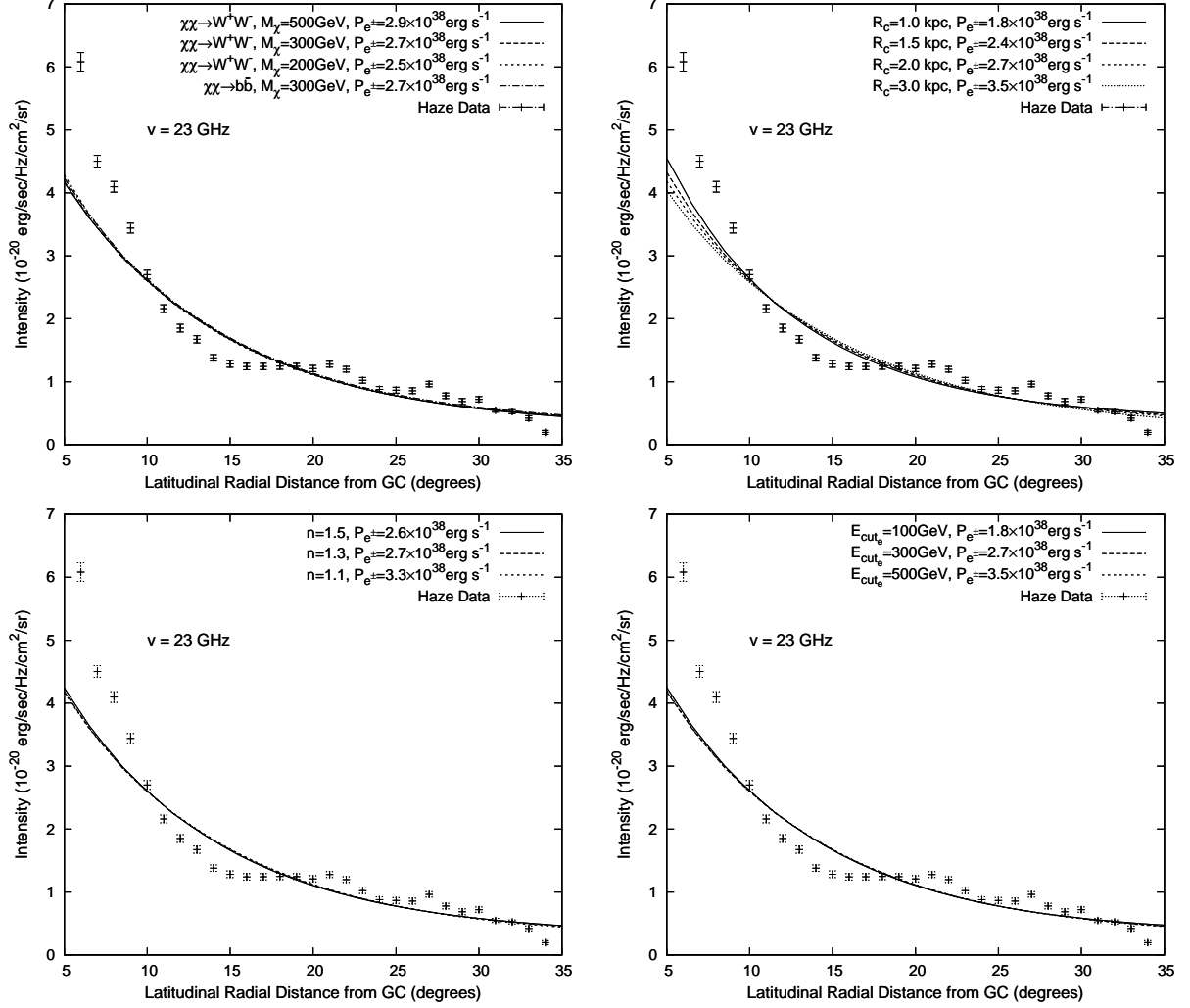


Fig. 5.— Fits to *WMAP* microwave haze data from Milky Way halo MSPs and DM with the same parameters as in Figure 4.

REFERENCES

- Abdo, A. A., et al. 2009a, *Science*, 325, 848
- . 2009b, *Science*, 325, 845
- Adriani, O., et al. 2009, *Nature*, 458, 607
- Arkani-Hamed, N., Finkbeiner, D. P., Slatyer, T. R., & Weiner, N. 2009, *Phys. Rev. D*, 79, 015014
- Atoyan, A. M., & Aharonian, F. A. 1996, *MNRAS*, 278, 525
- Bell, E. F., et al. 2008, *ApJ*, 680, 295
- Berezhko, E. G., & Völk, H. J. 2008, *A&A*, 492, 695
- Bezanson, R., van Dokkum, P. G., Tal, T., Marchesini, D., Kriek, M., Franx, M., & Coppi, P. 2009, *ApJ*, 697, 1290
- Binney, J., & Tremaine, S. 2008, *Galactic dynamics* (Princeton, N.J. : Princeton University Press)
- Bullock, J. S., & Johnston, K. V. 2005, *ApJ*, 635, 931
- Catena, R., & Ullio, P. 2009, *ArXiv:0907.0018*
- Chen, K., & Ruderman, M. 1993, *ApJ*, 402, 264
- Cholis, I., Dobler, G., Finkbeiner, D. P., Goodenough, L., & Weiner, N. 2009a, *Phys. Rev. D*, 80, 123518
- Cholis, I., Goodenough, L., & Weiner, N. 2009b, *Phys. Rev. D*, 79, 123505
- Cholis, I., & Weiner, N. 2009, *ArXiv:0911.4954*
- Cordes, J. M., & Chernoff, D. F. 1997, *ApJ*, 482, 971
- Dehnen, W., & Binney, J. 1998, *MNRAS*, 294, 429
- Dobler, G., Finkbeiner, D. P., Cholis, I., Slatyer, T. R., & Weiner, N. 2009, *ArXiv:0910.4583*
- Dwek, E., et al. 1995, *ApJ*, 445, 716

- Faucher-Giguère, C., & Kaspi, V. M. 2006, *ApJ*, 643, 332
- Faucher-Giguère, C., & Loeb, A. 2010, *Journal of Cosmology and Astro-Particle Physics*, 1, 5
- Ferrario, L., & Wickramasinghe, D. 2007, *MNRAS*, 375, 1009
- Finkbeiner, D. P. 2004, *ApJ*, 614, 186
- Finkbeiner, D. P., & Weiner, N. 2007, *Phys. Rev. D*, 76, 083519
- Font, A. S., Johnston, K. V., Bullock, J. S., & Robertson, B. E. 2006, *ApJ*, 638, 585
- Harris, W. E. 1996, *AJ*, 112, 1487
- Hisano, J., Matsumoto, S., Nojiri, M. M., & Saito, O. 2005, *Phys. Rev. D*, 71, 063528
- Hooper, D., Blasi, P., & Dario Serpico, P. 2009, *Journal of Cosmology and Astro-Particle Physics*, 1, 25
- Jurić, M., et al. 2008, *ApJ*, 673, 864
- Kargaltsev, O., Pavlov, G. G., & Garmire, G. P. 2006, *ApJ*, 646, 1139
- Kobayashi, T., Komori, Y., Yoshida, K., & Nishimura, J. 2004, *Astrophys. J.*, 601, 340
- Kuhlen, M., Madau, P., & Silk, J. 2009, *Science*, 325, 970
- Kuijken, K., & Gilmore, G. 1989, *MNRAS*, 239, 571
- . 1991, *ApJ*, 367, L9
- Lorimer, D., & Kramer, M. 2005, *Handbook of pulsar astronomy* (Cambridge, UK; New York: Cambridge University Press)
- Lyne, A. G., et al. 1998, *MNRAS*, 295, 743
- Malyshev, D., Cholis, I., & Gelfand, J. 2009, *Phys. Rev. D*, 80, 063005
- Manchester, R., Hobbs, G., Teoh, A., & Hobbs, M. 2004, *ArXiv:astro-ph/0412641*
- Merritt, D., Navarro, J. F., Ludlow, A., & Jenkins, A. 2005, *ApJ*, 624, L85
- Moskalenko, I. V., & Strong, A. W. 1999, *Phys. Rev. D*, 60, 063003

- Porter, T. A., & Strong, A. W. 2005, in International Cosmic Ray Conference, Vol. 4, International Cosmic Ray Conference, 77–+
- Profumo, S. 2008, ArXiv:0812.4457
- Rando, R. 2009, for the Fermi LAT Collaboration, ArXiv:0907.0626
- Salucci, P., Lapi, A., Tonini, C., Gentile, G., Yegorova, I., & Klein, U. 2007, MNRAS, 378, 41
- Slatyer, T. R., & Finkbeiner, D. P. 2009, ArXiv:0910.0482
- Springel, V., et al. 2008, Nature, 456, 73
- Stappers, B. W., Gaensler, B. M., Kaspi, V. M., van der Klis, M., & Lewin, W. H. G. 2003, Science, 299, 1372
- Story, S. A., Gonthier, P. L., & Harding, A. K. 2007, ApJ, 671, 713
- Strong, A. W., Moskalenko, I. V., & Ptuskin, V. S. 2007, Annual Review of Nuclear and Particle Science, 57, 285
- Sullivan, M., et al. 2006, ApJ, 648, 868
- Yüksel, H., Kistler, M. D., & Stanev, T. 2009, Physical Review Letters, 103, 051101
- Zeldovich, Y. B., Klypin, A. A., Khlopov, M. Y., & Chechetkin, V. M. 1980, Sov. J. Nucl. Phys., 31, 664
- Zirakashvili, V. N., & Aharonian, F. A. 2010, ApJ, 708, 965
- Zolotov, A., Willman, B., Brooks, A. M., Governato, F., Brook, C. B., Hogg, D. W., Quinn, T., & Stinson, G. 2009, ApJ, 702, 1058