

Final state interactions and CP violation in B decays to three pseudoscalars *

R. Kamiński^a, B. El Bennich^b, A. Furman^c, L. Leśniak^a, B. Loiseau^d, B. Moussallam^e

^a*Henryk Niewodniczański Institute of Nuclear Physics, Polish Academy of Sciences,
ul. Radzikowskiego 152, 31-342 Kraków, Poland,*

^b*Physics Division, Argonne National Laboratory, Argonne, Illinois, 60439, USA,*

^c*ul. Bronowicka 85/26, 30-091 Kraków, Poland,*

^d*Laboratoire de Physique Nucléaire et de Hautes Énergies
(IN2P3–CNRS–Universités Paris 6 et 7),*

Groupe Théorie, Université Pierre et Marie Curie, 4 place Jussieu, 75252 Paris, France,

^e*Groupe de Physique Théorique, Institut de Physique Nucléaire (IN2P3–CNRS),
Université Paris-Sud 11, 91406 Orsay Cedex, France*

Abstract

We study CP violation and final state interactions between pions and kaons in B^+ , B^- , $-B^0$ and \bar{B}^0 decays into $K\pi\pi$. The weak transition amplitudes consist of two terms: the first part is derived in QCD factorization approach and the second one is a phenomenological long-distance charming penguin contribution. The final state $K\pi$ interactions in S - and P -waves are described by strange scalar and vector form factors, respectively. These are determined using a unitary coupled channel model together with chiral symmetry and asymptotic QCD constraints. The final state interactions are dominated by presence of the scalar $K_0^*(1430)$ and the vector $K^*(892)$ resonances. We show that additional charming penguin amplitudes are needed to reproduce the latest experimental $K\pi$ effective mass and helicity angle distributions, branching fractions and asymmetries obtained by Belle and BaBar collaborations.

1 Introduction

Recent detailed Dalitz plot analyzes for different $B \rightarrow K\pi^+\pi^-$ decays were performed by BaBar and Belle collaborations [1, 2, 3, 4, 5]. New and rich data on $K\pi$ effective mass ($m_{K\pi}$) and helicity angle distributions, branching fractions and CP asymmetries have been delivered. The effective mass distributions show distinct accumulation of events below 2 GeV around the scalar $K_0^*(1430)$ and the vector $K^*(892)$ resonances. In experimental analyzes the event distributions have been studied using the isobar model with decay amplitudes parameterized by sums of Breit-Wigner terms and a background. In [3, 4] an effective range component has been introduced in the $K\pi$ S -wave amplitude.

In this short report we present main results of our work on B decays into three mesons, $B \rightarrow K\pi^+\pi^-$, with final state interactions between kaons and pions in the S - and P -waves [6]. In our analysis we restrict ourselves to the low effective $K\pi$ mass region $m_{K\pi} < 2$ GeV where most of the $K\pi$ resonant structures are seen. It is reasonable to expect that in such a kinematical configuration three-body interactions are suppressed. This allows us to grant the validity of quasi two-body factorization approach. We also assume that the $K\pi$ pairs originate from a quark-antiquark state. Main assumption in our approach is, however, that the corrections to factorization can be absorbed into

*This work has been supported in part by the Polish Ministry of Science and Higher Education (grant No N N202 248135) and by the IN2P3-Polish Laboratories Convention (project No 08-127).

$m_{K\pi}$ independent modifications of the QCD Wilson coefficients. We take parts of these corrections from quasi-two-body calculations and append a phenomenological part.

In the factorization approach the decay amplitudes can be expressed as a product of the effective QCD part and the two matrix elements of the vector currents which involve two functions of $m_{K\pi}^2$: the strange scalar and the vector form factors. The introduction of form factors, constrained by theory and experiments other than B decays, is an alternative to the isobar model often used in experimental analyzes. This latter approximation violates unitarity what can, for example, lead to a distortion of information on resonances present in the final states.

2 Theoretical model

The weak amplitudes for the B^\pm , B^0 and \bar{B}^0 decays, have one term derived in the QCD factorization, and the second one being a phenomenological contribution to the penguin amplitudes. For example, the $K\pi$ S -wave contribution to the $B^- \rightarrow K^- \pi^+ \pi^-$ decay amplitude reads (expressions for other B decay amplitudes can be found in [6]):

$$\begin{aligned} \mathcal{A}_S^-(m_{K\pi}^2) = & \frac{G_F}{\sqrt{2}} (M_B^2 - m_\pi^2) \frac{m_K^2 - m_\pi^2}{m_{K\pi}^2} f_0^{B^- \pi^-}(m_{K\pi}^2) f_0^{K^- \pi^+}(m_{K\pi}^2) \\ & \times \left\{ \lambda_u \left(a_4^u(S) - \frac{a_{10}^u(S)}{2} + c_4^u \right) + \lambda_c \left(a_4^c(S) - \frac{a_{10}^c(S)}{2} + c_4^c \right) \right. \\ & \left. - \frac{2m_{K\pi}^2}{(m_b - m_d)(m_s - m_d)} \times \left[\lambda_u \left(a_6^u(S) - \frac{a_8^u(S)}{2} + c_6^u \right) + \lambda_c \left(a_6^c(S) - \frac{a_8^c(S)}{2} + c_6^c \right) \right] \right\}, \end{aligned} \quad (1)$$

where the a_i ($i = 4, 6, 8, 10$) are the leading order factorization coefficients with $O(\alpha_s)$ vertex and penguin corrections added in the quasi-two-body approximation of pseudoscalar-scalar or pseudoscalar-vector final states. The c_i coefficients are additional phenomenological complex parameters fitted to the experimental data. They can be interpreted as contributions from charming penguins, hard spectator interaction in the perturbative regime and as annihilation terms. G_F denotes the Fermi coupling constant, M_B , m_K and m_π are the masses of the charged B mesons, kaons and pions, $f_0^{B^- \pi^-}(m_{K\pi}^2)$ and $f_0^{K^- \pi^+}(m_{K\pi}^2)$ are the B^- to π^- and the $K\pi$ scalar form factors respectively and m_b , m_s and m_d are b , s and d quark masses. The $\lambda_u = V_{ub}V_{us}^*$ and $\lambda_c = V_{cb}V_{cs}^*$ are products of the Cabibbo-Kobayashi-Maskawa quark-mixing matrix elements $V_{qq'}$. As we have shown in [6], the $m_{K\pi}^2$ dependence of the S -wave amplitude (3rd line of the Eq. (1)) plays an important role in the description of the sizable enhancement in the $K\pi$ mass distributions below 1 GeV. In the isobar model the corresponding $m_{K\pi}$ dependence is approximated by one fitted constant parameter. Such approximation may not be very good for the wide $K_0^*(1430)$ resonance since the value of $m_{K\pi}^2$ varies by a factor almost equal to 10 from the $K\pi$ threshold to the limit of our calculations about 1.8 GeV.

The scalar and vector $K\pi$ form factors are connected to the scattering amplitudes in the S - and P -waves via unitarity relations. In the S -wave we treat two coupled $K\pi$ and $K\eta'$ channels and in the P -wave three ones: $K\pi$, $K^*\pi$ and $K\rho$. The corresponding scattering amplitudes are constrained by experimental data, especially by the LASS results obtained at SLAC, and by theoretical constraints at low effective mass. The Muskhelishvili-Omnès equations are used to calculate the $K\pi$ form factors.

3 Numerical results

The $K\pi$ effective mass and helicity angle distributions, branching fractions, CP asymmetries and the phase difference between the B^0 and \bar{B}^0 decay amplitudes to $K^*(892)\pi$ are calculated from our model and fitted, using the minimization program with four phenomenological free parameters $c_{4,6}^{u,c}$, to 319 data obtained by BaBar and Belle collaborations. Branching fractions play a special role as they determine the absolute size of the decay amplitudes. As an input we use the branching fractions for the $B \rightarrow K^*(892)\pi$ decays which are well determined since the $K\pi$ P -wave amplitude below 1 GeV is entirely dominated by the $K^*(892)$ resonance. Contrary to the P -wave amplitude, the S -wave

amplitude contains not only the resonant part related to the wide $K_0^*(1430)$ but also a very broad $K_0^*(800)$ below 1 GeV. This complexity of the S -wave results in different parameterizations of the amplitudes in the BaBar and Belle analyzes. Therefore we do not use the experimental branching fractions for the $B \rightarrow K_0^*(1430)\pi$, which are not well determined, being largely model dependent. Some of our model predictions for branching fractions in both waves are given in Table 1. These numbers have been calculated by integration of the double differential branching fractions in limited ranges of $m_{K\pi}$ around the $K_0^*(1430)$ and $K^*(892)$ resonances. The model branching fractions for the $B \rightarrow K^*(892)\pi$ decays agree quite well with the corresponding experimental values within their errors. If the phenomenological parameters c_i^p ($i = 4, 6$ and $p = u, c$) are equal to zero, than the theoretical branching fractions for the P -wave are 4-5 times smaller than the experimental ones and those for the S -wave differ by a factor of 2. One can notice that the theoretical results for the S -wave are lower than the experimental data, being substantially smaller than the Belle results but closer to the BaBar numbers.

Table 1: Branching fractions averaged over charge conjugate $B \rightarrow K\pi\pi$ decays in units of 10^{-6} . $(K^+\pi^-)_P$ and $(K^+\pi^-)_S$ denote the $(K^+\pi^-)$ pair in P -wave and S -wave, respectively. The values of the model, calculated by the integration over the given $m_{K\pi}$ range, are compared to the corresponding Belle [1, 2] and BaBar [3, 4] results. The model errors are the phenomenological parameter uncertainties found in the minimization procedure.

decay mode	$m_{K\pi}$ range (GeV)	Belle	BaBar	our model
$B^+ \rightarrow (K^+\pi^-)_P \pi^-$	(0.82, 0.97)	5.35 ± 0.59	5.98 ± 0.75	5.73 ± 0.14
$B^0 \rightarrow (K^0\pi^+)_P \pi^-$	(0.82, 0.97)	4.65 ± 0.77	6.47 ± 0.75	5.42 ± 0.16
$B^+ \rightarrow (K^+\pi^-)_S \pi^-$	(0.64, 1.76)	27.0 ± 2.5	22.5 ± 4.6	16.5 ± 0.8
$B^0 \rightarrow (K^0\pi^+)_S \pi^-$	(0.64, 1.76)	26.0 ± 3.4	17.3 ± 4.6	15.8 ± 0.7

In Table 2 we present comparison of our results for the CP asymmetries with experimental ones. For $B^- \rightarrow (K^-\pi^+)_P \pi^-$ decays our asymmetries lie between those of Belle and BaBar. The results for $B^- \rightarrow (K^-\pi^+)_S \pi^-$ and for $\bar{B}^0 \rightarrow (\bar{K}^0\pi^-)_S \pi^+$ decays agree with the experimental values of both collaborations.

Table 2: Direct CP asymmetries averaged over charge conjugate reactions. The values of the model, calculated over the indicated $m_{K\pi}$ range, are compared to the Belle [1] and BaBar [3, 4] results. The model errors are the phenomenological parameter uncertainties found in the minimization procedure.

Decay mode	$m_{K\pi}$ range (GeV)	Belle	BaBar	our model
$B^- \rightarrow (K^-\pi^+)_P \pi^-$	(0.82, 0.97)	-14.9 ± 6.8	3.2 ± 5.4	-2.5 ± 1.3
$B^0 \rightarrow (K^0\pi^-)_P \pi^+$	(0.82, 0.97)	— — —	14 ± 12	-19.6 ± 3.0
$B^- \rightarrow (K^-\pi^+)_S \pi^-$	(1.0, 1.76)	7.6 ± 4.6	3.2 ± 4.6	5.4 ± 1.0
$\bar{B}^0 \rightarrow (\bar{K}^0\pi^-)_S \pi^+$	(1.0, 1.76)	— — —	17 ± 26	-0.2 ± 1.3

The fit on the model parameters leads to a good agreement with the experimental data, particularly for the kaon-pion effective mass and helicity angle distributions. Examples of these results are presented in Figs 1 and 2.

In Fig. 3 we show decomposition of the averaged $m_{K\pi}$ distributions of the charged B meson decays into a resonant, background and interference terms. We compare these components calculated using our amplitudes and the BaBar's LASS parameterization. The background part in our approach is several times smaller than that effective range term in experimental analyzes. Worthy of note is the fact that interference parts have very different sizes and even different signs after integration over $m_{K\pi}$.

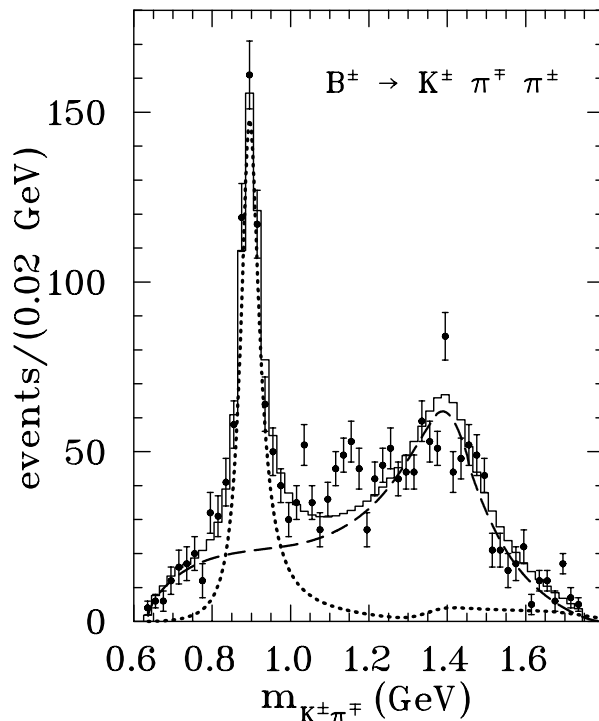


Figure 1: The $K^\pm\pi^\mp$ effective mass distributions in the $B^\pm \rightarrow K^\pm\pi^\mp\pi^\pm$ decays from the fit to the experimental data [1]. The dashed line corresponds to the S -wave contribution of our model, the dotted line that of the P -wave and the histogram represents the coherent sum of the S - and P -wave contributions.

4 Conclusions

We have shortly presented main results of our analysis of the $K\pi$ interactions in the $B \rightarrow K\pi^+\pi^-$ decays with $K\pi$ pairs in the S - and P -waves. In our approach sufficiently good description of experimental data can be achieved after introduction of four complex phenomenological coefficients into amplitudes. These additional parameters are added to the QCD factorization coefficients and can be interpreted as coming from long-distance charming penguin amplitudes, hard spectator and weak annihilation contributions.

We have shown that the $K\pi$ P -wave amplitude is entirely dominated by $K^*(892)$ whereas the S -wave with the wide resonance $K_0^*(1430)$ and the very wide enhancement below 1 GeV (often interpreted as the $K_0^*(800)$ meson) is more complex. In order to correctly account for these resonances we use scalar and vector form factors in the S - and P -waves instead of the Breit-Wigner amplitudes, often employed in the isobar model. This leads to the background term in the effective mass distributions which is several times smaller than the one obtained in each experimental analysis.

We therefore propose to use in the future experimental analyzes the following parameterization of the S -wave $B \rightarrow (K\pi)_S\pi$ decay amplitude:

$$\mathcal{A}_S^- = f_0^{K\pi}(m_{K\pi}^2)(c_0/m_{K\pi}^2 + c_1), \quad (2)$$

where $f_0^{K\pi}$ is the scalar $K\pi$ form factor, while c_0 and c_1 are complex numbers to be fitted from the data. Numerical values of the complex scalar form factor can be provided on request.

Let us emphasize at the end that the amplitudes derived in our analysis [6] go beyond the two-body approach applied to such decays as $B \rightarrow K^*\pi$. We have proved that they correctly incorporate the two body final state interactions between K and π if the effective $K\pi$ mass in the three-body $B \rightarrow K\pi^+\pi^-$ decays is limited to about 2 GeV.

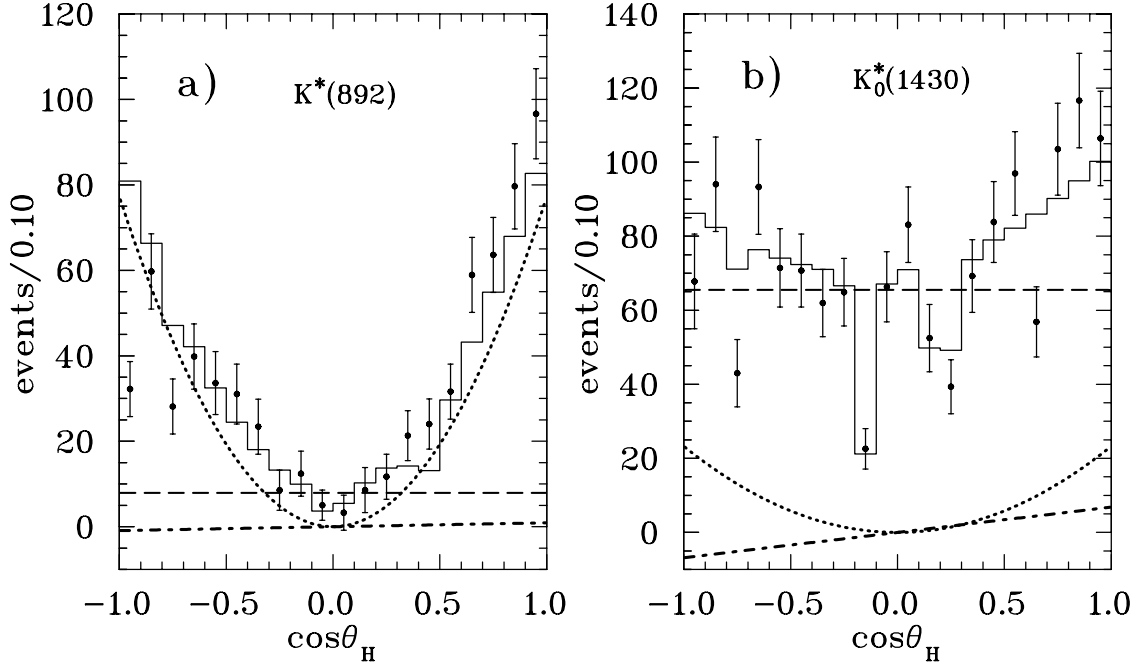


Figure 2: Helicity angle distributions for $B^\pm \rightarrow K^\pm \pi^\mp \pi^\pm$ decays calculated from the averaged double differential distribution integrated over $m_{K^\pm \pi^\mp}$ mass from 0.82 to 0.97 GeV in the $K^*(892)$ case a) and from 1.0 to 1.76 GeV in the $K_0^*(1430)$ case b). Data points are from Ref. [5]. Dashed lines represent the S -wave contribution of our model, dotted lines that of the P -wave and the dot-dashed lines that of the interference term. The histograms correspond to the sum of these three contributions.

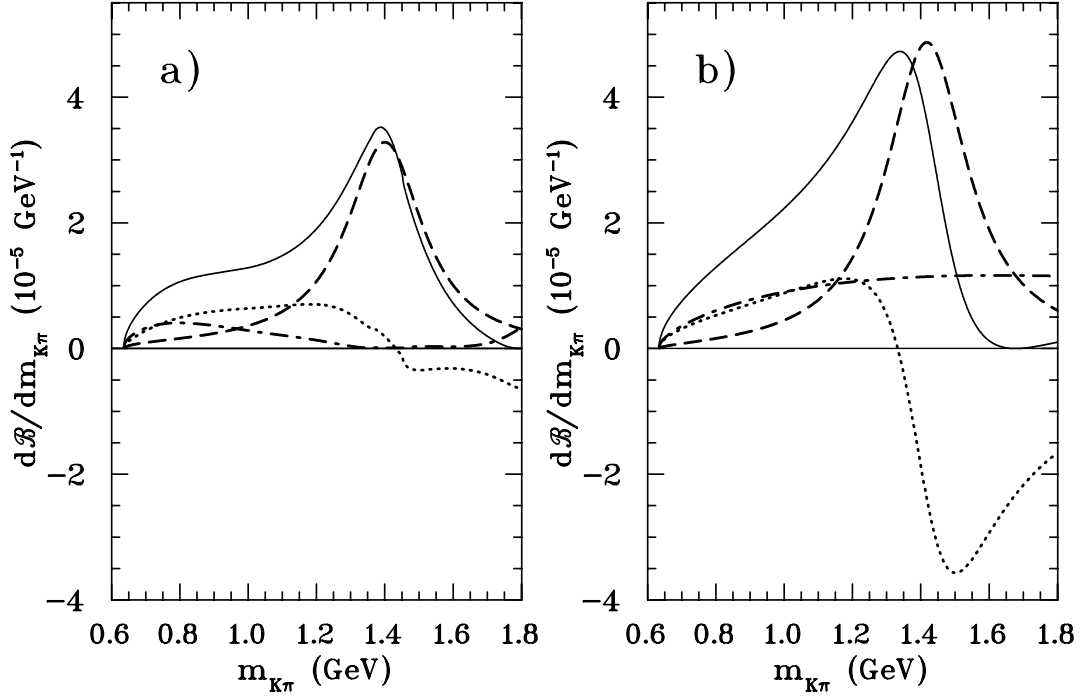


Figure 3: Different components of the averaged $m_{K\pi}$ distributions of the $B^\pm \rightarrow (K^\pm \pi^\mp)_S \pi^\pm$ decays for: a) our model and b) BaBar's LASS parameterization [3]. The dashed lines correspond to the resonant $K_0^*(1430)$ contributions, the dotted-dashed lines to the background, dotted lines to the interference and the solid lines to their sum.

References

- [1] A. Garmash *et al.* (Belle Collaboration), Phys. Rev. Lett. **96**, 251803 (2006),
A. Garmash *et al.* (Belle Collaboration), Phys. Rev. **D 71**, 092003 (2005).
- [2] A. Garmash *et al.* (Belle Collaboration), Phys. Rev. D **75**, 012006 (2007).
- [3] B. Aubert, *et al.* (BaBar Collaboration), Phys. Rev. D **78**, 012004 (2008).
- [4] B. Aubert, *et al.* (BaBar Collaboration), Phys. Rev. D **78**, 052005 (2008).
- [5] K. Abe *et al.* (Belle Collaboration), arXiv:hep-ex/0509001.
- [6] B. El-Bennich, A. Furman, R. Kamiński, L. Leśniak, B. Loiseau and B. Moussallam,
Phys. Rev. D **79**, 094005 (2009).