

UNIVERSALITY OF SLOW DECORRELATION IN KPZ GROWTH

IVAN CORWIN, PATRIK L. FERRARI, AND SANDRINE PÉCHÉ

ABSTRACT. Kardar, Parisi and Zhang (KPZ) proposed a stochastic PDE to explain the asymptotic space-time evolution of the height function for general randomly growing surfaces [25]. In $1 + 1$ dimensions significant progress has been made in rigorously understanding the scaling and limit processes for these growth models. For instance, as time t grows, fluctuations increase as $t^{1/3}$ and the (spatial) correlation length scales as $t^{2/3}$. It is of interest to understand the complete space-time correlations for which it is believed that one has to take a non-trivial scaling limit, with space scaled as $t^{2/3}$ and time as t^1 .

In this paper we provide strong evidence for this belief. We prove that a wide variety of KPZ class growth models display temporal slow decorrelation, which is to say that in time scales smaller than t^1 , the space-time fluctuations are effectively only spatial (with fluctuations persisting in time). This fact also allows us to extend the many fluctuation limit results to space-time regions where correlation functions are unknown.

Our proof of this scaling relationship uses the coupling methods introduced in [7] and applies to a wide variety of growth models including the totally and partially asymmetric simple exclusion process, first and last passage percolation, the polynuclear growth model and directed random polymers. In the case of the PNG model this result was proved in [18] by a different method requiring very fine estimates such as large deviations of transversal fluctuations which are both hard to prove and not generally available for other KPZ models.

1. INTRODUCTION

The classical paper of Kardar, Parisi and Zhang (KPZ) [25] proposed on physical grounds that a wide variety of irreversible stochastic growth surfaces should be governed by a single stochastic PDE (with two model dependent parameters $\nu, \lambda \neq 0$). Namely, let $x \mapsto h(x, t) \in \mathbb{R}$ be the height function at time t and position $x \in \mathbb{R}^d$, then the KPZ equation is

$$\frac{\partial h(x, t)}{\partial t} = \nu \Delta h(x, t) + \lambda |\nabla h(x, t)|^2 + \eta(x, t), \quad (1)$$

where $\eta(x, t)$ is a local noise term modeled by space-time white noise. Since then it has been of significant interest to make mathematical sense of this SPDE (which is ill-posed due to the non-linearity) and to find the solutions for large growth time t (regime where universality is expected to occur).

For the one-dimensional case, $d = 1$, the important developments in the past ten years have mainly avoided direct analysis of this equation and instead have focused on the plethora of discrete growth models which have the same physical properties modeled by the KPZ equation. The partially/totally asymmetric simple exclusion process (P/TASEP), last passage percolation (LPP), the corner growth model, and polynuclear growth (PNG)

Date: 5. April 2010.

1991 Mathematics Subject Classification. 82C22, 60K35.

Key words and phrases. Asymmetric Simple Exclusion Process, Interacting Particle Systems, Last Passage Percolation, Directed Polymers, KPZ.

model constitute those growth models for which rigorous height function fluctuation results have been proved. Very recently developments on the solution of the KPZ equation have been made, see Appendix A.

There generally exists an asymptotic shape \bar{h} for h ,

$$\bar{h}(v) := \lim_{t \rightarrow \infty} \frac{1}{t} h(vt, t), \quad (2)$$

which evolves according to a PDE. It is believed that under appropriate scaling limit the joint distribution of the fluctuations with respect to the limit shape behavior are governed by non-degenerate universal processes (depending on the intrinsic symmetries and a few classes of initial conditions). The main conceptual contribution of this paper is that we identify the scalings under which such a space-time limit can exist.

The fixed-time slice is fairly well understood for the KPZ models mentioned above. For such models, the scaling limit of the fluctuations has the form

$$\frac{h(vt + xt^\xi, t) - t\bar{h}(v + xt^{\xi-1})}{t^\chi}, \quad (3)$$

where v is the macroscopic location (or velocity), ξ the (spatial) correlation exponent and χ the fluctuation exponent. For $d = 1$, it was predicted by non-rigorous arguments (one-loop renormalization) that $\chi = 1/3$ and $\xi = 2/3$ (which satisfies the more general relation $\chi = 2\xi - 1$). These scalings have more recently been confirmed rigorously and the limiting processes have been identified in many cases (e.g., the Airy_1 and Airy_2 processes).

The full space-time process has received considerably less attention. Results for joint distributions at different times have been derived, first in the problem of tagged particle in the TASEP [20], and then in more general models [9, 13]. In these cases, the time difference technically available were restricted to the same order of spatial correlation, i.e., $t^{2/3}$, and the limit processes were found to be the same as in the fixed time case. This is a consequence of the non-trivial fibration of space-time. Indeed, as we shall prove in this paper, to see a different limit processes one has to look at the height functions at macroscopically distinct times, i.e., on a scale of order t .

The proof of this result proceeds in two steps. First we introduce a generalized LPP model since several of the KPZ models we consider can be mapped to it. Then we prove that all such LPP models display slow decorrelation. Neither step is hard and the proof in the second step follows readily by applying the probabilistic coupling method recently introduced in [7]. The correct space-time scaling and the associated slow decorrelation phenomena was previously studied for the PNG model [18]. Therein a similar result to ours was established. However, the method of proof used there, is based on very sharp estimates known in the literature only for that specific model. Except for this case, the only other situation where slow decorrelation has been proven is the trivial case of stationary initial condition [5]. In the physics literature there have been some limited discussion of space-time scalings as well¹.

Besides being of conceptual interest, the slow decorrelation phenomenon is an important technical tool that allows one to, for instance: (1) easily translate limit process results between different related observables (e.g., total current, height function representation,

¹For flat interfaces as considered in [24] the dynamic scale invariance [27] implies a scaling form for the temporal autocorrelation, from which one could expect to see a slow-decorrelation type of phenomenon. This phenomenon is also related with what is known as *persistence*, see [24] for KPZ class and [26] for Gaussian-type models.

particle positions in TASEP; see [5]), and more importantly, (2) prove limit theorems beyond the situations where the correlation functions are known, see Section 2. A further application is in bootstrapping known process limit results to prove similar results for more general initial conditions / boundary conditions. This application uses the coupling methods of [7] and is illustrated in [16].

Outline. In Section 2 we illustrate the slow decorrelation phenomenon quoted above by focusing on a specific growth model. In Section 3 we introduce a general framework for growth models in which we prove slow decorrelation (Theorem 3.1). In the rest of the paper we apply the theorem to models in the KPZ class: LPP, PNG models, first passage percolation, a directed polymer model (in Section 4) and TASEP (in Section 5). Even though TASEP can not be written in terms of a LPP problem, we prove slow decorrelation for that model as well, using the monotonicity of the basic coupling (see Theorem 5.1).

Acknowledgments. The authors wish to thank Jinho Baik for early discussions about this and related problems. I. Corwin wishes to thank the organizers of the “Random Maps and Graphs on Surfaces” conference at the Institut Henri Poincaré, as much of this work was done during that stay. Travel to that conference was provided through the PIRE grant OISE-07-30136 for which thanks goes to Charles Newman and Gérard Ben Arous for arranging for this funding. I. Corwin is funded by the NSF Graduate Research Fellowship. S. Péché would like to thank Hervé Guiol for useful discussions on TASEP and her work is partially supported by the Agency Nationale de la Recherche grant ANR-08-BLAN-0311-01.

2. CORNER GROWTH MODEL

In this section we focus on a KPZ growth process (related to both LPP and TASEP) known of as the *corner growth model*. We introduce the phenomenon of slow decorrelation (see Theorem 3.1) and explain its implications.

Consider a set A_t in \mathbb{R}_+^2 with initial condition $A_0 = \mathbb{R}_+^2$ and evolving under the following dynamics: from each *outer corner* of A_t a $[0, 1) \times [0, 1)$ -box is removed at rate one (i.e., after exponentially distributed waiting time of mean 1). See Figure 1 for an illustration of this growth rule where the model has been rotated by $\pi/4$. We can record the evolution of the growing interface ∂A_t in terms of the random variable

$$L(x, y) := \inf\{t \geq 0 \mid (x - \frac{1}{2}, y - \frac{1}{2}) \notin A_t\} \text{ for } (x, y) \in \mathbb{Z}_+^2. \quad (4)$$

It is well-known and not difficult to check that $L(x, y)$ is the last passage time from the origin to (x, y) . Let $w_{i,j}$ be the waiting time for the outer corner (i, j) to be removed, once it appears. A path π from $(1, 1)$ to (x, y) is called directed if it moves either up or to the right along lattice edges from $(1, 1)$ to (x, y) . To each such path π , one associates a passage time $T(\pi) = \sum_{(i,j) \in \pi} w_{i,j}$. Then $L(x, y) = \max_{\pi: (1,1) \rightarrow (x,y)} T(\pi)$, i.e., L is the last passage times from $(1, 1)$ to (x, y) .

Alternatively we can keep track of A_t in terms of a height function h defined by the relationship

$$\{h(x - y, t) \geq x + y\} = \{L(x, y) \leq t\} \quad (x, y) \in \mathbb{Z}_+^2, \quad (5)$$

(together with linear interpolation for non-integer values of $x - y$). Notice that for given t , $h(X, t) = |X|$ for $|X|$ large enough. Thus the corner growth process is equivalent to the stochastic evolution of a height function $h(X, t)$ with $h(X, 0) = |X|$ and growing according

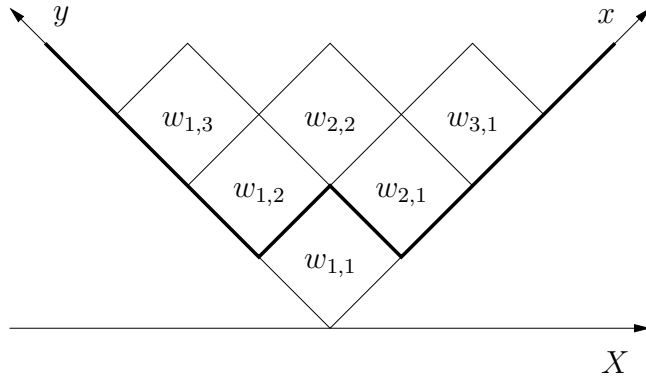


FIGURE 1. Corner growth height function. The $w_{i,j}$ are the random, exponentially distributed times it takes to remove an outer corner. The black line is the height function at time $t = w_{1,1}$. There are two outer corners at that time.

to the rule that valleys (∇) are replaced by mountains (\wedge) at rate one. We will speak mostly about the height function, but when it comes to computing and proving theorems it is generally easier to deal with the last passage picture.

Analogous to the law of large numbers (LLN) for sums of i.i.d. random variables, there exists an almost sure limit shape for the height function [32, 35] of this growth model:

$$\bar{h}(v) := \lim_{t \rightarrow \infty} \frac{h(vt, t)}{t} = \begin{cases} \frac{1}{2}(v^2 + 1), & \text{for } v \in (-1, 1), \\ |v|, & \text{for } v \notin (-1, 1). \end{cases} \quad (6)$$

There are cases where the limit shape depends not only on v . In such cases the limit shape should be defined by

$$\tilde{h}(x, t) := \lim_{r \rightarrow \infty} r^{-1} h(xr, tr). \quad (7)$$

Then $\bar{h}(v) = \tilde{h}(v, 1)$ and \tilde{h} generally satisfies a Hamilton-Jacobi PDE $\partial_t \tilde{h} = f(\partial_x \tilde{h})$ for some flux function f . Such PDEs have unique weak solutions when certain entropy conditions are imposed, and can be solved via the method of characteristics [17]. Characteristics are lines of slope f' along which initial data for \tilde{h} is transported. In our present case if we set $\rho = \frac{1}{2}(1 - \partial_x \tilde{h})$ then ρ satisfies the Burgers equation $\partial_t \rho = \partial_x(\rho(1 - \rho))$ and the characteristic lines are of constant velocity out of the origin.

Being that the macroscopic behavior is deterministic, one may focus on the fluctuations of the height function around it. Johansson [22] proved that in the scaling limit (compare with (3)) the one-point fluctuations are given by

$$\lim_{t \rightarrow \infty} \mathbb{P} \left(\frac{h(vt, t) - t\bar{h}(v)}{2^{-1/3}(1 - v^2)^{2/3}t^{1/3}} \geq s \right) = F_2(s), \quad (8)$$

where F_2 is the GUE Tracy-Widom distribution for the scaling limit of largest eigenvalue in the Gaussian Unitary Ensemble (GUE) [36]. Unlike the traditional central limit theorem (CLT) the fluctuations here are in the order of $t^{1/3}$ and the limiting distribution is not Gaussian.

As explained in the Introduction, the correlation length scales as $t^{2/3}$. Thus, we consider the scaling limit

$$\begin{aligned} X(\tau) &= vt + \tau(2(1-v^2))^{1/3}t^{2/3}, \\ H(\tau, s) &= \frac{1+v^2}{2}t + \tau v(2(1-v^2))^{1/3}t^{2/3} + (\tau^2 - s)\frac{(1-v^2)^{2/3}}{2^{1/3}}t^{1/3}, \end{aligned} \quad (9)$$

where $H(\tau, 0) = t\bar{h}(X(\tau)/t) + o(1)$ and $H(\tau, s) - H(\tau, 0)$ measures the fluctuations with respect to the limit shape behavior. Then, in the large time limit the joint-distributions of the fluctuations are governed by the Airy_2 process, \mathcal{A}_2 , that has F_2 as one-point distribution. This process was introduced by Prähofer and Spohn [31] in the context of the PNG model and studied also by Johansson in the corner growth model with geometric weights (Theorem 1.1 of [23]). More precisely, it holds that

$$\lim_{t \rightarrow \infty} \mathbb{P} \left(\bigcap_{k=1}^m \{h(X(\tau_k), t) \geq H(\tau_k, s_k)\} \right) = \mathbb{P} \left(\bigcap_{k=1}^m \{\mathcal{A}_2(\tau_k) \leq s_k\} \right), \quad (10)$$

where $m \geq 1$, $\tau_1 < \tau_2 < \dots < \tau_m$ and s_1, \dots, s_m are real numbers (see [16] for instance for the definition of the Airy_2 process). Of course, (8) is the special case of (10) for $\tau = 0$ and $m = 1$.

2.1. Slow decorrelation in the corner growth model. We now consider how fluctuations in the height function are carried through time. For instance, if the fluctuation of the height function at a given velocity v is known at time t (large) for how long can we expect to see this fluctuation persist (in the $t^{1/3}$ scale)? The answer is non-trivial: there exists a single direction in space-time along which the height function fluctuations are carried over time scales of order t^1 , while for all other directions only at space-time distances of order $t^{2/3}$. This phenomenon and its implications (which is the subject of this paper) was previously observed in [18] for the PNG model (with corner geometry) and appropriately named *slow decorrelation*.

Let us illustrate our Theorem 3.1 for this specific model. Given a fixed velocity $v \in (-1, 1)$, any exponent $\nu < 1$, and any real number θ ,

$$\lim_{t \rightarrow \infty} \mathbb{P} \left(|[h(v(t + \theta t^\nu), t + \theta t^\nu) - (t + \theta t^\nu)\bar{h}(v)] - [h(vt, t) - t\bar{h}(v)]| \geq Mt^{1/3} \right) = 0, \quad (11)$$

for any $M > 0$. Thus, the height fluctuations at time t at position vt and at time and $t + \theta t^\nu$ at position $v(t + \theta t^\nu)$ differs only of $o(t^{1/3})$. Space-time lines with constant velocity are actually the characteristic lines for the Burgers equation introduced above. Along these lines fluctuations persist up to scale order t^1 . Thus, the right space-time scaling limit to be considered is

$$(x, \beta) \mapsto \lim_{t \rightarrow \infty} \frac{h(v\beta t + x(\beta t)^{2/3}, \beta t) - \beta t \bar{h}(v + x(\beta t)^{-1/3})}{(\beta t)^{1/3}}. \quad (12)$$

2.2. The spatial process. Up to now only the “spatial-like behavior” of the space-time process (12), i.e., the process in the variable x for fixed β (which we can set to 1 w.l.o.g.) has been obtained, while the process in the variable β remains to be unravelled.

A consequence of (11) is that if we look at the fluctuations at two times, say at time t and time t' with $|t' - t| \sim t^\nu$ with $\nu < 1$, then it corresponds to take $\beta = 1 + \mathcal{O}(t^{\nu-1})$ in the r.h.s. of (12), i.e., in the $t \rightarrow \infty$ limit the limit process is identical to the process for fixed $\beta = 1$. So, if we determine the limit process for any space-time cut such that in

the $t \rightarrow \infty$ limit, $\beta \rightarrow 1$, then with the slow decorrelation we can extend the result to any space-time cut with the same property. In the following we refer to this property as *the process limit extends to general 1 + 0 dimensional space-time directions*, meaning that we have 1 dimension with spatial-like behavior and 0 dimensions in the orthogonal direction.

As indicate in the Introduction, slow decorrelation allows for instance (1) to translate the limit of different related observables and (2) to extend the results to regions where correlation functions are unknown. We illustrate this features in the context of the corner growth model. For simplicity consider $v = 0$. Fix $m \geq 1$, $\nu \in [0, 1)$, real numbers $\tau_1 < \tau_2 < \dots < \tau_m$ and s_1, \dots, s_m . Then set

$$\begin{aligned} x(\tau, \theta) &= \lfloor \frac{1}{4}(t + \theta t^\nu) + \tau 2^{-2/3} t^{2/3} \rfloor, \\ y(\tau, \theta) &= \lfloor \frac{1}{4}(t + \theta t^\nu) - \tau 2^{-2/3} t^{2/3} \rfloor, \\ \ell(\tau, \theta, s) &= (t + \theta t^\nu) + (s - \tau^2) 2^{2/3} t^{1/3}. \end{aligned} \quad (13)$$

(1) Let us start with a result in LPP. Consider the fixed $y = t/4$ slice of space-time. This is obtained by setting $\theta_k t^\nu = \tau_k 2^{4/3} t^{2/3}$, for which

$$x(\tau, \theta) = \frac{1}{4}t + \tau 2^{1/3} t^{2/3}, \quad y(\tau, \theta) = \frac{1}{4}t, \quad \ell(\tau, \theta, s) = t + \tau 2^{4/3} t^{2/3} + (s - \tau^2) 2^{2/3} t^{1/3}. \quad (14)$$

Using the Schur process [15], it is proven [20] (see also [16] for a direct approach in continuous time) that the joint distribution of L is governed by the Airy₂ process, \mathcal{A}_2 ,

$$\lim_{t \rightarrow \infty} \mathbb{P} \left(\bigcap_{k=1}^m \{L(x(\tau_k, \theta_k), \frac{1}{4}t) \leq \ell(\tau_k, s_k)\} \right) = \mathbb{P} \left(\bigcap_{k=1}^m \{\mathcal{A}_2(\tau_k) \leq s_k\} \right). \quad (15)$$

On the other hand, using the connection (5) between height function and last passage time, setting $\theta_k t^\nu = -(s_k - \tau_k^2) 2^{2/3} t^{1/3}$, we have

$$x(\tau, \theta) - y(\tau, \theta) = \tau 2^{1/3} t^{2/3}, \quad x(\tau, \theta) + y(\tau, \theta) = \frac{1}{2}t - (s - \tau^2) 2^{-1/3} t^{1/3}, \quad \ell(\tau, \theta, s) = t. \quad (16)$$

To obtain (10) (for $v = 0$) from (15) it is sufficient to project (x, y) in (16) on the line $y = t/4$ along the characteristic line passing by (x, y) , see Figure 2 for an illustration. One finds that this projection gives the scaling (14) but with τ replaced by some $\tilde{\tau} = \tau(1 + o(1)) \rightarrow \tau$ as $t \rightarrow \infty$. The reason is that the characteristics for $\tau \neq 0$ have slope slightly different from 0. Finally, slow decorrelation (Theorem 3.1, see also (11)) and the union bound imply then that

$$\text{l.h.s. of (10)}|_{v=0} = \text{l.h.s. of (15)} = \mathbb{P} \left(\bigcap_{k=1}^m \{\mathcal{A}_2(\tau_k) \leq s_k\} \right). \quad (17)$$

(2) The results for (10) and (15) are derived by using the knowledge of (determinantal) correlation functions. The techniques used for these models are however restricted to *space-like paths* (in the best case, see [9]), i.e., for sequences of points $(x_k, y_k)_k$ such that $x_{k+1} - x_k \geq 0$ and $y_{k+1} - y_k \leq 0$ (which can not be connected by directed paths). Now, set in (13) $\theta_k t^\nu = \tilde{\theta}_k t^\nu - (s_k - \tau_k^2) 2^{2/3} t^{1/3}$. Then, it means that we look at the height fluctuations at times $\ell(\tau_k, \theta_k, s_k) = t + \tilde{\theta}_k t^\nu$, with

$$x(\tau, \theta) - y(\tau, \theta) = \tau 2^{1/3} t^{2/3}, \quad x(\tau, \theta) + y(\tau, \theta) = \frac{1}{2}(t + \tilde{\theta} t^\nu) - (s - \tau^2) 2^{-1/3} t^{1/3}. \quad (18)$$

Thus, we can cover much more than only the space-like regions. As before, the projection along the characteristic line of (x, y) on $\tilde{\theta}_k = 0$ leads to (18) with $\tilde{\theta} = 0$ and with a slightly modified τ (it is off of at most $o(t^{2/3})$ because $\nu < 1$, i.e., $\tau \rightarrow \tau(1 + o(1))$). Then, our

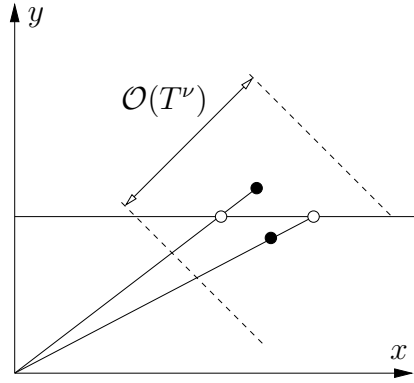


FIGURE 2. Assume that the black dots are $\mathcal{O}(T^\nu)$ for some $\nu < 1$ away from the line $y = t/4$. Then, the fluctuations of the passage time at the locations of the black dots are, on the $T^{1/3}$ scale, the same as those of their projection along the critical direction to the line $y = t/4$, the white dots.

slow decorrelation theorem allows us to extend (10) to the following result: fix $m \geq 1$, $\nu \in [0, 1)$, real numbers $\tau_1 < \tau_2 < \dots < \tau_m$ and s_1, \dots, s_m . Set

$$X(\tau) = \tau 2^{1/3} t^{2/3}, \quad H(\tau, \theta, s) = \frac{1}{2}(t + \theta t^\nu) + (\tau^2 - s) 2^{-1/3} t^{1/3}. \quad (19)$$

Then we have

$$\lim_{t \rightarrow \infty} \mathbb{P} \left(\bigcap_{k=1}^m \{h(X(\tau_k), t + \theta_k t^\nu) \geq H(\tau_k, \theta_k, s_k)\} \right) = \mathbb{P} \left(\bigcap_{k=1}^m \{\mathcal{A}_2(\tau_k) \leq s_k\} \right). \quad (20)$$

This type of computations can be readily adapted to the other KPZ models considered in Section 4 and 5.

3. CONDITIONS FOR SLOW DECORRELATION IN KPZ GROWTH MODELS AND LPP

In this section we define a new, broad class of last passage percolation models (equivalently growth models) and show that given a suitable LLN and CLT they display slow decorrelation in a certain, model dependent, direction.

We consider growth models in \mathbb{R}^{d+1} for $d \geq 1$ which include both lattice based and Poisson point processes. We define a directed LPP model to be an almost surely sigma-finite random non-negative measure μ on \mathbb{R}^{d+1} . For example we could take μ to be a collection of delta masses at every point of \mathbb{Z}^{d+1} with weights given by random variables (which need not be independent or identically distributed). Alternatively we could have a point process such as in the LPP realization of the PNG model. We will focus on a statistics we call the *directed half-line to point last passage time*. We choose to study this since, by specifying different distributions on the random measure μ we can recover statistics for a variety of KPZ models. In order to define this passage time we introduce the half-line

$$\mathcal{HL} = \{p : p_1 = p_2 = \dots = p_{d+1} \leq 0\}, \quad (21)$$

where p_i is the i coordinate of the point p . It is convenient for us to define a second coordinate system which we call the space-time coordinate system as follows: Let R be the rotation matrix which takes \mathcal{HL} to $\{p : p_1 \leq 0, p_2 = \dots = p_{d+1} = 0\}$. Then the space-time

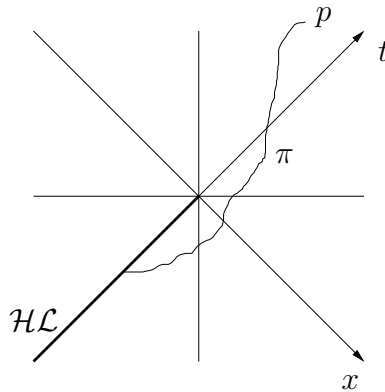


FIGURE 3. The black line is half-line \mathcal{HL} and the space and time axis are label. A directed path π from \mathcal{HL} to the point p is shown.

coordinate system is R^{-1} applied to the standard basis. The line $\{p : p_1 = p_2 = \dots = p_{d+1}\}$ (which contains \mathcal{HL}) is the inverse image of $\{p : p_2 = \dots = p_{d+1} = 0\}$ and we call it the t -axis (for “time”), see Figure 3 for an illustration. The other space-time axes are labeled x_1 through x_d (these are considered to be “space” axes). Call a curve π in \mathbb{R}^{d+1} a directed path if $\gamma = R\pi$ is a function of t and is 1-Lipschitz. Two points are called “time-like” if they can be connected by such a path. Otherwise they are called “space-like”.

To a directed path we assign a passage time

$$T(\pi) = \mu(\pi) \quad (22)$$

which is the measure, under the random measure μ of the curve π .

With this notation we can define the last passage time from the half-line \mathcal{HL} to a point p as

$$L_{\mathcal{HL}}(p) = \sup_{\pi: \mathcal{HL} \rightarrow p} T(\pi), \quad (23)$$

where we understand the supremum as being over all directed paths starting from the half-line and going to p . One may also consider point to point last passage time between p and q which we write as $L_{\mathcal{PP}}(p, q)$. This is the special case of $\mu \equiv 0$ on $\{x : x - p \in \mathbb{R}^{d+1} \setminus \mathbb{R}_+^{d+1}\}$.

In Section 4 we show how, by specifying the random measure μ differently, this model encompasses a wide variety of LPP models and related processes (such as TASEP and PNG). Just to illustrate though, take $d = 1$ and let μ be composed of only delta masses at points p in \mathbb{Z}_+^2 with mass w_p exponentially distributed with rate 1. Then $L_{\mathcal{HL}}(p)$ is the last passage time for the usual LPP in a corner (or equivalently the corner growth model considered in Section 2). We present our result in this more general framework to allow for non-lattice models such as the PNG model.

We can now state a result which demonstrates that slow decorrelation occurs in any model which can be phrased in terms of this type of last passage percolation model provided both a LLN and a CLT hold.

Theorem 3.1. *Fix a last passage model in dimension $d + 1$ with $d \geq 1$ by specifying the distributions of the random variables which make up the environment. Consider a point $p \in \mathbb{R}^{d+1}$ and a time-like direction $u \in \mathbb{R}_+^{d+1}$. If there exist constants (depending on p and u and the model): $\ell_{\mathcal{HL}}$ and $\ell_{\mathcal{PP}}$ non-negative; $\gamma_{\mathcal{HL}}, \gamma_{\mathcal{PP}} \in (0, 1)$; $\nu \in (0, \gamma_{\mathcal{HL}}/\gamma_{\mathcal{PP}})$;*

distributions D, D' ; and scaling constants $c_{\mathcal{HL}}, c_{\mathcal{PP}}$ such that

$$\begin{aligned}\chi_1(t) &:= \frac{L_{\mathcal{HL}}(tp) - t\ell_{\mathcal{HL}}}{c_{\mathcal{HL}}t^{\gamma_{\mathcal{HL}}}} \implies D, \quad \text{as } t \text{ goes to infinity,} \\ \chi_2(t) &:= \frac{L_{\mathcal{HL}}(tp + t^\nu u) - t\ell_{\mathcal{HL}} - t^\nu \ell_{\mathcal{PP}}}{c_{\mathcal{HL}}t^{\gamma_{\mathcal{HL}}}} \implies D, \quad \text{as } t \text{ goes to infinity,} \\ \chi_3(t) &:= \frac{L_{\mathcal{PP}}(tp, tp + t^\nu u) - t^\nu \ell_{\mathcal{PP}}}{c_{\mathcal{PP}}(t^\nu)^{\gamma_{\mathcal{PP}}}} \implies D', \quad \text{as } t \text{ goes to infinity,}\end{aligned}\tag{24}$$

then we have slow decorrelation of the half-line to point last passage time at tp , in the direction u and with scaling exponent ν , which is to say that for all $M > 0$,

$$\lim_{t \rightarrow \infty} \mathbb{P}(|L_{\mathcal{HL}}(tp + t^\nu u) - L_{\mathcal{HL}}(tp) - t^\nu \ell_{\mathcal{PP}}| \geq Mt^{\gamma_{\mathcal{HL}}}) = 0.\tag{25}$$

Remark 3.2. There are many generalization of this result whose proofs are very similar. For instance the fixed (macroscopic) point p and the fixed direction u can, in fact, vary with t so long as they stay in compact regions of \mathbb{R}^{d+1} and \mathbb{R}_+^{d+1} (respectively) and have limits as $t \rightarrow \infty$. One may also think of the random LPP measure μ (and the associated probability space Ω) as depending on t . Thus for each t the LPP environment is given by μ_t defined on the space Ω_t . The probability \mathbb{P} will therefore also depend on t , however an inspect of the proof below shows that the whole theorems still holds with \mathbb{P} replaced by \mathbb{P}_t .

To illustrate this theorem consider a last passage environment in \mathbb{R}^2 given by Poisson points of fixed intensity supported only on the positive quadrant. The half-line to point last passage time corresponds to the point to point last passage time from the origin. The classical results of [4] shows that with $\gamma_{\mathcal{HL}} = \gamma_{\mathcal{PP}} = 1/3$, and for any $\nu \in (0, 1)$ the hypothesis of Theorem 3.1 are satisfied (with $D = D' = F_{\text{GUE}}$, the GUE Tracy-Widom distribution function [36]). Thus, according to (25), the difference in the last passage time fluctuations to tp and $tp + t^\nu p$ are $o(t^{1/3})$, which is of a smaller scale than the fluctuations themselves.

Before giving the proof of this theorem we state the coupling Lemma 4.1 of [7]:

Lemma 3.3 (Lemma 4.1 of [7]). *Consider two sequences of random variables $\{X_n\}$ and $\{\tilde{X}_n\}$ such that for each n , X_n and \tilde{X}_n are defined on the same probability space Ω_n . If $X_n \geq \tilde{X}_n$ and $X_n \Rightarrow D$ as well as $\tilde{X}_n \Rightarrow D$ then $X_n - \tilde{X}_n$ converges to zero in probability. Conversely if $\tilde{X}_n \Rightarrow D$ and $X_n - \tilde{X}_n$ converges to zero in probability then $X_n \Rightarrow D$ as well.*

Proof of Theorem 3.1. We can absorb the constants $c_{\mathcal{HL}}$ and $c_{\mathcal{PP}}$ into the distributions and hence we take them to be one. Consider $L_{\mathcal{HL}}(tp + t^\nu u)$. By restricting the set of paths π to only those which go through the point tp , we can only decrease the last passage time. Therefore we have the following expression

$$L_{\mathcal{HL}}(tp + t^\nu u) = L_{\mathcal{HL}}(tp) + L_{\mathcal{PP}}(tp, tp + t^\nu u) + X_t,\tag{26}$$

where $X_t \geq 0$ is a random variable. One should think of X_t as a compensator random variable. All of these random variables are coupled. However, we do know something about their marginal distributions (i.e., the probability distribution of each one considered on its own). Rewriting the above equation in terms of the random variables $\chi_1(t)$, $\chi_2(t)$ and $\chi_3(t)$ and dividing by $t^{\gamma_{\mathcal{HL}}}$ we are left with

$$\chi_2(t) = \chi_1(t) + \chi_3(t)t^{\nu\gamma_{\mathcal{PP}} - \gamma_{\mathcal{HL}}} + X_t t^{-\gamma_{\mathcal{HL}}}.\tag{27}$$

By assumption on ν , $\nu\gamma_{\mathcal{PP}} - \gamma_{\mathcal{HL}} < 0$ and hence we know that the distribution of $\chi_2(t)$ and separately of $\chi_1(t) + \chi_3(t)t^{\nu\gamma_{\mathcal{PP}} - \gamma_{\mathcal{HL}}}$ converge to the same distribution D . However, since $X_t t^{-\gamma_{\mathcal{HL}}}$ is always non-negative, we also know that $\chi_2(t) \geq \chi_1(t) + \chi_3(t)t^{\nu\gamma_{\mathcal{PP}} - \gamma_{\mathcal{HL}}}$. Therefore, by Lemma 3.3 their difference, $X_t t^{-\gamma_{\mathcal{HL}}}$, converges to zero in probability. Therefore $\chi_2(t) - \chi_1(t)$ converges to zero in probability. However now observe that

$$\chi_2(t) - \chi_1(t) = \frac{L_{\mathcal{HL}}(tp + t^\nu u) - L_{\mathcal{HL}}(tp) - t^\nu \ell_{\mathcal{PP}}}{t^{\gamma_{\mathcal{HL}}}} \quad (28)$$

and therefore, since $\chi_2(t) - \chi_1(t)$ converges to zero in probability,

$$\mathbb{P}(|\chi_2(t) - \chi_1(t)| \geq M) \rightarrow 0 \quad (29)$$

and the theorem follows. \square

4. SLOW DECORRELATION IN KPZ GROWTH MODELS: EXAMPLES AND APPLICATIONS

Theorem 3.1 is general enough to be applied to a wide variety of growth models and in each case implies slow decorrelation (and hence identifies the scaling necessary for a true $1 + 1$ dimensional space-time process limit). In this section we introduce some of these models and explain, briefly, how they fit into the framework of half-line to point LPP and what the consequences of Theorem 3.1 are for these models.

4.1. Point to point LPP and the corner growth model. Consider the following random measure μ on \mathbb{R}^{d+1} :

$$\mu = \sum_{p \in \mathbb{Z}_+^{d+1}} w_p \delta_p \quad (30)$$

where $\mathbb{Z}_+ = \{0, 1, \dots\}$ and w_p are non-negative random variables. One may consider directed paths to be restricted to be along the lattice edges. This is just standard last passage percolation (as considered for instance in [22]). We will restrict ourselves to the case of $d = 1$, i.e., LPP in the 2-dimensional corner. Here we write $w_{i,j}$ for weights.

To apply Theorem 3.1 one needs fluctuation theorems. These are presently only two types of non-negative weight distributions which have been successfully dealt with – exponential and geometric distributions, although it is believed that they should hold for much more classes of weights. For the moment let us focus on just exponential weights (the geometric results are analogous).

Define LPP with *two-sided boundary conditions* as the model with independent exponential weights such that, for positive parameters $\pi, \eta > 0$,

$$w_{i,j} = \begin{cases} \text{exponential of rate } \pi, & \text{if } i > 0, j = 0; \\ \text{exponential of rate } \eta, & \text{if } i = 0, j > 0; \\ \text{exponential of rate } 1, & \text{if } i > 0, j > 0; \\ \text{zero,} & \text{if } i = 0, j = 0. \end{cases} \quad (31)$$

Recall an exponential of rate λ has mean $1/\lambda$. This class of models was introduced in [30] (and for geometric weights in [6]) and includes the one considered in [22].

A full description of the fluctuation limit theorems for $L_{\mathcal{HL}}(tp)$ was conjectured in [30] (see Conjecture 7.1) and a complete proof was given in [7]. These limit theorems show that the hypothesis for slow decorrelation is satisfied and hence Theorem 3.1 applies. We restate those results here to illustrate how one goes about applying Theorem 3.1.

The characteristic direction as well as the exponent and limiting distributions for the fluctuations depend on the location of the point p as well as the values of π and η .

Due to the radial scaling of p it suffices to consider p of the form $p = (1, \kappa^2)$ for $\kappa^2 \in (0, \infty)$. We present an adaptation of Theorem 1.3 of [7] stated in such a way that Theorem 3.1 is immediately applicable. We also state in what manner slow decorrelation occurs for the various cases associated with this model (see Figure 4 for an illustration).

Theorem 4.1. *In all cases below $\gamma_{\mathcal{PP}} = 1/3$, $c_{\mathcal{PP}}$ is a constant depending on the direction u and D' is F_{GUE} , the GUE Tracy Widom distribution (see [7] for definitions of the distribution functions which arise here). Define $\kappa_\eta = \frac{\eta}{1-\eta}$, $\kappa_\pi = \frac{1-\pi}{\pi}$ and $\kappa_{sh} = \sqrt{\frac{\eta(1-\pi)}{\pi(1-\eta)}}$.*

- (1) *If $\kappa_\eta \geq \kappa \geq \kappa_\pi$ (which implies that $\pi + \eta \geq 1$) then $\ell_{\mathcal{HL}} = (1 + \kappa)^2$, $\gamma_{\mathcal{HL}} = 1/3$, $c_{\mathcal{HL}}$ is a constant depending on the direction p , and D is either F_{GUE} (in the case of strict inequality) or F_{GOE}^2 (in the case of either, but not both, equalities) or F_0 (in the case where all three terms in the inequality are equal):
Then there is slow decorrelation in the direction $u = p$ for all $\nu \in (0, 1)$.*
- (2) *If $\pi + \eta \geq 1$ and $\kappa > \kappa_\eta$ then $\ell_{\mathcal{HL}} = \frac{\kappa^2}{\eta} + \frac{1}{1-\eta}$, $\gamma_{\mathcal{HL}} = 1/2$, $c_{\mathcal{HL}}$ is a constant depending on the direction p , and D is the standard Gaussian distribution:
Then there is slow decorrelation in the direction $u = (1, \kappa_\eta^2)$.*
- (3) *If $\pi + \eta \geq 1$ and $\kappa < \kappa_\pi$ then $\ell_{\mathcal{HL}} = \frac{1}{\pi} + \frac{\kappa^2}{1-\pi}$, $\gamma_{\mathcal{HL}} = 1/2$, $c_{\mathcal{HL}}$ is a constant depending on the direction p , and D is the standard Gaussian distribution:
Then there is slow decorrelation in the direction $u = (1, \kappa_\pi^2)$.*
- (4) *If $\pi + \eta < 1$ and $\kappa > \kappa_{sh}$ then $\ell_{\mathcal{HL}} = \frac{\kappa^2}{\eta} + \frac{1}{1-\eta}$, $\gamma_{\mathcal{HL}} = 1/2$, $c_{\mathcal{HL}}$ is a constant depending on the direction p , and D is the standard Gaussian distribution:
Then there is slow decorrelation in the direction $u = (1, \kappa_\eta^2)$.*
- (5) *If $\pi + \eta < 1$ and $\kappa < \kappa_{sh}$ then $\ell_{\mathcal{HL}} = \frac{1}{\pi} + \frac{\kappa^2}{1-\pi}$, $\gamma_{\mathcal{HL}} = 1/2$, $c_{\mathcal{HL}}$ is a constant depending on the direction p , and D is the standard Gaussian distribution:
Then there is slow decorrelation in the direction $u = (1, \kappa_\pi^2)$.*
- (6) *If $\pi + \eta < 1$ and $\kappa = \kappa_{sh}$: Then there is no slow decorrelation.*

This last passage percolation model is related to a TASEP model with two-sided initial conditions (which we discuss in Section 5). As explained before the characteristics are those for the limiting hydrodynamic limit PDE. The first three cases above correspond with a situation that is known of as a *rarefaction fan*, while the last three correspond with the *shockwave*. The above result is illustrated in Figure 4. The left case displays the rarefaction fan (the fanning of the characteristic lines from the origin) and the right case displays a shockwave (the joining together of characteristic lines coming from different directions). A heuristic approach to determining the characteristic direction was mentioned in Section 7 of [3].

In addition to one-point fluctuation limits, the above two-sided boundary condition LPP model has a fully classified limit process description. The description was given in [5] for $\pi + \eta = 1$ (known as the stationary case) and in [16] for all other (non-equilibrium) boundary conditions. These process limits are proved using determinantal expressions for the joint distribution of the last passage times for points along fixed directions. Thus, initially, one only gets process limits along fixed lines. As explained in Section 2 and in [16] slow decorrelation, however, implies that the appropriately rescaled fluctuations at the points which are off of this line (to order t^ν for $\nu < 1$) have the same joint distribution

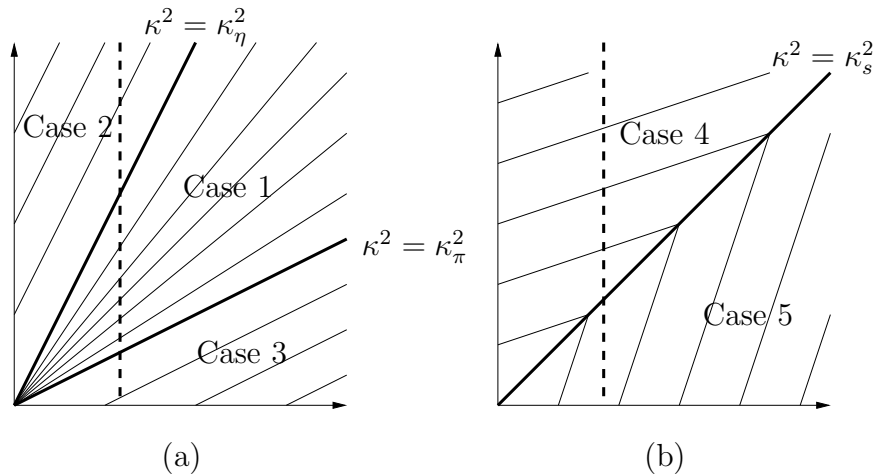


FIGURE 4. The different cases of fluctuation limit theorems and accompanying directions of slow decorrelation: (a) $\eta + \pi > 1$ (actually shown $\eta = \pi = 2/3$); (b) $\eta + \pi < 1$ (actually shown $\eta = \pi = 1/3$). As κ^2 (the height along the dashed line) varies, the case of fluctuation theorem changes, as does the direction of slow decorrelation (given by the direction of the thin lines).

as their projection along characteristics to the line (see Figure 1 of [5] for an illustration of this).

A completely analogous situation arises in the case of geometric, rather than exponential weights (this model is often called discrete PNG). Such a model was described in [6] and a complete proof of the one-point fluctuations limit theorem was given therein. The process limit was described and proved in [19] in terms of a PNG height function. However due to limitations of the methods used there, this process limit was proved only for equal times and hence for only a fixed direction. Theorem 3.1 applies for this model and shows that this process limit can be extended away from this fixed direction just like for the exponential weights.

A slightly different model with boundary conditions was introduced in [3] and involves *thick one-sided boundary conditions*. Fix a $k \in \mathbb{N}$, parameters π_1, \dots, π_k , and set $\pi_i = 1$ for $i > k$. Just as above, we define independent random weights on \mathbb{Z}_+^2 , this time with $w_{i,j}$ exponential random variables of rate π_i (mean $1/\pi_i$). Section 7 of [3] explains how results they obtain for perturbed Wishart ensembles translate into a complete fluctuation limit theorem description for this model. Just as in the two-sided boundary case, those limit theorems show that the hypothesis of Theorem 3.1 are satisfied and therefore there is slow decorrelation. The exponent $\gamma_{\mathcal{HL}}$ depends on the point p and the strength of the boundary parameters π_i and can either be $1/3$, with random matrix type fluctuations, or $1/2$ with Gaussian type (more generally $\ell \times \ell$ GUE for some $1 \leq \ell \leq k$) fluctuations (see [3] Theorem 1.1). The exponent $\gamma_{\mathcal{PP}} = 1/3$ and the limiting distribution D' is F_{GUE} . The direction of the slow decorrelation depends on the parameters and the point (we do not write out a general parametrization of this direction as there are many cases to consider depending on the π_i). However, one can determine this direction by using the same heuristic argument as that applied in the two-sided boundary condition case. Of course, once this direction is known, one may directly check the hypothesis from the

theorems of [3]. The fluctuation process limit theorem has not been proved for this model though the method of [16] would certainly yield such a theorem. Also, analogous results for the geometric case have not been proved either but should be deducible from the Schur process [15].

4.2. The polynuclear growth (PNG) model. As mentioned before, slow decorrelation for the (continuous time) PNG model was proved previously in [18] in the case of the *PNG droplet* and *stationary PNG*. Theorem 3.1 (along with the necessary preexisting fluctuation theorems) afford an alternative proof of these results as well as the analogous result for *flat PNG*. Because of the minimality of the hypothesis of our theorem we may further prove slow decorrelation for the model of *PNG with two (constant) external sources* considered in [6]. The way that PNG fits into the framework of our half-line to point LPP model is that one takes μ to be a Poisson point process of specified intensity on some domain. For the PNG droplet, stationary PNG and PNG with two external sources we restrict the point process to \mathbb{R}_+^2 and in addition to a two dimensional point process of constant intensity, we also put a one dimensional point process along the boundaries. For flat PNG the support of the point process is $\{(x, y) : x + y \geq 0\}$. The limit process for the PNG droplet for fixed time was proved in [31] and for flat PNG was proved in [13] for space-like paths. It was explained in [18] that slow decorrelation implies that these limit processes extend to general $1 + 0$ dimensional space-time directions (with time scaling t^ν for $\nu < \varsigma$).

4.3. First passage percolation. As opposed to LPP one can look to the minimum value of $T(\pi)$. This then goes by the name of directed *first* passage percolation and for simplicity we consider this only when we restrict our measure to being supported on a lattice. One may also consider undirected first passage percolation. Theorem 3.1 can be adapted in a straightforward way for both of these models. The statement of the theorem remains identical up to replacing the last passage time variable with the first passage time. For the proof the only change is that the compensator X_t now satisfies $X_t \leq 0$ rather than $X_t \geq 0$. Unfortunately no fluctuation theorems have been proved for first passage percolation, so all that we get is a criteria for slow decorrelation.

4.4. Directed polymers. We now briefly consider a lattice-based directed polymer models in $1 + 1$ dimension and note that just as in LPP, slow decorrelation can arise in these models. Unfortunately, just as in first passage percolation, there are no fluctuation theorems proved for such polymers. Recently, however, the order of fluctuations for a particular specialization of this model was proved in [34]. It should be noted that while we focus on just one model, the methods used can be applied to other polymer models and in more than $1 + 1$ dimension (for example line to point polymers).

The model we consider is the point to point directed polymer. In this model we consider every directed, lattice path π from $(0, 0)$ to a point p and assign it a Gibbs weight $e^{\beta T(\pi)}$ where $\beta \geq 0$ is known as the inverse temperature and where $T(\pi)$ is the sum of weights (which are independent) along the path π ($-T(\pi)$ is the energy of the path π). We define the partition function and free energy for a polymer from a point p to q as:

$$Z_\beta(p, q) = \sum_{\pi: p \rightarrow q} e^{\beta T(\pi)}, \quad \mathfrak{F}_\beta(0, p) = \frac{1}{\beta} \log Z_\beta(0, p). \quad (32)$$

It is expected that the free energy satisfies similar fluctuation theorems to those of LPP (which is the $\beta = \infty$ limit of $\mathfrak{F}_\beta(0, p)$).

Theorem 4.2. *Consider a directed polymer model and consider a point $p \in \mathbb{R}_+^2$ and a direction $u \in \mathbb{R}_+^2$. If there exist constants (depending on p and u and the model weight distributions): ℓ and ℓ' non-negative; $\gamma, \gamma' \in (0, 1)$; $\nu \in (0, \gamma/\gamma')$; and distributions D, D' such that*

$$\begin{aligned}\chi_1(t) &:= \frac{\mathfrak{F}_\beta(0, tp) - t\ell}{t^\gamma} \implies D, \quad \text{as } t \text{ goes to infinity,} \\ \chi_2(t) &:= \frac{\mathfrak{F}_\beta(0, tp + t^\nu u) - t\ell - t^\nu \ell'}{t^\gamma} \implies D, \quad \text{as } t \text{ goes to infinity,} \\ \chi_3(t) &:= \frac{\mathfrak{F}_\beta(tp, tp + t^\nu u) - t^\nu \ell'}{(t^\nu)^{\gamma'}} \implies D', \quad \text{as } t \text{ goes to infinity,}\end{aligned}\tag{33}$$

then we have slow decorrelation of the point to point polymer at tp , in the direction u and with scaling exponent ν , which is to say that for all $M > 0$,

$$\lim_{t \rightarrow \infty} \mathbb{P}(|\mathfrak{F}_\beta(0, tp + t^\nu u) - \mathfrak{F}_\beta(0, tp) - t^\nu \ell'| \geq Mt^\gamma) = 0.\tag{34}$$

Proof. The direction u for a given p should correspond to the characteristic through that point. The proof of this criteria for slow decorrelation is identical to the proof for Theorem 3.1 and follows from the below computation (which is analogous to (26) and has $X_t \geq 0$):

$$\begin{aligned}\mathfrak{F}_\beta(0, tp + t^\nu u) &= \frac{1}{\beta} \log \left(\sum_{\pi: 0 \rightarrow tp} e^{\beta T(\pi)} \times \sum_{\pi: tp \rightarrow tp + t^\nu u} e^{\beta T(\pi)} + \sum_{\substack{\pi: 0 \rightarrow tp + t^\nu u, \\ tp \notin \pi}} e^{\beta T(\pi)} \right) \\ &= \frac{1}{\beta} \log \left(\sum_{\pi: 0 \rightarrow tp} e^{\beta T(\pi)} \times \sum_{\pi: tp \rightarrow tp + t^\nu u} e^{\beta T(\pi)} \right) + X_t \\ &= \mathfrak{F}_\beta(0, tp) + \mathfrak{F}_\beta(tp, tp + t^\nu u) + X_t.\end{aligned}\tag{35}$$

□

5. TASEP AND PASEP

5.1. Totally asymmetric simple exclusion process (TASEP). We explain how TASEP can be rephrased as an LPP model so that Theorem 3.1 applies. Different initial conditions correspond to different specification of the measure μ . For several initial conditions fluctuation limit processes which can be extended from the fixed space-time directions to general $1 + 0$ dimensional space-time directions.

TASEP is a Markov process in continuous time with state space $\{0, 1\}^{\mathbb{Z}}$ (think of 1s as particles and 0s as holes). Particles jumps to their right neighboring site at rate 1, provided the site is empty. Thus the waiting time for a jump is exponentially distributed with mean 1 (discrete-time versions have geometrically distributed waiting times). See [28, 29] for a rigorous construction of this process.

An observable of interest for TASEP is the integrated current of particles $I(x, t)$ defined as the number of particles which jumped from x to $x + 1$ during the time interval $[0, t]$. Also of interest is the height function $h(x, t)$

$$h(x, t) = \begin{cases} 2I(0, t) + \sum_{i=1}^x (1 - 2\eta_t(i)), & x \geq 1, \\ 2I(0, t), & x = 0, \\ 2I(0, t) - \sum_{i=x+1}^0 (1 - 2\eta_t(i)), & x \leq -1, \end{cases}\tag{36}$$

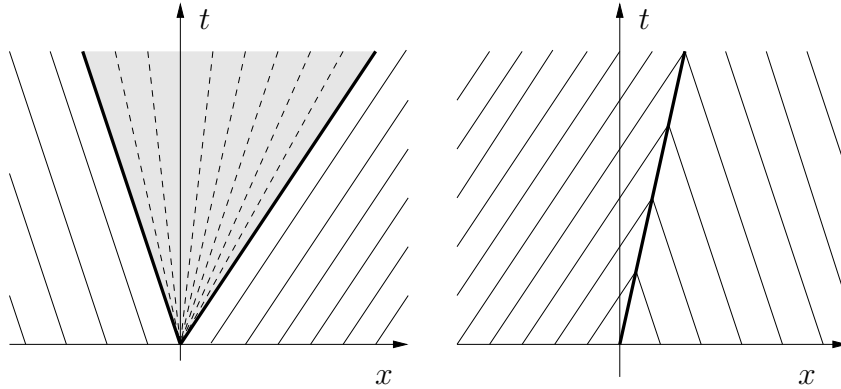


FIGURE 5. Rarefaction wave on the left and shockwave on the right.

where $\eta_t(i) = 1$ (resp. $\eta_t(i) = 0$) is site i is occupied (resp. empty) at time t . There is a simple relationship between the current and the height function given by

$$I(x, t) = \frac{1}{2}(h(x, t) - x). \quad (37)$$

A well-studied initial condition is *step initial conditions*: At time $t = 0$, $\{\dots, -2, -1, 0\}$ is filled by particles and $\{1, 2, \dots\}$ is empty, i.e., $h(x, t = 0) = |x|$. This was also the case for our corner growth model in Section 2. Actually, it is the same model, viewed from a different angle. Indeed, the weight $w_{i,j}$ is the waiting time (counted from the instance that particle can jump) for the particle which started in position $-j + 1$ to move from position $i - j$ to $i - j + 1$. Thus, the TASEP height function records the boundary of the region of points p for which $L_{\mathcal{HL}}(p) \leq t$. Therefore, as in Section 2, we can apply Theorem 3.1 leading to slow decorrelation (in the sense of equation (11)) for the fluctuations of the TASEP height function along space-time lines corresponding to the characteristics of the hydrodynamic limit PDE (Burgers equation).

An important generalization of the step initial condition are the *two-sided Bernoulli initial conditions* which are defined for all pairs $\rho_-, \rho_+ \in [0, 1]$ as the random initial conditions in which particles initially occupy sites to the left of the origin with probability ρ_- (independent of other sites) and likewise to the right of the origin with probability ρ_+ . It was proven in [31] (see also [7]) that this initial condition can be translated into the LPP model (31) called LPP with two-sided boundary conditions with $\pi = 1 - \rho_+$ and $\eta = \rho_-$. Using this connection and slow decorrelation one translates all of the fluctuation results for that model into results for this TASEP model. This is made in details in [16] (which is based on this paper), where we prove a complete fluctuation process limit for $\rho_- \neq \rho_+$ which complements the recent result of [5] for $\rho_- = \rho_+$.

The characteristic line leaving position x has slope $1 - 2\rho(x)$. On top of this, the entropy condition ensures that if $\rho_- > \rho_+$, there will be a rarefaction fan from the origin which will fill the void between lines of slope $1 - 2\rho_-$ and $1 - 2\rho_+$. The Rankine-Hugoniot condition applies to the case where $\rho_- < \rho_+$ and introduces shockwaves with specified velocities when characteristic lines would cross. These two types of characteristics are illustrated side-by-side in Figure 5.

Another variation is TASEP with *slow particles or slow start-up times* considered in [2] may likewise be connected to the LPP with thick one-sided boundary conditions model which we previously introduced. As a result we may similarly conclude slow decorrelation.

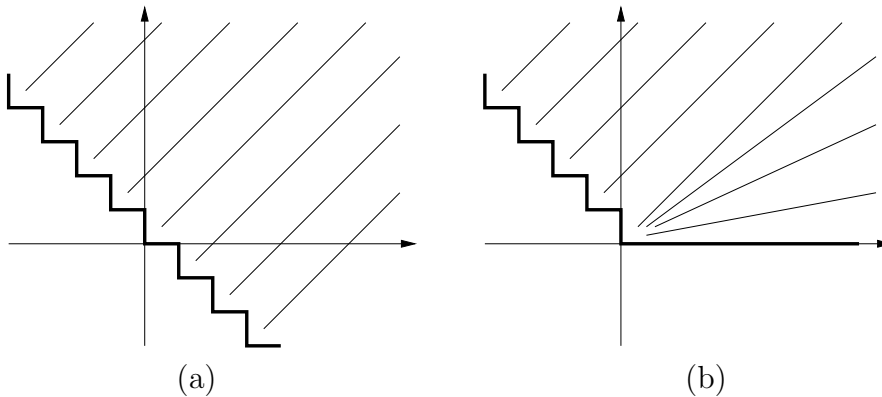


FIGURE 6. Flat (a) and half-flat (b) TASEP correspond, via their height functions, with the LPP models in the two regions shown above. Characteristic lines are perpendicular to the initial direction of the height function and in case (b) the entropy condition implies that they fan out to the right of the origin.

Not all initial conditions corresponds to LPP with weights restricted to \mathbb{Z}_+^2 . For example, consider TASEP with *flat (or periodic) initial conditions*, meaning with particles initially at positions $k\mathbb{Z}$, for $k \geq 2$. For simplicity, focus on the case $k = 2$. Then, the height function at time $t = 0$ is a saw-tooth, see Figure 6(a) (though asymptotically flat, from which the name). Rotating by $\pi/2$, it is the growth interface for half-line to point LPP where the measure μ is supported on points in $(i, j) \in \mathbb{Z}^2$ such that $i + j \geq 0$ and given by delta masses with independent exponential weights of rate 1. Fluctuation theorems and limit process have been proved for several periodic initial conditions [11, 10] (in [10] was in discrete time, i.e., with geometric weights).

Similarly TASEP with *half-flat initial conditions* is defined by letting particles start at $2\mathbb{Z}_- = \{\dots, -4, -2, 0\}$. The corresponding last passage percolation model has non-zero weights for points (i, j) such that $i + j \geq 0$ and $j \geq 0$. The limit process for this model was identified in [12]. Theorem 3.1 applies to both of these model and proves slow decorrelation. This implies that the fluctuation process limits extend to general $1 + 0$ dimensional space-time directions. The characteristics lines are shown in Figure 6(b).

A variant of half flat initial conditions has particles starting at $2\mathbb{Z}_-$ plus a few particles at positive even integers, with a different speed α . This is known as *two speed* TASEP and [14] gives a complete description and proof of the process limit for these initial conditions. As with all of the other examples, this can be coupled with a LPP model and hence Theorem 3.1 applies and prove slow decorrelation and enables us to extend these process limit results as well.

5.2. Partially asymmetric simple exclusion process (PASEP). The PASEP is a generalization of TASEP where, particles jumps to their right-neighbor with rate $p \neq 1/2$ and to their left-neighbor with rate $q = 1 - p$ (always provided that the destination sites are empty). An important tool to study PASEP is the *basic coupling* [28, 29]. Through a graphical construction we can realize and hence couple together every PASEP (with different initial conditions) on the same probability space. This coupling has certain nice monotonicity properties which we will use to prove that, despite not fitting into the LPP framework, PASEP still displays slow decorrelation.

We now briefly review this graphical construction. Above every integer draw a half-infinite time ladder. Fix p (and hence q) and for each ladder place right and left horizontal arrows independently at Poisson points with rates p and q respectively. This is the common environment in which all initial conditions may be coupled. Particles move upwards in time until they encounter an arrow leaving their ladder. They try to follow this ladder, and hence hop one step, yet this move is excluded if there is already another particle on the neighboring ladder.

In a series of three papers [37, 38, 39] Tracy and Widom show that for step initial conditions with positive drift $\gamma = p - q > 0$, PASEP behaves asymptotically the same as TASEP (when speeded-up by $1/\gamma$). Just as in TASEP the current or height function is of central interest. $I(x, t)$ is defined as the number of particles which jumped from x to $x + 1$ minus the ones from $x + 1$ to x during $[0, t]$. $h(x, t)$ is again defined by (36). This time, the height function does not monotonically grow, but does still have an upward drift.

The slow decorrelation theorem for PASEP with general initial conditions is the following. In the theorem below, by a PASEP model we mean a measure on initial configurations, as well as a rate $p = 1 - q \in (1/2, 1]$. We write $h(x, t)$ for the height function for this specified model, and $h'(x, t)$ for the height function for the PASEP with step initial conditions. Note that the generalizations of Remark 3.2 apply in this case too.

Theorem 5.1 (Slow decorrelation for PASEP). *Consider a velocity $v \in \mathbb{R}$ and a second variable $u \in \mathbb{R}$. If there exist constants (depending on v and u and the model): ℓ and ℓ' non-negative; $\gamma, \gamma' \in (0, 1)$; $\nu \in (0, \gamma/\gamma')$; and distributions D and D' such that*

$$\begin{aligned} \frac{h(vt, t) - t\ell}{t^\gamma} &\Longrightarrow D, \quad \text{as } t \text{ goes to infinity,} \\ \frac{h(vt + ut^\nu, t + t^\nu) - t\ell - t^\nu\ell'}{t^\gamma} &\Longrightarrow D, \quad \text{as } t \text{ goes to infinity,} \\ \frac{h'(ut, t) - t\ell'}{t^{\gamma'}} &\Longrightarrow D', \quad \text{as } t \text{ goes to infinity,} \end{aligned} \tag{38}$$

then we have slow decorrelation of the PASEP height function at speed v , in the direction given by u and with scaling exponent ν , i.e., for all $M > 0$,

$$\lim_{t \rightarrow \infty} \mathbb{P}(|h(vt + ut^\nu, t + t^\nu) - h(vt, t) - t^\nu\ell'| \geq Mt^\gamma) = 0. \tag{39}$$

Proof of Theorem 5.1. Rather than the height function we focus on the current which is related via equation (37). $I(vt + ut^\nu, t + t^\nu)$ is equal to the current $I(vt, t)$ up to time t , plus the current of particle which cross the space-time line from vt at time t to $vt + ut^\nu$ at time $t + t^\nu$. We consider a coupled system starting at time t reset so as to appear to be in step initial conditions centered at vt . By monotonicity of the basic coupling the current across the space-time line from vt at time t to $vt + ut^\nu$ at time $t + t^\nu$ for this tweaked system will exceed that for the original system. Denote this coupled systems current by $I'(ut^\nu, t^\nu)$ and observe that, marginally, this is distributed as the current of an independent step initial condition PASEP. By the above noted monotonicity,

$$I(vt + ut^\nu, t + t^\nu) = I(vt, t) + I'(ut^\nu, t^\nu) + X_t \tag{40}$$

where $X_t \leq 0$. From this point on the proof follows exactly as in the proof of Theorem 3.1. \square

Using the fluctuation results proved in [37, 38, 39], reviewed in [40], we find that the above hypothesis is satisfied for PASEP with step initial conditions and also for step Bernoulli initial conditions [41] with $\rho_- = 0$ and $\rho_+ > 0$. The slow decorrelation directions are given by the characteristics just as in the case of TASEP. These two sets of initial conditions are the only for which fluctuations theorems are presently known for PASEP, but limit process theorems are not yet proven.

APPENDIX A. WEAKLY ASYMMETRIC SIMPLE EXCLUSION PROCESS (WASEP)

One necessary condition which has to be satisfied for a local stochastic growth model to be in the KPZ class is that the speed of growth v as a function of the surface gradient ∇h has a non-zero second derivative, i.e., $d^2v(u = \nabla h)/du^2 \neq 0$ (this is related to $\lambda \neq 0$). This condition means, in terms of particle current j as a function of particle density ρ that $d^2j(\rho)/d\rho^2 \neq 0$. For PASEP it holds $j(\rho) = (1 - 2p)\rho(1 - \rho)$. The case $p = 1/2$ is called symmetric exclusion process (SEP) and it belongs to the Edwards-Wilkinson class. In the weakly asymmetric version of PASEP (WASEP), p is scaled with the observation time t so that $p \rightarrow 1/2$ as $t \rightarrow \infty$ but appropriately fast so that it is still in the KPZ class. Then the WASEP height function converges to the solution to the KPZ equation (1) with specific initial data and interpreted in terms of the Hopf-Cole transform of the stochastic heat equation. For close-to-equilibrium WASEP this result was proved in [8] (see also [21]), while for out-of-equilibrium WASEP see [1]. For out-of-equilibrium the one-point height function fluctuations limit theorem is proven and made a well-founded conjecture as to the full spatial process (see [33, 1]). As the weak asymmetry is increased so as to approach partial or total asymmetry (our present case) these *crossover* processes converges to the Airy_2 process.

REFERENCES

- [1] G. Amir, I. Corwin, and J. Quastel. Probability distribution of the free energy of the continuum directed random polymer in 1+1 dimensions. arXiv:1003.0443.
- [2] J. Baik. Painlevé formulas of the limiting distributions for nonnull complex sample covariance matrices. *Duke Math. Journal*, 33:205–235, 2006.
- [3] J. Baik, G. Ben Arous, and S. Péché. Phase transition of the largest eigenvalue for nonnull complex sample covariance matrices. *Ann. Probab.*, 33:1643–1697, 2005.
- [4] J. Baik, P. Deift, and K. Johansson. On the Distribution of the Length of the Longest Increasing Subsequence of Random Permutations. *J. Amer. Math. Soc.*, 12:1119–1178, 1999.
- [5] J. Baik, P.L. Ferrari, and S. Péché. Limit process of stationary TASEP near the characteristic line. arXiv:0907.0226; *Comm. Pure Appl. Math.*, To appear.
- [6] J. Baik and E. Rains. Limiting distributions for a polynuclear growth model with external sources. *J. Stat. Phys.*, 100:523–542, 2000.
- [7] G. Ben Arous and I. Corwin. Current Fluctuations for TASEP: A Proof of the Prähofer-Spohn Conjecture. *Ann. Probab.*, To appear.
- [8] L. Bertini, G. Giacomin. Stochastic Burgers and KPZ equations from particle systems. *Comm. Math. Phys.* 183:571–607, 1997.
- [9] A. Borodin and P.L. Ferrari. Large time asymptotics of growth models on space-like paths I: PushASEP. *Electron. J Probab.*, 13:1380-1418, 2008.
- [10] A. Borodin, P.L. Ferrari and M. Prähofer. Fluctuations in the discrete TASEP with periodic initial configurations and the Airy_1 process. *Int. Math. Res. Papers*, rpm002, 2007.
- [11] A. Borodin, P.L. Ferrari, M. Prähofer and T. Sasamoto. Fluctuation properties of the TASEP with periodic initial configuration. *J. Stat. Phys.*, 129:1055-1080, 2007.
- [12] A. Borodin, P.L. Ferrari and T. Sasamoto. Transition between Airy_1 and Airy_2 processes and TASEP fluctuations. *Comm. Pure Appl. Math.*, 61:1603-1629, 2007.

- [13] A. Borodin, P.L. Ferrari and T. Sasamoto. Large Time Asymptotics of Growth Models on Space-like Paths II: PNG and Parallel TASEP. *Comm. Math. Phys.*, 283:417-449, 2008.
- [14] A. Borodin, P.L. Ferrari and T. Sasamoto. Two speed TASEP. *J. Stat. Phys.*, 1572–9613, 2009.
- [15] A. Borodin and S. P ech e. Airy kernel with two sets of parameters in directed percolation and random matrix theory. *J. Stat. Phys.*, 132:275–290, 2008.
- [16] I. Corwin, P.L. Ferrari and S. P ech e. Limit processes for TASEP with shocks and rarefaction fans arXiv:1002.3476.
- [17] L.C. Evans. *Partial Differential Equations*. AMS, Providence, 1998.
- [18] P. L. Ferrari. Slow decorrelations in KPZ growth. *J. Stat. Phys.*, P07022, 2008.
- [19] T. Imamura and T. Sasamoto. Fluctuations of the one-dimensional polynuclear growth model with external sources. *Nucl. Phys. B*, 699:503–544, 2004.
- [20] T. Imamura and T. Sasamoto. Dynamical properties of a tagged particle in the totally asymmetric simple exclusion process with the step-type initial condition. *J. Stat. Phys.*, 128:799–846, 2007.
- [21] M. Jara and P. Gonalves. Universality of KPZ equation. arXiv:1003.4478.
- [22] K. Johansson. Shape fluctuations and random matrices. *Comm. Math. Phys.*, 209:437–476, 2000.
- [23] K. Johansson. Discrete polynuclear growth and determinantal processes. *Comm. Math. Phys.*, 242:277–329, 2003.
- [24] H. Kallabis and J. Krug. Persistence of Kardar-Parisi-Zhang interfaces. *Europhys. Lett.*, 45:20–25, 1999.
- [25] M. Kardar, G. Parisi, Y.C Zhang. Dynamic scaling of growth interfaces. *Phys. Rev. Lett.*, 56:889-892, 1986.
- [26] J. Krug, H. Kallabis, S.N. Majumdar, S.J. Cornell, A.J. Bray and C. Sire. Persistence exponents for fluctuating interfaces. *Phys. Rev. E*, 56:2702, 1997.
- [27] J. Krug and H. Spohn. Kinetic roughening of growing surfaces. *Solids Far From Equilibrium*, Godr eche ed., Cambridge Univ. Press, 1991.
- [28] T.M. Liggett. *Stochastic Interacting Systems: Contact, Voter and Exclusion Processes*. Springer, Berlin, 1999.
- [29] T.M. Liggett. *Interacting Particle Systems*. Springer, Berlin, reprint of 1985 original edition, 2005.
- [30] M. Pr ahofer and H. Spohn. Current fluctuations for the totally asymmetric simple exclusion process. *Progress in Probability*, 51:185–204, 2002.
- [31] M. Pr ahofer and H. Spohn. Scale invariance of the PNG droplet and the Airy process. *J. Stat. Phys.*, 108:1071–1106, 2002.
- [32] H. Rost. Non-equilibrium behavior of a many particle process: Density profile and the local equilibrium. *Z. Wahrsch. Verw. Gebiete*, 58:41–53, 1981.
- [33] T. Sasamoto and H. Spohn. Univesality of the one-dimensional KPZ equation. arXiv:1002.1883.
- [34] T. Sepp al inen. Scaling for a one-dimensional directed polymer with constrained endpoints. arXiv:0911.2446
- [35] T. Sepp al inen. Hydrodynamic scaling, convex duality and asymptotic shapes of growth models. *Markov Proc. Relat. Fields* 4:1–26, 1998.
- [36] C. Tracy and H. Widom. Level-spacing distributions and the Airy kernel. *Comm. Math. Phys.*, 159:151–174, 1994.
- [37] C. Tracy and H. Widom. Integral formulas for the asymmetric simple exclusion process. *Comm. Math. Phys.*, 279:815–844, 2008.
- [38] C. Tracy and H. Widom. A Fredholm determinant representation in ASEP. *J. Stat. Phys.*, 132:291–300, 2008.
- [39] C. Tracy and H. Widom. Asymptotics in ASEP with step initial condition. *Comm. Math. Phys.* 290:129–154, 2009.
- [40] C. Tracy and H. Widom. Total current fluctuations in ASEP. *J. Math. Phys.* 50,095204, 2009.
- [41] C. Tracy and H. Widom. On ASEP with Step Bernoulli Initial Condition. *J. Stat. Phys.* 137:291–300, 2008.

I. CORWIN, COURANT INSTITUTE OF MATHEMATICAL SCIENCES, NEW YORK UNIVERSITY, 251
MERCER STREET, NEW YORK, NY 10012, USA

E-mail address: `corwin@cims.nyu.edu`

P.L. FERRARI, INSTITUTE OF APPLIED MATHEMATICS, UNIVERSITY OF BONN, ENDENICHER ALLEE
60, 53115 BONN, GERMANY

E-mail address: `ferrari@uni-bonn.de`

S. PÉCHÉ, INSTITUT FOURIER, 100 RUE DES MATHS, 38402 SAINT MARTIN D'HERES, FRANCE

E-mail address: `Sandrine.Peche@ujf-grenoble.fr`