

When sound slows down bubbles

Rémi Dangla¹ and Cédric Poulain^{1, a)}
CEA, DEN, F38054, Grenoble, France.

(Dated: 22 March 2022)

We report experimental observations that a bubble rising in water in the presence of a sound field is significantly slowed down, even at moderate acoustic pressures.

We measure the mean rise velocity of bubbles under various acoustic forcings and show this effect occurs if the noise spectrum matches or overlaps bubble resonance. We render surface oscillations and translational movements of bubbles using high speed video imaging and thereby identify Faraday waves on the bubble wall as the cause for the velocity reduction. The associated mechanisms are discussed in terms of induced forces.

The velocity at which buoyant gas bubbles rise to the surface of a liquid is key to geophysical and industrial processes¹. Hence, considerable effort has been devoted to understanding the hydrodynamics of a single bubble², underlying the major role played by the shape and the wake on its buoyant rise.

Bubbles are also known to be highly sound-sensitive objects³, a property which also has implications in various fields: from sound propagation in oceans⁴, to sonoluminescence and sonochemistry⁵, or even for biomedical applications⁶. Acoustically, a bubble responds to acoustic pressure fluctuations as a peculiar resonator since its resonant Minnaert frequency f_M (Hz) obeys

$$f_M \approx 3.26/R, \text{ valid for bubble radius } R > 10^{-6} \text{ m}, \quad (1)$$

and corresponds to a forcing wavelength in water much greater than the bubble size, such that the bubble undergoes radial oscillations. Yet, beyond a critical acceleration of the bubble wall, the parametric Faraday instability is triggered and shape oscillations (surface waves) develop^{7,8}. Furthermore, because a bubble is a sharp oscillator, this threshold is lowest in terms of forcing pressure if the bubble is excited near resonance. Acoustic forcing of these waves has interesting applications such as bubble sizing⁹, electrodeposition patterning¹⁰ or mass transfer enhancements¹¹.

Although most of the above cited applications involve buoyant bubbles rising in noisy environments, fewer studies^{12–14} concern these coupled aspects. The shape of a bubble being key to its hydrodynamics, surface waves are expected to significantly modify the bubble rise. However, existing results focus on the influence of high intensity sound fields on bubble motion, in which case effects of the Faraday instability, if triggered, overlap with other mechanisms such as the acoustic radiation force.

Hence, it is logical to address the following question: “what is the effect of a *low intensity, permanent and resonant* sound field on the rise of a bubble?”

In this letter, we report experiments studying the interaction of a single rising bubble with a resonant sound field. Rise velocities with and without sound are compared by time of flight measurements to capture effects

of the acoustics. Our results are discussed to identify the physics at play but the complete theoretical modeling is beyond the scope of this letter.

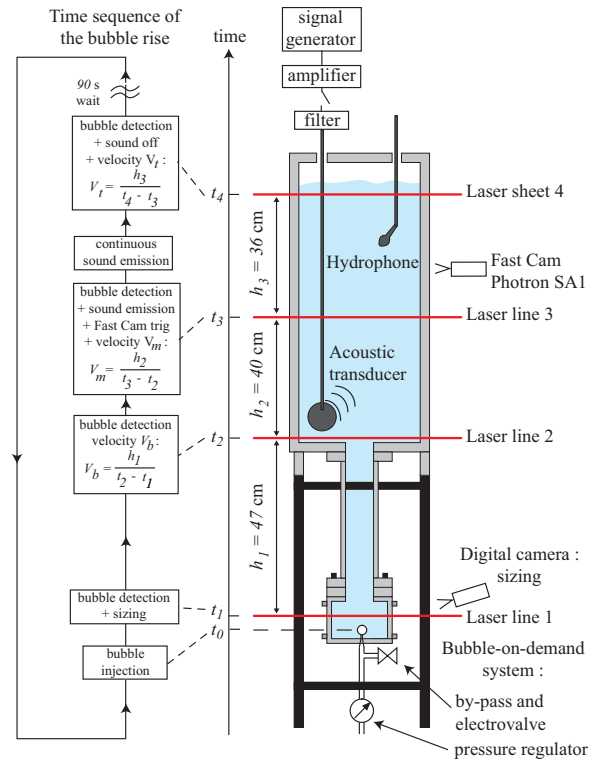


FIG. 1. **Right** : Sketch of the experimental set-up featuring the bubble-on-demand system, the 4 lasers that detect bubble crossings to measure rise velocities and to trigger events, the sound emission chain and the digital cameras. **Left** : the time sequence of a bubble rise is decomposed in key steps including injection, sizing, velocity measurements and sound emission triggering.

The experimental set-up is sketched on Fig. 1. Air bubbles are produced at the bottom of a tall Plexiglas water tank: a cubic visualization cell (9 cm wide) linked to a round tube (6 cm i.d, 40 cm height) leads to a squared vessel (30 × 30 × 90 cm). Experiments are carried out using purified deionized water at room temperature ($T \approx 25^0 \text{ C}$). The vessel is sealed to limit contamination. Single bubbles are released from a capillary silica tube

^{a)} Electronic mail: cedric.poulain@cea.fr

(20 μm i.d., 90 μm o.d.) connected to a fixed pressure source. A home made system (by-pass and electrovalve) enables on-demand bubble production every 90 s to ensure that the previous bubble and its wake have vanished. Upon release, the bubble is detected and sized at the bottom of the tank by a digital camera synchronized to a stroboscopic flash. The bottom bubble radius R_b is extracted by live image processing using a Mat-Lab routine (1% accuracy). Very good reproducibility is obtained since the diameters of successive bubbles are identical within the measurements error margin.

During rise, 4 lasers (3 lines and 1 sheet) placed at heights 5 cm, 53 cm, 93 cm and 129 cm above the injection nozzle detect bubble crossings, giving 4 trigger times and thus 3 rise velocity measurements by time of flight (V_b , V_m and V_t for bottom, middle and top respectively - see Fig. 1 for details). Crossing detections are also used as triggers : for sound emission and high speed camera acquisition by the laser 3 and for sound deactivation by the top laser sheet.

Sound is produced by an ITC 1001 spherical transducer (an omnidirectional projector) powered by an audio amplifier (HPA A2400) followed by a transformer (ratio 4.5). Monochromatic or band filtered white noise signals can be generated using a B&K 3310 Pulse system. The projector is placed at the bottom of the top vessel in most experiments. Sound pressure signals are recorded by a hydrophone (B&K type 8103) connected to a charge amplifier (B&K Nexus). The tank being a resonant cavity, the sound field along the vertical centerline of the tank is mapped prior to each series of experiments involving monochromatic sound. The hydrophone is then placed near a wave crest 2 cm away from the centerline to give a measure of the sound pressure in the resonant tank throughout the experiment¹⁵. A high speed video camera (Photron SA1) captures the rise and oscillations of the bubble in synchronization with the hydrophone sound pressure signal using a dedicated synchronized fast-acquisition system (Photron MCDL).

The experimental protocol is the following: First, bubbles are produced until stability of the injection nozzle is reached, setting a reference bubble radius R_b^0 for the rest of the series. Assuming an isothermal hydrostatic expansion of the bubbles, the radius R_t at the height of laser 3 is predicted and injected into a refined version of (1) (cf.³ p.183.) to calculate the resonant frequency f_M , taking dissipative effects into account. Reverberation effects can be shown to be negligible in our configuration¹⁶. Afterwards, a series of bubbles are released without acoustic forcing to determine the three reference quiescent rise velocities (V_b^0 , V_m^0 and V_t^0). Only then is sound emission activated and the effect of acoustics are probed. The bottom V_b and middle V_m velocities are still measured in a quiescent environment. Along with the bubble radius R_b , they are indicators of reproducibility as they should remain equal to the reference values R_b^0 , V_b^0 and V_m^0 , and are used to rule out random events such as changes in bubbling regime. Finally, the effect of acoustics on the

bubble ascent is captured by the top rise velocity V_t , measured above the laser 3 that triggers sound emission.

We run experiments in which bubbles are forced at a fixed frequency f near resonance f_M and at varying sound levels. The top rise velocity V_t normalized by the reference value V_t^0 is plotted in Fig. 2 as a function of the acoustic pressure P for both monochromatic sound and band filtered white noise of fixed frequency span. The curves featured on Fig. 2 are typical of all conducted experiments, in which bubble radii ranged from 300 μm to 500 μm . Firstly, we observe that the acoustic forcing at resonance reduces rise velocity by up to 30% for moderate noise levels of order $P \approx 100$ Pa, and by more than 50% for $P > 300$ Pa. Secondly, there is always a clear pressure threshold P_c upon which acoustic effects come into play, around $P = 50$ Pa for the plotted measurements. This threshold does not differ significantly from monochromatic to band filtered white-noise cases. Furthermore, we recover the shape of the curves whatever the projector's position, indicating that only the value for the threshold P_c varies with the acoustic forcing characteristics (projector position and spectrum).

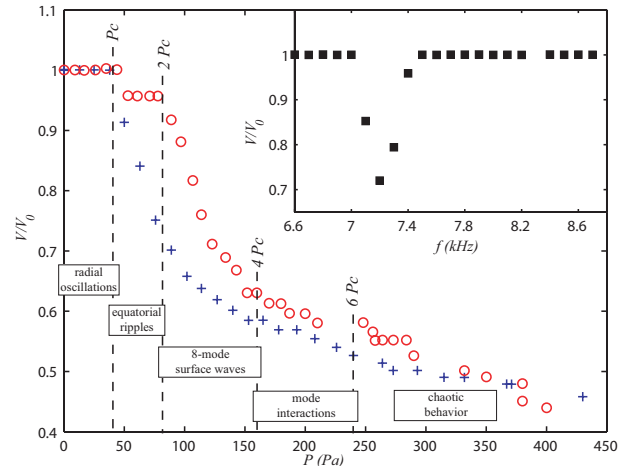


FIG. 2. Bubble velocity V_t normalized by the quiescent reference velocity V_t^0 , as a function of the root mean square (RMS) sound pressure P for monochromatic (+) and band filtered white noise (o) emission. For the monochromatic case (+), $R_b^0 = 452$ μm , $V_t^0 = 19.2$ $\text{cm}\cdot\text{s}^{-1}$, $f_M = 7.04$ kHz and $f = 7.2$ kHz. For the filtered white noise, $R_b^0 = 446$ μm , $V_t^0 = 18.9$ $\text{cm}\cdot\text{s}^{-1}$, $f_M = 7.13$ kHz, central frequency $f = 7.2$ kHz with a span $\Delta f = 1.6$ kHz. Pressure bands relate the different surface oscillation regimes to the velocity decrease. Insert: V_t/V_t^0 as a function of the acoustic frequency f for a monochromatic forcing: $R_b^0 = 447$ μm , $V_t^0 = 19.0$ $\text{cm}\cdot\text{s}^{-1}$, $f_M = 7.12$ kHz, $P = 114$ Pa.

To test the frequency sensitivity of the phenomenon, we excite a series of bubbles by monochromatic forcings at a constant sound pressure P above the threshold P_c for velocity reduction and at various frequencies around resonance. Insert in Fig. 2 shows that bubbles are only slowed down by acoustic forcings near resonance for a narrow bandwidth of 300 Hz approximately, which is of the order

of the bubble's resonant bandwidth $\Delta f_0 = 280 \text{ Hz}^3$. We also verify that forcing at harmonics and subharmonics of the resonant frequency have no effect on the rise velocity. We obtain similar results using band-filtered white noise forcings but the added parameter of frequency span leads to a more complex parametric analysis.

Hence, the velocity reduction induced by the acoustic forcing is shown to be a threshold effect restricted to a narrow frequency band around resonance. Other phenomenons involving acoustic forcing of bubbles share such onset properties, such as subharmonic emissions of resonant bubbles⁹ and mass transfer enhancements¹¹. In these problems, the origin for the threshold behavior is the parametric Faraday instability, which triggers surface waves on the bubble wall. Theoretical models and experimental measurements^{8,17} predict the triggering of Faraday waves on bubbles of $500 \mu\text{m}$ radius for sound pressures of approximately $P \approx 5 \cdot 10^{-2}/R = 100 \text{ Pa}$, which is of the order of the threshold P_c we measure for rise velocity reduction. To substantiate the link, we visualize in detail bubble behavior under acoustic forcing at resonance using high speed video imaging (62500 fps).

In the case of monochromatic sound emission, the videos reveal a clear transition in bubble surface motion at the pressure threshold P_c . Below this onset value, bubbles oscillate radially while above, they undergo shape oscillations. The bubble geometric distortions are first localized near the equator, as shown in figure 3(a). Such equatorial modes have been observed for tethered bubbles and modeled in the framework of Faraday waves as self-focusing ripples¹⁸. Here, this particular feature is visualized on rising bubbles.

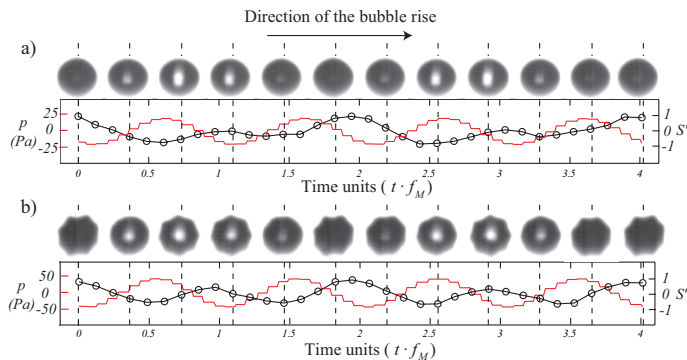


FIG. 3. Frame sequence for rising bubbles in (a) equatorial mode and (b) mode 8 oscillations. Curves below represent the instantaneous acoustic pressure $p(t)$ near the bubble (—) and the normalized projected area fluctuations S' of the bubble (o). $R_b = 420 \mu\text{m}$, $f = f_M = 7.6 \text{ kHz}$, (a) $P = P_c = 15 \text{ Pa}$ and (b) $P = 31 \text{ Pa}$, $V_t^0 = 17.8 \text{ cm}\cdot\text{s}^{-1}$, frame rate 62500 fps.

As the acoustic pressure increases to a value of $P \approx 2 \cdot P_c$, the pattern formed by the Faraday waves changes from equatorial distortions to 8-mode oscillations, as shown on figure 3(b). This observation is consistent with theoretical results^{8,17}, which predict the 8-mode as the most unstable parametric surface wave for a non moving

oscillating bubble of size $R = 420 \mu\text{m}$.

Well above the pressure threshold, for $4 < P/P_c < 6$ approximately, multiple unstable modes interact and give rise to less regular geometric deformations and complex patterns. For even stronger forcing of typically $P/P_c > 6$, the bubble oscillations are highly distorted, no longer axisymmetric nor harmonic. In this regime, the rise velocity V_t decreases to 50% of the reference value V_t^0 and the bubble “dances”: it follows an erratic path along the vertical and fragmentation occurs, as often observed in acoustic trapping experiments¹². Each regime is illustrated by a movie in the auxiliary material¹⁹.

In the video sequences under white noise emissions band-filtered around resonance, the bubble exhibits non-stationary volume and shape oscillations, as both the local frequency and amplitude of the sound wave that impinges on the bubble are time dependent. Therefore, the onset threshold for Faraday waves is only met transiently and the instability never reaches a steady state²⁰. Nonetheless, the surface oscillations of the bubbles can still be qualitatively described as sequences of equatorial ripples, n-mode oscillations and mode superpositions.

Additional quantitative evidence is brought by the frequency of the surface oscillations which can be estimated from the video sequences and the time traces of the bubble's projected area and compared to the sound pressure signals, shown in Fig. 3. It is clearly subharmonic of the forcing frequency, a key feature of the Faraday instability.

As a whole, these observations establish surface Faraday waves as the cause for the rise velocity reduction but the underlying mechanism needs to be discussed. In our experiments, the bubble is sufficiently small that, in the absence of sound, it rises along a vertical line² at a velocity fixed by two competing forces: the buoyant driving force $\vec{F}_b = \rho \mathcal{V} \vec{g}$ in which ρ is the density of water, \mathcal{V} the bubble volume and \vec{g} gravity, and a drag force $\vec{F}_d = -1/2 C_d \rho \pi R^2 |\vec{V}| \vec{V}$ where C_d is a shape-dependent drag coefficient²¹ and \vec{V} the bubble velocity.

When sound is produced below the Faraday threshold P_c , the bubble undergoes radial volume oscillations (a few percent in amplitude: $\delta R/R \propto 10^{-2}$), leading the force balance into a non-steady state. Hence, the rise velocity also oscillates around a mean value, such that the unsteady added mass²² and history²³ forces come into play. Yet, we observe that the mean rise velocity is not altered. Indeed, the contribution of these forces to the mean momentum balance is at most $O(\delta R^2/R^2)$ when compared to the buoyancy force. Nevertheless, other effects have to be examined: *First*, velocity fluctuations also couple with radial oscillations, giving rise to a streaming effect. Under the operating configuration, the streaming flow is of order²⁴ $1 \text{ mm}\cdot\text{s}^{-1}$, which is negligible compared to the bubble rise velocity V_t^0 . *Second*, the sound field produces a radiation pressure on the bubble²⁵. However, this force requires strong acoustics fields to be significant, as illustrated by the following scaling argument. Pressure fluctuations of amplitude P' induce volume oscillations $V' \propto R/(\rho \xi f^2) \cdot P'$, where $\xi \propto 10^{-2}$ is the damping co-

efficient of the bubble and f the forcing frequency³. The pressure gradient scales as $\vec{\nabla}P \propto f/c \cdot P'$ with c the sound velocity in water. At resonance, the forcing frequency f is given by (1), such that the radiation force relative scales as $F_r/F_b \propto \langle \mathcal{V}' \cdot \vec{\nabla}P \rangle / F_b \propto 10^{-9} P^2/R$ relatively to buoyancy. Hence, the radiation force is significant for acoustic pressures above $P_r \approx 10^4/\sqrt{R}$ beyond the threshold for Faraday waves $P_c \approx 5 \cdot 10^{-2}/R$, provided bubbles are at least micron sized.

For sound pressures above P_c , the same forces compete but surface waves now superimpose onto the volume oscillations. The exact mechanism by which the Faraday waves reduce the rise velocity is difficult to identify given the number of forces acting upon the bubble and the complexity of the shape oscillations. A likely candidate is the increase in the mean hydrodynamic drag \bar{F}_d through modification of the drag coefficient C_d . Such variations are be significant: the drag coefficient of a cube can be twice that of an equivalent sphere, depending on its orientation. Here, given the observed angular shapes, C_d always increases when the bubble departs its spherical geometry, such that the mean drag coefficient also increases. Nevertheless, other mechanisms cannot be ruled out, since, for example, Faraday waves have been shown to greatly enhance acoustic streaming²⁶. Hence, new models and numerical simulations are necessary to the full understanding of the observed rise velocity reduction.

To conclude, our observations clearly establish the strong impact of surface Faraday waves on a bubble's buoyant rise. Such waves are most easily triggered by resonant acoustic forcings such that moderate sound levels can induce important rise velocity modifications. This suggests to take into account the acoustic noise in multiphase flow problematics: air entrainment in oceanic surf zones²⁷, charge losses in bubbly flows, or turbulence drag reduction by microbubble injection²⁸. From a more applied point of view, our observations could initiate new strategies for industrial processes where the bubble rise rate is crucial, or for soft-matter sorting by acoustophoresis. Indeed, as shown in a recent paper²⁹, some cancer cells have a lower membrane elasticity and this contrast in stiffness should modify surface waves triggered on the cell wall, which in turn modifies the flow properties of the cell. It is the subject of ongoing investigations.

The authors wish to thank E. Hervieu and M. Guinard for scientific support and stimulating discussions as well as C. Kevorkian for helpful technical support.

¹R. F. Mudde, "Gravity-driven bubbly flows," *Annu. Rev. Fluid Mech.* **37**, 393–423 (2005).

²J. Magnaudet and I. Eames, "The motion of high-reynolds-number bubbles in inhomogeneous flows," *Annu. Rev. Fluid Mech.* **32**, 659–708 (2000).

³T. G. Leighton, *The acoustic bubble* (Academic Press Limited, London, 1994).

⁴C. S. Clay and H. Medwin, *Acoustical oceanography: Principles and applications* (Wiley Interscience, New York, 1977).

⁵L. A. Crum, T. J. Mason, J. L. Reisse, and K. S. Suslick, *Sonochemistry and Sonoluminescence* (Kluwer Academic Publishers, Dordrecht, 1998).

⁶P. Marmottant and S. Hilgenfeldt, "Controlled vesicle deformation and lysis by single oscillating bubble," *Nature* **8** (May 2003).

⁷M Faraday, "On a peculiar class of acoustical figures; and on certain forms assumed by groups of particles upon vibrating elastic surfaces," *Philos. Trans. R. Soc. London* **121**, 319 (1831).

⁸D. G. Ramble, A. D. Phelps, and T. G. Leighton, "On the relation between surface waves on a bubble and the subharmonic combination-frequency emission," *Acta Acustica* **84**, 986–988 (1998).

⁹A. D. Phelps and T. G. Leighton, "The subharmonic oscillations and combination-frequency subharmonic emissions from a resonant bubble: Their properties and generation mechanisms," *Acta Acustica* **83**, 59–66 (1997).

¹⁰D. G. Offen, P. R. Birkin, and T. G. Leighton, "Electrodeposition of copper in the presence of an acoustically excited gas bubble," *Electrochem. Commun.* **9**, 1062–1068 (2007).

¹¹P. R. Birkin, Y. E. Watson, and T.G. Leighton, "Efficient mass transfer from an acoustically oscillated gas bubble," *Chem. Comm.*, 2650–2651(2001).

¹²A. I. Eller and L. A. Crum, "Instability of the motion of a pulsating bubble in a sound field," *J. Acoust. Soc. Am.* **47**, 762–767 (1970).

¹³A. Larraza and E. Ticholski, "Acoustic einstein-hopf drag on a bubble," *Phys. Rev. Lett.* **84**, 2378–2382 (2000).

¹⁴J. Rensen, D. Bosman, J. Magnaudet, C. D. Ohl, A. Prosperetti, R. Tögel, M. Versluis, and D. Lohse, "Spiraling bubbles: How acoustic and hydrodynamic forces compete," *Phys. Rev. Lett.* **86**, 4819–4822 (May 2001).

¹⁵Sound pressures are given in RMS values to enable a direct comparison between monochromatic and band filtered noise values.

¹⁶T. G. Leighton, P. R. White, C. L. Morfey, J. W. L. Clarke, G. J. Heald, H. A. Dumbrell, and K. R. Holland, "The effect of reverberation on the damping of bubbles," *J. Acoust. Soc. Am.* **112**, 1366–1376 (2002).

¹⁷R. Nabergoj and A. Francescutto, "On thresholds for surface waves on resonant bubbles," *Journal de Physique* **40**, 306–309 (1979).

¹⁸A. O. Maksimov, T. G. Leighton, and P. R. Birkin, "Self focusing of acoustically excited faraday ripples on a bubble wall," *Phys. Lett. A* **372**, 3210–3216 (2008).

¹⁹http://supplementary_information/movies/.

²⁰A. O. Maksimov and T. G. Leighton, "Transient processes near the acoustic threshold of parametrically-driven bubble shape oscillations," *Acta Acustica* **87**, 322–333 (2001).

²¹We omit to detail the velocity dependence of the drag coefficient for simplicity.

²²C. D. Ohl, A. Tjink, and A. Prosperetti, "The added mass of an expanding bubble," *J. Fluid Mech.* **482**, 271–290 (2003).

²³J. Magnaudet and D. Legendre, "The viscous drag force on a spherical bubble with a time-dependent radius," *Phys. Fluids* **10**, 550–555 (1998).

²⁴M. S. Longuet-Higgins, "Viscous streaming from an oscillating spherical bubble," *Proc. R. Soc. A* **454**, 725–742 (1998).

²⁵A. A. Doinikov, "Acoustic radiation force on a bubble: Viscous and thermal effects," *J. Acoust. Soc. Am.* **103**, 143–147 (1998).

²⁶A. O. Maksimov, "Viscous streaming from surface waves on the wall of acoustically-driven gas bubbles," *Eur. J. Mech. B* **26**, 28–42 (2007).

²⁷G. B. Deane, "Sound generation and air entrainment by breaking waves in the surf zone," *J. Acoust. Soc. Am.* **102**, 2671–2689 (1997).

²⁸T. Lo, V. L'vov, and I. Procaccia, "Drag reduction by compressible bubbles," *Phys. Rev. E* **73**, 3 (2006).

²⁹S. Cross, Y. Jin, J. Rao, and J. Gimzewski, "Nanomechanical analysis of cells from cancer patients," *Nature Nanotechnology* **2**, 780 – 783 (2007).