

# Equation of State for the Quark Gluon Plasma with the Negative Bag Constant

Viktor V. Begun,<sup>1,2</sup> Mark I. Gorenstein,<sup>1,2</sup> and Oleg A. Mogilevsky<sup>1</sup>

<sup>1</sup>*Bogolyubov Institute for Theoretical Physics, Kiev, Ukraine*

<sup>2</sup>*Frankfurt Institute for Advanced Studies, Frankfurt, Germany*

## Abstract

We propose a new analytical form of the quark-gluon plasma equation of state (EoS). This new EoS satisfies all qualitative features observed in the lattice QCD calculations and gives a good quantitative description of the lattice results in the SU(3) gluodynamics. The energy density for the suggested EoS looks similar to that in the bag model, but requires a negative value of the bag constant.

PACS numbers: 12.39.Ba, 12.40.Ee, 12.38.Mh.

Keywords: Bag model, quark gluon plasma, equation of state

The transition from a confined hadron-resonance phase to a deconfined phase, the quark gluon plasma (QGP), is expected at high temperatures and/or baryonic chemical potentials. For several decades, the bag model (BM) equation of state (EoS) has been used to describe the QGP (see, e.g., Ref. [1]). In the simplest form, i.e. for non-interacting massless constituents and zero values of all conserved charges, the BM EoS reads:

$$\varepsilon(T) = \sigma_{SB} T^4 + B, \quad p(T) = \frac{\sigma_{SB}}{3} T^4 - B, \quad (1)$$

where the energy density  $\varepsilon$  and the pressure  $p$  have a simple dependence on temperature  $T$  modified by adding a positive constant  $B$  (“vacuum pressure”). The Stefan-Boltzmann (SB) constant  $\sigma_{SB}$  in Eq. (1) equals to:

$$\sigma_{SB} = \frac{\pi^2}{30} \left( d_B + \frac{7}{8} d_F \right), \quad (2)$$

where  $d_B$  and  $d_F$  are the degeneracy factors for the bosons (gluons) and fermions (quarks and antiquarks), respectively. The zero value of the baryonic chemical potential in Eq. (1) is a valid approximation for the QGP created in nucleus-nucleus collisions at the BNL RHIC and even better for future experiments at the CERN LHC. Note that also most lattice QCD calculations for the QGP EoS correspond to zero or very small values of the baryonic chemical potential. Equation (1) is assumed to be valid at  $T > T_c$ , where the critical temperature  $T_c$  corresponds to a 1<sup>st</sup> order phase transition in the pure SU(3) gluodynamics or to a smooth crossover in the full QCD.

The main features of the QCD deconfined matter EoS can be illustrated by the Monte Carlo (MC) lattice results [2] for the SU(3) gluodynamics presented in Fig. 1. They can be qualitatively summarized as follows:

1. The pressure  $p(T)$  rapidly increases at  $T \gtrsim T_c$ , while at high  $T$  the system reaches the ideal massless gas behavior  $p \cong \varepsilon/3$ .
2. However, the constant  $\sigma \cong \varepsilon/T^4 \cong 3p/T^4$  observed at high  $T$  is about 10 ÷ 20% smaller than the value of  $\sigma_{SB}$  in Eq. (2).
3. At high  $T$ , both  $\varepsilon/T^4$  and  $3p/T^4$  approach their limiting value  $\sigma$  from below.

Note that these properties of the gluon plasma EoS are also valid in the full QCD.

The phenomenological success of the BM EoS (1) is due to the fact that it satisfies the first property: it gives  $p \cong \varepsilon/3$  at high  $T$  and shows an abrupt drop of  $p(T)$  near  $T_c$ . However, the BM EoS is in a contradiction with the second and third features listed above (see Fig. 1). The

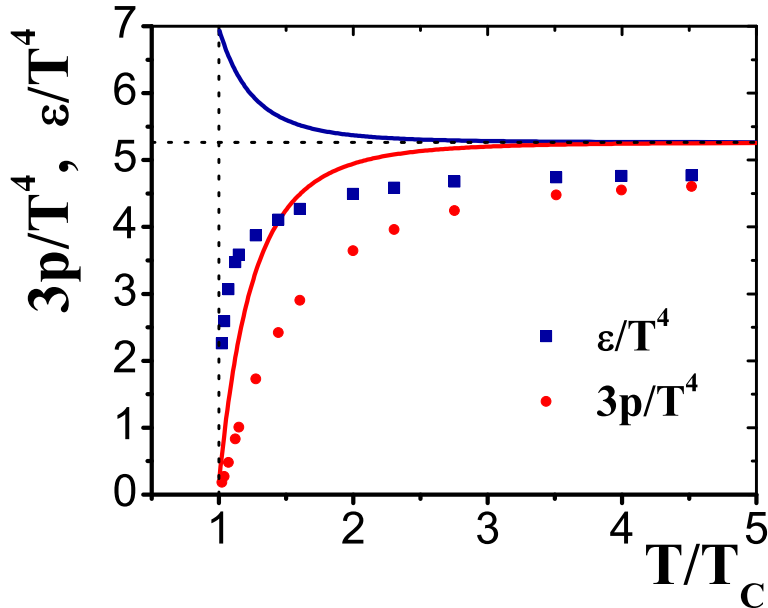


FIG. 1: The MC lattice results for SU(3) gluodynamics [2] for the energy density (squares) and pressure (circles) at  $T > T_c$ . The size of the symbols corresponds to the error-bars reported in Ref. [2]. The dashed horizontal line corresponds to the SB constant  $\sigma_{SB} = 8\pi^2/15$ . The solid lines show the BM EoS (1) with  $d = 16$  and  $B = 1.7T_c^4$  for  $\epsilon/T^4$  (upper line) and  $3p/T^4$  (lower line).

BM EoS (1) gives no suppression of the SB constant. Note that we restrict our consideration to the present lattice results available at finite temperature interval  $T_c < T < 4.5T_c$  and do not discuss the possible asymptotic behavior at  $T \rightarrow \infty$ . The BM energy density  $\epsilon(T)/T^4$  approaches its SB limit from above. This contradicts the MC lattice results. Despite these evident problems, the BM EoS (1), due to its simplicity, is still one of the most popular models for phenomenological applications.

In this letter we suggest a new analytical parametrization for the QGP EoS. It satisfies all three properties listed above, gives a good quantitative description of the MC lattice results for the SU(3) gluodynamics, and is almost as simple as Eq. (1).

As the first step, we consider the suppression of the  $\sigma_{SB}$  constant. For this purpose the quasi-particle approach of Ref. [3] (see also recent papers [4] and references therein) will be used. The system of interacting gluons is treated as a gas of non-interacting quasiparticles with gluon quantum numbers, but with mass  $m(T)$  which depends on  $T$ . The particle energy  $\omega$  and momentum  $k$  are assumed to be connected as  $\omega = [k^2 + m^2(T)]^{1/2}$ . The energy density and

pressure take then the following form:

$$\varepsilon(T) = \frac{d}{2\pi^2} \int_0^\infty k^2 dk \frac{\omega}{\exp(\omega/T) - 1} + B^*(T) \equiv \varepsilon_0(T, \omega) + B^*(T), \quad (3)$$

$$p(T) = \frac{d}{6\pi^2} \int_0^\infty k^2 dk \frac{k^2}{\omega} \frac{1}{\exp(\omega/T) - 1} - B^*(T) \equiv p_0(T, \omega) - B^*(T), \quad (4)$$

where the degeneracy factor  $d = 2(N_c^2 - 1)$  equals 16 for the SU(3) gluodynamics. The temperature dependent function  $B^*(T)$  in Eq. (3) was introduced for the first time in Ref. [3]. It results from the thermodynamical relation,

$$T \frac{dp}{dT} - p(T) = \varepsilon(T), \quad (5)$$

which leads to the equation for the function  $B^*(T)$ ,

$$\frac{dB^*}{dT} = - \frac{\Delta_0(T, \omega)}{m} \frac{dm}{dT}, \quad (6)$$

where  $\Delta_0 \equiv \varepsilon_0 - 3p_0$ , and  $\varepsilon_0, p_0$  defined by Eqs. (3,4) are the ideal gas expressions for massive bosons. If the function  $m(T)$  is known one can calculate  $B^*(T)$  from Eq. (6) up to an arbitrary integration constant  $B$ . The linear relation  $m = aT$  with  $a = \text{const} \geq 0$  used for all  $T \geq T_c$  guarantees the high temperature behavior of  $\varepsilon(T)$  and  $p(T)$  in agreement with the MC lattice results. For  $m = aT$ , the function  $B^*(T)$  derived from Eq. (6) equals to  $B^*(T) = B - \Delta_0(T, \omega)/4$ . One obtains the energy density (3) and the pressure (4),

$$\varepsilon(T) = \sigma T^4 + B, \quad p(T) = \frac{\sigma}{3} T^4 - B, \quad (7)$$

where the modified SB constant  $\sigma$  equals to:

$$\sigma = \frac{3d}{2\pi^2} \sum_{n=1}^{\infty} \left[ \frac{a^2}{n^2} K_2(na) + \frac{a^3}{4n} K_1(na) \right] \equiv \kappa(a) \sigma_{SB}. \quad (8)$$

The  $K_1$  and  $K_2$  in Eq. (8) are the modified Bessel functions. The constant  $\sigma$  in Eq. (7) includes the suppression factor  $\kappa(a)$  which is defined by Eq. (8) and presented in Fig. 2. Therefore, an assumption of the linear  $T$ -dependent mass,  $m = aT$ , leads to the EoS (7) similar to the bag model EoS, but with the suppressed SB constant (8). For  $a \rightarrow 0$ ,  $\kappa \rightarrow 1$  follows, and Eq. (7) coincides with Eq. (1). The modified SB constant  $\sigma = 4.73 < \sigma_{SB}$  allows to fit the high temperature behavior of  $\varepsilon(T)$  and  $p(T)$ . This requires  $\kappa(a) \cong 0.90$  and  $a \cong 0.84$ .

At the second step, which is the main point of our model construction, we include the linear in  $T$  contribution to the QGP pressure. If the function  $\varepsilon(T)$  is known, Eq. (5) is a 1<sup>st</sup> order

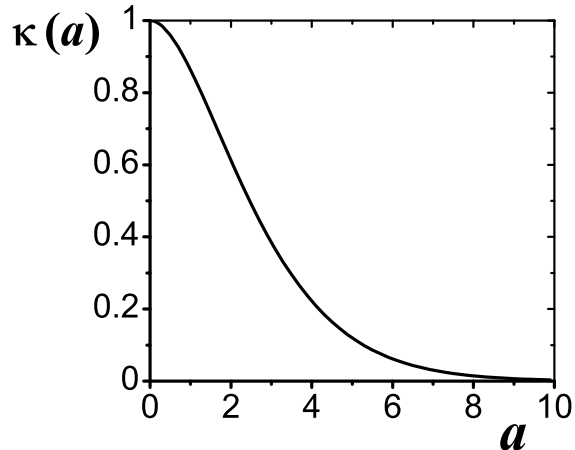


FIG. 2: The suppression factor  $\kappa(a)$  from Eq. (8) as a function of the parameter  $a$ .

differential equation for the function  $p(T)$ . The general solution of this equation includes an arbitrary integration constant which results in the linear in temperature term in the function  $p(T)$ . This was discussed for the first time in Ref. [5]. Thus, for  $\varepsilon(T)$  in the form of Eq. (7), the general solution of Eq. (5) for  $p(T)$  can be written as follows,

$$\varepsilon(T) = \sigma T^4 + B, \quad p(T) = \frac{\sigma}{3} T^4 - B - A T. \quad (9)$$

A sum of the first and second terms in the expression for  $p(T)$  is a partial solution of the inhomogeneous differential equation (5) with  $\varepsilon(T)$  given by (9), whereas the last term in  $p(T)$  corresponds to a general solution of the homogeneous equation  $T dp/dT - p = 0$ . Therefore, the thermodynamical relation (5) between the pressure and energy density admits the linear in  $T$  contribution to  $p(T)$ , which is fully invisible in the  $\varepsilon(T)$  function.

Equation (9) defines our model suggestion for the QGP EoS. For brevity we call it the  $A$ -bag model ( $A$ -BM). The formula for  $\varepsilon(T)$  looks formally the same as in Eq. (1). However, the pressure function  $p(T)$  in the  $A$ -BM (9) contains one more parameter  $A$  comparing to the original BM EoS (1). The model parameters,  $\sigma = 4.73$  and  $B = -2.37 T_c^4$  are found from fitting the MC lattice results [2] for the energy density function  $\varepsilon(T)$ . The third  $A$ -BM parameter  $A = 3.94 T_c^3$  is fixed by fitting the pressure function  $p(T)$ . One finds a good description of the MC lattice results for  $\varepsilon(T)$  and  $p(T)$  within the  $A$ -BM EoS (9) for all <sup>1</sup>  $T > T_c$

---

<sup>1</sup> To be precise, note that we consider the MC lattice points with  $T \geq 1.02 T_c$  to avoid the uncertainties of  $\varepsilon(T)$  at  $T = T_c$ .

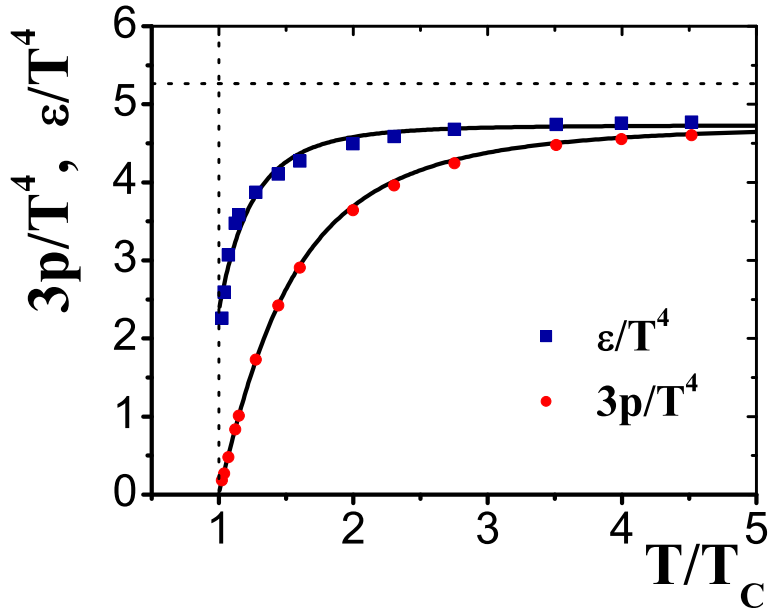


FIG. 3: The MC lattice results and the dotted horizontal line are the same as in Fig. 1. The solid lines correspond to the  $A$ -BM EoS (9) with  $\sigma = 4.73$ ,  $A = 3.94 T_c^3$ , and  $B = -2.37 T_c^4$  for  $\varepsilon/T^4$  (upper line) and  $3p/T^4$  (lower line).

as shown in Fig. 3. The parameter  $\sigma$  in Eq. (9) regulates the high temperature behavior of  $\varepsilon/T^4 \cong 3p/T^4 \cong \sigma$ . As  $A > 0$ , the linear in  $T$  term gives a negative contribution to  $p(T)$  and guarantees both the correct high temperature asymptotic behavior of  $p(T)$  and its strong drop at  $T$  near  $T_c$ . The bag parameter  $B$  in Eq. (9) is found to be *negative*, in contrast to the *positive* bag constant  $B$  in the standard BM EoS (1). Thus, according to the  $A$ -BM (9),  $\varepsilon/T^4$  approaches its high temperature limit  $\sigma$  from below. This is in agreement with the MC lattice results.

An important characteristic of the EoS is the so-called interaction measure,  $(\varepsilon - 3p)/T^4$ , which shows the deviation from the system of noninteracting massless particles. For the  $A$ -BM EoS (9) the interaction measure reads,

$$\frac{\varepsilon - 3p}{T^4} = \frac{3A}{T^3} + \frac{4B}{T^4}. \quad (10)$$

The MC lattice results [2] demonstrate a prominent maximum of the function  $(\varepsilon - 3p)/T^4$  at  $T_{max} \cong 1.1 T_c$ . The maximum of  $(\varepsilon - 3p)/T^4$  is described in the  $A$ -BM (9). This happens due to different signs of the  $A$ - and  $B$ -terms ( $A > 0$ ,  $B < 0$ ) in the r.h.s. of Eq. (10). Note that such a maximum is not reproduced by the so-called fuzzy bag model [6]. In that model, there

are  $T^2$  contributions to both  $p(T)$  and  $\varepsilon(T)$ ,

$$\varepsilon(T) = \sigma T^4 - C T^2 + B, \quad p(T) = \frac{\sigma}{3} T^4 - C T^2 - B, \quad (11)$$

and a comparison with the MC lattice results [2] gives  $C > 0$  and  $B > 0$ . In that case,  $(\varepsilon - 3p)/T^4 = 2C/T^2 + 4B/T^4$  corresponds to a monotonous decreasing function of  $T$  as both terms are positive. A comparison of the EoS (9) and (11) will be discussed in more details in Ref. [7]. An extension of the  $A$ -BM to the  $SU(N_c)$  gluodynamics with  $N_c > 3$  [8], to the quark degrees of freedom and non-zero baryonic chemical potentials can be done along the same scheme and will be considered elsewhere.

In summary, we have suggested a new EoS for the deconfined matter – the  $A$ -BM (9). It satisfies all qualitative features of the MC lattice results at  $T > T_c$  and gives a good quantitative description of the lattice results [2] for the  $SU(3)$  gluodynamics, see Fig. 3. The expression for  $\varepsilon(T)$  in the  $A$ -BM (9) looks similar to that in the BM (1). However, the pressure function  $p(T)$  in the  $A$ -BM (9) contains a new linear in  $T$  negative term which does not contribute to  $\varepsilon(T)$ . The presence of this negative pressure term leads to a principal difference between the bag term  $B$  in the BM and that in the  $A$ -BM. The bag parameter in the  $A$ -BM (9) is found to be *negative*, in contrast to the *positive* bag constant  $B$  in the BM EoS (1). The  $A$ -BM (9) gives a simple analytical parametrization of the QGP EoS. This opens new possibilities for its applications in the hydrodynamic description of the QGP.

**Acknowledgments.** We would like to thank A.I. Bugrij, M. Gaździcki, W. Greiner, V.P. Gusynin, L.L. Jenkovszky, and O. Linnyk for fruitful discussions and O. Kaczmarek for providing us with the lattice results. V.V. Begun thanks the Alexander von Humboldt Foundation for the support. This work was in part supported by the Program of Fundamental Research of the Department of Physics and Astronomy of NAS, Ukraine.

- 
- [1] E.V. Shuryak, Phys. Rep. **61**, 71 (1980); J. Cleymans, R.V. Gavai, and E. Suhonen, *ibid.* **130**, 217 (1986).
  - [2] G. Boyd et al, Phys. Rev. Lett. **75**, 4169 (1995); Nucl. Phys. B **469**, 419 (1996).
  - [3] M.I. Gorenstein and S.N. Yang. Phys. Rev. D **52**, 5206 (1995).

- [4] M. Bluhm and B. Kämpfer, Phys. Rev. D **77** 0344004 (2008), *ibid.* **77**, 114016 (2008); F.G. Gardim and F.M. Steffens, Nucl. Phys. A **825**, 222 (2009); F. Brau and F. Buisseret, Phys. Rev. D **79**, 114007 (2009).
- [5] M.I. Gorenstein and O.A. Mogilevsky, Z. Phys. C **38**, 161 (1988).
- [6] R.D. Pisarsky, Phys. Rev. D **74**, 121703 (2006); Prog. Theor. Phys. Suppl. **168**, 276 (2007).
- [7] V.V. Begun, M.I. Gorenstein, and O.A. Mogilevsky, in preparation.
- [8] M. Panero, Phys. Rev. Lett. **103**, 23200 (2009).