

PPM demodulation: On approaching fundamental limits of optical communications

Saikat Guha, *Member IEEE*
Raytheon BBN Technologies
Cambridge, MA 02138, USA
sguha@bbn.com

Jonathan L. Habif
Raytheon BBN Technologies
Cambridge, MA 02138, USA
jhabif@bbn.com

Masahiro Takeoka
National Inst. of Inf. and Comm. Technology
Tokyo 184-8795, Japan
takeoka@nict.go.jp

Abstract—We consider the problem of demodulating M -ary optical PPM (pulse-position modulation) waveforms, and propose a structured receiver whose mean probability of symbol error is smaller than all known receivers, and approaches the quantum limit. The receiver uses photodetection coupled with optimized phase-coherent optical feedback control and a phase-sensitive parametric amplifier. We also present a general framework of optical receivers known as the *conditional pulse nulling receiver*, which we believe can meet the quantum limited performance bound for any coherent-state (laser-light) optical modulation.

I. COMMUNICATION UNDER THE POISSON REGIME

As per the semi-classical theory of photodetection, the output of a photodetector (e.g., a PIN diode) is the superposition of two statistically independent Poisson point processes: one with a constant rate λ_d (*dark-current noise*) and another whose time-varying rate $\lambda(t)$ is equal to the instantaneous squared-magnitude intensity of the $\sqrt{\text{photons/m}^2\text{sec}}$ unit optical signal field integrated over the receiver aperture. A single-photon detector (SPD) is a low-noise photodetection device that only has single-photon resolving capability, i.e., it registers photon clicks with a Poisson rate $\lambda(t)$, but after each click, the detector is inactive for a minimum *dead time* before it can click again, whether or not any light impinges on its active surface during that time duration (see Fig. 1). Two seminal papers in the late sixties laid the foundations of optical communication theory as an elegant counterpart of the popular model of the additive white Gaussian noise channel. The first was a treatise by Bar-David [1], who worked out explicitly the *Poisson matched filter* for the optimal detection of a set of independent arbitrarily time-varying Poisson point processes of rates $\lambda_k(t)$, $1 \leq k \leq M$, which established a conceptual framework for the optimal estimation theory when laser-light modulated waveforms are detected by a photodetector. The other was a paper by Helstrom [2], which established a concrete groundwork of finding the ultimate limits on optical demodulation as required by the laws of quantum mechanics.

In recent years, it has been shown that the ultimate classical-information capacity of the optical channel with linear loss and background thermal noise can be attained by single-use coherent-state encoding, i.e., non-classical states of light are not needed to achieve the ultimate channel capacity [3], [4]. Nevertheless, conventional optical receivers such as direct detection and coherent detection fall short of achieving the

ultimate capacity limits, and optimal *joint detection receivers*, which make joint quantum-optical measurements over long codeword blocks (which may include receivers that use adaptive measurements and classical feedforward), may be needed. Consider a collection of M coherent-state temporal waveforms $\psi_k(t)$, $1 \leq k \leq M$ forming a set of modulation symbols, each of duration T seconds. Let $\psi_k(t) = \text{Re} [\Psi_k(t)e^{-j(\omega_0 t + \phi_k)}]$ be the $\sqrt{\text{photons/sec}}$ quasi-monochromatic passband optical field at the receiver when the k^{th} modulation symbol is transmitted, where $\Psi_k(t)$ is the baseband received temporal pulse shape, ω_0 the center frequency of transmission, and ϕ_k is a modulation phase (non-zero for quadrature-phase modulation sets). For any set of M coherent-state modulation waveforms, the minimum mean probability of error in distinguishing the M symbols—as permitted by quantum mechanics—can be calculated using the Helstrom bound [5]. Nevertheless, the structured optical receiver that achieves this minimum probability of error is not known in general except for the special case of binary modulation ($M = 2$). A structured realization of the quantum-optimal receiver for binary modulation (such as BPSK or OOK) was derived in theory by Dolinar in 1973 [6] and the first preliminary implementation of the concept was demonstrated recently, more than four decades after its invention [7]. The receiver uses photodetection coupled with optimal time-varying phase-coherent feedback in the $[0, T]$ symbol interval. Near-quantum-optimal structured receivers have been proposed for binary modulation [8], pulse-position modulation (PPM) [9] and phase-shift keying (PSK) [10]. In this paper, we combine all the optimal and near-optimal optical demodulation receivers that have been found to date under one general class of structured receivers—the *conditional pulse nulling* (CPN) receiver—which we then use to obtain the best structured PPM receiver known to date. Moreover, it is highly likely that the CPN strategy, along with optimal feedback control, may have the capability to attain the quantum-limited minimum error rate for any coherent-state modulation format. In this paper, we will concentrate on PPM demodulation to illustrate the ideas. High-sensitivity PPM receivers could be key to developing high-speed deep-space communication systems [11]. We will purposely refrain from using explicit quantum mechanical notation and use a semiclassical analysis wherever possible. When a full quantum analysis is a must, we will state the physical results without explicit derivations.

II. PULSE POSITION MODULATION: DIRECT DETECTION RECEIVER AND THE HELSTROM BOUND

M -ary PPM encodes digital data by positioning a τ -second-long flat-topped laser pulse in one of M equal-duration T/M -second intervals of a T -second long PPM modulation symbol (see Fig. 1). Each symbol may be separated from the next by $T_d \geq 0$ seconds. The task of the receiver is to discriminate between the M possible received PPM symbols with the minimum probability of error. Let the mean photon number in a received PPM pulse be N . Hence, if a pulse bearing slot is detected using a photon-counting (direct-detection) receiver of quantum efficiency $\eta < 1$, the probability that no clicks are registered is given by $e^{-(\eta N + \lambda_d \tau)}$, where λ_d is the dark photon arrival rate and $P_d \equiv 1 - e^{-\lambda_d \tau}$ is the dark-click probability of the detector gated to a pulse slot.

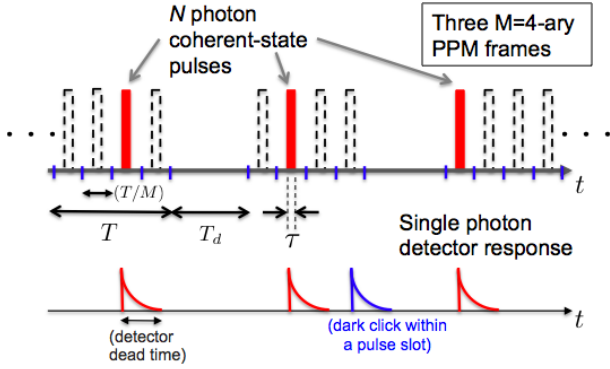


Fig. 1. Pulse position modulation (PPM).

The conventional PPM receiver photodetects each of the M pulse slots sequentially and declares the slot that produces the maximum photon counts as the pulse-bearing slot. If two or more slots produce the same number of photon counts, the receiver declares one of those slots—chosen uniformly randomly—as the pulse-bearing slot. For ideal signal-shot-noise limited detector operation (i.e., in the absence of background, dark noise, and thermal (Johnson) noise), a single-photon detector (SPD) has the same performance as what is obtained by a full photon-number-resolving receiver. Assuming the PPM symbols to be equally likely, the shot-noise-limited mean symbol error probability achieved by the unity quantum-efficiency direct-detection receiver is given by:

$$P_{e,DD} = \frac{M-1}{M} e^{-N}. \quad (1)$$

Helstrom showed that the ultimate limit to the minimum probability of error (MPE) of discriminating the PPM symbols, as required by quantum mechanics, is given by [5]:

$$P_{e,min} = \frac{M-1}{M^2} \left[\sqrt{1 + (M-1)e^{-N}} - \sqrt{1 - e^{-N}} \right]^2, \quad (2)$$

which has a 3-dB higher error exponent than the error rate of the direct-detection receiver (1) in the high photon number regime, i.e., $P_{e,min} \sim e^{-2N}$, when $Me^{-N} \ll 1$. Fig. 6 plots

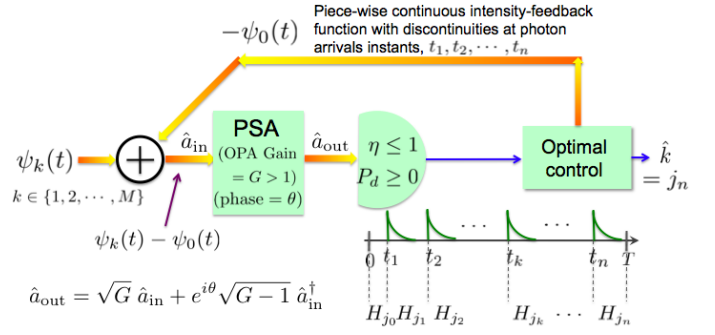


Fig. 2. A schematic of the general conditional pulse nulling (CPN) receiver. The coherent addition of the waveforms $\psi_k(t)$ and $-\psi_0(t)$ can be performed on a highly-asymmetric beamsplitter. The phase-sensitive amplifier (PSA) performs a *squeezing operation* on the incident coherent-state waveform $\psi_k(t) - \psi_0(t)$, and can be implemented using an optical parametric amplifier (OPA) of gain $G > 1$ sandwiched between a pair of 50-50 beamsplitters.

the error rates as a function of N for the direct-detection and the optimal receivers. The intuitive reason why direct-detection falls short of achieving the ultimate performance limit is, it assembles information from each pulse slot individually, without an effective overall strategy.

III. THE CONDITIONAL PULSE NULLING (CPN) RECEIVER

In this section we will consider a class of optical receivers that uses recursive *pulse nulling* coupled with photon counting and optimal feedback control.

A. The general CPN receiver

The CPN receiver is shown schematically in Fig. 2. $\psi_k(t)$ is the T -sec-long received pulse, and the receiver's task is to generate the MPE estimate \hat{k} of the transmitted modulation symbol k , $1 \leq k \leq M$. The receiver begins at $t = 0$ with a symbol j_0 as its initial hypothesis H_{j_0} (i.e., " $\psi_{j_0}(t)$ is the received symbol waveform"). An optimal control system generates an optical feedback field $-\psi_0(t)$, $t \in 0^+$, which is added coherently to the incoming pulse on an asymmetric beamsplitter. The sum field $\psi_k(t) - \psi_0(t)$ is amplified by a phase-sensitive amplifier (PSA) of an internal OPA gain G . The PSA is a quantum-optical device also known as a *squeezer* or a *noiseless amplifier*, which produces a squeezed-coherent state for a coherent-state input¹. The displacement and the squeezing operations together exhaust all so-called *Gaussian unitary operations*. The output of the PSA is detected by a SPD. In the absence of the PSA (i.e., $G = 1$) and assuming zero dark current ($\lambda_d = 0$), the SPD registers clicks at a Poisson arrival rate $\lambda(t) = \eta |\psi_k(t) - \psi_0(t)|^2$, where η is the quantum efficiency of the detector. With PSA gain $G > 1$ and phase $\theta = 0$, the full photon-statistics of the phase-sensitively amplified field is a far more complicated

¹A squeezed-coherent state is a quantum-mechanical state of light, whose photodetection statistics cannot be described quantitatively correctly using a semiclassical analysis alone. It is a minimum-uncertainty product state; i.e., the quantum noise variance of one of the field quadratures is *squeezed* whereas the noise-variance of the other orthogonal field quadrature is *amplified* proportionately, from the coherent-state quadrature-noise variance levels [12].

non-Poissonian distribution. But the only physically relevant quantity for the SPD operation is the probability that a click is registered or not. With sub-unity SPD quantum efficiency η and non-zero dark photon arrival rate λ_d , the probability of registering a click over a time interval $[t_1, t_2] \in [0, T]$ is given by $\text{Pr}_{\text{click}}(t_1, t_2) = 1 - p_0(t_1, t_2)$, where [derivation omitted],

$$p_0(t_1, t_2) = \frac{1 - \lambda_d |t_2 - t_1|}{\sqrt{G - (1 - \eta)^2(G - 1)}} \times \exp \left[-\frac{\eta (\sqrt{G} + \sqrt{G - 1})^2 N(t_1, t_2)}{1 + \eta \sqrt{G - 1} (\sqrt{G} + \sqrt{G - 1})} \right] \quad (3)$$

where $N(t_1, t_2) = \int_{t_1}^{t_2} |\psi_k(\tau) - \psi_0(\tau)|^2 d\tau$ is the integrated mean photon number in the nulled pulse waveform over the time interval $[t_1, t_2]$. At the k^{th} click ($1 \leq k \leq n$) at the SPD output, the receiver switches its current guess from symbol- j_{k-1} to symbol- j_k as per an optimal control algorithm that attempts to minimize the evolving Bayesian estimate of the mean decoding error probability, based on its knowledge of all the past arrival times $\{t_1, \dots, t_k\}$. The receiver's hypothesis at $t = T$ seconds is declared as the output, i.e., $\hat{k} = j_n$.

B. Sequential exact-nulling CPN receiver

We consider now a special case of the general CPN receiver. Let the order of the hypotheses be chosen as H_1, \dots, H_M . When the current hypothesis is H_k , the feedback function is chosen as $\phi_0(t) = \phi_k(t)$, i.e., a phase-inverted amplitude-matched *nulling* pulse corresponding to the current-guess modulation waveform is applied to the incoming received symbol waveform, such that if the current guess is indeed the true transmitted symbol, in the limit of $\lambda_d \rightarrow 0$, no clicks will be registered with probability 1. Thus in the limit of zero dark current and perfect nulling, just a single detector click confirms against the current hypothesis with certainty. An illustration of this special case, drawn only for an amplitude-modulated symbol set for clarity of illustration, is shown in Fig. 3.

The first designs of structured near-quantum optimal receivers were proposed by Robert Kennedy [8] for binary modulation, Sam Dolinar [9] for M -ary PPM modulation, and by Roy Bondurant [10] for M -ary PSK modulation — *all* of which are in fact the sequential exact-nulling CPN receiver specialized for the respective modulation sets. Takeoka et. al.'s generalized Kennedy receiver for near-optimal binary demodulation [13] is a simple extension of the sequential exact-nulling CPN receiver, where the feedback function $\phi_0(t) = \phi_k(t) + \beta$ has an optimized constant amplitude-offset $\beta > 0$ with the actual symbol hypothesis. The conventional receiver to demodulate M -ary PSK signals is heterodyne detection, whereas the conventional receiver to demodulate PPM signals is direct detection. In both of these cases, the respective CPN receiver's performance surpasses that of the conventional receiver and have the same error-exponent as the quantum-optimal receiver in the limit of high photon numbers, although the CPN receiver's performance approaches that of the conventional receiver in the low photon number regime

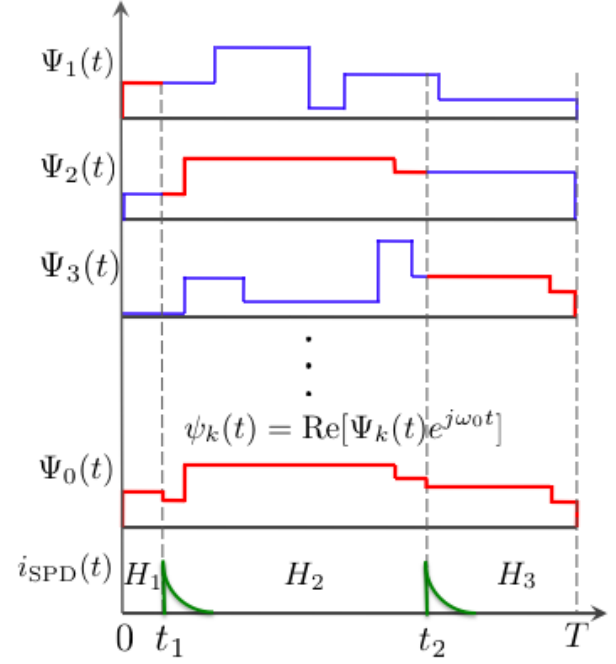


Fig. 3. Sequential exact-nulling CPN receiver — shown for an amplitude-modulation symbol set. In this example, all the received modulation symbols $\psi_k(t)$, $1 \leq k \leq M$ have the same carrier frequency and phase, but have different real baseband temporal shapes $\Psi_k(t)$. The receiver starts with hypothesis H_1 (i.e., “ $\psi_1(t)$ is received”) at $t = 0$ and on each click registered by the SPD, it advances its hypothesis by one. In this depiction, the current hypothesis at $t = T$ is H_3 , hence $\psi_3(t)$ is declared as the final estimate for the received symbol ($\hat{k} = 3$). $i_{\text{SPD}}(t)$ is the photocurrent output of the single photon detector.

(see Fig. 6). Furthermore, in each case the quantum-limited minimum symbol error rate has a 3-dB higher error exponent than the respective conventional receiver in the high photon number regime.

Section III-D will show two strategies to bridge the gap between the PPM symbol error rates of the CPN and the quantum-optimal receivers (the green and the blue curves in Fig. 6) in the low-photon number regime. We will present more results on near-optimal CPN receiver error rates and associated channel capacities for pulse-amplitude modulation (PAM), quadrature-amplitude modulation (QAM) and MPPM (a generalized bandwidth-efficient version of PPM) modulation schemes, at the ISIT 2010.

C. The baseline (sequential exact-nulling) CPN receiver for PPM demodulation

The baseline CPN receiver for PPM demodulation [9] is a specialization of the sequential exact-nulling CPN receiver to the PPM alphabet, which reduces to a sequential pulse-nulling algorithm depicted schematically by a decision tree in Fig. 4. The receiver starts with hypothesis H_1 (i.e., the pulse is in slot 1). It applies an exactly amplitude-matched (N -mean-photon) phase-inverted coherent-state feedback pulse to the first PPM interval $[0, T/M]$ that would null the pulse completely if the pulse were indeed present in slot 1. The receiver then direct-

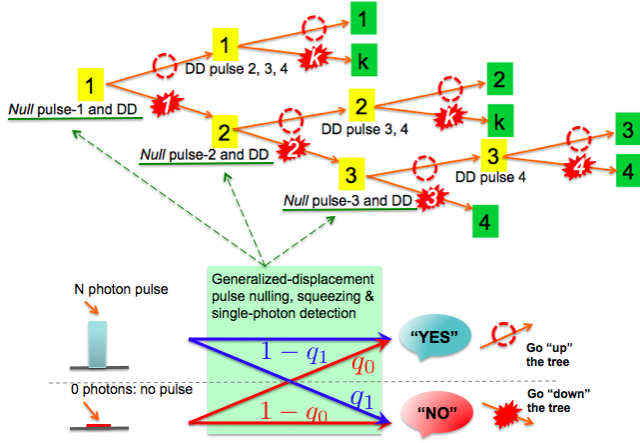


Fig. 4. Decision tree of the conditional pulse nulling (CPN) receiver for PPM demodulation. Also are shown the transition probabilities at the root nodes of each sub tree when a generalized CPN receiver (Type 1 or Type 2) is used. The values of the transition probabilities are given in Section III-D.

detects the first interval $[0, T/M]$ using a SPD. If no click is registered in slot 1, the receiver simply detects each of the remaining $M - 1$ slots using a SPD (with no feedback applied) while it continues to believe in hypothesis H_1 , unless any one of those $M - 1$ slots j produces a click that would confirm hypothesis H_j . If a click is registered in the first slot, then hypothesis H_1 is ruled out. Thus the problem reduces to an exact $(M - 1)$ -ary version of the M -ary detection problem with which we started out. So, the receiver now starts believing in hypothesis H_2 and applies the same nulling and detection sequence on this reduced time interval (see Fig. 4). Note that if any one of the hypotheses H_j , $2 \leq j \leq M$ were true, for a symbol error to occur, it must escape detection in both the first interval $[0, T/M]$, and its own interval $[(j - 1)T/M, jT/M]$, accruing an error-exponent of $2N$ along this route—roughly speaking. An error analysis of this receiver (see following subsection) shows that the mean symbol error rate achievable is given by,

$$P_{e,\text{CPN}} = \frac{1}{M} [(1 - e^{-N})^M + Me^{-N} - 1]. \quad (4)$$

For high information rates and low signal energies (i.e., $Me^{-N} \gg 1$), the above expression yields the same error-exponent as the standard direct-detection receiver (i.e. $P_e \sim e^{-N}$). However, for $Me^{-N} \ll 1$, the baseline CPN receiver attains the error exponent of the optimal MPE receiver (i.e., $P_e \sim e^{-2N}$). Fig. 6 shows the comparative performance of all three receivers.

D. Enhanced CPN receiver architectures

In this section we study the following two concepts to further optimize the performance of the baseline CPN receiver for PPM demodulation, inspired by similar concepts used by Takeoka et. al. in constructing the generalized Kennedy receiver for binary demodulation [13], which unlike the original

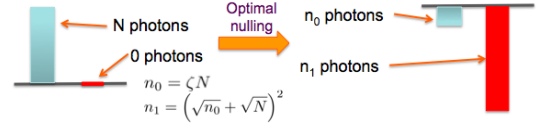


Fig. 5. Optimal-displacement nulling for the Type 1 and Type 2 receivers.

Kennedy receiver [8], beats the homodyne-detection limit for all values of mean photon number in the modulation symbols:

- 1) **Type 1: Optimal-displacement pulse nulling** — The baseline CPN receiver uses a feedback function $\phi_0(t) = \phi_k(t)$ when the current guess is symbol- k , such that the feedback, in the ideal situation, exactly nulls the modulation symbol waveform. We will now allow for (and optimize over) a constant offset β in the feedback pulse, i.e., $\phi_0(t) = \phi_k(t) + \beta$ with $\beta > 0$, such that the feedback pulse has slightly more photons than the actual pulse. Let us say that the received flat-topped PPM pulses have N mean photons each, and the phase-inverted nulling pulses have $n_1 > N$ mean photons. Then, if the pulse is present, the nulled slot will be phase-inverted with respect to the original pulse and will have n_0 mean photons, where $n_1 = (\sqrt{n_0} + \sqrt{N})^2$. If a slot is actually empty then a nulled slot will contain a phase-inverted n_1 -mean-photon pulse, as shown in Fig. 5. The *Type 1* CPN receiver uses optimal-displacement pulse nulling (i.e., an optimal value of n_0) whenever it needs to null a slot based on the decision tree as shown in Fig. 4 (at the root node of each sub-tree of the decision tree as shown by the green underscores in the figure), but on the upper branches of the decision tree, the receiver uses single photon detection – the same way as the baseline CPN receiver.
- 2) **Type 2: Phase-sensitive amplification (squeezing)** — The *Type 2* receiver is identical to the *Type 1* receiver except that a phase-sensitive amplifier (PSA) is also used to squeeze the nulled pulse by an optimal amount, as shown in the general CPN receiver schematic in Fig. 2. We have found analytically that the optimum PSA phase is $\theta = 0$, but numerically optimize over the PSA gain $G \geq 1$, as well as the nulling residue $n_0 \geq 0$.

Error analysis of the CPN receiver: In terms of the decision tree as shown in Fig. 4, the only difference between the enhanced versions of the CPN receiver and the baseline CPN receiver are the transition probabilities at the root node of each subtree on the lower branches of the main tree (shown using green underscore in Fig. 4). The transition probabilities are shown in the bottom part of Fig. 4. At the root node, the probability of going *up* the tree is the probability that no click was registered, and the probability of going *down* the tree is the probability of a click. The no-click probability given there was no pulse in the slot is denoted as q_0 and the probability of a click given there was a pulse in the slot, is denoted q_1 . Thus, q_0 and $1 - q_1$, for the Type 2

receiver are given by Eq. (3) with $\lambda_d|t_2 - t_1| \equiv P_d$ being the gated single slot dark-click probability and $N(t_1, t_2)$ been substituted by $n_1 \equiv (\sqrt{N} + \sqrt{n_0})^2$ and n_0 , respectively. Substituting $G = 1$ reduces the expressions to those for the Type 1 CPN receiver, and further substituting $n_0 = 0$ reduces the expressions to those for the baseline CPN receiver, for which $q_0 = (1 - P_d)e^{-\eta N}$ and $q_1 = P_d$ hold.

Let P_M be the mean probability of symbol error and assume that all M PPM symbol waveforms are equally likely. Then, we have the following recursion:

$$P_M = \frac{1}{M} \left[(1 - q_1) (1 - (1 - P_d)^{M-1}) + q_1 \right] + \frac{M-1}{M} \times \left[q_0 \left(1 - \frac{(1 - (1 - P_d)e^{-\eta N}) (1 - (1 - P_d)^{M-1})}{(M-1)P_d} \right) + (1 - q_0)P_{M-1} \right], \quad (5)$$

whose solution is given by:

$$P_M = \frac{1}{M} \left[\frac{A(1 - B^{M-1})}{(1 - B)} + \frac{\mu D(\mu^{M-1} - B^{M-1})}{(\mu - B)} + \frac{(M-1)C - MCB + CB^M}{(1 - B)^2} \right], \quad (6)$$

where $A = 1 - (q_0/P_d)(1 - (1 - P_d)e^{-\eta N})$, $D = q_1 - A$, $B = 1 - q_0$, $C = q_0$ and $\mu = 1 - P_d$. For $P_d = 0$, taking the limit of Eq. (5) as $P_d \rightarrow 0$ and solving the recursing yields:

$$P_M = \frac{1}{M} \left[\frac{D'(1 - B'^{M-1})}{(1 - B')} + \frac{(M-1)C' - MC'B' + C'B'^M}{(1 - B')^2} \right], \quad (7)$$

where $B' = 1 - q_0$, $C' = q_0e^{-\eta N}$ and $D' = q_1$. It is easy to verify that for the baseline CPN receiver with $\eta = 1$ and $P_d = 0$, (i.e., $q_0 = e^{-N}$, $q_1 = 0$), Eq. (7) reduces to Eq. (4). Fig. 6 shows the mean symbol error rates for demodulating 4-ary PPM symbols. The figure clearly shows that there is a distinct advantage of the Type 1 and the Type 2 CPN receiver architectures over the direct-detection limit at low photon numbers.

Intuitively, it seems like the optimal nulling-pulse amplitudes for the successive PPM slots in the Type 1 and Type 2 CPN receivers, may not be a constant for *all* slots, as we assume above. The optimal nulling-pulse amplitudes are likely to be higher in the initial slots and decrease as we go *down* the decision tree. Even though squeezing seems to afford only a minor performance gain at low photon numbers, it would also be interesting to explore the performance improvement of the CPN receiver when the squeezing strength and phase is optimally updated sequentially along the pulse slots. It would also be interesting to investigate generalizations of the optimal binary receiver [6] to optimal demodulation of ternary and higher-order alphabets, based on the CPN strategy. Finally, the above analysis would hopefully lead to some insight towards a general theory of structured receivers for quantum-limited optical detection and estimation.

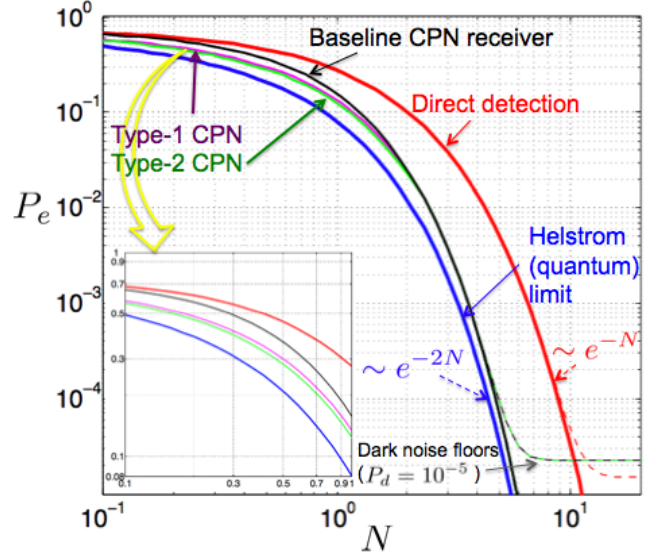


Fig. 6. Quaternary PPM symbol error rate (assuming $\eta = 1$ and $\lambda_d = 0$), for the direct-detection receiver (red), the baseline CPN receiver (green), the quantum MPE limit (blue), the Type 1 (magenta) and the Type 2 (green) CPN receivers. The respective dark-noise floors for the direct-detection and the baseline CPN receivers are also shown for per-slot dark-click probability $P_d \equiv \lambda_d \tau = 10^{-5}$. The inset shows a zoomed-in plot of the same mean symbol error rates, showing the distinct advantage of the Type 2 CPN receiver over the baseline CPN receiver and direct-detection.

The authors thank Prof. Jeffrey H. Shapiro, MIT and Dr. Zachary Dutton, BBN, for several helpful discussions.

REFERENCES

- [1] Bar-David, "Communication under the Poisson regime," IEEE Trans. Information Theory, **15**, pp. 3137, 1969.
- [2] C. W. Helstrom, "Detection theory and quantum mechanics," Information and Control, **10**, 1967.
- [3] V. Giovannetti, S. Guha, S. Lloyd, L. Maccone, J. H. Shapiro, and H. P. Yuen, "Classical capacity of lossy bosonic channels: the exact solution," Phys. Rev. Lett. **92**, 027902, 2004.
- [4] J. H. Shapiro, S. Guha, B. I. Erkmen, The J. of Opt. Networking: Special Issue 2005.
- [5] C.W. Helstrom. "Quantum Detection and Estimation Theory New York: Academic Press, 1976.
- [6] S.J. Dolinar, Jr., "An optimum receiver for the binary coherent state quantum channel," MIT Research Laboratory of Electronics Quarterly Progress Report 111, Massachusetts Institute of Technology, Cambridge, Massachusetts, pp. 115–120, October 1973.
- [7] R.L. Cook, P.J. Martin, and J.M. Geremia, "Optical coherent state discrimination using a closed-loop quantum measurement," Nature, **446**, pp. 774–777, April 2007.
- [8] R.S. Kennedy, "A near-optimum receiver for the binary coherent state quantum channel," MIT Research Laboratory of Electronics, Quarterly Progress Report 108, Cambridge, pp. 219–225, January 1973.
- [9] S.J. Dolinar, Jr., "A near-optimum receiver structure for the detection of M-ary optical PPM signals, JPL TDA Prog. Rep., **42-72**, pp. 3042, Feb. 1983.
- [10] R.S. Bondurant, "Near-quantum optimum receivers for the phase-quadrature coherent-state channel", Opt. Lett., **18**, 22, Nov. 15, 1993.
- [11] D. M. Boroson, A. Biswas, and B. L. Edwards, MLCD: Overview of NASA's Mars laser communications demonstration system, in SPIE Proceedings, Free Space Laser Communication Technologies XVI, **5358**, pp. 16–23, 2004.
- [12] J. H. Shapiro, IEEE J. Quantum Electron. **QE-21**, 237–250 (1985).
- [13] M. Takeoka and M. Sasaki, "Discrimination of the binary coherent signal: Gaussian-operation limit and simple non-Gaussian near-optimal receivers," Phys. Rev. A **78**, 022320 (2008).