

Tomographic approach to the violation of Bell's inequalities for quantum states of two qutrits

Bruno Leggio¹, Vladimir I Man'ko², Margarita A Man'ko²,
and Antonino Messina¹

¹Dipartimento di Scienze Fisiche ed Astronomiche dell'Università di Palermo,
Via Archirafi 36, 90123 Palermo, Italy

²P. N. Lebedev Physical Institute, Russian Academy of Sciences, Leninskii
Prospect 53, Moscow 119991, Russia

Abstract. The tomographic method is employed to investigate the presence of quantum correlations in two classes of parameter-dependent states of two qutrits. The violation of some Bell's inequalities in a wide domain of the parameter space is shown. A comparison between the tomographic approach and a recent method elaborated by Wu, Poulsen, and Mølmer shows the better adequacy of the former method with respect to the latter one.

1. Introduction

In quantum mechanics, the correlation of physical observables can obey some constraints expressed in terms of inequalities. For example, the correlations of position and momentum of a particle provide the lower bound for the product of the uncertainties of these two quantities as given by the Schrödinger–Robertson uncertainty relation [1, 2].

For discrete variables like spins, the quantum correlations for entangled states, e.g., of two qubits, also provide some inequalities known as Cirel'son's bound [3] $2\sqrt{2}$, which differs for similar CHSH–Bell bound 2 [4, 5] associated with classical correlations typical for separable states of two qubits.

In principle, the existence of bounds of this kind can be checked experimentally. The violation of Bell's inequalities, that is the violation of the bound of Bell's number 2, was indeed proved experimentally (see, for example, [6]).

Statistical characteristics as means, dispersions, correlations for quantum observables can easily be formulated in the probability representation of Quantum Mechanics (see, recent review [7]). This representation for spins was introduced in [8, 9]. The quantum states in the probability representation are described by fair measurable probability distributions (called tomograms), which contain complete information on density operators of the states. In view of the possibility to use the standard formulae of classical probability theory in the probability representation for quantum-mechanical calculations with tomograms, there might exist some advantages to better understand the role of quantum correlations and of the corresponding quantum bounds for separable and entangled states, if one uses the tomographic-probability approach.

Our goal in this paper is to investigate the existence of nonclassical correlations in selected two-qutrits states through Bell's number B using the tomographic approach.

2. A short review of the quantum tomographic method

Quantum states are usually described in the canonical quantum picture by vectors in a complex Hilbert space or by density operators, describing pure and mixed states respectively. Together with the usual Schrödinger and Heisenberg picture there exist another possible picture of quantum mechanics called Tomographic picture [7], where a quantum state is described by a quantity called *tomogram*. By definition a tomogram is a positive measurable probability distribution function of random variables. It has been shown that all the physical properties of a quantum system in a given state can be studied in terms of its associated tomogram, which then contains the same amount of information as the density matrix of the state.

Although the approach based on tomograms and the one based on density matrices are equivalent, it is worth noting two main conceptual differences between these two methods: first of all in the tomographic picture one works only with classical probability distribution related to relative frequencies of measures. Another difference lies in the fact that the construction of a tomogram requires additional information about some selected observables in a given experimental setup.

In the tomographic approach the observables are no longer described by operators: they are now associated with functions. The quantization scheme is then based on a star product of functions [10].

This probability representation of Quantum Mechanics provides us with a useful way for analyzing the existence of non local correlations in quantum states of qudits by the use of the so called *qubit portrait* [11]. This method belongs to the class of entanglement-detecting methods based on linear maps. A qubit portrait is indeed a linear map defined in the tomographic description of quantum states. Such a map constructs a fictitious qubit-state associated with the starting qudit-state. This construction is needed because Bell's inequality are defined only for systems described by dichotomic variables.

In the following chapters this method will be applied to check Bell's inequalities in two classes of quantum states.

3. Tomographic analysis of entangled states of two qutrits

We know from Bell's theorem [4] that the existence of nonclassical correlations is given by a violation of the inequality

$$B \leq 2. \quad (1)$$

Using the qubit-portrait method it has been shown [12] that the Bell's number for the maximally entangled state of two qutrits

$$|\psi\rangle = \frac{1}{\sqrt{3}}\{|11\rangle + |00\rangle + |-1-1\rangle\} \quad (2)$$

can take values greater than 2, for example being $B = 1 + \sqrt{2}$.

In this letter we aim at extending such a result by applying the tomographic method to the following two classes of entangled states

$$|\psi_\varphi\rangle = \frac{1}{\sqrt{3}}\{|1-1\rangle + |00\rangle + e^{-i\varphi}|-11\rangle\}, \quad (3)$$

$$|\psi_{\varphi,a}\rangle = \frac{1}{\sqrt{2+a^2}}\{|1-1\rangle + a|00\rangle + e^{-i\varphi}|-11\rangle\}, \quad (4)$$

where the real parameters vary in the ranges $\varphi \in [0, 2\pi]$ and $a \in [0, 1]$.

3.1. $|\psi_\varphi\rangle$ state

In order to apply the tomographic method to a quantum state, first of all we need to specify the associated density matrix. For our state, this matrix, expressed in the standard basis $\{|1-1\rangle, |10\rangle, |11\rangle, |0-1\rangle, |00\rangle, |01\rangle, |-1-1\rangle, |-10\rangle, |-11\rangle\}$, is denoted by ρ_φ and has the following explicit form:

$$\rho_\varphi = \frac{1}{3} \begin{pmatrix} 1 & 0 & 0 & 0 & 1 & 0 & 0 & 0 & e^{i\varphi} \\ 0 & 0 & 0 & 0 & 0 & 0 & 0 & 0 & 0 \\ 0 & 0 & 0 & 0 & 0 & 0 & 0 & 0 & 0 \\ 0 & 0 & 0 & 0 & 0 & 0 & 0 & 0 & 0 \\ 1 & 0 & 0 & 0 & 1 & 0 & 0 & 0 & e^{i\varphi} \\ 0 & 0 & 0 & 0 & 0 & 0 & 0 & 0 & 0 \\ 0 & 0 & 0 & 0 & 0 & 0 & 0 & 0 & 0 \\ 0 & 0 & 0 & 0 & 0 & 0 & 0 & 0 & 0 \\ e^{-i\varphi} & 0 & 0 & 0 & e^{-i\varphi} & 0 & 0 & 0 & 1 \end{pmatrix}. \quad (5)$$

To obtain the tomogram associated with ρ_φ [13], we must evaluate the nine diagonal elements of the matrix $\tilde{\rho}_\varphi$ expressing the density operator ρ_φ after a generic rotation of the cartesian reference frame, parametrized in terms of Euler angles. To this end we start by reminding that the matrix rotating the density operator of a single qutrit may be cast in the form

$$D(\theta, \phi, \chi) = \begin{pmatrix} \frac{1}{2}e^{-i(\phi+\chi)}(1+\cos\theta) & -\frac{1}{\sqrt{2}}e^{-i\phi}\sin\theta & \frac{1}{2}e^{-i(\phi-\chi)}(1-\cos\theta) \\ \frac{1}{\sqrt{2}}e^{-i\chi}\sin\theta & \cos\theta & -\frac{1}{\sqrt{2}}e^{i\chi}\sin\theta \\ \frac{1}{2}e^{i(\phi-\chi)}(1-\cos\theta) & \frac{1}{\sqrt{2}}e^{i\phi}\sin\theta & \frac{1}{2}e^{i(\phi+\chi)}(1+\cos\theta) \end{pmatrix} \quad (6)$$

where θ , ϕ , and χ denote the three Euler angles [14]. Hence the rotation matrix to be used to rotate our two-qutrits state ρ_φ is

$$D_{pair}(\theta_1, \phi_1, \chi_1; \theta_2, \phi_2, \chi_2) = D(\theta_1, \phi_1, \chi_1) \otimes D(\theta_2, \phi_2, \chi_2). \quad (7)$$

where the pedix 1 (2) refers to the qutrit \vec{S}_1 (\vec{S}_2). Evaluating all the nine diagonal elements of the matrix $\tilde{\rho}_\varphi = D_{pair}^\dagger \rho_\varphi D_{pair}$ one obtains the following nine-component probability vector

$$\vec{W} \equiv (W_1, W_2, W_3, W_4, W_5, W_6, W_7, W_8, W_9). \quad (8)$$

called tomogram of the state ρ_φ . We notice that \vec{W} is independent on χ due to the specific form of ρ_φ .

To characterize a state through this tomogram amounts at describing it using the density-matrix formalism. Nevertheless, if we want to check the Bell's inequality, it is easier to start from the tomogram of the state since it allows a systematic construction of a new representation mimising a qubit tomogram called qubit portrait [11]. In practice starting from our nine-component probability vector \vec{W} we define the following new four-component tomogram

$$\vec{\omega} \equiv (\omega_1, \omega_2, \omega_3, \omega_4), \quad (9)$$

where in accordance with [12] we put

$$\omega_1 = W_1, \quad (10a)$$

$$\omega_2 = W_2 + W_3, \quad (10b)$$

$$\omega_3 = W_4 + W_7, \quad (10c)$$

$$\omega_4 = W_5 + W_6 + W_8 + W_9. \quad (10d)$$

$\vec{\omega}$ represents the tomogram of a quantum state of a fictitious two-qubit system. This mapping procedure qutrit \rightarrow qubit provides the way to construct the Bell's number of our original state ρ_φ .

From an experimental point of view to check the Bell's number of a two qubit system we must fix for each qubit in a generic way two orientations of our measuring apparatus. In this way we perform two measurements for each qubit. We denote by $a = (\theta_{1a}, \phi_{1a})$ and $b = (\theta_{1b}, \phi_{1b})$ ($c = (\theta_{2c}, \phi_{2c})$ and $d = (\theta_{2d}, \phi_{2d})$) the orientations of the apparatus corresponding to the measurements performed on qubit 1 (2). To construct the expression of B for our state ρ_φ it is useful to introduce the 4×4 matrix

$$T = \begin{pmatrix} \vec{\omega}_{ac} & \vec{\omega}_{ad} & \vec{\omega}_{bc} & \vec{\omega}_{bd} \end{pmatrix}, \quad (11)$$

where $\vec{\omega}_{ij}$ is a 4×1 column vector obtained from the vector $\vec{\omega}$ by formally assigning to the angle variables $\theta_1, \phi_1, \theta_2,$ and ϕ_2 the generic but fixed values $\theta_{1i}, \phi_{1i}, \theta_{2j},$ and ϕ_{2j} ($i = a, b; j = c, d$). The Bell's number of our original state ρ_φ can then be expressed as

$$B = |\text{Tr}(IT)|, \quad (12)$$

where I is the polarization matrix defined as

$$I = \begin{pmatrix} 1 & -1 & -1 & 1 \\ 1 & -1 & -1 & 1 \\ 1 & -1 & -1 & 1 \\ -1 & 1 & 1 & -1 \end{pmatrix}. \quad (13)$$

It is worthnoting that B is a function of the eight angles $\theta_{1a}, \theta_{1b}, \theta_{2c}, \theta_{2d}, \phi_{1a}, \phi_{1b}, \phi_{2c},$ and ϕ_{2d} so that we can look for a violation of Bell's inequality by maximizing B with respect to such eight parameters. The result of such a maximization is still a function of the state parameter φ . Due to the mathematical difficulties of such a procedure, we have to resort to a numerical maximization. The function of φ obtained in this way is shown in Fig. 1.

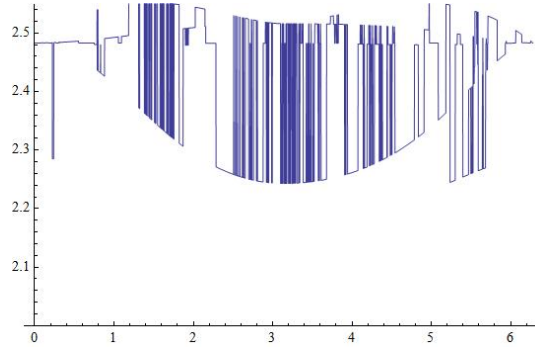


Figure 1. Bell's number of the $|\psi_\varphi\rangle$ state, where φ is on the abscissa the numerical maximization, which gives the Bell's number, is on the ordinate.

It is obvious that the Bell's inequality is violated in the whole range of variability of the parameter φ . Hence in our state nonclassical correlations are present no matter which value we give to the phase parameter.

3.2. $|\psi_{\varphi,a}\rangle$ state

Next, we investigate the existence of nonclassical correlations in the two-parameter normalized state

$$|\psi_{\varphi,a}\rangle = \frac{1}{\sqrt{2+a^2}} \{|1-1\rangle + a|00\rangle + e^{-i\varphi}|-11\rangle\}, \quad (14)$$

where $a \in [0, 1]$. We follow the same method used in the previous paragraph immediately representing $\rho_{\varphi,a} = |\psi_{\varphi,a}\rangle\langle\psi_{\varphi,a}|$ as follows:

$$\rho_{\varphi,a} = \frac{1}{2+a^2} \begin{pmatrix} 1 & 0 & 0 & 0 & a & 0 & 0 & 0 & e^{i\varphi} \\ 0 & 0 & 0 & 0 & 0 & 0 & 0 & 0 & 0 \\ 0 & 0 & 0 & 0 & 0 & 0 & 0 & 0 & 0 \\ 0 & 0 & 0 & 0 & 0 & 0 & 0 & 0 & 0 \\ a & 0 & 0 & 0 & a^2 & 0 & 0 & 0 & ae^{i\varphi} \\ 0 & 0 & 0 & 0 & 0 & 0 & 0 & 0 & 0 \\ 0 & 0 & 0 & 0 & 0 & 0 & 0 & 0 & 0 \\ 0 & 0 & 0 & 0 & 0 & 0 & 0 & 0 & 0 \\ e^{-i\varphi} & 0 & 0 & 0 & ae^{-i\varphi} & 0 & 0 & 0 & 1 \end{pmatrix}. \quad (15)$$

Once again we have to rotate this density matrix exploiting $D_{pair}(\theta_1, \phi_1, \chi_1; \theta_2, \phi_2, \chi_2)$ and then taking the diagonal elements of this rotated matrix $\rho_{\tilde{\varphi},a} = D_{pair}^\dagger \rho_{\varphi,a} D_{pair}$ in order to construct the tomogram \vec{W} of our state $\rho_{\varphi,a}$. Proceeding as in the previous section, we consider a qubit-portrait of our qutrit state in the same way as we did for the $|\psi_\varphi\rangle$ state. Using Equations (10), we obtain

$$\begin{aligned} w_1 &= \mathcal{W}_1, \\ w_2 &= \mathcal{W}_2 + \mathcal{W}_3, \\ w_3 &= \mathcal{W}_4 + \mathcal{W}_7, \\ w_4 &= \mathcal{W}_5 + \mathcal{W}_6 + \mathcal{W}_8 + \mathcal{W}_9. \end{aligned}$$

Proceeding with the method exposed above, after a numerical maximization on the set $\{\theta_{1a}, \theta_{1b}, \theta_{2c}, \theta_{2d}, \phi_{1a}, \phi_{1b}, \phi_{2c}, \phi_{2d}\}$, we obtain a function of two parameters φ and a .

Once again an analytical approach is quite complicated and hence after a numerical treatment we plot this function of both parameters getting the surface presented in Fig. 2.

The most striking feature of this figure is the presence of domains in the (φ, a) -plane where a sudden change in the value of Bell's number occurs. In particular, we notice the existence of a domain around the point $(\varphi_0, a_0) \sim (11\pi/6, 0.9)$ where the Bell's number goes down to a value around 2. In order to see this behaviour in more detail we report in Fig.3 the Bell's number of our state against a keeping φ fixed at $11\pi/6$. This graph clearly shows the existence of domains in which the Bell's number of our state crosses the critical value 2. For example keeping a and φ fixed at values $(\varphi_0, a_0) \equiv (11\pi/6, 0.9)$ it is possible to proceed with an exact maximization of the Bell's number which gives the result $B_0 = 1.9999999976005$. This means that the state satisfies the Bell's inequality in that point.

This anomalous behaviour may be due to many effects.

First of all, it could just be an effect of our numerical approach to the problem or it could mean that our choice of the qubit portrait is no longer correct in this domain

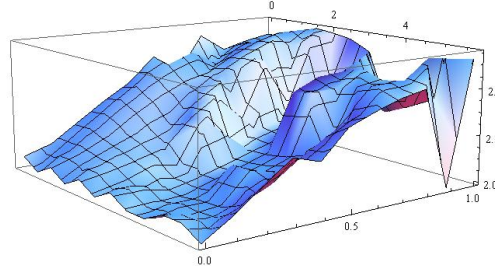


Figure 2. Bell's number for the $|\psi_{\varphi,a}\rangle$ state plotted against the two parameters φ and a .

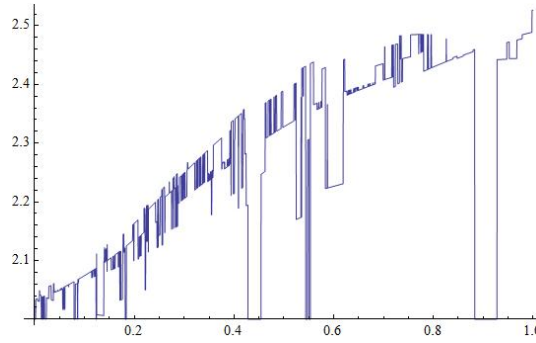


Figure 3. Bell's number for the $|\psi_{\varphi,a}\rangle$ state plotted against the parameter a when φ is fixed at the value $\varphi_0 = 11\pi/6$.

of the parameter space, and we should test the value of Bell's number for every other possible qubit portraits. However, any other choice in our qubit portrait we tested gives a similar result. If this behaviour is not due to numerical maximization problems or to unfortunate choices of qubit maps, this could mean that our state undergoes a transition from the condition in which nonclassical correlations are present to a condition in which the only correlations present in the state are of a classical kind. If this is the case then there exists a critical value of the parameter a at which this transition takes place.

It is of interest to observe that the time-dependent state

$$|\psi_t\rangle = \frac{1}{\sqrt{2 + \cos(\omega t)^2}} \left\{ |1-1\rangle + \cos(\omega t)|00\rangle + e^{-i11\pi/6}| - 11\rangle \right\}. \quad (16)$$

is such to span progressively and periodically all the states in the class $\{|\psi_{11\pi\setminus 6,a}\rangle, a \in [0, 1]\}$. As a consequence it evolves from the initial condition

$$|\psi_0\rangle = \frac{1}{\sqrt{3}} \left\{ |1-1\rangle + |00\rangle + e^{-i11\pi/6}| - 11\rangle \right\}, \quad (17)$$

in such a way that when $\omega t \simeq \arccos(a_0)$ the Bell's number is less than 2. To exploit the properties exhibited by $|\varphi, a\rangle$ thus one might wonder whether an Hamiltonian $H(t)$ exists such that $|\psi(t)\rangle$ satisfies the corresponding Schrödinger equation

$$i \frac{\partial |\psi(t)\rangle}{\partial t} = H(t) |\psi(t)\rangle \quad (18)$$

To this end consider the Hamiltonian

$$H(t) = \Omega_0(S_1^z + S_2^z) + \lambda(t) [iS_1^z S_2^z (S_1^+ S_2^- + e^{-\frac{i11\pi}{6}} S_1^- S_2^+) - i(e^{\frac{i11\pi}{6}} S_1^+ S_2^- + S_1^- S_2^+) S_1^z S_2^z]. \quad (19)$$

When the coupling constant $\lambda(t)$ has the form

$$\lambda(t) = -\frac{\omega \sin(\omega t)}{5 + \cos(2\omega t)} \quad (20)$$

and Ω_0 is an arbitrarily assigned energy.

It is easy to verify that the time evolution operator $U(t)$ associated with $H(t)$ may be written down as

$$U(t) = e^{-i\Omega_0(S_1^z + S_2^z)t} \exp\left(i\Lambda(t) [iS_1^z S_2^z (S_1^+ S_2^- + e^{-\frac{i11\pi}{6}} S_1^- S_2^+) - i(e^{\frac{i11\pi}{6}} S_1^+ S_2^- + S_1^- S_2^+) S_1^z S_2^z]\right) \quad (21)$$

where $\Lambda(t) = \int_0^t \lambda(x) dx$ and that

$$U(t)|\psi(0)\rangle = |\psi(t)\rangle \quad (22)$$

with $|\psi(0)\rangle$ and $|\psi(t)\rangle$ given by (17) and (16) respectively.

It is not difficult to convince oneself that starting from (19) other examples of Hamiltonians such that $|\psi(t)\rangle$ satisfies eq. (18) may be constructed.

Recently a new method has been proposed to investigate the presence of quantum correlations in a given quantum state [15]. This approach suggests to use the non-negative quantity $Q(A, B) = S(A, B) - I_{\max}(A, B)$ to characterize the existence of nonclassical correlations in the state of a quantum bipartite system. Here A and B are meant to be the two subsystems, $S(A, B)$ is the quantum mutual information and $I_{\max}(A, B)$ is the maximum classical mutual information over all possible choices of local measurements. The interesting property is that the function $Q(A, B)$ vanishes only for states wherein the only correlations are classical. Nevertheless, from a practical point of view, the maximization involved in the evaluation of $I_{\max}(A, B)$ is often quite complicated. Indeed, classical mutual information $I(A, B)$, depending strongly on the choice of measurement strategies, should be maximized over every possible POVM. One route toward the resolution of this problem is to confine to projective measures only; this, in turn, allows the evaluation of the quantity $Q^p(A, B) = S(A, B) - I_{\max}^p(A, B)$ which is meant to surrogate $Q(A, B)$. Since, indeed, the set of projective measures is just a subset of all POVM, we must have

$$Q(A, B) \leq Q^p(A, B). \quad (23)$$

Whether $Q^p(A, B)$ may help to extract definitive replies on the existence of quantum correlations in a bipartite system in a given quantum state is still an open problem. We note indeed that when the function $Q^p(A, B)$ is positive, we are not able, in general, to give a definitive answer on the presence of quantum correlations since, in this case, we do not know anything about the positivity of $Q(A, B)$. Only when $Q^p(A, B)$ vanishes, we can state with certainty that $Q(A, B) = 0$ which, in turn, means the existence of only classical correlations.

When applied to the $|\psi_{\varphi, a}\rangle$ state we get $Q^p(A, B)$ depending only on a and this result is shown in Fig. 4. Since the class $|\psi_{\varphi}\rangle$ coincides with $|\psi_{\varphi, 1}\rangle$, we immediately see that $Q^p(A, B)$ in this latter case assumes a constant and positive value deducible from Fig.4.

Hence we see that, for the two-parameter state we are considering, the $Q^p(A, B)$ function cannot reproduce the result we obtained with our tomographic method when

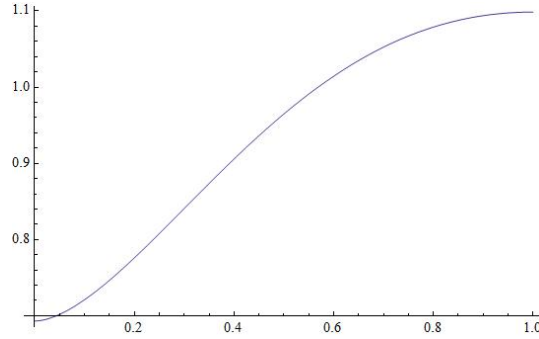


Figure 4. Function $Q^P(A, B)$ for the $|\psi_{\varphi, a}\rangle$ state plotted against the parameter a .

the parameter a crosses its critical value around 0.9. In the case we are considering, the method reported in [15] is not able to give any useful answer concerning the presence of quantum correlations.

On the contrary, the tomographic method we applied is a more powerful tool of analysis for the state we studied. Indeed, the tomographic approach allows us to give definitive replies about the existence of quantum correlations in a wide range of the parameter domain where the Bell's number is greater than 2.

4. Conclusions

We have examined a class of one-parameter two qutrits state using the tomographic approach showing without any doubt the existence of non-classical correlations in all the domain of the parameter.

We have also studied a class of two-parameter states of two qutrits finding almost everywhere in the domain of the two parameters non-classical correlations. We find in this class also examples of states which might be compatible with the Bell's inequalities. This fact suggests the possibility of a passage from states exhibiting non-classical correlations to states dominated by classical correlations only at the transition point $\sim (\frac{11\pi}{6}, 0.9)$ when a is varied and φ is kept at its value $\frac{11\pi}{6}$.

In view of such a property we have demonstrated that the sub-class $\{|\psi_{11\pi\setminus 6, a}\rangle, a \in [0, 1]\}$ may be dynamically generated and the relevant time dependent Hamiltonian accomplishing this target is explicitly given.

The comparison with another available method [15] for studying nonclassical correlations of two-qutrit system shows that the tomographic approach provides a tool to detect some peculiarities of the correlations which are not detected by using mutual information of bipartite system. The results of this paper can be extended to higher spins.

Acknowledgments

V.I.M and M.A.M thank the Russian Foundation for Basic Research for partial support under Projects Nos. 07-02-00598 and 09-02-00142 and the University of Palermo (Italy) for kind hospitality.

References

- [1] E. Schrödinger, *Ber. Kgl. Akad. Wiss. Berlin*, **24**, 296 (1930).
- [2] H. P. Robertson, *Phys. Rev.*, **35**, 667 (1930).
- [3] B. S. Cirel'son, *Lett. Math. Phys.*, **4**, 93 (1980).
- [4] J. S. Bell: *Physics*, **1**, 195 (1964).
- [5] J. F. Clauser, M. A. Horne, A. Shimony, and R. A. Holt, *Phys. Rev. Lett.*, **23**, 880 (1969).
- [6] A. Aspect, Ph. Grangier, and G. Roger, *Phys. Rev. Lett.*, **47**, 460 (1981).
- [7] A. Ibert, V. I. Man'ko, G. Marmo, A. Simoni, F. Ventriglia, *Phys. Scr.*, **79**, 065013 (2009).
- [8] V. V. Dodonov and V. I. Man'ko, *Phys. Lett. A*, **239**, 335 (1997).
- [9] V. I. Man'ko and O. V. Man'ko, *J. Exp. Theor. Phys.*, **85**, 430 (1997).
- [10] O.V. Man'ko, *arXiv 0902.4593v1 (2009)*
- [11] C. Lupo, V. I. Man'ko, and G. Marmo, *J. Phys. A: Math. Gen.*, **40**, 13091 (2007).
- [12] V. N. Chernega and V. I. Man'ko, *J. Russ. Laser Res.*, **28**, 103 (2007).
- [13] V. I. Man'ko, G. Marmo, A. Simoni, and F. Ventriglia, *Phys. Lett. A*, **372** 649 (2008).
- [14] J.J. Sakurai, *Modern Quantum Mechanics*, Addison-Wesley Publishing Company (1994)
- [15] Shengjun Wu, Uffe V. Poulsen, Klaus Mølmer: *arXiv: quant-ph/0905.2123v1 (2009)*