

USING A PHENOMENOLOGICAL MODEL TO TEST THE COINCIDENCE PROBLEM OF DARK ENERGY

YUN CHEN¹, ZONG-HONG ZHU¹, J. S. ALCANIZ², YUNGUI GONG³*Draft version October 29, 2018*

ABSTRACT

By assuming a phenomenological form for the ratio of the dark energy and matter densities $\rho_X \propto \rho_m a^\xi$ (Dalal et al. 2001), we discuss the cosmic coincidence problem in light of current observational data. ξ is a key parameter to denote the severity of the coincidence problem. In this scenario, $\xi = 3$ and $\xi = 0$ correspond to Λ CDM and the self-similar solution without coincidence problem, respectively. Hence, any solution with a scaling parameter $0 < \xi < 3$ makes the coincidence problem less severe. In addition, the standard cosmology without interaction between dark energy and dark matter is characterized by $\xi + 3\omega_X = 0$, where ω_X is the equation of state of the dark energy component, whereas the inequality $\xi + 3\omega_X \neq 0$ represents non-standard cosmology. We place observational constraints on the parameters $(\Omega_{X,0}, \omega_X, \xi)$ of this model, where $\Omega_{X,0}$ is the present value of density parameter of dark energy Ω_X , by using the Constitution Set (397 Supernovae of type Ia data, hereafter SNeIa), the CMB shift parameter from the 5-year WMAP and the SDSS baryon acoustic peak. Combining the three samples, we get $\Omega_{X,0} = 0.72 \pm 0.02$, $\omega_X = -0.98 \pm 0.07$ and $\xi = 3.06 \pm 0.35$ at 68.3% confidence level. The result shows that the Λ CDM model still remains a good fit to the recent observational data, as well as, the coincidence problem indeed exists and is quite severe, in the framework of this simple phenomenological model. We further constrain the model with the transition redshift (deceleration/acceleration). It shows that if the transition from deceleration to acceleration happens at the redshift $z > 0.73$, within the framework of this model, we can conclude that the interaction between dark energy and dark matter is necessary.

Subject headings: cosmology: miscellaneous – cosmology:theory – dark energy

1. INTRODUCTION

One of the most important issues of modern cosmology concerns the accelerating expansion of the universe, which has been discovered and verified by the type Ia supernovae (SNeIa) (Riess et al. 1998; Perlmutter et al. 1999; Hicken et al. 2009), cosmic microwave background (CMB) (Spergel et al. 2003) and baryon acoustic oscillation (BAO) (Eisenstein et al. 2005) observations (also see recent review: Frieman et al. 2008). After the discovery of this scenario, a great variety of attempts have been done to explain this acceleration. The nature of the accelerating expansion is one of the most outstanding problems of physics and astronomy today. Currently, the existing mechanisms for cosmic acceleration can be roughly assorted into three kinds (see the reviews: Copeland et al. 2006; Caldwell and Kamionkowski 2009): (i) An exotic energy component with negative pressure, dubbed as dark energy, is introduced in the right hand side of Einstein equation. The nature of the dark energy is still unknown. Dark energy models include Λ CDM model (Carroll et al. 1992; Riess et al. 1998; Peebles and Ratra 2003), holographic dark energy model (Li 2004; Wu et al. 2008), chaplygin gas model (Kamenshchik et al. 2001; Benaoum 2002; Zhu 2004; Zhang and Zhu 2006) and some scalar field models, such as quintessence (Caldwell et al. 1998; Zlatev et al. 1999). (ii) The theory of gravity is modified at the Hubble scale, and the cosmic acceleration is due to gravity, without the help of any exotic negative pressure component. Examples of modified gravity theory include braneworld model (Arkani-Hamed et al. 1998; Antoniadis et al. 1998; Randall and Sundrum 1999a; Randall and Sundrum 1999b; Dvali et al. 2000; Deffayet 2001; Zhu and Alcaniz 2005), $f(R)$ gravity (Carroll et al. 2004; Nojiri and Odintsov 2003; Song et al.

2007; Atazadeh et al. 2008; Wu and Zhu 2008) and Cardassian model (Freese and Lewis 2002; Zhu and Fujimoto 2002, 2003, 2004; Sen and Sen 2003; Mosquera Cuesta et al. 2008). The above mentioned two mechanisms are based on the cosmological principle, which claims that our universe is isotropic and homogeneous at large scales. (iii) The local inhomogeneity of our universe is used to explain the acceleration (see George 2008 and corresponding references therein).

From the observational point of view, it is well known that flat models with a very small cosmological term ($\rho_\Lambda \lesssim 10^{-47}$ GeV⁴) are in good agreement with almost all sets of cosmological observations, which makes them an excellent description of the observed Universe. From the theoretical viewpoint, however, these scenarios are embarrassed by the so-called cosmological constant problems (Weinberg 1989; Weinberg 2000). One issue of the cosmological constant problems is to understand in a natural way why the observed value of the vacuum energy density ρ_Λ is so small. As it is known, the theoretical value of ρ_Λ is about 120 orders of magnitude larger than the observed value. This problem is called fine-tuning problem. Another issue of the cosmological constant problems is the so-called “why now?” or coincidence problem (Zlatev et al. 1999). Briefly put, it is to understand why ρ_Λ is not only small, but also the same order of magnitude as the present mass density of universe. The present epoch then is the very special time in the history of the universe, the only period when $\Omega_\Lambda \sim \Omega_m$.

Although there is no convincing fundamental theory available to understand why the vacuum energy dominance happened only recently, several possible approaches have been adopted to explain or alleviate the coincidence problem. One approach invokes some sorts of anthropic principle to explain the coincidence problem (Weinberg 2000; Vilenkin 2001; Garriga et al. 2000; Garriga and Vilenkin 2001). The basic idea of the anthropic principle is that there is an ensemble of universes with different values of the vacuum energy, most of which do not allow life to develop. Therefore the cosmic coincidence

¹ Department of Astronomy, Beijing Normal University, Beijing 100875, China

² Departamento de Astronomia, Observatório Nacional, 20921-400, Rio de Janeiro – RJ, Brasil

³ College of Mathematics and Physics, Chongqing University of Posts and Telecommunications, Chongqing 400065, China

is explained as follows: the existence of intelligent life selects only those values of vacuum energy density close to the observed one. Another possible approach to alleviate the coincidence problem is to assume that the dark energy is not a cosmological constant, but is a slow evolving and spatially homogeneous scalar field, the so-called “tracker field” (see the review: Copeland et al. 2006). However, in such models the resolution of the cosmic coincidence problem typically leads to a fine-tuning of model parameter. Recently, an interesting proposal is that the interaction between the dark energy and dark matter could perhaps alleviate the coincidence problem. So far, various interaction models have been put forward and studied (Amendola 2000; Caldera-Cabral 2009), but the format of interaction “Q” still can not be determined from fundamental physics.

As it is known, in the Λ CDM scenario, the densities scale as $\rho_X \propto \rho_m a^3$, while in a theory with no coincidence problem, one expects $\rho_X \propto \rho_m$. In this paper, we adopt a simple model, assuming a phenomenological form for the ratio of the dark energy and matter densities $\rho_X \propto \rho_m a^\xi$ (Dalal et al. 2001), to test the cosmic coincidence problem, wherein ξ denotes the severity of the coincidence problem. In this phenomenological model, the standard cosmology without interaction between dark energy and dark matter is characterized by $\xi + 3\omega_X = 0$, thereby, $\xi + 3\omega_X \neq 0$ denotes non-standard cosmology. The special cases $\xi = 3$ and $\xi = 0$ correspond to Λ CDM and the self-similar solution without coincidence problem respectively. Hence, any solution with a scaling parameter $0 < \xi < 3$ makes the coincidence problem less severe (Pavon et al. 2004). We place constraints on the parameters $(\Omega_{X,0}, \omega_X, \xi)$ of this model by using the Constitution Set (397 SNeIa data), the CMB shift parameter from the 5-year WMAP and the SDSS baryon acoustic peak, where $\Omega_{X,0}$ is the present value of density parameter of dark energy component. When we work out the value of ξ , one can see how severe the coincidence problem is. In addition, we use the transition redshift z_T (deceleration/acceleration) to test whether the interaction between dark energy and dark matter is necessary.

The paper is organized as follows. In Section 2, the basic equations of the simple phenomenological model are given. Constraints from the recent observations are illustrated in Section 3. In Section 4, theoretical constraints from the transition redshift z_T are presented. Finally, we summarize our main conclusions in Section 5.

2. THE BASIC EQUATIONS OF A SIMPLE PHENOMENOLOGICAL MODEL

Although many dark energy models are proposed, the nature of the dark energy is still unknown. In this paper, we adopted an alternative approach of using the observational data to constrain the nature of dark energy with minimal underlying theoretical assumptions. In particular, we assume a phenomenological form for the ratio between the dark energy and matter energy densities (Dalal et al. 2001),

$$\rho_X \propto \rho_m a^\xi, \quad (1)$$

or $\Omega_X \propto \Omega_m a^\xi$, where ξ is a free parameter which can be constrained from the observations.

Considering a flat FRW universe with $\Omega_X + \Omega_m = 1$ throughout, we obtain

$$\Omega_X = \frac{\Omega_{X,0} a^\xi}{1 - \Omega_{X,0}(1 - a^\xi)}, \quad (2)$$

where $\Omega_{X,0}$ is the present value of Ω_X . According to the energy conservation equation, one obtains

$$\frac{d\rho_{tot}}{da} = \frac{3}{a}(1 + \omega_X \Omega_X)\rho_{tot} = 0, \quad (3)$$

where $\rho_{tot} = \rho_m + \rho_X$ is the total density. Setting

$$\rho_X = \kappa \rho_m a^\xi, \quad (4)$$

based on Eq.(3), we have

$$\frac{d\rho_m}{da} + \frac{3}{a}\rho_m = -(\xi + 3\omega_X)\frac{\kappa a^{\xi-1}}{1 + \kappa a^\xi}\rho_m, \quad (5)$$

where κ is a constant. Further, one can read

$$\frac{d\rho_m}{da} + \frac{3}{a}\rho_m = Q, \quad (6)$$

and

$$\frac{d\rho_X}{da} + \frac{3}{a}\rho_X = -Q, \quad (7)$$

where the interaction term $Q = -(\xi + 3\omega_X)\frac{\kappa a^{\xi-1}}{1 + \kappa a^\xi}\rho_m$. The phenomenological interaction term Q is inspired from the interaction between the dilaton field σ and the matter field in the scalar-tensor theory of gravity (Kaloper and Olive 1998),

$$\mathcal{L} = \sqrt{-g} \left[-\frac{1}{2\kappa^2} \mathcal{R} - \frac{1}{2} g^{\mu\nu} \partial_\mu \sigma \partial_\nu \sigma - \zeta(\sigma)^{-2} \mathcal{L}_m(\psi, \zeta(\sigma)^{-1} g_{\mu\nu}) \right]. \quad (8)$$

For a general coupling function $\zeta(\sigma)$, we get the interaction term $Q = -3\rho_m H [d(\ln \zeta)/d(\ln a)]/2$ (Curbelo et al. 2006) which has the desired linear relationship between Q and ρ_m . Consequently, $\xi + 3\omega_X = 0$, corresponding to $Q = 0$, denotes the standard cosmology without interaction between dark energy and dark matter. In contrast, $\xi + 3\omega_X \neq 0$, corresponding to $Q \neq 0$, represents the non-standard cosmology with interaction between dark energy and dark matter. Furthermore, $\xi + 3\omega_X > 0$, corresponding to $Q < 0$, indicates that the energy is transferred from dark matter to dark energy. On the other hand, $\xi + 3\omega_X < 0$, corresponding to $Q > 0$, denotes that the energy is transferred from dark energy to dark matter. The solution to Eq. (3) is

$$\frac{\rho_{tot}}{\rho_0} = \exp \left[\int_a^1 \frac{da}{a} 3(1 + \omega_X \Omega_X) \right]. \quad (9)$$

By assuming $\omega_X = \text{const.}$, we find

$$\rho_{tot} = \rho_0 a^{-3} [1 - \Omega_{X,0}(1 - a^\xi)]^{-3\omega_X/\xi}, \quad (10)$$

so that

$$E^2 = a^{-3} [1 - \Omega_{X,0}(1 - a^\xi)]^{-3\omega_X/\xi}, \quad (11)$$

where $E = H/H_0$ is the dimensionless Hubble parameter.

This model has three free parameters $(\Omega_{X,0}, \omega_X, \xi)$, where $\Omega_{X,0}$ specifies the current density of dark energy, ω_X denotes its equation of state, and ξ presents how strongly Ω_X/Ω_m varies with redshift and quantifies the severity of the coincidence problem. In addition, the special cases $\xi = 3$ and $\xi = 0$ correspond to Λ CDM and the self-similar solution without coincidence problem respectively. The parameters $(\Omega_{X,0}, \omega_X, \xi)$ can be constrained from the cosmological data as we describe below.

3. CONSTRAINTS FROM THE RECENT OBSERVATIONS

3.1. Constraints from SNeIa

As it is known, the first direct evidence for cosmic acceleration came from SNeIa (Riess et al. 1998; Perlmutter et al. 1999), and they have provided the strongest constraints on

the cosmic equation-of-state and other cosmological parameters (Riess et al. 2004; Riess et al. 2007; Astier et al. 2006; Wood-Vasey et al. 2007; Davis et al. 2007; Kowalski et al. 2008; Hicken et al. 2009). Since they are as bright as typical galaxies when they peak, SNeIa can be observed to large distances, recommending their utility as standardizable candles for cosmology. At present, they are the most effective and mature probe of cosmology. The present analysis uses the recently compiled “Constitution set” of 397 SNeIa data covering a redshift range $0.015 \leq z \leq 1.551$ (Hicken et al. 2009).

Constraints from SNeIa can be obtained by fitting the distance modulus $\mu(z)$. The theoretical distance modulus is ($c = 1$)

$$\mu_{th}(z) = 5 \log_{10}(D_L(z)) + \mu_0, \quad (12)$$

where $\mu_0 = 42.38 - 5 \log_{10} h$. The Hubble-free luminosity distance is given by

$$D_L(z; \mathbf{p}, \mu_0) = H_0 d_L = (1+z) \int_0^z \frac{du}{E(u; \mathbf{p})}, \quad (13)$$

where $\mathbf{p} \equiv (\Omega_{X,0}, \omega_X, \xi)$ is the complete set of parameters. The best fit values of parameters can be determined by minimizing the function

$$\chi_{SNe}^2(\mathbf{p}, \mu_0) = \sum_{i=1}^n \frac{[\mu_{th,i}(\mathbf{p}, \mu_0; z_i) - \mu_{obs,i}(z_i)]^2}{\sigma_{\mu_i}^2}, \quad (14)$$

where $n = 397$ is the number of the SNeIa data and $\mu_{obs,i}(z_i)$ is the distance modulus obtained from observations, σ_{μ_i} is the total uncertainty of the SNeIa data. Figure 1 shows the probability contours constrained from the 397 SNeIa data in (ω_X, ξ) plane. The best-fit parameters in this case are found to be $\Omega_{X,0} = 0.71 \pm 0.03$, $\omega_X = -1.01 \pm 0.17$ and $\xi = 3.16 \pm 1.91$ with 68.3% confidence level.

3.2. Constraints from BAO

The recently observed baryon oscillations in the power spectrum of galaxy correlation function also is a powerful probe to explore dark energy and constrain cosmological model (Eisenstein et al. 2005). Before the universe had cooled sufficiently for neutral atoms to persist, it consisted of a hot plasma of photons, electrons, protons, baryons and other light nuclei. The tight coupling between photons and electrons due to Thomson Scattering leads to oscillations in the hot plasma. As the universe expands and cools, electrons and protons combine into atoms making the universe neutral. The pattern of initial perturbations and expanding wavefronts is seen in the CMB, and is ultimately imprinted on the matter distribution and should be seen in the spectrum of galaxy correlations today. The primary representation of these baryon acoustic oscillations is a feature at the “sound horizon” length r_s which is the distance traveled by the acoustic waves by the time of plasma recombination (Copeland et al. 2006; Albrecht et al. 2006).

The size of baryon acoustic oscillation peak can be used to as a “standard cosmological ruler” to constrain the cosmological parameters (Blake and Glazebrook 2003; Seo and Eisenstein 2003; Dolney et al. 2006), which was first successfully found by detecting of a peak in the correlation function of about 50,000 luminous red galaxies over 3800 deg^2 in the SDSS (Eisenstein et al. 2005). This peak can be denoted by a parameter \underline{A} , which is independent of cosmological models and for a flat universe can be expressed as

$$A(z_{BAO}; \mathbf{p}) = \sqrt{\Omega_{m,0}} E(z_{BAO})^{-1/3} \left[\frac{1}{z_{BAO}} \int_0^{z_{BAO}} \frac{dz}{E(z; \mathbf{p})} \right]^{2/3}, \quad (15)$$

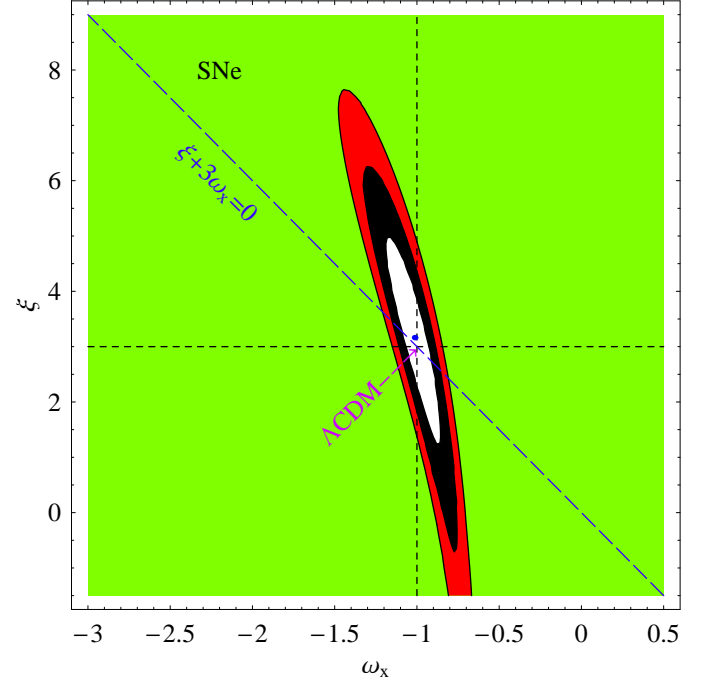


FIG. 1.— The contours correspond to 68.3%, 95.4% and 99.7% confidence levels constrained from SNeIa data analysis in (ω_X, ξ) plane. The blue dot marks the best-fit pair (ω_X, ξ) . The intersection point of the two dashed lines, namely $(\omega_X, \xi) = (-1, 3)$, corresponds to the Λ CDM model. The line $\xi + 3\omega_X = 0$ corresponds to the standard cosmology without interaction between dark energy and dark matter. The best-fit parameters in this case are found to be $\Omega_{X,0} = 0.71 \pm 0.03$, $\omega_X = -1.01 \pm 0.17$ and $\xi = 3.16 \pm 1.91$ (68.3% c.l.).

where $\Omega_{m,0} = 1 - \Omega_{X,0}$ and $z_{BAO} = 0.35$. The observational value is $A = 0.469 \pm 0.017$. The χ_{BAO}^2 value is

$$\chi_{BAO}^2(\mathbf{p}) = \frac{(A(z_{BAO}; \mathbf{p}) - 0.469)^2}{0.017^2}. \quad (16)$$

In this subsection, our analysis consider the SNeIa data combining with BAO. The best fit values for parameters $\mathbf{p} \equiv (\Omega_{X,0}, \omega_X, \xi)$ can be determined by minimizing

$$\chi_{total}^2 = \chi_{SNe}^2 + \chi_{BAO}^2. \quad (17)$$

Figure 2 shows the contours constrained from the BAO data in addition to the SNeIa data in (ω_X, ξ) plane. The results are $\Omega_{X,0} = 0.72 \pm 0.02$, $\omega_X = -0.99 \pm 0.18$ and $\xi = 3.17 \pm 1.83$ at 68.3% confidence level. Compared to Figure 1, the allowed regions of parameters are not considerably reduced.

3.3. Constraints from CMB

The Cosmic Microwave Background (CMB) observations are playing a key role in this era of precision cosmology (Barreiro 2009). In 1965 nearly isotropic background of microwave radiation was discovered, which has provided a wealth of new cosmological data. Subsequently, a series of experiments, such as COBE (Salopek 1992), Boomerang (Mauskopf et al. 2000; de Bernardis et al. 2000), MAXIMA (Hanany et al. 2000), Archeops (Benoit et al. 2003), VSA (Rubino-Martin et al. 2003; Rebolo et al. 2004), DASI (Kovac et al. 2002; Leitch et al. 2005) and WMAP (Spergel et al. 2003; Spergel et al. 2007; Komatsu et al. 2009), are designed to detect the CMB. Most notably, the WMAP satellite has imposed strong constraints on cosmological parameters.

The structure of the anisotropy of the cosmic microwave background radiation depends on two eras in cosmology, namely last

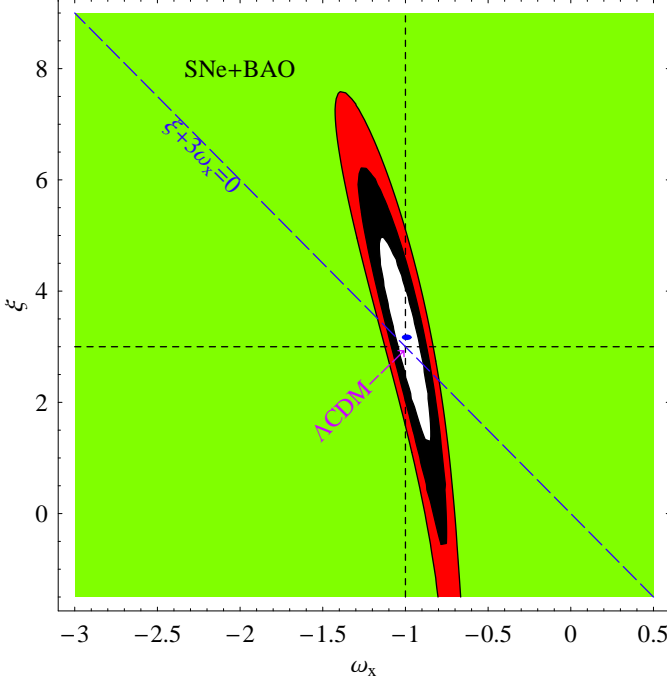


FIG. 2.— The contours correspond to 68.3%, 95.4% and 99.7% confidence levels constrained from joint SNeIa + BAO data analysis in (ω_X, ξ) plane. The results are $\Omega_{X,0} = 0.72 \pm 0.02$, $\omega_X = -0.99 \pm 0.18$ and $\xi = 3.17 \pm 1.83$ (68.3% c.l.).

scattering era (z_{ls}) and today ($z=0$), that can be applied to limit the model parameters by using the shift parameter R . For a flat universe, R can be expressed as

$$R(z_{ls}; \mathbf{p}) = \sqrt{\Omega_{m,0}} \int_0^{z_{ls}} \frac{dz}{E(z; \mathbf{p})}, \quad (18)$$

where the last scattering redshift $z_{ls} = 1089$. From the 5-year WMAP data results (Komatsu et al. 2009), one can get the observational value $R = 1.710 \pm 0.019$. The χ^2_{CMB} value is

$$\chi^2_{CMB} = \frac{(R - 1.710)^2}{0.019^2}. \quad (19)$$

We combine the above three data sets to minimize the total χ^2_{total} ,

$$\chi^2_{total} = \chi^2_{SNe} + \chi^2_{BAO} + \chi^2_{CMB}. \quad (20)$$

Figure 3 shows the contours constrained from the joint analysis of SNeIa, BAO and CMB data. The values of the parameters are $\Omega_{X,0} = 0.72 \pm 0.02$, $\omega_X = -0.98 \pm 0.07$ and $\xi = 3.06 \pm 0.35$ (68.3% confidence level). Compared to Figure 1 and Figure 2, the allowed region of ξ is remarkably reduced.

In addition, Figure 4 presents other results constrained from the joint analysis of SNeIa, BAO and CMB data. The left panel of Figure 4 displays the evolutions of $\Omega_m(z)$ and $\Omega_X(z)$. The right panel of Figure 4 presents the evolution of their ratio $r(z) = \Omega_m(z)/\Omega_X(z)$. It shows that the values of $\Omega_m(z)$ and $\Omega_X(z)$ are the same order of magnitude in the redshift range $0.0 \leq z \leq 1.6$.

4. CONSTRAINTS FROM THE TRANSITION REDSHIFT z_T

The transition redshift (deceleration/acceleration) has been proved to provide an efficient way for constraining the models (Zhu and Fujimoto 2004, Zhu and Alcaniz 2005). According to the definitions of the decelerating parameter $q \equiv -(\ddot{a}a)/\dot{a}^2$ and the Hubble parameter $H \equiv \dot{a}/a$, one obtains

$$q = \left(-\frac{\ddot{a}}{a}\right)/H^2 = \frac{dH^{-1}}{dt} - 1. \quad (21)$$

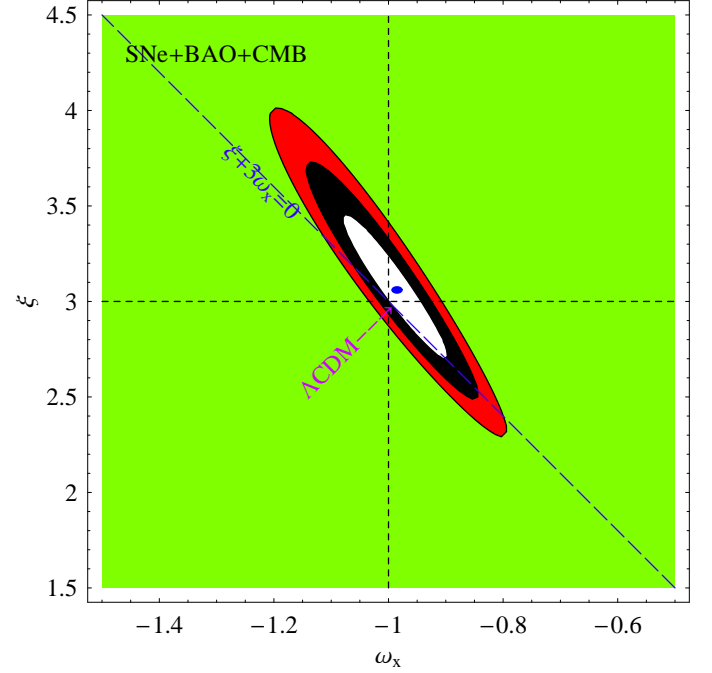


FIG. 3.— The contours correspond to 68.3%, 95.4% and 99.7% confidence levels constrained from joint SNeIa + BAO + CMB data analysis in (ω_X, ξ) plane. The values of the parameters are $\Omega_{X,0} = 0.72 \pm 0.02$, $\omega_X = -0.98 \pm 0.07$ and $\xi = 3.06 \pm 0.35$ (68.3% c.l.). It is clear that the Λ CDM model is in the 1σ error region, and the self-similar solution is out of the 3σ error region.

By using the relations $a_0/a = 1+z$ and $E(z) = H/H_0$, Eq.(21) can be written as

$$q(z) = \frac{1}{2E^2(z)} \frac{dE^2(z)}{dz} (1+z) - 1, \quad (22)$$

where $E^2(z)$ is given by Eq.(11). The transition redshift z_T , at which the expansion underwent the transition from deceleration to acceleration, is obtained by solving the equation

$$q(z = z_T) = 0. \quad (23)$$

From Eq.(11), Eq.(22) and Eq.(23), we find

$$(1+z_T)^{-\xi} = \frac{\Omega_{X,0} - 1}{\Omega_{X,0}(1+3\omega_X)}. \quad (24)$$

By considering the results of Section 3, we take a prior on $\Omega_{X,0}$, i.e., $\Omega_{X,0} = 0.72$. In Figure 5, we display the constraints from the transition redshift z_T in (ω_X, ξ) plane with the above prior on $\Omega_{X,0}$. The contour and the line $\xi+3\omega_X=0$ has only one intersection, corresponding to $(\omega_X, \xi) = (-0.94, 2.83)$, with $z_T = 0.73$. Obviously, the contours have no intersections with the line $\xi+3\omega_X=0$ for $z_T > 0.73$. Therefore, if our universe really turns from deceleration to acceleration at the redshift $z_T > 0.73$, in the framework of this model, we can conclude that the interaction between dark energy and dark matter should be taken into account, and the energy is transferred from dark energy to dark matter. Otherwise, if the transition happens at the redshift $z_T \leq 0.73$, we just can not ensure whether the interaction is necessary by using the transition redshift only. In Amendola 2003 and Amendola et al. 2006, they conclude that the acceleration could have started at high redshift, even up to $z \approx 3$, if dark energy interacts strongly with dark matter, in contrast, the standard noninteracting models even hardly reaches $z_T \simeq 1$. This is consistent with our results. If the transition redshift can be estimated by a model-independent measurement, it could be used as a important test to distinguish between coupled and uncoupled quintessence classes of models.

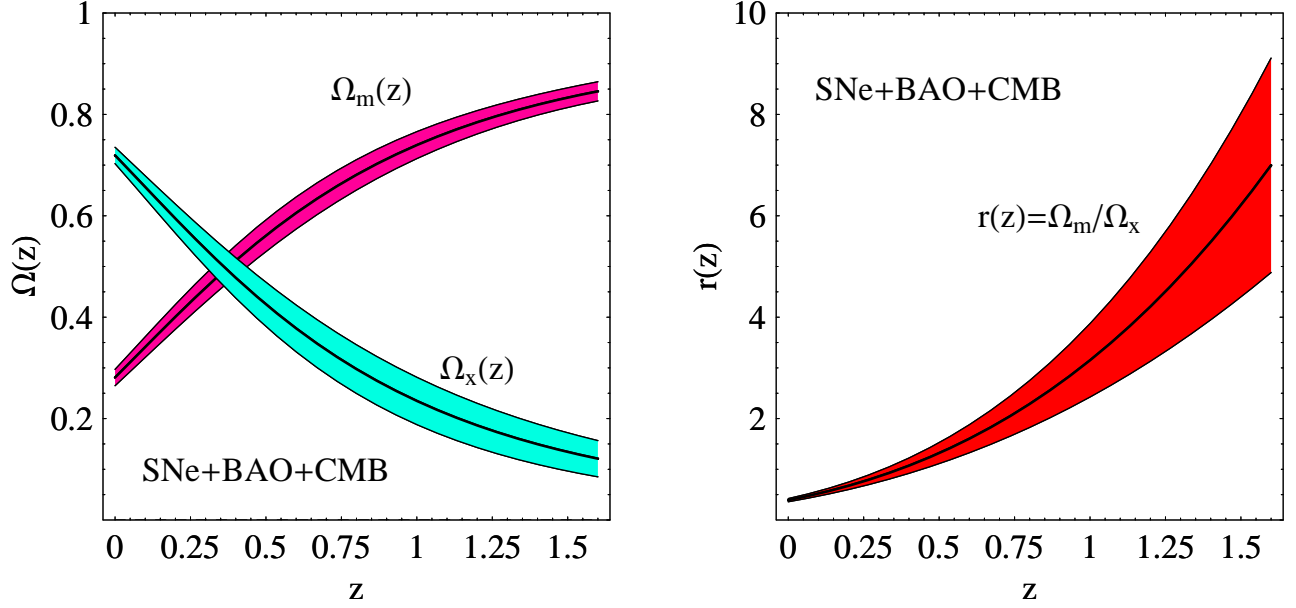


FIG. 4.— Constrains from the joint analysis of the SNeIa, BAO and CMB data. The left panel displays the evolutions of $\Omega_m(z)$ and $\Omega_X(z)$. Wherein, the center solid lines are plotted with the best fit values, and the shadows denote the 1σ regions. The right panel shows the evolution of the ratio of the densities $r(z) = \Omega_m(z)/\Omega_X(z)$.

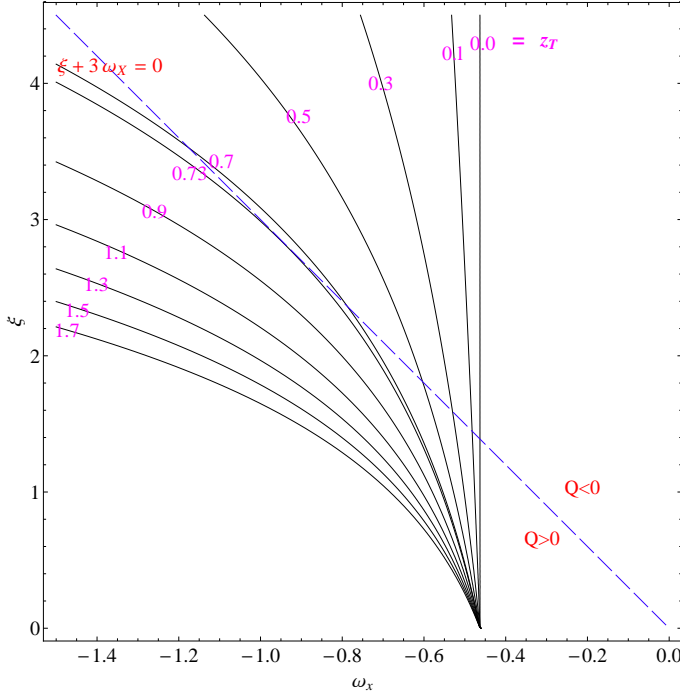


FIG. 5.— Contour plots of the function $z_T(\omega_X, \xi)$ with a prior $\Omega_{X,0} = 0.72$. The line $\xi + 3\omega_X = 0$ corresponds to the standard cosmology without interaction between dark energy and dark matter. The contour and the line $\xi + 3\omega_X = 0$ has only one intersection, corresponding to $(\omega_X, \xi) = (-0.94, 2.83)$, with $z_T = 0.73$. Obviously, the contours have no intersections with the line $\xi + 3\omega_X = 0$ for $z_T > 0.73$.

5. DISCUSSIONS AND CONCLUSIONS

A phenomenological scaling solution $\rho_X \propto \rho_m a^\xi$ with minimal underlying theoretical assumptions appears to be a quite effective tool for analyzing the relationship between the two dark components of our universe. In this phenomenological model,

the standard cosmology without interaction between dark energy and dark matter is characterized by $\xi + 3\omega_X = 0$, whereas $\xi + 3\omega_X \neq 0$ denotes non-standard cosmologies. The value of ξ quantifies the severity of the coincidence problem while the special cases $\xi = 3$ and $\xi = 0$ correspond, respectively, to Λ CDM and the self-similar solution without coincidence problem. Hence, any solution with a scaling parameter $0 < \xi < 3$ makes the coincidence problem less severe. We have investigated the constraints imposed by the recent observations. Using the Constitution Set (397 SNeIa data) solely, we obtain $\Omega_{X,0} = 0.71 \pm 0.03$, $\omega_X = -1.01 \pm 0.17$ and $\xi = 3.16 \pm 1.91$ (68.3% c.l.). When BAO data is taken into account in addition to the SNeIa data, the results are $\Omega_{X,0} = 0.72 \pm 0.02$, $\omega_X = -0.99 \pm 0.18$ and $\xi = 3.17 \pm 1.83$ (68.3% c.l.). Finally, combining SNeIa (397 data), BAO and CMB data, it comes out that $\Omega_{X,0} = 0.72 \pm 0.02$, $\omega_X = -0.98 \pm 0.07$ and $\xi = 3.06 \pm 0.35$ (68.3% c.l.).

Figure 1–3 show the observational contours from SNeIa data, SNeIa + BAO data and SNeIa + BAO + CMB data in (ω_X, ξ) plane respectively. From these figures, it is rather obvious that the SNeIa and BAO data do not provide stringent constraints on ξ , but inclusion of the CMB data significantly reduces the allowed region of this parameter. This implies that the high redshift may be able to give tighter constraint on the parameter ξ . In the three cases, they all display obviously that the self-similar solution $\xi = 0$ without coincidence problem is excluded from the data. As we see from the three contours, the Λ CDM model, which corresponds to the point $(\omega_X, \xi) = (-1, 3)$, is within the 1σ contour bound. It shows that the Λ CDM model still remains a good fit to the recent observational data, as well as, the coincidence problem indeed exists and is quite severe. In addition, there is a tendency in the contours that ξ decreases as ω_X increases.

The theoretical constraints from the transition redshift z_T show that if the transition from deceleration to acceleration happens at the redshift $z_T > 0.73$, in the framework of this model, the interaction between dark energy and dark matter should be taken

into account. On the other hand, if it happens at the redshift $z_T \leq 0.73$, we just can not confirm whether the interaction is necessary by using the transition redshift only.

Two problems deserve to be pointed out here. Firstly, the line $\xi + 3\omega_X = 0$, corresponding to the standard cosmology without interaction between the two dark components, runs through the 1σ , 2σ and 3σ regions in the (ω_X, ξ) plane. It denotes that the recent observational data are insufficient to discriminate between the standard cosmology and the non-standard cosmology. This problem may be resolvable by using the transition redshift test, if the transition redshift can be obtained by a model-independent measurement. Secondly, the data also can not discriminate between $\omega_X > -1$ and $\omega_X < -1$. In order to break the degeneracy, we pin our hope on the future observational data of high redshift SNeIa data from SNAP etc (Albrecht et al. 2006), and more precise CMB data from the ESA Planck satellite (Balbi 2007), as well as other complementary data, such as Gamma Ray Bursts data (Schaefer 2007; Liang et al. 2008; Liang and Zhang 2008), the data of X-ray gas mass fraction in cluster (Allen et al. 2004; LaRoque et al. 2006; Allen et al. 2008; Ettori et al. 2009) and gravitational lensing data (see Albrecht et al. 2006 and corresponding references therein).

This work was supported by the National Science Foundation of China under the Distinguished Young Scholar Grant 10825313 and the Key Project Grants 10533010 and 10935013, the Ministry of Science and Technology national basic science Program (Project 973) under grant Nos. 2007CB815401 and 2010CB833004, and the Natural Science Foundation Project of CQ CSTC under grant No. 2009BA4050. JSA acknowledges financial support from CNPq-Brazil under grant no. 304569/2007-0 and 481784/2008-0.

REFERENCES

- Albrecht, A., et al. 2006, Report of the Dark Energy Task Force, astro-ph/0609591
- Allen, S. W., et al. 2004, MNRAS, 353, 457
- Allen, S. W., et al. 2008, MNRAS, 383, 879-896
- Amendola, L. 2000, Phys. Rev. D, 62, 043511
- Amendola, L. 2003, MNRAS, 342, 221-226
- Amendola, L., Gasperini, M., & Piazza, F. 2006, Phys. Rev. D, 74, 127302
- Antoniadis, I., et al. 1998, Phys. Lett. B, 436, 257-263
- Arkani-Hamed, N., Dimopoulos, S., & Dvali, G. 1998, Phys. Lett. B, 429, 263-272
- Astier, P., et al. 2006, A&A, 447, 31
- Atazadeh, K., Farhoudi, M., & Sepangi, H. R. 2008, Phys. Lett. B, 660, 275-281
- Balbi, A. 2007, New Astron. Rev. 51, 281-286
- Barreiro, R. B. arXiv:0906.0956
- Benaoum, H. B. hep-th/0205140
- Benoit, A., et al. 2003, A&A, 399, L19-L23
- Blake, C., & Glazebrook, K. 2003, ApJ, 594, 665-673
- Caldera-Cabral, G., et al. 2009, Phys. Rev. D, 79, 063518
- Caldwell, R. R., et al. 1998, Phys. Rev. Lett., 80, 1582-1585
- Caldwell, R. R. & Kamionkowski, M. 2009, Ann. Rev. Nucl. Part. Sci, 59, 397
- Carroll, S. M., Press, W. H., & Turner, E. L. 1992, ARA&A, 30, 499-542.
- Carroll, S. M., et al. 2004, Phys. Rev. D, 70, 043528
- Copeland, E. J., et al. 2006, Int. J. Mod. Phys. D, 15, 1753-1936
- Curbelo, R. et al. 2006, Class. Quantum Grav., 23, 1585.
- Dalal, N., et al. 2001, Phys. Rev. Lett., 87, 141302
- Davis, T. M., et al. 2007, ApJ, 666, 716
- de Bernardis, P., et al. 2000, Nature, 404, 955-959
- Deffayet, C. 2001, Phys. Lett. B, 502, 199-208
- Dolney, D., Jain, B., Takada M. 2006, MNRAS, 366, 884-898
- Dvali, G., Gabadadze, G., & Porrati, M. 2000, Phys. Lett. B, 485, 208-214
- Eisenstein, D. J., et al. 2005, ApJ, 633, 560-574
- Ettori, S., et al. 2009, A&A, 501, 61-73
- Freese, K., & Lewis, M. 2002, Phys. Lett. B, 540, 1-8
- Frieman, J., Turner, M., & Huterer, D. 2008, ARA&A, 46, 385-432
- Garriga, J., Livio, M., & Vilenkin, A. 2000, Phys. Rev. D, 61, 023503
- Garriga, J., & Vilenkin, A. 2001, Phys. Rev. D, 64, 023517
- George, F. R. E. 2008, CRAL-IPNL Conference, arXiv:0811.3529
- Hanany, S., et al. 2000, ApJ, 545, L5
- Hicken, M., et al. 2009, Astrophys. J., 700, 1097
- Kaloper, N., & Olive, K. A. 1988, Phys. Rev. D, 57, 811
- Kamenshchik, A. Y., Moschella, U., & Pasquier, V. 2001, Phys. Lett. B, 511, 265-268
- Komatsu, E., et al. 2009, ApJS, 180, 330-376
- Kovac, J., et al. 2002, Nature, 420, 772-787
- Kowalski, M., et al. 2008, ApJ, 686, 749
- LaRoque, S., et al. 2006, ApJ, 652, 917-936
- Leitch, E. M. et al. 2005, ApJ, 624, 10-20
- Li, M. 2004, Phys. Lett. B, 603, 1-2
- Liang, N., et al. 2008, ApJ, 685, 354-360
- Liang, N., & Zhang, S. N. arXiv:0808.2655
- Mauskopf, P. D., et al. 2000, ApJ, 536, L59-L62
- Mosquera Cuesta, H. J., Dumet M. H., & Furlanetto, C. 2008, JCAP, 0807, 004
- Nojiri, S., & Odintsov, S. D. 2003, Phys. Rev. D, 68, 123512
- Pavon, D., Sen, S., & Zimdahl, W. 2004, JCAP, 0405, 009
- Peebles, P. J., & Ratra, B. 2003, Rev. Mod. Phys, 75, 559-606
- Perlmutter, S., et al. 1999, ApJ, 517, 565-586
- Randall, L., Sundrum, R. 1999a, Phys. Rev. Lett., 83, 4690-4693
- Randall, L., Sundrum, R. 1999b, Phys. Rev. Lett., 83, 3370-3373
- Rebolo, R., et al. 2004, MNRAS, 353, 747-759
- Riess, A. G., et al. 1998, AJ, 116, 1009-1038
- Riess, A. G., et al. 2004, ApJ, 607, 665
- Riess, A. G., et al. 2007, ApJ, 659, 98
- Rubino-Martin, J. A., et al. 2003, MNRAS, 341, 1084
- Salopek, D. S. 1992, Phys. Rev. Lett., 69, 3602
- Schaefer, B. E. 2007, ApJ, 660, 16-46
- Sen, S., & Sen, A. A. 2003, ApJ, 588, 1-6
- Seo, H.-J., & Eisenstein, D. J. 2003, ApJ, 598, 720-740
- Song, Y.-S., Hu, W., & Sawicki, L. 2007, Phys. Rev. D, 75, 044004
- Spergel, D. N., et al. 2003, ApJS, 148, 175-194
- Spergel, D. N., et al. 2007, ApJS, 170, 377
- Vilenkin, A. hep-th/0106083
- Weinberg, S. 1989, Rev. Mod. Phys. 61, 1 - 23
- Weinberg, S. 2000, astro-ph/0005265
- Wood-Vasey, W. M., et al. 2007, ApJ, 666, 694
- Wu, X., Cai, R.-G., & Zhu, Z.-H. 2008, Phys. Rev. D, 77, 043502
- Wu, X., & Zhu, Z.-H. 2008, Phys. Lett. B, 660, 293-298
- Zhang, H., & Zhu, Z.-H. 2006, Phys. Rev. D, 73, 043518
- Zhu, Z.-H. 2004, A&A, 423, 421-426
- Zhu, Z.-H., & Alcaniz, J. S. 2005, ApJ, 620, 7-11
- Zhu, Z.-H., & Fujimoto, M.-K. 2002, ApJ, 581, 1-4
- Zhu, Z.-H., & Fujimoto, M.-K. 2003, ApJ, 585, 52-56
- Zhu, Z.-H., & Fujimoto, M.-K. 2004, ApJ, 602, 12-17
- Zlatev, I., Wang, L., & Steinhardt, P. J. 1999, Phys. Rev. Lett., 82, 896