

On the Temperature Dependence of the Lifetime of Thermally Isolated Metastable Clusters

L. A. Openov*, D. A. Lobanov, and A. I. Podlivaev

Moscow Engineering Physics Institute (State University), 115409 Moscow, Russia

* E-mail: LAOpenov@mephi.ru

ABSTRACT

The temperature dependence of the lifetime of the thermally isolated metastable N_8 cubane up to its decay into N_2 molecules has been calculated by the molecular dynamics method. It has been demonstrated that this dependence significantly deviates from the Arrhenius law. The applicability of the finite heat bath theory to the description of thermally isolated atomic clusters has been proved using statistical analysis of the results obtained.

PACS: 36.40.-c, 36.40.Qv, 71.15.Pd

Simulations of the time evolution of atomic clusters at high temperatures are of interest from several points of view. An analysis of distortions of the cluster structure and products of its decay can provide information on the mechanism of the final stage of the cluster formation and possible components for its synthesis, respectively. For example, when the C_{60} fullerene is heated, defects are formed on its “surface” because of the Stone-Wales transformations, while the formation of the fullerene from an initial imperfect C_{60} cluster occurs due to the same transformations going in the reverse order [1, 2]. In turn, the decomposition of the hydrocarbon cubane C_8H_8 into benzene and acetylene molecules suggests the use of these compounds for the synthesis of the cubane (applying catalysts to speed up the reverse reaction) [3].

The main parameter determining the thermal stability of a metastable cluster is the activation energy of its decomposition (or the transformation into another isomer) E_a . If the height of the minimum energy barrier preventing the decomposition is U , the inequality $E_a > U$ holds true. If there is only one decomposition channel, the equality $E_a = U$ is satisfied. The magnitude of E_a is determined [4] in experiments by measuring the lifetime τ of the cluster at different temperatures T and making use of the Arrhenius law

$$\tau^{-1}(T) = A \exp(-E_a/k_B T), \quad (1)$$

where A is the frequency factor and k_B is the Boltzmann constant. The theoretical dependence of τ on T , in principle, can be determined by numerical simulations of the cluster lifetime using the molecular dynamics method (the so-called “computer experiment”).

However, it should be noted that Eq. (1) is valid only when the cluster is in thermal equilibrium with the environment (it is thermalized). In the experiment, the thermal

contact is ensured by placing clusters in a “buffer gas” (usually, helium is used) heated to a required temperature [4]. In the theory, the canonical NVT ensemble is used to describe thermalized clusters. However, sometimes cluster disassociates so quickly that it does not have enough time to come into thermal equilibrium with its environment. It happens, for example, during photofragmentation, when the clusters excited by a laser pulse do not collide with each other for a time $t < 1\mu\text{s}$ required for their decomposition. In this case, the dynamics of the cluster is simulated using the microcanonical NVE ensemble [5] and the total energy of the cluster $E = E_{kin} + E_{pot}$ (the sum of the kinetic and potential energies) remains constant during its evolution. Here, the role of the temperature is played by the so called “microcanonical” (or “dynamic”) temperature T_m , which is a measure of the kinetic energy of relative motion of atoms in the cluster, which is at rest and does not rotate as a whole (i.e., it is basically the measure of the excitation energy of the cluster). It is calculated using the formula [6, 7] $\langle E_{kin} \rangle = \frac{1}{2}k_B T_m(3n-6)$, where $\langle E_{kin} \rangle$ is the kinetic energy of the cluster averaged over the microcanonical ensemble (or over the time) and n is the number of atoms in it.

The question arises: is it possible to use Eq. (1) to determine the decomposition activation energy of a thermally isolated cluster by simply substituting T by T_m in it? According to the so-called finite heat bath theory [8, 9], in which the cluster itself plays the role of the reservoir for the degree of freedom along the reaction coordinate that leads to the decomposition, this is possible. But there is a reservation: the equation should include the quantity $T^* = T_m - E_a/2C$ instead of T_m , where $C = (3n-6)k_B$ is the specific heat of the cluster.

In order to experimentally test this assertion, it is necessary, first, to ensure that there is

only one channel of decomposition (otherwise, the dependences of τ on T and, correspondingly, τ on T_m become more complex) and, second, to know E_a for the decomposition in the channel. However, usually the cluster has several decomposition channels (sometimes they are completely different [10]), and even if the decomposition goes mainly over one of them, the corresponding activation energy is not known a priori. Since, for medium-sized clusters and temperatures, at which the cluster decomposition time is $t < 1\mu s$, the correction $E_a/2CT_m$ is usually very small (≈ 0.07 for C_{60} fullerene [2]), the use of T^* instead of T_m in Eq. (1) does not lead to any substantial change in the function $\tau(T_m)$, even though it leads to somewhat better agreement of numerical simulations with experiment [2].

The purpose of the present paper is to directly verify the finite heat bath theory via numerical simulations of dynamics of a metastable cluster for which there is only one decomposition channel and the height of the corresponding potential barrier is known from independent calculations. We choose the N_8 cubane (Fig. 1), which has been predicted theoretically [11-13] but, as far as we know, has not been observed in experiment yet, to play the role of such a cluster. Our choice is stipulated mainly by a small number of atoms in the cubane (and, correspondingly, a comparatively large magnitude of the correction to microcanonical temperature), and also by the fact that the products of its decomposition (four N_2 molecules) are known, which simplifies the search for barriers that prevent the decomposition (the more so because the initial cluster has a high symmetry). Another reason for the choice of so exotic cluster for testing of the statistical laws is irreversible character of decomposition of the cubane after going over the activation barrier nearest to the local energy minimum. The majority of clusters do not possess this feature and come from the initial configuration to adjacent metastable configurations and back many times

during their evolution, because of which it is quite difficult to determine the lifetime of the cluster [2, 4].

We calculated the interatomic distance a (the length of the N-N bond) and the dissociation energy of the cubane $E_{diss} = E(N_8) - 4E(N_2)$ using the density functional theory with the 6-31G* basis set and the exchange-correlation functional B3LYP. Our results ($a = 1.52 \text{ \AA}$, $E_{diss} = 2.27 \text{ eV/atom}$) agree with the data of other authors [11-13] obtained using different ab initio methods ($a = 1.46 - 1.54 \text{ \AA}$, $E_{diss} = 1.4 - 3.1 \text{ eV/atom}$). We also found the reaction path for the cubane decomposition along the reaction coordinate, which connects the initial (N_8 cubane) and final (four N_2 molecules) configurations in the space of atomic coordinates. It turned out that the path contains several barriers that correspond to sequential transitions of the N_8 cluster to different intermediate configurations (Fig. 2). Each barrier has the corresponding saddle point at the potential energy hypersurface. Maximum energy corresponds to the saddle point of the first (the nearest to the cubane) barrier. Therefore, this barrier determines the stability of the cubane. Its height is $U = 0.88 \text{ eV}$. We obtained similar results using the Hartree-Fock method and the Moller-Plesset second-order perturbation theory (in particular, $U = 0.80 \text{ eV}$).

In principle, at this stage, we can proceed to the determination of the dependence of the lifetime of the cubane τ on the microcanonical temperature T_m by setting different initial excitation energies for the cluster and employing the molecular dynamics method to analyze its evolution. However, the ab initio calculations require very large amounts of the computer time, because of which the “life” of the cluster can be observed only over a very short period of time (1 - 10 ps), which is insufficient to collect necessary statistics. Therefore, we chose another way: we found the tight binding potential for nitrogen systems. It

is known that tight binding models produce a reasonable compromise between rigorous ab initio approaches and oversimplified classic potentials of the interaction between atoms. Often, they incur only slight loss in accuracy as compared to the former approaches (because they take into account explicitly the quantum-mechanical “band” contribution of the electron subsystem to the total energy) [1, 14] and simultaneously make it possible to perform the “computer experiment” for macroscopic (on atomic scales) times $\sim 1\mu s$ [3, 15].

We start from the nonorthogonal tight binding potential [16], which we successfully used before to simulate dynamics of the hydrocarbon cubane C_8H_8 [3, 15]. We choose parameters of the potential for the case of nitrogen systems to achieve the best possible correspondence of interatomic distances, binding energies, and minimum oscillation frequencies to experimental values (for N_2 molecules) or to results of ab initio calculations (for the N_8 cubane and some other metastable nitrogen clusters). In particular, for the case of the cubane, our model leads to $a = 1.54 \text{ \AA}$, and $E_{diss} = 2.22 \text{ eV/atom}$. The analysis shows that the dependence of the potential energy of the N_8 system on the reaction coordinate along the decomposition path of the cubane has the same form as in Fig. 2; i.e., in agreement with the ab initio calculations, the stability of the cubane is determined by the height of the nearest barrier. It turns out to be 0.384 eV within the tight binding model, which is approximately two times smaller than the result of our density functional theory calculations. It is not surprising because it is known that the ab initio methods, in general, and the density functional theory, in particular, tend to overestimate heights of potential barriers [3]. However, at present, we are interested not in which of the theoretical approaches provides more precise calculations, but in the fact that, now, using

the tight binding potential and the value of U determined using the same potential, we can study the dynamics of the cubane to its decomposition over a very wide range of durations $10^{-13} - 10^{-6}$ s and then compare the temperature dependences of the lifetime of the cubane both with the usual Arrhenius law and with predictions of the finite heat bath theory [8, 9]. The criterion of the validity of one or another approach is coincidence of the activation energy found from the “computer experiment” with the barrier height U .

We simulate the dynamics of the thermally isolated N_8 cubane in the following way. At the initial instant of time, we set each atoms in motion in such a way that the total momentum and the angular momentum of the cluster as a whole are equal to zero (a special case of the *NVEPJ* ensemble [15]). Then, forces that act on atoms are calculated. The classical Newton equations are solved numerically using the velocity Verlet algorithm. The time step used is $t_0 = 2.72 \cdot 10^{-16}$ s.

We study the evolution of the cubane for 74 different sets of initial velocities and displacements of atoms that correspond to the initial microcanonical temperatures $T_m = 350 - 1000$ K. According to the ergodic hypothesis, T_m is equal to the “dynamic” temperature [15], which is determined by averaging the kinetic energy of the cluster over 1000-10000 steps of the molecular dynamics simulation [6, 7]. We found that the cubane decomposes into either four N_2 molecules or one N_2 molecule and two quasi-linear N_3 radicals, each of which, in turn, decomposes into the N_2 molecule and the nitrogen atom (according to our calculations, $E(N_3) \approx E(N_2) + E(N)$, which is in agreement with results of other authors [17]). The decomposition goes on very quickly (over 0.1 - 1.0 ps). Since the total energy of the thermally isolated cluster is $E_{pot} + E_{kin} = \text{const}$, a drastic decrease

in the potential energy with the decomposition leads to the corresponding increase in the kinetic energy, i.e., to the increase in T_m (by several thousands of degrees). The detailed analysis of the atomic configuration at the initial stage of the decomposition process shows that it corresponds (with very rare exceptions) to the configuration of the saddle point in the potential energy of the cluster with the energy barrier $U = 0.384$ eV. When this barrier is overcome, the decomposition becomes irreversible, even though, then, it can go via different paths (Fig. 2 shows the scheme of the cubane decay into four N_2 molecules, but the final products can also be three N_2 molecules and two nitrogen atoms).

Figure 3 shows the calculated values of $\ln(\tau)$ for different microcanonical temperatures T_m . It can be seen that, over the entire range of T_m under study, the dependence $\ln(\tau)$ on $1/T_m$ can be fit well by a straight line, which is in agreement with the Arrhenius formula following for the microcanonical ensemble from Eq. (1) at $T = T_m$. The temperature dependence of the frequency factor A , if any, is so weak that it cannot be revealed using our data. Therefore, at first glance, the Arrhenius formula describes well the results of the simulations of the decomposition of the thermally isolated cubane. However, the activation energy determined from the slope of the approximating straight line in Fig. 3 turns out to be $E_a = 0.626 \pm 0.022$ eV, which is much larger than the height $U = 0.384$ eV of the barrier that is overcome during the decomposition. Therefore, the inference can be made that the usual Arrhenius law is inapplicable to the description of the decomposition of the thermally isolated cluster.

Let us see what happens with corrections for finite size of heat bath [8, 9]. By assuming that T in Eq. (1) is equal to $T^* = T_m - E_a/2C$ and considering the same set of $\ln(\tau)$ values as a function of $1/T^*$ (Fig. 4) instead of the function of $1/T_m$, we see

that $\ln(\tau)$ as a function of $1/T^*$ also fits straight line very well, but, in this case, the activation energy (which was determined by successive iterations) is $E_a = 0.367 \pm 0.013$ eV in excellent agreement with $U = 0.384$ eV. Notice that the parameter $E_a/2CT_m$ that describes magnitude of the correction to T_m is 0.10-0.35 for the range of T_m under study; i.e., it is substantially larger than that, for example, in simulations of the C₆₀ fullerene [2]. Ultimately, this is the fact that allows us to find the clear distinction (much larger than statistical uncertainty) between the functional dependence of τ on T_m with and without corrections for the finite size of the heat bath.

The frequency factors determined by crossings of the straight lines in Figs. 3 and 4 with the vertical axis are $A = 8.5 \cdot 10^{15} \text{c}^{-1}$ and $4.1 \cdot 10^{14} \text{c}^{-1}$, respectively. It is worth noting that one and the same set of data can be equally well fit using absolutely different pairs of fitting parameters (E_a, A) . The sensitivity of the parameters to the form of the functional dependence $\tau(T_m)$ indicates once again that it is necessary to choose the correct one to analyze the data on the lifetime of metastable clusters. In the present paper, we directly prove that the finite heat bath theory is applicable to the quantitative description of thermally isolated clusters and that it can be used in studies of fast processes of decomposition of clusters and their interaction with each other.

References

- [1] A. I. Podlivaev and L. A. Openov, Pisma Zh. Eksp. Teor. Fiz. **81**, 656 (2005) [JETP Lett. **81**, 533 (2005)].
- [2] L. A. Openov and A. I. Podlivaev, Pisma Zh. Eksp. Teor. Fiz. **84**, 73 (2006) [JETP Lett. **84**, 68 (2006)].

- [3] M. M. Maslov, D. A. Lobanov, A. I. Podlivaev, and L. A. Openov, *Fiz. Tverd. Tela* (St. Petersburg) **51**, 609 (2009) [*Phys. Solid State* **51**, 645 (2009)].
- [4] C. Lifshitz, *Int. J. Mass. Spectrom.* **198**, 1 (2000).
- [5] E. M. Pearson, T. Halicioglu, and W. A. Tiller, *Phys. Rev. A* **32**, 3030 (1985).
- [6] C. Xu and G. E. Scuseria, *Phys. Rev. Lett.* **72**, 669 (1994).
- [7] J. Jellinek and A. Goldberg, *J. Chem. Phys.* **113**, 2570 (2000).
- [8] C. E. Klots, *Z. Phys. D* **20**, 105 (1991).
- [9] J. V. Andersen, E. Bonderup, and K. Hansen, *J. Chem. Phys.* **114**, 6518 (2001).
- [10] L. A. Openov and A. I. Podlivaev, *Pisma Zh. Eksp. Teor. Fiz.* **84**, 217 (2006) [*JETP Lett.* **84** (4), 190 (2006)].
- [11] R. Engelke and J. R. Stine, *J. Phys. Chem.* **94**, 5689 (1990).
- [12] W. J. Lauderdale, J. F. Stanton, and R. J. Bartlett, *J. Phys. Chem.* **96**, 1173 (1992).
- [13] M. L. Leininger, C. D. Sherrill, and H. F. Schaefer, *J. Phys. Chem.* **99**, 2324 (1995).
- [14] I. V. Davydov, A. I. Podlivaev, and L. A. Openov, *Fiz. Tverd. Tela* (St. Petersburg) **47**, 751 (2005) [*Phys. Solid State* **47**, 778 (2005)].
- [15] L. A. Openov and A. I. Podlivaev, *Fiz. Tverd. Tela* (St. Petersburg) **50**, 1146 (2008) [*Phys. Solid State* **50**, 1195 (2008)].
- [16] M. M. Maslov, A. I. Podlivaev, and L. A. Openov, *Phys. Lett. A* **373**, 1653 (2009).
- [17] P. Zang, K. Morokuma, and A. M. Wodtke, *J. Chem. Phys.* **122**, 014106 (2005).

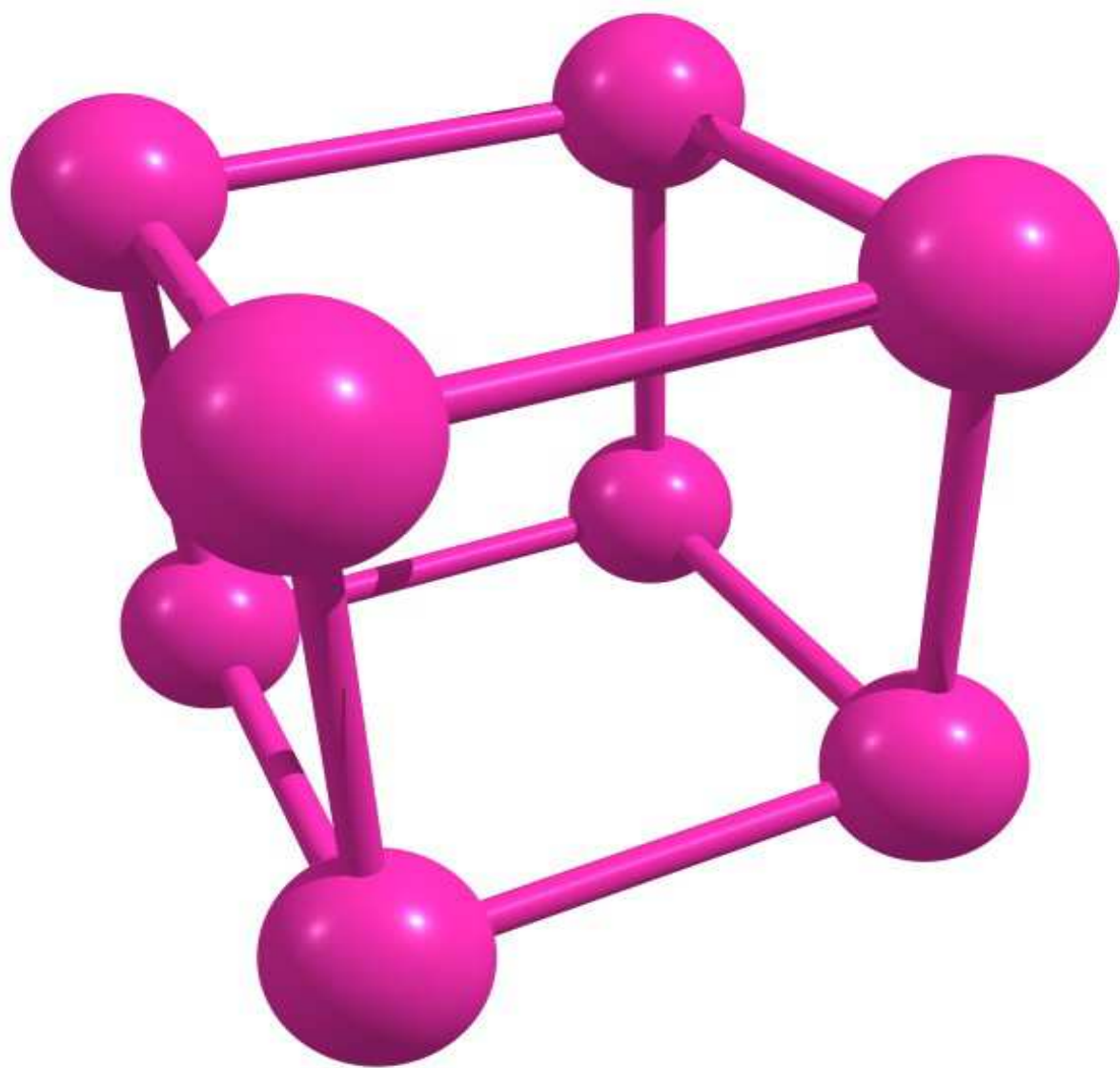


Fig. 1. N₈ cubane.

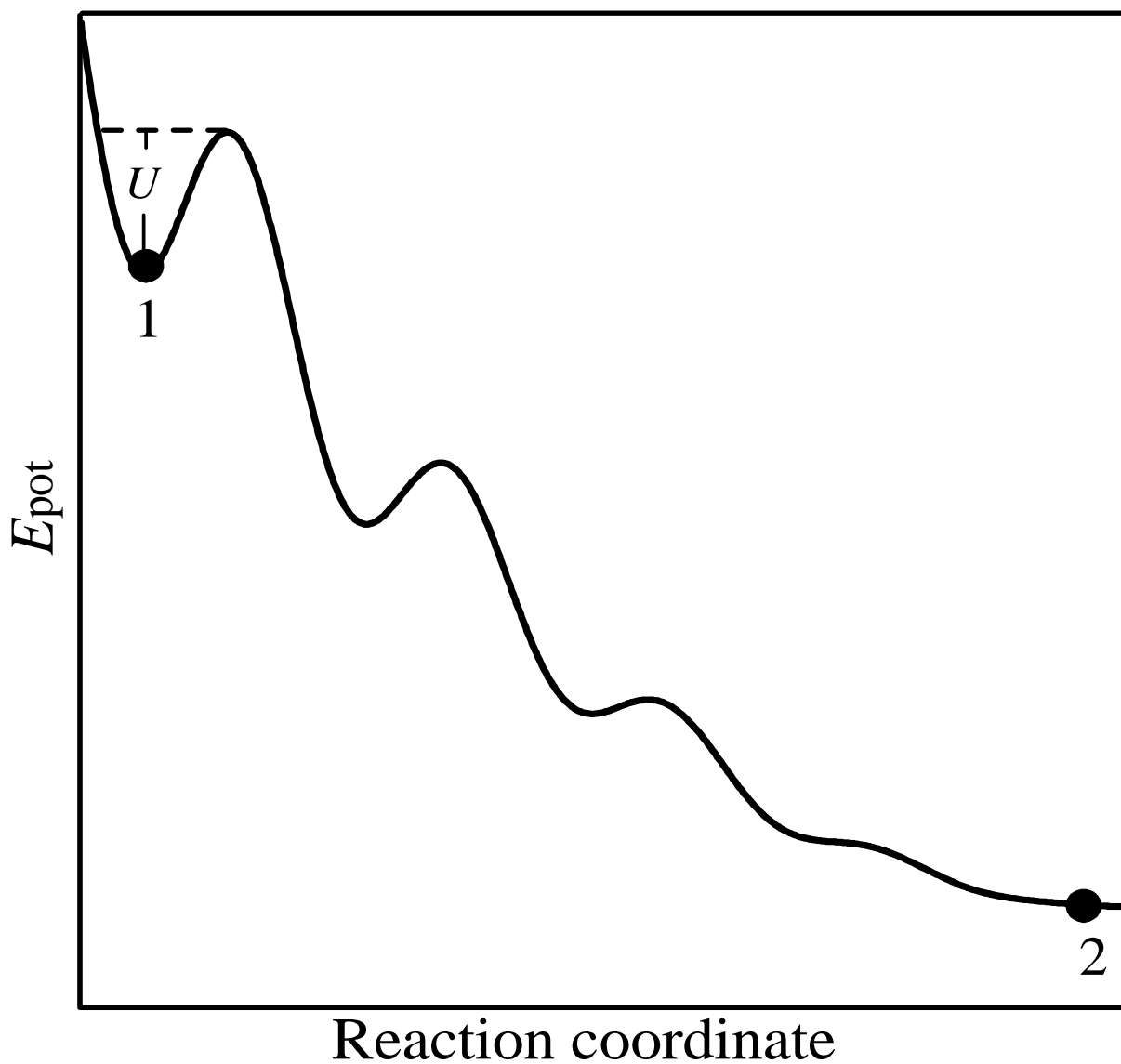


Fig. 2. Schematic dependence of the potential energy E_{pot} of the N_8 cubane (1) on the reaction coordinate along the path cubane \rightarrow four N_2 molecules (2).

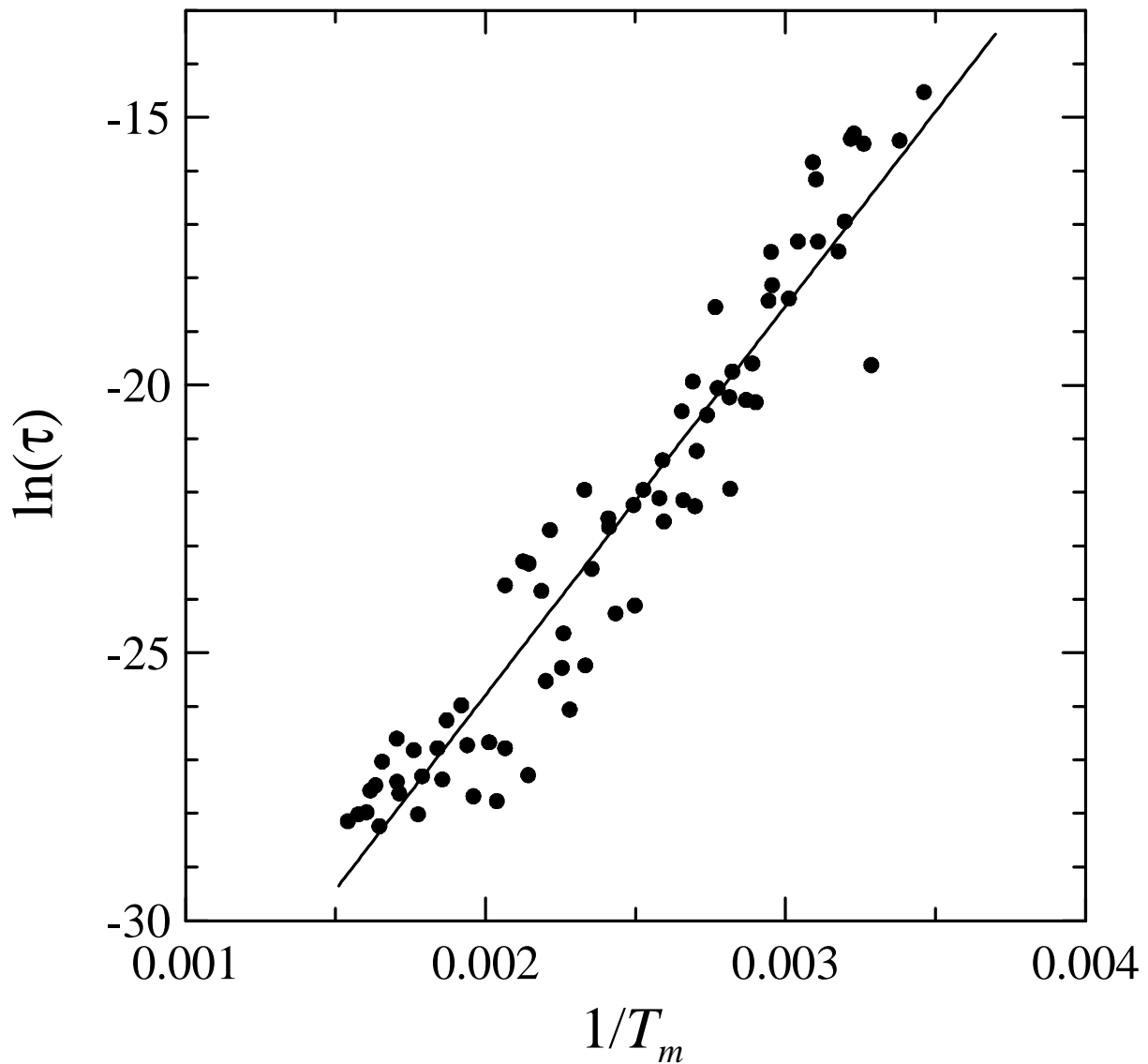


Fig. 3. Logarithm of the lifetime τ (in seconds) of the N_8 cubane as a function of the inverse microcanonical temperature $1/T_m$ (in K^{-1}). Points indicate the results of the calculation. The solid line represents the linear approximation by the least-squares

method.

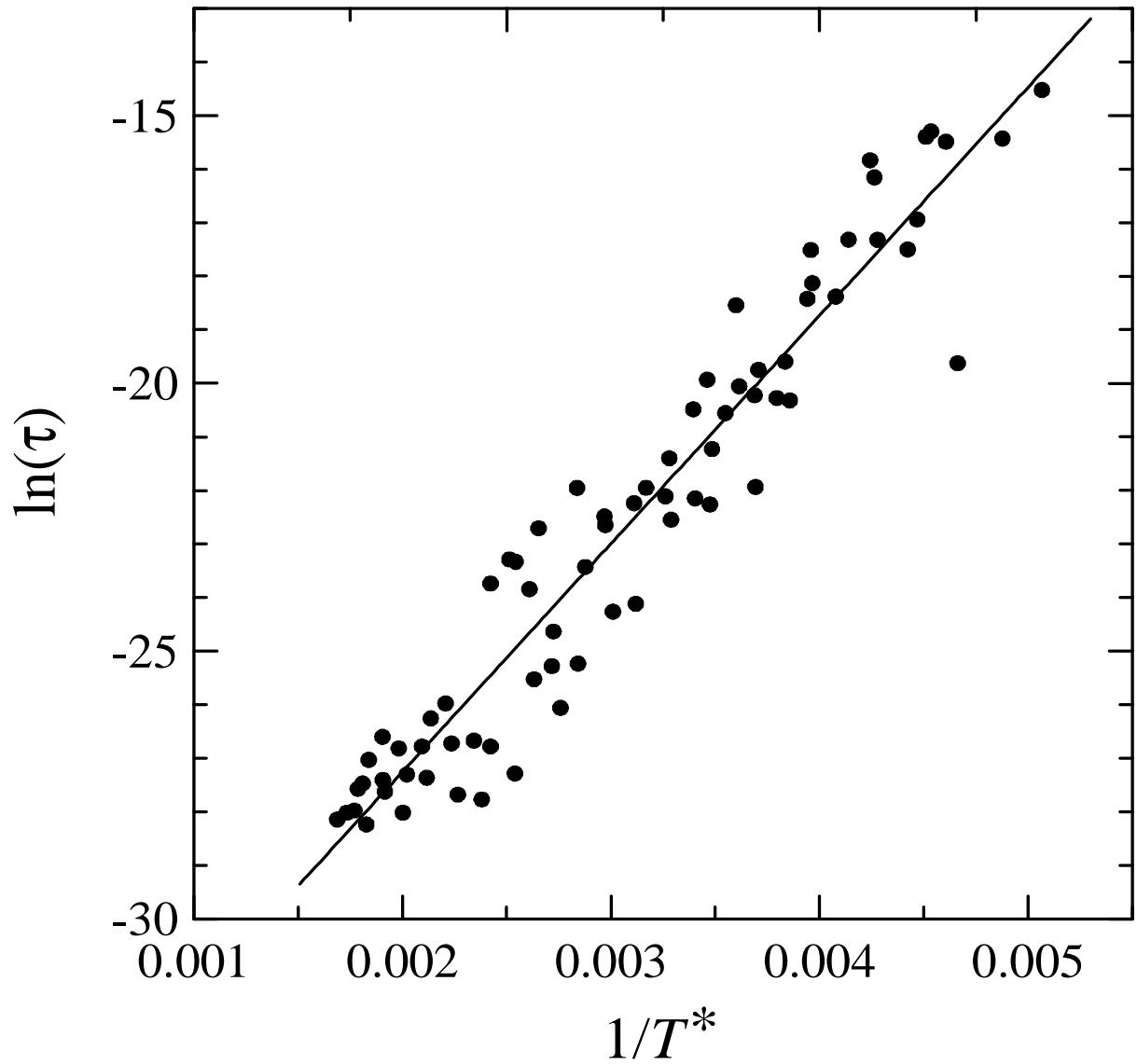


Fig. 4. The same as in Fig. 3 but in the other coordinates. The quantity inverse to $T^* = T_m - E_a/2C$ is plotted along the abscissa axis (see text).