

Pseudorandomness in Central Force Optimization

Richard A. Formato¹

Abstract: Central Force Optimization is a deterministic metaheuristic for an evolutionary algorithm that searches a decision space by flying probes whose trajectories are computed using a gravitational metaphor. CFO benefits substantially from the inclusion of a pseudorandom component (a numerical sequence that is precisely known by specification or calculation but otherwise arbitrary). The essential requirement is that the sequence is uncorrelated with the decision space topology, so that its effect is to pseudorandomly distribute probes throughout the landscape. While this process may appear to be similar to the randomness in an inherently stochastic algorithm, it is in fact fundamentally different because CFO remains deterministic at every step. Three pseudorandom methods are discussed (initial probe distribution, repositioning factor, and decision space adaptation). A sample problem is presented in detail and summary data included for a 23-function benchmark suite. CFO's performance is quite good compared to other highly developed, state-of-the-art algorithms.

Ver. 2 (typographical errors in Step (c) of Fig. 1 and discussion of Fig. 8 corrected; clarification of definition of \bar{R}_{best} ; error in Table 2 test function f_{12} corrected; f_{12} source code in Appendix 3, page 60 corrected).

3 February 2010
Saint Augustine, Florida

Pseudorandomness in Central Force Optimization

Richard A. Formato¹

1. Introduction

This note examines the role of pseudorandomness in Central Force Optimization. CFO is a deterministic Nature-inspired search and optimization metaheuristic for an evolutionary algorithm (EA) based on gravitational kinematics [1-10]. CFO analogizes Newton's mathematically precise laws of motion and gravity, so that its underlying equations are equally precise. The algorithm locates the global maxima of an *objective function* defined on a *decision space* Ω with unknown topology ("landscape"). CFO searches Ω by "flying" a group of "probes" whose trajectories are computed from two deterministic *equations of motion* at a series of discrete "time" steps (iterations). Details of the CFO metaheuristic are in Appendix 1.

CFO is fundamentally different from Nature-inspired EAs whose underlying equations are inherently stochastic. Particle Swarm Optimization (PSO) and Ant Colony Optimization (ACO) are examples. Their equations are formulated in terms of random variables, and removing randomness causes these algorithms to fail completely. By contrast, CFO's equations are inherently deterministic. Every CFO run with the same setup returns precisely the same values step-by-step throughout the entire run. Nevertheless, effective implementations substantially benefit from a "pseudorandom" component that enters the algorithm indirectly, not through its basic equations. Although pseudorandomness is not required in CFO, numerical experiments show that it is an important feature in effective implementations.

A *pseudorandom* variable is defined here as one whose value is precisely known but arbitrarily assigned. The value can be specified in advance (for example, an arbitrary sequence of numbers) or it can be calculated in a prescribed manner. The variable's "randomness" derives from the fact that its value is arbitrary and uncorrelated with Ω 's topology, not that it is uncertain in the sense of a true random variable. A *random* variable's value is calculated from a probability distribution with successive calculations yielding different values that cannot be known in advance. This type of randomness is fundamentally different from CFO's pseudorandomness. Even when CFO includes pseudorandomness, it remains deterministic, always yielding the same result for runs with the same setup. Once a pseudorandom variable is specified, either explicitly or by calculation, its value is known with absolute precision, so that CFO's trajectory calculations are deterministic even in the presence of pseudorandomness. There are many ways pseudorandomness can be added to CFO; three simple methods are described here.

2. CFO Implementation

This note discusses a CFO implementation with pseudorandomness injected in the following ways: (1) the initial probe distribution; (2) the "repositioning factor;" and (3) changing the decision space boundaries. The algorithm is referred to as "CFO-PR." Every CFO run starts with a user-specified initial probe distribution (total number and locations in Ω at the beginning of the run, step 0). An arbitrary, variable initial probe distribution is a convenient way to inject pseudorandomness, the effect of which is to provide better sampling of Ω 's

topology than a static distribution. Each initial probe distribution in a set of distributions provides different information about Ω 's landscape. As the results below show, certain ones perform much better than others.

The second method of injecting pseudorandomness is the use of a step-by-step variable repositioning factor $\Delta F_{rep} \leq F_{rep} \leq 1$ where ΔF_{rep} is the step increment. "Repositioning" refers to the process of retrieving a probe that has flown outside the decision space (discussed in detail in Appendix 1). A variable F_{rep} has the effect of pseudorandomly distributing probes throughout Ω , which provides better sampling of the decision space landscape as a run progresses.

```

For  $N_p/N_d = 2$  to 8 by 2 :
For  $\mathcal{Y} = \mathcal{Y}_{start}$  to  $\mathcal{Y}_{stop}$  by  $\Delta\mathcal{Y}$ :
(a.1) Compute initial probe distribution.
(a.2) Compute initial fitness matrix.
(a.3) Assign initial probe accelerations.
(a.4) Set initial  $F_{rep}$  .
For  $j = 0$  to  $N_t$  (or earlier termination criterion):
(b) Compute probe position vectors,
 $\vec{R}_j^p, 1 \leq p \leq N_p$  [eq.(2)].
(c) Retrieve errant probes ( $1 \leq p \leq N_p$ ):
If  $\vec{R}_j^p \cdot \hat{e}_i < x_i^{\min} \therefore$ 
 $\vec{R}_j^p \cdot \hat{e}_i = x_i^{\min} + F_{rep} (\vec{R}_{j-1}^p \cdot \hat{e}_i - x_i^{\min})$ 
If  $\vec{R}_j^p \cdot \hat{e}_i > x_i^{\max} \therefore$ 
 $\vec{R}_j^p \cdot \hat{e}_i = x_i^{\max} - F_{rep} (x_i^{\max} - \vec{R}_{j-1}^p \cdot \hat{e}_i)$ 
(d) Compute fitness matrix for current probe
distribution.
(e) Compute accelerations using current probe
distribution and fitnesses [eq. (1)].
(f) Increment  $F_{rep}$  by  $\Delta F_{rep}$  :
If  $F_{rep} > 1 \therefore F_{rep} = \Delta F_{rep}$  .
(g) If  $j \text{ MOD } 20 = 0 \therefore$ 
Shrink  $\Omega$  around  $\vec{R}_{best}$  .
Next  $j$ 
Next  $\mathcal{Y}$ 
Next  $N_p/N_d$ 

```

Fig. 1. CFO-PR Pseudocode with Variable Initial Probes and F_{rep} and DS Adaptation

The third way pseudorandomness is injected is by shrinking the decision space around the best probe's location. This process coupled with variable F_{rep} redistributes probes in the smaller Ω in an arbitrary but precise, hence pseudorandom, manner. The effect is to speed CFO's convergence, but at the risk of premature convergence [on an empirical basis, this issue does not appear to be significant using the procedures described below].

Pseudocode for CFO-PR appears in Fig. 1 and source code in Appendix 3. The inner time step loop ("j" loop) is common to all CFO implementations, but the two outer loops inject initial probe pseudorandomness. The γ loop controls where initial probes are deployed, and the N_p/N_d loop determines their number. These two parameters define the initial probe distribution, and the two loops together create a variable, pseudorandom distribution (see Appendix 1 for notation and equations). The variable F_{rep} procedure appears in step (f) of the pseudocode. And the pseudorandom decision space adaptation is in step (g). Ω 's boundaries shrink around the then best probe position vector every 20th step as discussed in detail below. A two-dimensional example is used to illustrate these techniques because it provides a concrete visualization of the different methods. In the actual CFO-PR implementation, of course, these techniques are generalized to the N_d -dimensional case as shown in the pseudocode and source code.

Initial Probes: The manner in which initial probes are deployed using γ is shown schematically in Fig. 2, which provides a 2-dimensional (2D) schematic representation of a variable initial probe distribution comprising an orthogonal array of N_p/N_d probes per axis deployed uniformly on "probe lines" parallel to the coordinate axes that intersect at a point along Ω 's principal diagonal. N_d is Ω 's dimensionality (here $N_d = 2$), and $x_i^{\min} \leq x_i \leq x_i^{\max}$, $1 \leq i \leq N_d$ define Ω 's domain.

For illustrative purposes, Fig. 2 shows nine probes on each probe line. The lines, which are parallel to the x_1 and x_2 axes, intersect at a point on Ω 's principal diagonal marked by position vector $\vec{D} = \vec{X}_{\min} + \gamma(\vec{X}_{\max} - \vec{X}_{\min})$, where $\vec{X}_{\min} = \sum_{i=1}^{N_d} x_i^{\min} \hat{e}_i$ and $\vec{X}_{\max} = \sum_{i=1}^{N_d} x_i^{\max} \hat{e}_i$ are the diagonal's endpoint vectors. Parameter $0 \leq \gamma \leq 1$ specifies where along the diagonal the orthogonal probe array is placed by locating the probe lines' intersection point.

While Fig. 2 shows an equal number of probes on each line, a different number of probes per axis can be used instead. For example, if equal probe spacing were desired in a decision space with unequal boundaries, or if overlapping probes were to be excluded in a symmetrical space, then unequal numbers would be used. Unequal numbers also might be appropriate if *a priori* knowledge of Ω 's landscape, however obtained, suggests denser sampling in one area. The initial probe distribution in Fig. 2 with variable N_p/N_d was used for the CFO-PR runs reported here, but any number of other variable initial probe distributions could be used instead. The key idea is that the initial probe distribution must

be pseudorandom, that is, arbitrary and therefore uncorrelated with the decision space landscape.

Repositioning Factor: A variable value for F_{rep} also adds pseudorandomness. F_{rep} starts at some arbitrary initial value that is incremented at each iteration by an arbitrary amount ΔF_{rep} so that $\Delta F_{rep} \leq F_{rep} \leq 1$. This errant probe retrieval scheme is an example of an arbitrary sequence of calculated numbers deterministically assigned to a CFO parameter. CFO's ability to search the decision space depends on where errant probes are reinserted in Ω , and this process is pseudorandom in nature because F_{rep} is deterministic but arbitrary and uncorrelated with Ω 's topology. By placing errant probes pseudorandomly throughout the decision space, more information is developed about its topology as the run progresses. The scheme used here was empirically determined, and appears to work well across a wide range of objective functions. But, of course, there are many other procedures for setting F_{rep} 's value, some no doubt better than others.

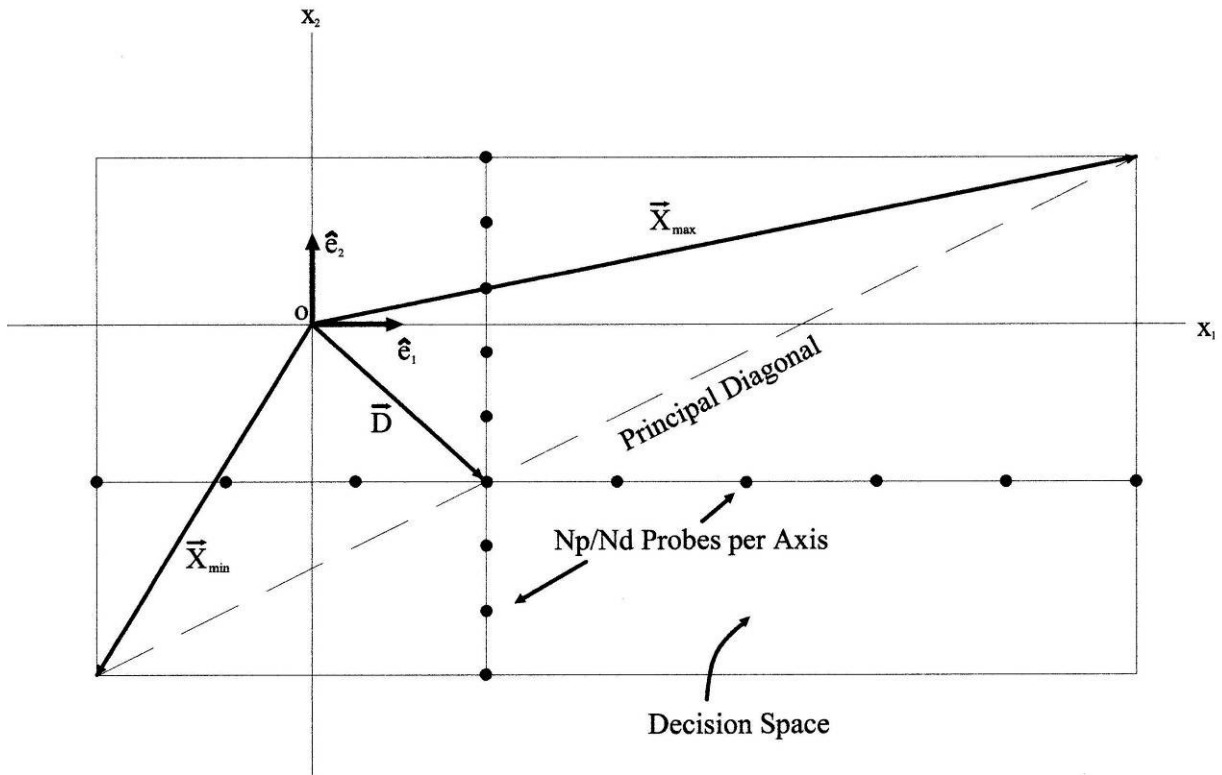


Fig. 2. Variable 2-D Initial Probe Distribution used for CFO Runs Reported Here

Decision Space Adaptation: CFO-PR also includes adaptive reconfiguration of the decision space in order to improve convergence speed. This feature also is pseudorandom in nature because the way Ω 's boundaries are changed is arbitrary and uncorrelated with the landscape. Fig. 3 illustrates in 2D how Ω 's size is adaptively reduced in this case every 20th step around the probe's location with the then best fitness throughout the run up to the current iteration, \bar{R}_{best} . Ω 's boundary coordinates are reduced by one-half the distance from

the best probe's position to the each boundary on a coordinate-by-coordinate basis, that is, $x_i^{\prime \min} = x_i^{\min} + \frac{\bar{R}_{best} \cdot \hat{e}_i - x_i^{\min}}{2}$ and $x_i^{\prime \max} = x_i^{\max} - \frac{x_i^{\max} - \bar{R}_{best} \cdot \hat{e}_i}{2}$, where the primed coordinate is the new decision space boundary, and the dot denotes vector inner product. For clarity, Fig. 3 shows \bar{R}_{best} as fixed, whereas generally it varies throughout a run. Changing Ω 's boundary every twenty steps instead of some other interval was chosen arbitrarily (another, probably better approach, might be a reactive adaptation based on performance measures such as convergence speed or fitness saturation).

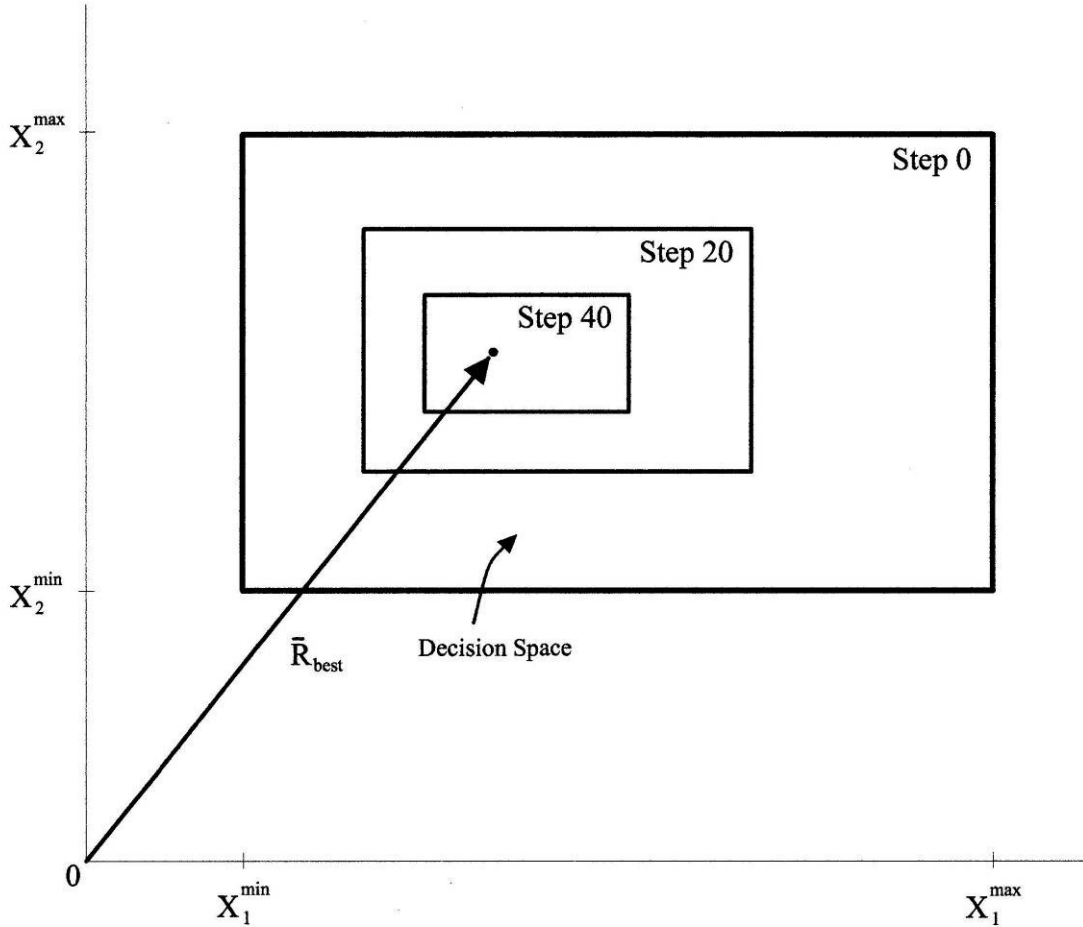


Fig. 3. Schematic 2-D Decision Space Adaptation (with constant \bar{R}_{best})

3. A Sample Problem

The effectiveness of injecting pseudorandomness into CFO-PR will be illustrated with the 2D Goldstein-Price function (“GP”) plotted in Fig. 4. GP is defined as

$$f(x_1, x_2) = -[1 + (x_1 + x_2 + 1)^2 \cdot (19 - 14x_1 + 3x_1^2 - 14x_2 + 6x_1x_2 + 3x_2^2)] \\ \times [30 + (2x_1 - 3x_2)^2 \cdot (18 - 32x_1 + 12x_1^2 + 48x_2 - 36x_1x_2 + 27x_2^2)]$$

where Ω : $-100 \leq x_1, x_2 \leq 100$ [note that in most published reports Ω is much smaller, viz., $-2 \leq x_1, x_2 \leq 2$]. GP's global maximum is -3 at $(0, -1)$. This function is multimodal with few local maxima, and it varies over nearly nineteen orders of magnitude as shown in Fig. 4.

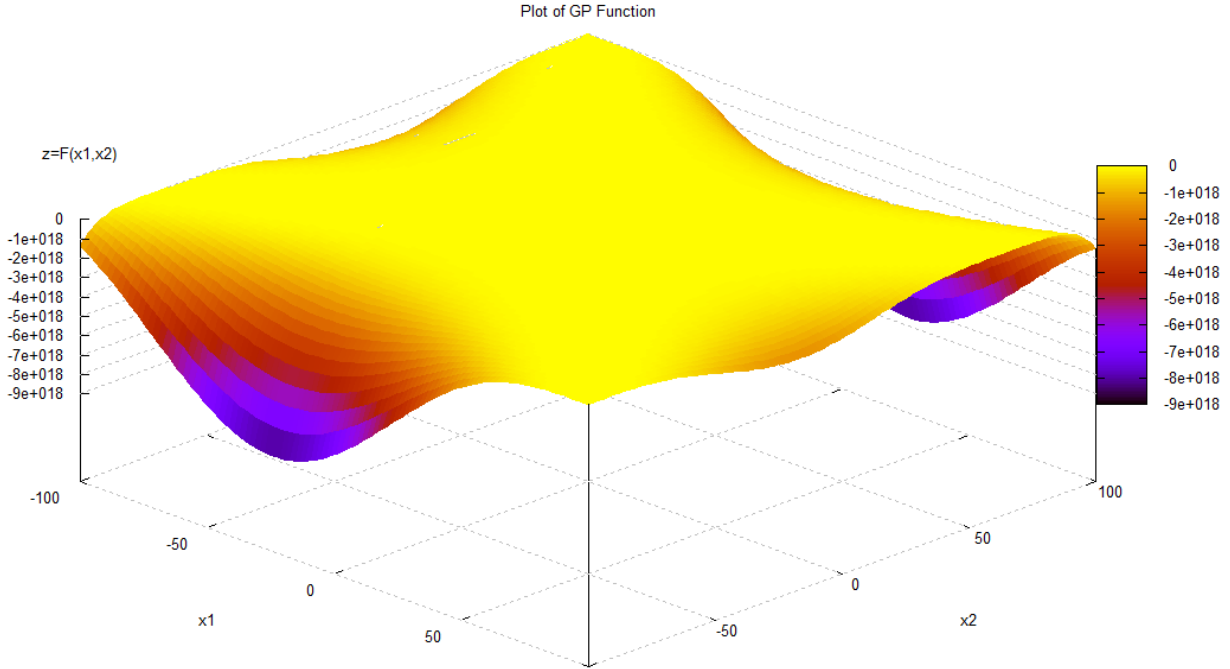


Fig. 4. Goldstein-Price Function

The following parameter values were used for all runs reported in this note: $\alpha = 2$, $\beta = 2$, $G = 2$, $\Delta t = 1$, initial acceleration of zero, initial $F_{rep} = 0.5$, $\Delta F_{rep} = 0.05$, $\gamma_{start} = 0$, $\gamma_{stop} = 1$ with $\Delta\gamma = 0.1$ (eleven runs). For GP, $N_p/N_d = 4$ to 14 by 2, with different ranges of this parameter for the other test functions as described below. In all cases, a run was terminated early if the average best fitness over 50 steps (including the current step) and the current best fitness differed by less than 10^{-6} . The pseudorandom initial probes distributions computed using the procedure illustrated in Fig. 2 are plotted in Fig. 5.

Table 1 shows a summary of the results for the GP function. A total of sixty-six optimization runs were made in six groups of eleven runs each [data for “Run #0” are starting values]. The column headings are for the most part self-explanatory. Each run began with $N_t = 500$, but, as the #Steps column shows, in no case were 500 iterations used because every run terminated early. N_{eval} is the number of function evaluations performed for the shortened run, and the total number of evaluations over all runs appears at the bottom of this column. The F_{rep} column lists F_{rep} 's value at the end of the run, and the

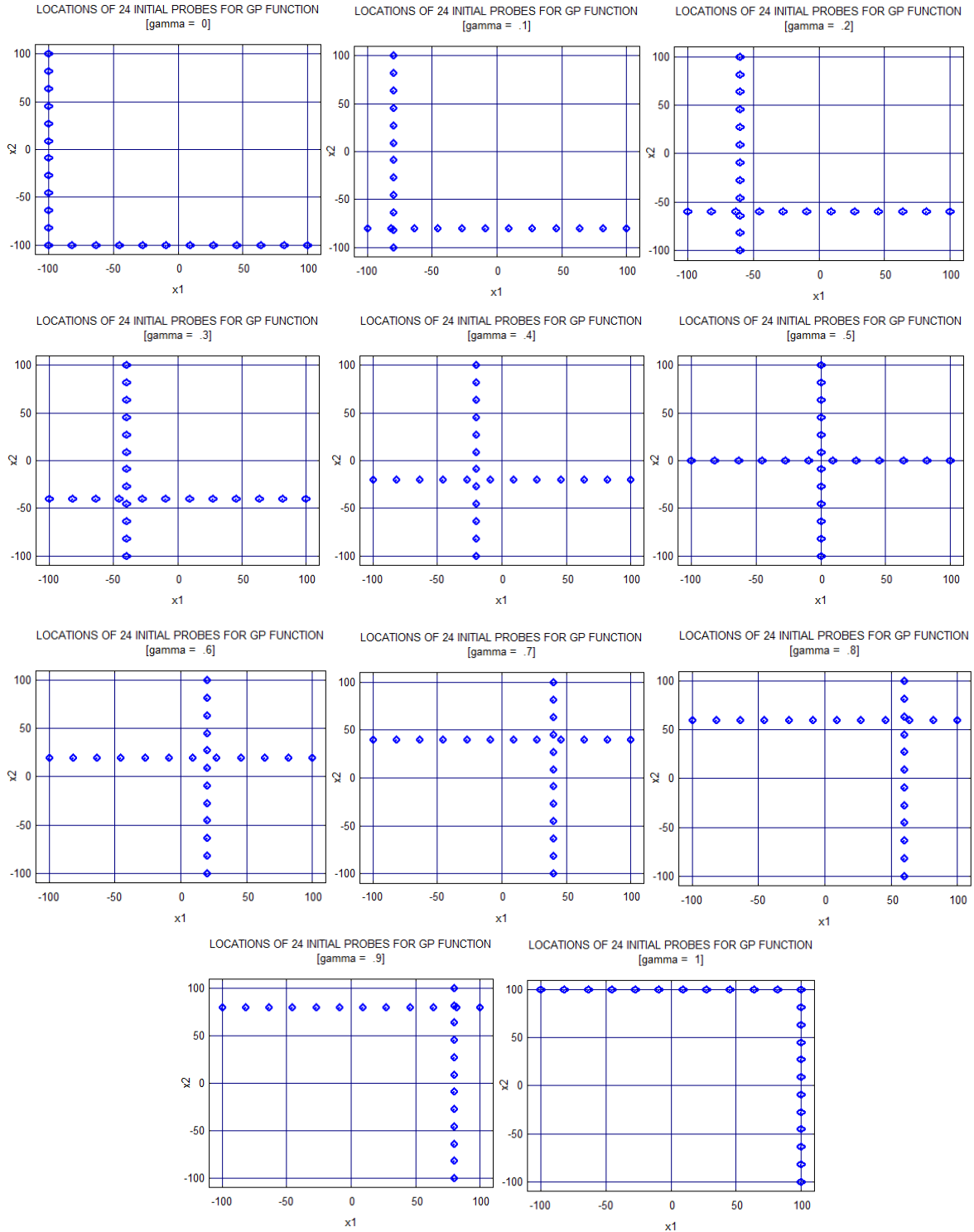


Fig. 5. GP Best Run Initial Probe Distributions

Table 1. Summary Results for GP Function using Pseudorandom CFO.

Run ID: 12-26-2009, 14:02:08													
FUNCTION: GP													
Run #	Gamma	Nt	Nd	Np	G	DelT	Alpha	Beta	#Steps	Neval	Frep	Fitness	Initial Probes
0	0.000	500	2	8	2.0	1.0	2.00	2.00	0	0	0.50000V	-9999.00000000	UNIFORM I-AXIS
1	0.000	500	2	8	2.0	1.0	2.00	2.00	78	632	0.60000V	-5.48169471	UNIFORM I-AXIS
2	0.100	500	2	8	2.0	1.0	2.00	2.00	134	1080	0.55000V	-84.78003234	UNIFORM I-AXIS
3	0.200	500	2	8	2.0	1.0	2.00	2.00	191	1536	0.55000V	-3.19822531	UNIFORM I-AXIS
4	0.300	500	2	8	2.0	1.0	2.00	2.00	79	640	0.65000V	-8.62285433	UNIFORM I-AXIS
5	0.400	500	2	8	2.0	1.0	2.00	2.00	403	3232	0.70000V	-84.47139703	UNIFORM I-AXIS
6	0.500	500	2	8	2.0	1.0	2.00	2.00	261	2096	0.25000V	-10.56054743	UNIFORM I-AXIS
7	0.600	500	2	8	2.0	1.0	2.00	2.00	135	1088	0.60000V	-4.98190912	UNIFORM I-AXIS
8	0.700	500	2	8	2.0	1.0	2.00	2.00	229	1840	0.55000V	-3.00130536	UNIFORM I-AXIS
9	0.800	500	2	8	2.0	1.0	2.00	2.00	133	1072	0.50000V	-89.42718008	UNIFORM I-AXIS
10	0.900	500	2	8	2.0	1.0	2.00	2.00	116	936	0.60000V	-8.57642421	UNIFORM I-AXIS
11	1.000	500	2	8	2.0	1.0	2.00	2.00	193	1552	0.65000V	-3.08573605	UNIFORM I-AXIS
12	0.000	500	2	12	2.0	1.0	2.00	2.00	78	948	0.60000V	-236.66437724	UNIFORM I-AXIS
13	0.100	500	2	12	2.0	1.0	2.00	2.00	263	3168	0.35000V	-3.00574349	UNIFORM I-AXIS
14	0.200	500	2	12	2.0	1.0	2.00	2.00	78	948	0.60000V	-57.61728445	UNIFORM I-AXIS
15	0.300	500	2	12	2.0	1.0	2.00	2.00	304	3660	0.50000V	-3.00017384	UNIFORM I-AXIS
16	0.400	500	2	12	2.0	1.0	2.00	2.00	154	1860	0.60000V	-3.55376552	UNIFORM I-AXIS
17	0.500	500	2	12	2.0	1.0	2.00	2.00	196	2364	0.80000V	-3.00014046	UNIFORM I-AXIS
18	0.600	500	2	12	2.0	1.0	2.00	2.00	154	1860	0.60000V	-6.35080630	UNIFORM I-AXIS
19	0.700	500	2	12	2.0	1.0	2.00	2.00	212	2556	0.65000V	-3.03478155	UNIFORM I-AXIS
20	0.800	500	2	12	2.0	1.0	2.00	2.00	78	948	0.60000V	-16.66444362	UNIFORM I-AXIS
21	0.900	500	2	12	2.0	1.0	2.00	2.00	99	1200	0.70000V	-6.52063755	UNIFORM I-AXIS
22	1.000	500	2	12	2.0	1.0	2.00	2.00	250	3012	0.65000V	-3.01375068	UNIFORM I-AXIS
23	0.000	500	2	16	2.0	1.0	2.00	2.00	78	1264	0.60000V	-22.18779159	UNIFORM I-AXIS
24	0.100	500	2	16	2.0	1.0	2.00	2.00	60	976	0.65000V	-16.89097168	UNIFORM I-AXIS
25	0.200	500	2	16	2.0	1.0	2.00	2.00	173	2784	0.60000V	-3.01613943	UNIFORM I-AXIS
26	0.300	500	2	16	2.0	1.0	2.00	2.00	79	1280	0.65000V	-76.69765275	UNIFORM I-AXIS
27	0.400	500	2	16	2.0	1.0	2.00	2.00	189	3040	0.45000V	-3.00972155	UNIFORM I-AXIS
28	0.500	500	2	16	2.0	1.0	2.00	2.00	191	3072	0.55000V	-6.65915188	UNIFORM I-AXIS
29	0.600	500	2	16	2.0	1.0	2.00	2.00	122	1968	0.90000V	-15.75050525	UNIFORM I-AXIS
30	0.700	500	2	16	2.0	1.0	2.00	2.00	60	976	0.65000V	-31.95935579	UNIFORM I-AXIS
31	0.800	500	2	16	2.0	1.0	2.00	2.00	95	1536	0.50000V	-49.88324658	UNIFORM I-AXIS
32	0.900	500	2	16	2.0	1.0	2.00	2.00	304	4880	0.50000V	-3.00045306	UNIFORM I-AXIS
33	1.000	500	2	16	2.0	1.0	2.00	2.00	318	5104	0.25000V	-3.00010350	UNIFORM I-AXIS
34	0.000	500	2	20	2.0	1.0	2.00	2.00	78	1580	0.60000V	-76.94725945	UNIFORM I-AXIS
35	0.100	500	2	20	2.0	1.0	2.00	2.00	116	2340	0.60000V	-3.12194540	UNIFORM I-AXIS
36	0.200	500	2	20	2.0	1.0	2.00	2.00	191	3840	0.55000V	-3.03175136	UNIFORM I-AXIS
37	0.300	500	2	20	2.0	1.0	2.00	2.00	78	1580	0.60000V	-182.65850920	UNIFORM I-AXIS
38	0.400	500	2	20	2.0	1.0	2.00	2.00	193	3880	0.65000V	-3.14860260	UNIFORM I-AXIS
39	0.500	500	2	20	2.0	1.0	2.00	2.00	98	1980	0.65000V	-3.62879802	UNIFORM I-AXIS
40	0.600	500	2	20	2.0	1.0	2.00	2.00	192	3860	0.60000V	-3.04067143	UNIFORM I-AXIS
41	0.700	500	2	20	2.0	1.0	2.00	2.00	139	2800	0.80000V	-3.54277590	UNIFORM I-AXIS
42	0.800	500	2	20	2.0	1.0	2.00	2.00	171	3440	0.50000V	-3.00072472	UNIFORM I-AXIS
43	0.900	500	2	20	2.0	1.0	2.00	2.00	101	2040	0.80000V	-4.37891524	UNIFORM I-AXIS
44	1.000	500	2	20	2.0	1.0	2.00	2.00	79	1600	0.65000V	-35.88632429	UNIFORM I-AXIS
45	0.000	500	2	24	2.0	1.0	2.00	2.00	226	5448	0.40000V	-3.00031923	UNIFORM I-AXIS
46	0.100	500	2	24	2.0	1.0	2.00	2.00	78	1896	0.60000V	-9.06529259	UNIFORM I-AXIS
47	0.200	500	2	24	2.0	1.0	2.00	2.00	209	5040	0.50000V	-3.03088087	UNIFORM I-AXIS
48	0.300	500	2	24	2.0	1.0	2.00	2.00	79	1920	0.65000V	-30.56252660	UNIFORM I-AXIS
49	0.400	500	2	24	2.0	1.0	2.00	2.00	306	7368	0.60000V	-3.00075380	UNIFORM I-AXIS
50	0.500	500	2	24	2.0	1.0	2.00	2.00	248	5976	0.55000V	-3.00968878	UNIFORM I-AXIS
51	0.600	500	2	24	2.0	1.0	2.00	2.00	97	2352	0.60000V	-3.34890591	UNIFORM I-AXIS
52	0.700	500	2	24	2.0	1.0	2.00	2.00	246	5928	0.45000V	-3.01530923	UNIFORM I-AXIS
53	0.800	500	2	24	2.0	1.0	2.00	2.00	78	1896	0.60000V	-31.34561763	UNIFORM I-AXIS
54	0.900	500	2	24	2.0	1.0	2.00	2.00	60	1464	0.65000V	-3.00000000	UNIFORM I-AXIS
55	1.000	500	2	24	2.0	1.0	2.00	2.00	101	2448	0.80000V	-15.41042957	UNIFORM I-AXIS
56	0.000	500	2	28	2.0	1.0	2.00	2.00	266	7476	0.50000V	-3.00178783	UNIFORM I-AXIS
57	0.100	500	2	28	2.0	1.0	2.00	2.00	257	7224	0.05000V	-3.02198109	UNIFORM I-AXIS
58	0.200	500	2	28	2.0	1.0	2.00	2.00	60	1708	0.65000V	-102.95525789	UNIFORM I-AXIS
59	0.300	500	2	28	2.0	1.0	2.00	2.00	154	4340	0.60000V	-3.40567728	UNIFORM I-AXIS
60	0.400	500	2	28	2.0	1.0	2.00	2.00	79	2240	0.65000V	-40.28712313	UNIFORM I-AXIS
61	0.500	500	2	28	2.0	1.0	2.00	2.00	210	5908	0.55000V	-3.00034670	UNIFORM I-AXIS
62	0.600	500	2	28	2.0	1.0	2.00	2.00	79	2240	0.65000V	-32.25789818	UNIFORM I-AXIS
63	0.700	500	2	28	2.0	1.0	2.00	2.00	60	1708	0.65000V	-36.68532659	UNIFORM I-AXIS
64	0.800	500	2	28	2.0	1.0	2.00	2.00	60	1708	0.65000V	-14.65270155	UNIFORM I-AXIS
65	0.900	500	2	28	2.0	1.0	2.00	2.00	78	2212	0.60000V	-31.47896038	UNIFORM I-AXIS
66	1.000	500	2	28	2.0	1.0	2.00	2.00	282	7924	0.35000V	-3.00151179	UNIFORM I-AXIS
Total Function Evaluations:										180472			
54	0.900	500	2	24	2.0	1.0	2.00	2.00	60	1464	0.65000V	-3.00000000	UNIFORM II-AXIS

“V” denotes that F_{rep} was variable as discussed above. *Fitness* tabulates the best fitness returned during the run. The *Initial Probes* column shows the type of initial probe distribution, in this case probes uniformly spaced along probe lines parallel to Ω 's axes (notated “I-AXIS”) as described above and shown in Fig. 5.

The best fitness ranged from a low of $-236.6643\dots$ in run 12 to the global maximum of -3 at $(0,-1)$ returned in run #54 (best results highlighted in blue). Parameters for run #54 were $N_p/N_d=12$, $N_p=24$, and $\gamma=0.9$. The total number of function evaluations over all runs was 180,472 while N_{eval} for the best run was 1,464 (60 iterations). Fig. 6 plots

the evolution of GP's best fitness, which in only two steps increases from $-2.992268247672 \times 10^{-12}$ to GP's actual global maximum of -3 . This seems to be quite remarkable in view of the initial probe distribution for $\gamma = 0.9$ (Fig. 5) in which all probes are far removed from the maximum's location at $(0, -1)$. As the data in Table 1 clearly show, some sets of parameters are much better than others. Without pseudorandom initial probes, one run would be made with, in this example, only 13.6% probability of locating the global maximum with a fractional accuracy of 0.03% (9 of 66 runs). This statistic highlights the importance of pseudorandomness in CFO.

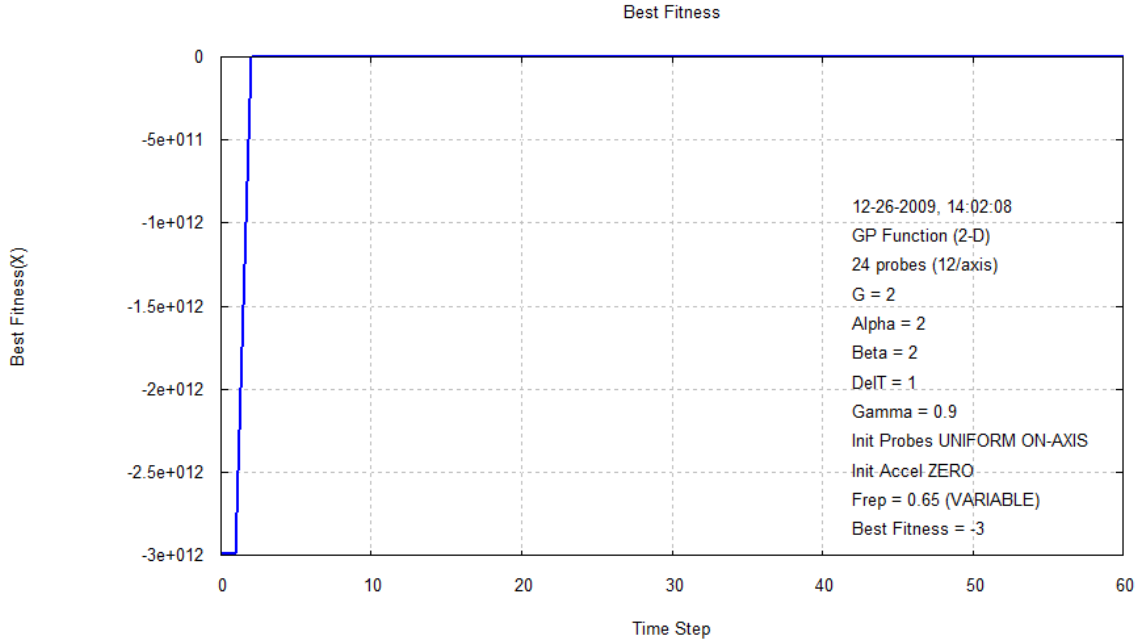


Fig. 6. Evolution of GP Function Best Fitness

Fig. 7 plots CFO's " D_{avg} curve" for GP. D_{avg} is the normalized average distance between the probe with the best fitness and all other probes at each time step, *viz.*,

$$D_{avg} = \frac{1}{L \cdot (N_p - 1)} \sum_{p=1}^{N_p} \sqrt{\sum_{i=1}^{N_d} (x_i^{p,j} - x_i^{p^*,j})^2}$$

where p^* is the number of the probe with the best

fitness, and $L = \sqrt{\sum_{i=1}^{N_d} (x_i^{\max} - x_i^{\min})^2}$ is the length of Ω 's principal diagonal (see Appendix 1 for

definitions). D_{avg} decreases monotonically through step 10 to 0.0496977, then increases very quickly to a peak of 0.4767301 at step 11, followed by another quasi-monotonic decrease through step 29 to 0.0274355. This cycle repeats through step 48 where D_{avg} is 0.0169657, followed by a jump to 0.1194779 at step 49. After a slight dip through step 53, D_{avg} flattens out around a value of 0.11... The quasi-oscillatory behavior in D_{avg} usually correlates with local trapping, which in this case happens to be at the global maximum. Oscillation in D_{avg} may be a similar phenomenon to oscillation seen in " ΔV " curves for gravitationally trapped Near Earth Objects (NEOs), strongly suggesting that NEO theory

may hold the key to analytical mitigation or elimination of local trapping at local maxima and possibly a proof of convergence for CFO [7-9].

Because CFO-PR converges so quickly on GP's global maximum, the number of the probe with the best fitness is constant after step #1 as seen in the best probe plot in Fig. 8. The best probe number (#14) is the same for steps 0 and 1, but it switches to probe #2 at step 2. Neither the number of the best probe nor the fitness change after step 2. Of course, for most functions the best probe number varies throughout a run, often quite erratically.

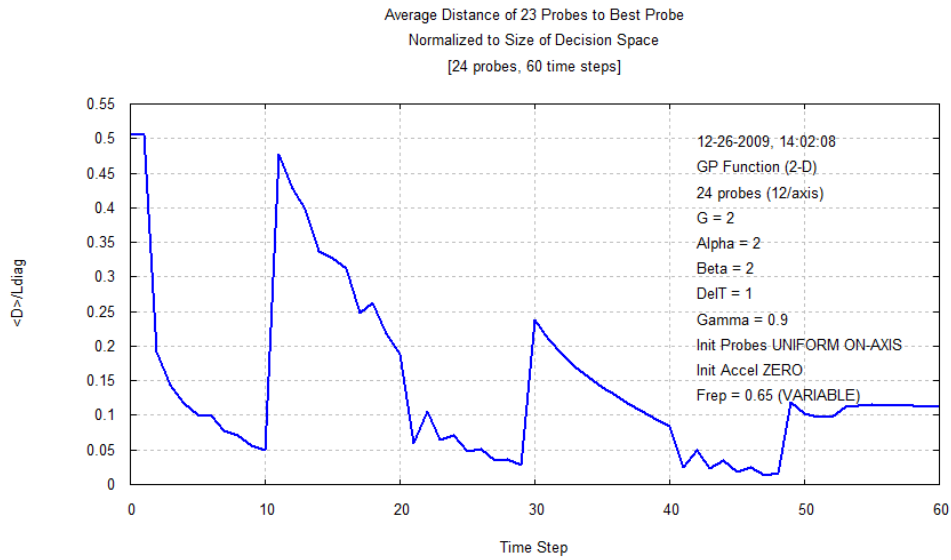


Fig. 7. Evolution of GP Function D_{avg}

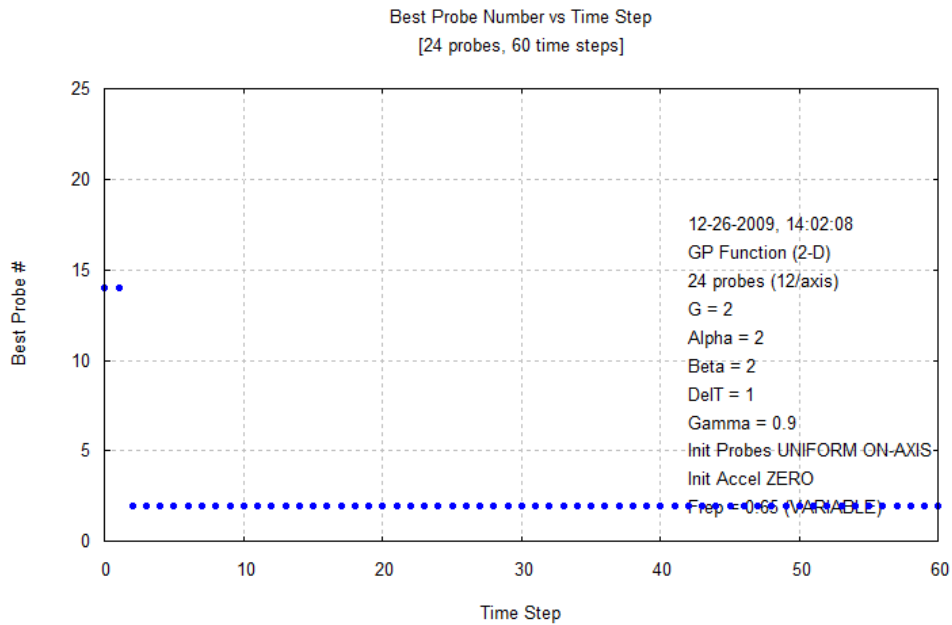


Fig. 8. GP Function Best Probe Number

Figs. 9 and 10, respectively, plot the probe trajectories for the probes with the best ten fitnesses ordered by fitness and for the first sixteen individual probes ordered by probe number [number of trajectories plotted chosen as a matter of convenience]. Both plots are very chaotic with no obvious sign of regularity in how probes gravitate to the global maximum. Nevertheless, there is some measure of regularity as reflected in the D_{avg} curve because its appearance is not nearly as chaotic as the trajectory plots. In fact, in many cases D_{avg} exhibits a mathematically precise oscillation even when the probe trajectories look like Figs. 9 and 10 (see in particular [7,9]).

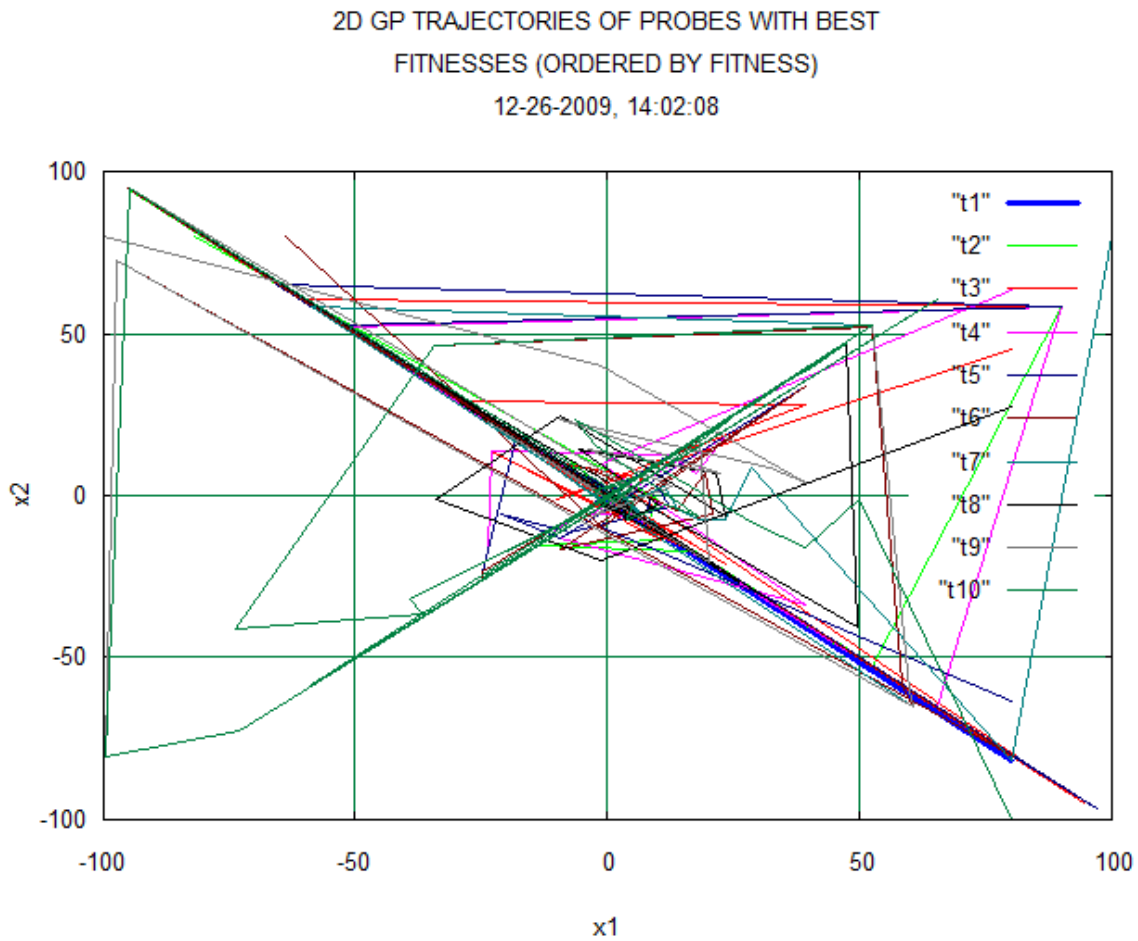


Fig. 9. GP Function Trajectories of Probes with Best Fitness

2D GP INDIVIDUAL PROBE TRAJECTORIES
(ORDERED BY PROBE #)
12-26-2009, 14:02:08

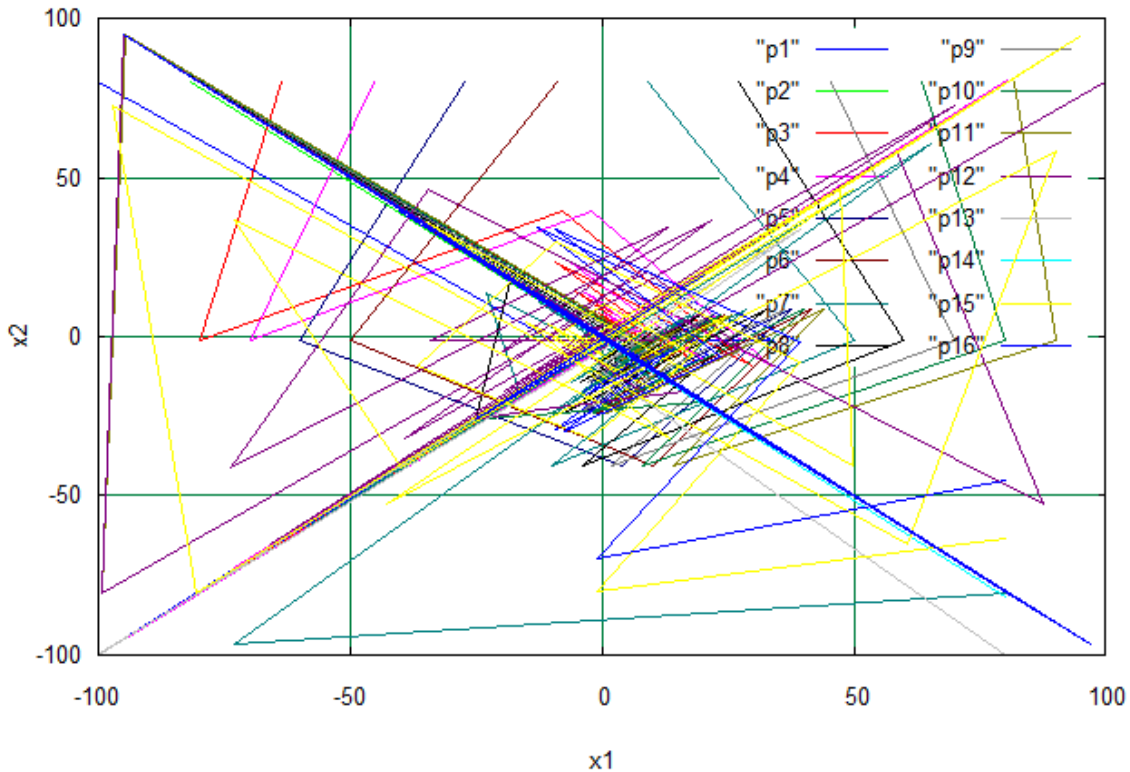


Fig. 10. GP Function Probe Trajectories by Probe Number

4. A Benchmark Suite

CFO-PR was tested against the twenty-three function benchmark suite in [11], and the results compared to the other algorithms’ reported in that paper. The benchmarks, their decision spaces, and the three other algorithms (“GSO,” “PSO,” “GA”) are discussed in detail in [11]. GSO (Group Search Optimizer) is a novel, highly refined Nature-inspired metaheuristic that mimics animal searching behavior based on a “producer-scrounger” model. PSO was implemented using “PSOt,” a MATLAB-based toolbox that includes standard and variant PSO algorithms. The genetic algorithm in [11] was implemented using the GAOT toolbox (genetic algorithm optimization toolbox). Recommended default parameter values were used for the PSOT and GA algorithms as described in [11].

Table 2 summarizes CFO-PR’s results using the same function numbering as [11] (more detailed data appear in Appendix 2). f_{\max} is the known global *maximum* (note that the negative of each benchmark in [11] is used because, unlike the other algorithms, CFO locates maxima, not minima). $\langle \cdot \rangle$ denotes average value. Because GSO, PSO and GA are inherently stochastic, evaluating their performance requires a statistical assessment. Statistical data for those algorithms in Table 2 are reproduced from [11]. CFO’s results, of

course, are repeatable over runs with the same parameters because it is deterministic; no statistical description is necessary.

The CFO-PR data correspond to the best fitness returned by the single best run in the set of runs with variable N_p/N_d and variable γ . For functions $f_{14} - f_{23}$ eleven runs were made with $0 \leq \gamma \leq 1$ in increments of 0.1 and $4 \leq N_p/N_d \leq 14$ by 2 (66 runs total). For $f_1 - f_{13}$ the same procedure was used, but with $2 \leq N_p/N_d \leq 6$ by 2 (33 runs total) in order to avoid excessive runtimes. Table 2 shows the γ value corresponding to the best fitness, γ_{best} , and the corresponding best value of N_p/N_d . N_{eval} is the number of function evaluations, and it is tabulated for the single best run and for the group of runs used to determine γ_{best} and the best number of probes per axis.

In the first group of high dimensionality unimodal functions, $f_1 - f_7$, CFO-PR returned the best fitness on five of the seven functions ($f_3 - f_7$). PSO performed best on the first two. In the second set of high dimensionality multimodal functions with many local maxima, $f_8 - f_{13}$, CFO-PR performed best on two (f_9, f_{10}) and essentially the same as the best other algorithm (GSO) on f_8 . In last group of ten multimodal functions with few local maxima, $f_{14} - f_{23}$, CFO-PR returned the best fitness on four ($f_{20} - f_{23}$), equal fitnesses on three (f_{14}, f_{17}, f_{18}), and very slightly lower fitnesses on the remaining three.

Even though it is in its infancy, CFO-PR performed very well against three other highly sophisticated algorithms. It returned the best, equal, essentially equal or very slightly lower fitnesses on eighteen of the twenty three test functions. It is reasonable to conclude that, overall, CFO-PR performed as well or better than GSO, which in turn performed better than PSO or GA.

5. Conclusion

This note suggests that pseudorandomness is an important, indeed perhaps essential, aspect of effective CFO implementations. A pseudorandom variable has an arbitrary but precisely known value that may be assigned or calculated. Its essential characteristic is that the value is uncorrelated with the decision space's topology, so that it has the effect of distributing probes pseudorandomly throughout the landscape.

While in a general sense this process may appear to be similar to the randomness in an inherently stochastic algorithm, it is in fact fundamentally different. The equations underlying stochastic algorithms are formulated in terms of true random variables whose values are computed from probability distributions and consequently unknowable until the calculation is made. Therefore successive calculations yield different values, and every optimization run has a different outcome.

By contrast, a pseudorandom variable in the context of CFO is known with absolute precision because of how its value is determined (assignment or deterministic calculation). This property allows CFO to compute probe trajectories precisely because it is inherently deterministic. Every CFO with the same setup, with or without a pseudorandom component, yields exactly the same results step-by-step throughout an entire run. Importantly, CFO's reproducibility lends itself well to "reactive" implementations in which run parameters are

“tuned” in response to performance metrics such as rate of convergence or fitness saturation, for example. Reactive stochastic algorithms, on the other hand, are not easily implemented.

Table 2. CFP-PR Comparative Results for 23 Benchmark Functions

(N_d = Function Dimension, f_{\max} = Known Global Maximum)

<i>Test Function*</i>	N_d	f_{\max}^*	<i><Best Fitness>/ Other Algorithm</i>	----- CFO -----				
				<i>Best Fitness</i>	γ_{best}	<i>Best N_p/N_d</i>	<i>N_{eval} Best Run</i>	<i>N_{eval} Total</i>
Unimodal Functions (other algorithms: average of 1000 runs)								
f_1	30	0	-3.6927x10⁻³⁷ / PSO	-4.8438x10 ⁻⁴	0.1	4	20,640	507,060
f_2	30	0	-2.9168x10⁻²⁴ / PSO	-4x10 ⁻⁸	0.5	2	5,040	716,400
f_3	30	0	-1.1979x10 ⁻³ / PSO	-6x10⁻⁸	0.5	2	10,260	1,534,260
f_4	30	0	-0.1078 / GSO	-4.2x10⁻⁷	0.5	2	5,160	332,340
f_5	30	0	-37.3582 / PSO	-1.09289x10⁻³	0.9	6	34,560	845,640
f_6	30	0	-1.6000x10 ⁻² / GSO	0	1.0	6	10,980	350,280
f_7	30	0	-9.9024x10 ⁻³ / PSO	-4.249x10⁻⁵	0.1	4	60,120	1,983,960
Multimodal Functions, Many Local Maxima (other algorithms: avg 1000 runs)								
f_8	30	12,569.5	12,569.4882 / GSO	12,569.4866	0.5	4	12,720	448,800
f_9	30	0	-0.6509 / GA	-2.05x10⁻⁶	0.7	4	16,440	680,640
f_{10}	30	0	-2.6548x10 ⁻⁵ / GSO	-1.5x10⁻⁷	0.5	2	5,100	904,980
f_{11}	30	0	-3.0792x10⁻² / GSO	-9.97293x10 ⁻²	0.1	6	42,660	489,060
f_{12}	30	0	-2.7648x10⁻¹¹ / GSO	-2.067x10 ⁻⁵	0.5	2	3,660	341,400
f_{13}	30	0	-4.6948x10⁻⁵ / GSO	-3.2853x10 ⁻³	0.6	6	16,920	679,620
Multimodal Functions, Few Local Maxima (other algorithms: avg 50 runs)								
f_{14}	2	-1	-0.9980 / GSO	-0.9980	0.2	12	5,952	141,076
f_{15}	4	-0.0003075	-3.7713x10⁻⁴ / GSO	-4.889x10 ⁻⁴	0	12	3,360	304,664
f_{16}	2	1.0316285	1.031628 / GSO	1.031626	0.4	12	6,288	124,340
f_{17}	2	-0.398	-0.3979 / GSO	-0.3979	0	8	1,872	108,340
f_{18}	2	-3	-3 / GSO	-3	0.9	12	1,464	180,472
f_{19}	3	3.86	3.8628 / GSO	3.8627	0.2	14	3,150	200,268
f_{20}	6	3.32	3.2697 / GSO	3.32173	0.3	12	18,072	730,212
f_{21}	4	10	7.5439 / PSO	10.1532	0.4	6	1,896	336,712
f_{22}	4	10	8.3553 / PSO	10.4029	0.8	6	2,208	386,176
f_{23}	4	10	8.9439 / PSO	10.5363	0.8	6	2,256	394,320

* Note: negative of the functions in [11] are computed by CFO because CFO searches for maxima instead of minima.

This note provides examples of how pseudorandomness can improve CFO's performance. Three different approaches are used (initial probe distribution, repositioning factor, and decision space adaptation), and each was discussed in detail. A sample CFO problem was presented in detail, and summary data included for two versions of the algorithm tested against a 23-function benchmark suite. CFO's performance is quite good compared to other highly developed, state-of-the-art algorithms.

Hopefully these results will encourage further work on improved methodologies for injecting pseudorandomness into CFO. Of course, any or all of CFO's run parameters can be pseudorandomized, not only the three considered here. But even with respect to those parameters, different approaches to how they are pseudorandomized may yield better results or faster runtimes. There are many fruitful areas of research on CFO, and it is the author's hope that this and the other CFO papers will provide the foundation and catalyst for that work.

2 January 2010
Brewster, Massachusetts

Ver. 2 (*typographical errors in Step (c) of Fig. 1 and discussion of Fig. 8 corrected; clarification of definition of \bar{R}_{best} ; error in Table 2 test function f_{12} corrected; f_{12} source code in Appendix 3, page 60 corrected*).

3 February 2010
Saint Augustine, Florida

¹Richard A. Formato, JD, PhD
Registered Patent Attorney & Consulting Engineer
P.O. Box 1714, Harwich, MA 02645 USA
rf2@ieee.org

© 2010 Richard A. Formato

Appendix 1. CFO Metaheuristic

CFO searches an N_d -dimensional decision space Ω for the global *maxima* of an *objective function* $f(x_1, x_2, \dots, x_{N_d})$ defined on $\Omega: x_i^{\min} \leq x_i \leq x_i^{\max}, 1 \leq i \leq N_d$. The x_i are the *decision variables*, and i the coordinate number. The term *fitness* refers to the value of $f(\bar{x})$ at point \bar{x} in Ω . There is no *a priori* information about the objective function's maxima, that is, $f(\bar{x})$'s topology or "landscape" is unknown.

CFO searches Ω by flying "probes" through the space at discrete "time" steps (iterations). Each probe's location is specified by its position vector computed from two *equations of motion* that analogize their real-world counterparts for material objects moving through physical space under the influence of gravity without energy dissipation.

Probe p 's position vector at step j is $\vec{R}_j^p = \sum_{k=1}^{N_d} x_k^{p,j} \hat{e}_k$, where the $x_k^{p,j}$ are its coordinates and \hat{e}_k the unit vector along the x_k -axis. The indices $p, 1 \leq p \leq N_p$, and $j, 0 \leq j \leq N_t$, respectively, are the probe number and iteration number, where N_p and N_t are the corresponding *total* number of probes and *total* number of time steps.

Equations of Motion. In metaphorical "CFO space" each of the N_p probes experiences an acceleration created by the "gravitational pull" of "masses" in Ω . Probe p 's acceleration at step $j-1$ is given by

$$\vec{a}_{j-1}^p = G \sum_{\substack{k=1 \\ k \neq p}}^{N_p} U(M_{j-1}^k - M_{j-1}^p) \cdot (M_{j-1}^k - M_{j-1}^p)^\alpha \times \frac{(\vec{R}_{j-1}^k - \vec{R}_{j-1}^p)}{\|\vec{R}_{j-1}^k - \vec{R}_{j-1}^p\|^\beta}, \quad (1)$$

which is the first of CFO's two equations of motion. In equation (1), $M_{j-1}^p = f(x_1^{p,j-1}, x_2^{p,j-1}, \dots, x_{N_d}^{p,j-1})$ is the objective function's fitness at probe p 's location at time step $j-1$. Each of the other probes at that step (iteration) has associated with it fitness $M_{j-1}^k, k = 1, \dots, p-1, p+1, \dots, N_p$. G is CFO's *gravitational constant*, and $U(\cdot)$ is the Unit Step function, $U(z) = \begin{cases} 1, & z \geq 0 \\ 0, & \text{otherwise} \end{cases}$.

The acceleration \vec{a}_{j-1}^p causes probe p to move from position \vec{R}_{j-1}^p at step $j-1$ to \vec{R}_j^p at step j according to the trajectory equation

$$\vec{R}_j^p = \vec{R}_{j-1}^p + \frac{1}{2} \vec{a}_{j-1}^p \Delta t^2, \quad j \geq 1, \quad (2)$$

which is CFO's second equation of motion.

The CFO equations of motion, (1) and (2), combine to compute a new probe distribution at each time step using "masses" discovered by the probe distribution at the previous step. Δt is the "time" interval between steps during which the acceleration is

constant. Note that CFO’s terminology has no significance beyond being a reflection of CFO’s kinematic roots, as is the factor $\frac{1}{2}$ in eq. (2). The gravitational constant, G , and time increment, Δt , have direct analogues in Newton’s equations of motion for real masses moving under real gravity through three-dimensional physical space. The CFO exponents α and β , by contrast, have no analogues in Nature. They provide added flexibility to the algorithm designer who, in metaphorical “CFO space,” is free to change how “gravity” varies with distance, or mass, or both, if doing so creates a more effective algorithm.

“Mass.” The concept of “mass” in CFO space is very important and quite different than it is in real space. Mass in the physical Universe is an inherent, immutable property of matter, whereas in CFO space it is a positive-definite *user-defined function* of the objective function’s fitness [not (necessarily) the fitness itself]. For example, in equation (1) mass is defined as $MASS_{CFO} = U(M_{j-1}^k - M_{j-1}^p) \cdot (M_{j-1}^k - M_{j-1}^p)^\alpha$ [difference in fitness values raised to the α power multiplied by the Unit Step]. A different function can be used if it results in a better performing CFO algorithm. In this specific implementation the Unit Step is a critical element because it prevents negative mass. Without the Unit Step CFO mass could be negative depending on which fitness is greater. But mass in the real Universe always is positive, and as a consequence the force of gravity always attractive. By contrast, mass can be positive or negative in metaphorical CFO space, depending on how it is defined, and undesirable effects may result from the wrong definition. Negative mass creates a *repulsive* gravitational force that flies probes away from maxima instead of toward them, thus defeating the very purpose of the algorithm.

Errant Probes. At any iteration in a CFO run, it is possible that a probe’s acceleration computed from eq. (2) may be too great to keep it inside Ω . If any coordinate $x_i < x_i^{\min}$ or $x_i > x_i^{\max}$, the probe enters a region of *unfeasible* solutions that are not valid for the problem at hand. The question is what to do with an errant probe, and it arises in many algorithms. There are many approaches. While many schemes are possible, a simple, empirically determined one is used here. On a coordinate-by-coordinate basis, probes flying out of the decision space are placed a fraction $\Delta F_{rep} \leq F_{rep} \leq 1$ of the distance between the probe’s starting coordinate and the corresponding boundary coordinate. F_{rep} is the variable “repositioning factor” introduced in [2]. Its value, as well as those of all the CFO parameters, were determined empirically.

References

- [1] Formato, R. A., "Central Force Optimization: A New Metaheuristic with Applications in Applied Electromagnetics," *Prog. Electromagnetics Research*, **PIER 77**, pp. 425-491 (2007), online at <http://ceta.mit.edu/PIER/pier.php?volume=77>. (DOI:10.2528/PIER07082403)
- [2] Formato, R. A., "Central Force Optimization: A New Computational Framework for Multidimensional Search and Optimization," in **Nature Inspired Cooperative Strategies for Optimization (NICSO 2007)**, *Studies in Computational Intelligence 129* (N. Krasnogor, G. Nicosia, M. Pavone, and D. Pelta, Eds.), vol. 129, pp. 221-238, Springer-Verlag, Heidelberg (2008).
- [3] Formato, R. A., "Central Force Optimisation: a New Gradient-Like Metaheuristic for Multidimensional Search and Optimisation," *Int. J. Bio-Inspired Computation*, **1**, no. 4, pp. 217-238 (2009). (DOI: 10.1504/IJBIC.2009.024721).
- [4] Formato, R. A., "Central Force Optimization: A New Deterministic Gradient-Like Optimization Metaheuristic," *OPSEARCH, Jour. of the Operations Research Society of India*, **46**, no. 1, pp. 25-51 (2009). (DOI: 10.1007/s12597-009-0003-4).
- [5] Qubati, G. M., Formato, R. A., and Dib, N. I., "Antenna Benchmark Performance and Array Synthesis using Central Force Optimisation," *IET (U.K.) Microwaves, Antennas & Propagation* (in press). (DOI: 10.1049/iet-map.2009.0147).
- [6] Formato, R. A., "Improved CFO Algorithm for Antenna Optimization," *Prog. Electromagnetics Research* (in revision).
- [7] Formato, R. A., "Are Near Earth Objects the Key to Optimization Theory?," [arXiv:0912.1394v1](https://arxiv.org/abs/0912.1394v1) [astro-ph.EP], online at www.arXiv.org.
- [8] Formato, R. A., "Central Force Optimization and NEOs – First Cousins?," *Journal of Multiple-Valued Logic and Soft Computing* (in press).
- [9] Formato, R. A., "NEOs – A Physicomimetic Framework for Central Force Optimization?," *Applied Mathematics and Computation* (review).
- [10] Formato, R. A., "Central Force Optimization with Variable Initial Probes and Adaptive Decision Space," *Applied Mathematics and Computation* (review).
- [11] He, S., Wu, Q. H., Saunders, J. R., "Group Search Optimizer: An Optimization Algorithm Inspired by Animal Searching Behavior," *IEEE Trans. Evol. Computation*, vol. 13, no. 5, pp. 973-990, Oct. 2009.

Appendix 2. CFO Summary Data for the GSO Benchmark Suite [11]

Note: In the tables below, “ UNIFORM P-AXIS” means “l-AXIS” as discussed above.

F1

Run ID: 12-27-2009, 13:28:55

FUNCTION: F1

Run #	Gamma	Nt	Nd	Np	G	DeIT	Alpha	Beta	#Steps	Neval	Frep	Fitness	Initial Probes
0	0.000	500	30	60	2.0	1.0	2.00	2.00	0	0	0.50000V	-9999.00000000	UNIFORM P-AXIS
1	0.000	500	30	60	2.0	1.0	2.00	2.00	85	5160	0.95000V	-0.06315972	UNIFORM P-AXIS
2	0.100	500	30	60	2.0	1.0	2.00	2.00	232	13980	0.70000V	-135.67004943	UNIFORM P-AXIS
3	0.200	500	30	60	2.0	1.0	2.00	2.00	238	14340	0.05000V	-345.75281239	UNIFORM P-AXIS
4	0.300	500	30	60	2.0	1.0	2.00	2.00	162	9780	0.05000V	-85.84498630	UNIFORM P-AXIS
5	0.400	500	30	60	2.0	1.0	2.00	2.00	97	5880	0.60000V	-163.14259732	UNIFORM P-AXIS
6	0.500	500	30	60	2.0	1.0	2.00	2.00	115	6960	0.55000V	-0.02659219	UNIFORM P-AXIS
7	0.600	500	30	60	2.0	1.0	2.00	2.00	72	4380	0.30000V	-212.60250000	UNIFORM P-AXIS
8	0.700	500	30	60	2.0	1.0	2.00	2.00	222	13380	0.20000V	-559.30076908	UNIFORM P-AXIS
9	0.800	500	30	60	2.0	1.0	2.00	2.00	160	9660	0.90000V	-20.19453374	UNIFORM P-AXIS
10	0.900	500	30	60	2.0	1.0	2.00	2.00	197	11880	0.85000V	-2.43693893	UNIFORM P-AXIS
11	1.000	500	30	60	2.0	1.0	2.00	2.00	220	13260	0.10000V	-2.41967196	UNIFORM P-AXIS
12	0.000	500	30	120	2.0	1.0	2.00	2.00	110	13320	0.30000V	-1.23728667	UNIFORM P-AXIS
13	0.100	500	30	120	2.0	1.0	2.00	2.00	171	20640	0.50000V	-0.00048438	UNIFORM P-AXIS
14	0.200	500	30	120	2.0	1.0	2.00	2.00	128	15480	0.25000V	-0.00954054	UNIFORM P-AXIS
15	0.300	500	30	120	2.0	1.0	2.00	2.00	136	16440	0.65000V	-0.00386787	UNIFORM P-AXIS
16	0.400	500	30	120	2.0	1.0	2.00	2.00	98	11880	0.65000V	-0.03513774	UNIFORM P-AXIS
17	0.500	500	30	120	2.0	1.0	2.00	2.00	117	14160	0.65000V	-2.48228919	UNIFORM P-AXIS
18	0.600	500	30	120	2.0	1.0	2.00	2.00	98	11880	0.65000V	-0.03513774	UNIFORM P-AXIS
19	0.700	500	30	120	2.0	1.0	2.00	2.00	134	16200	0.55000V	-0.31826593	UNIFORM P-AXIS
20	0.800	500	30	120	2.0	1.0	2.00	2.00	126	15240	0.15000V	-0.00992779	UNIFORM P-AXIS
21	0.900	500	30	120	2.0	1.0	2.00	2.00	98	11880	0.65000V	-0.00915096	UNIFORM P-AXIS
22	1.000	500	30	120	2.0	1.0	2.00	2.00	110	13320	0.30000V	-1.23728667	UNIFORM P-AXIS
23	0.000	500	30	180	2.0	1.0	2.00	2.00	130	23580	0.35000V	-0.00413390	UNIFORM P-AXIS
24	0.100	500	30	180	2.0	1.0	2.00	2.00	150	27180	0.40000V	-2.11477561	UNIFORM P-AXIS
25	0.200	500	30	180	2.0	1.0	2.00	2.00	78	14220	0.60000V	-0.33188771	UNIFORM P-AXIS
26	0.300	500	30	180	2.0	1.0	2.00	2.00	78	14220	0.60000V	-2.12513165	UNIFORM P-AXIS
27	0.400	500	30	180	2.0	1.0	2.00	2.00	150	27180	0.40000V	-0.00219997	UNIFORM P-AXIS
28	0.500	500	30	180	2.0	1.0	2.00	2.00	136	24660	0.65000V	-0.06292008	UNIFORM P-AXIS
29	0.600	500	30	180	2.0	1.0	2.00	2.00	153	27720	0.55000V	-0.06039108	UNIFORM P-AXIS
30	0.700	500	30	180	2.0	1.0	2.00	2.00	78	14220	0.60000V	-2.12513165	UNIFORM P-AXIS
31	0.800	500	30	180	2.0	1.0	2.00	2.00	78	14220	0.60000V	-0.33188771	UNIFORM P-AXIS
32	0.900	500	30	180	2.0	1.0	2.00	2.00	150	27180	0.40000V	-2.11477561	UNIFORM P-AXIS
33	1.000	500	30	180	2.0	1.0	2.00	2.00	130	23580	0.35000V	-0.00413390	UNIFORM P-AXIS
Total Function Evaluations:										507060			
13	0.100	500	30	120	2.0	1.0	2.00	2.00	171	20640	0.50000V	-0.00048438	UNIFORM P-AXIS

F2

Run ID: 12-27-2009, 13:29:23

FUNCTION: F2

Run #	Gamma	Nt	Nd	Np	G	DeIT	Alpha	Beta	#Steps	Neval	Frep	Fitness	Initial Probes
0	0.000	500	30	60	2.0	1.0	2.00	2.00	0	0	0.50000V	-9999.00000000	UNIFORM P-AXIS
1	0.000	500	30	60	2.0	1.0	2.00	2.00	175	10560	0.70000V	-6.60617435	UNIFORM P-AXIS
2	0.100	500	30	60	2.0	1.0	2.00	2.00	370	22260	0.95000V	-3.81990738	UNIFORM P-AXIS
3	0.200	500	30	60	2.0	1.0	2.00	2.00	324	19500	0.55000V	-2.06811449	UNIFORM P-AXIS
4	0.300	500	30	60	2.0	1.0	2.00	2.00	190	11460	0.50000V	-2.09728545	UNIFORM P-AXIS
5	0.400	500	30	60	2.0	1.0	2.00	2.00	126	7620	0.15000V	-2.73598457	UNIFORM P-AXIS
6	0.500	500	30	60	2.0	1.0	2.00	2.00	83	5040	0.85000V	-0.00000004	UNIFORM P-AXIS
7	0.600	500	30	60	2.0	1.0	2.00	2.00	174	10500	0.65000V	-1.24666633	UNIFORM P-AXIS
8	0.700	500	30	60	2.0	1.0	2.00	2.00	157	9480	0.75000V	-0.70580201	UNIFORM P-AXIS
9	0.800	500	30	60	2.0	1.0	2.00	2.00	123	7440	0.95000V	-3.00749022	UNIFORM P-AXIS
10	0.900	500	30	60	2.0	1.0	2.00	2.00	461	27720	0.75000V	-3.47243586	UNIFORM P-AXIS
11	1.000	500	30	60	2.0	1.0	2.00	2.00	500	30060	0.80000V	-0.19552788	UNIFORM P-AXIS
12	0.000	500	30	120	2.0	1.0	2.00	2.00	173	20880	0.60000V	-0.50882324	UNIFORM P-AXIS
13	0.100	500	30	120	2.0	1.0	2.00	2.00	97	11760	0.60000V	-0.13817869	UNIFORM P-AXIS
14	0.200	500	30	120	2.0	1.0	2.00	2.00	80	9720	0.70000V	-0.42701634	UNIFORM P-AXIS
15	0.300	500	30	120	2.0	1.0	2.00	2.00	79	9600	0.65000V	-0.31587227	UNIFORM P-AXIS
16	0.400	500	30	120	2.0	1.0	2.00	2.00	118	14280	0.70000V	-0.18736453	UNIFORM P-AXIS
17	0.500	500	30	120	2.0	1.0	2.00	2.00	60	7320	0.65000V	-0.06929315	UNIFORM P-AXIS
18	0.600	500	30	120	2.0	1.0	2.00	2.00	353	42480	0.10000V	-0.06374008	UNIFORM P-AXIS
19	0.700	500	30	120	2.0	1.0	2.00	2.00	134	16200	0.55000V	-0.06659569	UNIFORM P-AXIS
20	0.800	500	30	120	2.0	1.0	2.00	2.00	380	45720	0.50000V	-0.11070981	UNIFORM P-AXIS
21	0.900	500	30	120	2.0	1.0	2.00	2.00	184	22200	0.20000V	-0.13620894	UNIFORM P-AXIS
22	1.000	500	30	120	2.0	1.0	2.00	2.00	98	11880	0.65000V	-0.09823314	UNIFORM P-AXIS
23	0.000	500	30	180	2.0	1.0	2.00	2.00	96	17460	0.55000V	-0.01628443	UNIFORM P-AXIS
24	0.100	500	30	180	2.0	1.0	2.00	2.00	499	90000	0.75000V	-0.00051367	UNIFORM P-AXIS
25	0.200	500	30	180	2.0	1.0	2.00	2.00	216	39060	0.85000V	-0.02264350	UNIFORM P-AXIS
26	0.300	500	30	180	2.0	1.0	2.00	2.00	81	14760	0.75000V	-0.08109305	UNIFORM P-AXIS
27	0.400	500	30	180	2.0	1.0	2.00	2.00	78	14220	0.60000V	-0.16869854	UNIFORM P-AXIS
28	0.500	500	30	180	2.0	1.0	2.00	2.00	60	10980	0.65000V	-0.03716355	UNIFORM P-AXIS
29	0.600	500	30	180	2.0	1.0	2.00	2.00	78	14220	0.60000V	-0.16869854	UNIFORM P-AXIS
30	0.700	500	30	180	2.0	1.0	2.00	2.00	81	14760	0.75000V	-0.08109305	UNIFORM P-AXIS
31	0.800	500	30	180	2.0	1.0	2.00	2.00	210	37980	0.55000V	-0.03264013	UNIFORM P-AXIS
32	0.900	500	30	180	2.0	1.0	2.00	2.00	398	71820	0.45000V	-0.00042562	UNIFORM P-AXIS
33	1.000	500	30	180	2.0	1.0	2.00	2.00	96	17460	0.55000V	-0.22930127	UNIFORM P-AXIS
Total Function Evaluations:										716400			
6	0.500	500	30	60	2.0	1.0	2.00	2.00	83	5040	0.85000V	-0.00000004	UNIFORM P-AXIS

F3

Run ID: 12-27-2009, 14:55:32

FUNCTION: F3

Run #	Gamma	Nt	Nd	Np	G	DeLT	Alpha	Beta	#Steps	Neval	Frep	Fitness	Initial Probes
0	0.000	500	30	60	2.0	1.0	2.00	2.00	0	0	0.50000V	-9999.00000000	UNIFORM P-AXIS
1	0.000	500	30	60	2.0	1.0	2.00	2.00	362	21780	0.55000V	-981.62841988	UNIFORM P-AXIS
2	0.100	500	30	60	2.0	1.0	2.00	2.00	383	23040	0.65000V	-91.16096360	UNIFORM P-AXIS
3	0.200	500	30	60	2.0	1.0	2.00	2.00	354	21300	0.15000V	-43.94966422	UNIFORM P-AXIS
4	0.300	500	30	60	2.0	1.0	2.00	2.00	358	21540	0.35000V	-88.81550993	UNIFORM P-AXIS
5	0.400	500	30	60	2.0	1.0	2.00	2.00	348	20940	0.80000V	-66.55740578	UNIFORM P-AXIS
6	0.500	500	30	60	2.0	1.0	2.00	2.00	170	10260	0.45000V	-0.00000006	UNIFORM P-AXIS
7	0.600	500	30	60	2.0	1.0	2.00	2.00	456	27420	0.50000V	-66.39589627	UNIFORM P-AXIS
8	0.700	500	30	60	2.0	1.0	2.00	2.00	331	19920	0.90000V	-86.26322188	UNIFORM P-AXIS
9	0.800	500	30	60	2.0	1.0	2.00	2.00	383	23040	0.65000V	-42.03391601	UNIFORM P-AXIS
10	0.900	500	30	60	2.0	1.0	2.00	2.00	333	20040	0.05000V	-75.23554855	UNIFORM P-AXIS
11	1.000	500	30	60	2.0	1.0	2.00	2.00	500	30060	0.80000V	-979.00439553	UNIFORM P-AXIS
12	0.000	500	30	120	2.0	1.0	2.00	2.00	388	46680	0.90000V	-74.16162186	UNIFORM P-AXIS
13	0.100	500	30	120	2.0	1.0	2.00	2.00	420	50520	0.60000V	-31.07754473	UNIFORM P-AXIS
14	0.200	500	30	120	2.0	1.0	2.00	2.00	363	43680	0.60000V	-44.64307545	UNIFORM P-AXIS
15	0.300	500	30	120	2.0	1.0	2.00	2.00	390	46920	0.05000V	-134.76969539	UNIFORM P-AXIS
16	0.400	500	30	120	2.0	1.0	2.00	2.00	407	48960	0.90000V	-47.09603099	UNIFORM P-AXIS
17	0.500	500	30	120	2.0	1.0	2.00	2.00	370	44520	0.95000V	-1.54893769	UNIFORM P-AXIS
18	0.600	500	30	120	2.0	1.0	2.00	2.00	446	53640	0.95000V	-36.81437550	UNIFORM P-AXIS
19	0.700	500	30	120	2.0	1.0	2.00	2.00	389	46800	0.95000V	-136.56793953	UNIFORM P-AXIS
20	0.800	500	30	120	2.0	1.0	2.00	2.00	380	45720	0.50000V	-43.06679509	UNIFORM P-AXIS
21	0.900	500	30	120	2.0	1.0	2.00	2.00	345	41520	0.65000V	-25.74778799	UNIFORM P-AXIS
22	1.000	500	30	120	2.0	1.0	2.00	2.00	417	50160	0.45000V	-76.55520086	UNIFORM P-AXIS
23	0.000	500	30	180	2.0	1.0	2.00	2.00	364	65700	0.65000V	-39.37989070	UNIFORM P-AXIS
24	0.100	500	30	180	2.0	1.0	2.00	2.00	419	75600	0.55000V	-10.05898847	UNIFORM P-AXIS
25	0.200	500	30	180	2.0	1.0	2.00	2.00	425	76680	0.85000V	-6.83905075	UNIFORM P-AXIS
26	0.300	500	30	180	2.0	1.0	2.00	2.00	364	65700	0.65000V	-92.48498686	UNIFORM P-AXIS
27	0.400	500	30	180	2.0	1.0	2.00	2.00	383	69120	0.65000V	-55.05339898	UNIFORM P-AXIS
28	0.500	500	30	180	2.0	1.0	2.00	2.00	403	72720	0.70000V	-0.22231755	UNIFORM P-AXIS
29	0.600	500	30	180	2.0	1.0	2.00	2.00	366	66060	0.75000V	-55.86579942	UNIFORM P-AXIS
30	0.700	500	30	180	2.0	1.0	2.00	2.00	402	72540	0.65000V	-101.88858589	UNIFORM P-AXIS
31	0.800	500	30	180	2.0	1.0	2.00	2.00	389	70200	0.95000V	-7.12140022	UNIFORM P-AXIS
32	0.900	500	30	180	2.0	1.0	2.00	2.00	397	71640	0.40000V	-9.52128172	UNIFORM P-AXIS
33	1.000	500	30	180	2.0	1.0	2.00	2.00	387	69840	0.85000V	-54.11204028	UNIFORM P-AXIS
Total Function Evaluations:										1534260			

6	0.500	500	30	60	2.0	1.0	2.00	2.00	170	10260	0.45000V	-0.00000006	UNIFORM P-AXIS
---	-------	-----	----	----	-----	-----	------	------	-----	-------	----------	-------------	----------------

F4

Run ID: 12-27-2009, 15:30:00

FUNCTION: F4

Run #	Gamma	Nt	Nd	Np	G	DeLT	Alpha	Beta	#Steps	Neval	Frep	Fitness	Initial Probes
0	0.000	500	30	60	2.0	1.0	2.00	2.00	0	0	0.50000V	-9999.00000000	UNIFORM P-AXIS
1	0.000	500	30	60	2.0	1.0	2.00	2.00	60	3660	0.65000V	-100.00000000	UNIFORM P-AXIS
2	0.100	500	30	60	2.0	1.0	2.00	2.00	71	4320	0.25000V	-78.34901257	UNIFORM P-AXIS
3	0.200	500	30	60	2.0	1.0	2.00	2.00	71	4320	0.25000V	-54.46679317	UNIFORM P-AXIS
4	0.300	500	30	60	2.0	1.0	2.00	2.00	100	6060	0.75000V	-37.42713572	UNIFORM P-AXIS
5	0.400	500	30	60	2.0	1.0	2.00	2.00	121	7320	0.85000V	-12.05143023	UNIFORM P-AXIS
6	0.500	500	30	60	2.0	1.0	2.00	2.00	85	5160	0.95000V	-0.00000042	UNIFORM P-AXIS
7	0.600	500	30	60	2.0	1.0	2.00	2.00	110	6660	0.30000V	-12.81211639	UNIFORM P-AXIS
8	0.700	500	30	60	2.0	1.0	2.00	2.00	155	9360	0.65000V	-29.63311265	UNIFORM P-AXIS
9	0.800	500	30	60	2.0	1.0	2.00	2.00	71	4320	0.25000V	-54.46679317	UNIFORM P-AXIS
10	0.900	500	30	60	2.0	1.0	2.00	2.00	71	4320	0.25000V	-77.68060588	UNIFORM P-AXIS
11	1.000	500	30	60	2.0	1.0	2.00	2.00	60	3660	0.65000V	-10.00000000	UNIFORM P-AXIS
12	0.000	500	30	120	2.0	1.0	2.00	2.00	60	7320	0.65000V	-100.00000000	UNIFORM P-AXIS
13	0.100	500	30	120	2.0	1.0	2.00	2.00	60	7320	0.65000V	-69.33580190	UNIFORM P-AXIS
14	0.200	500	30	120	2.0	1.0	2.00	2.00	60	7320	0.65000V	-27.05570292	UNIFORM P-AXIS
15	0.300	500	30	120	2.0	1.0	2.00	2.00	75	9120	0.45000V	-5.57949024	UNIFORM P-AXIS
16	0.400	500	30	120	2.0	1.0	2.00	2.00	60	7320	0.65000V	-7.97580490	UNIFORM P-AXIS
17	0.500	500	30	120	2.0	1.0	2.00	2.00	101	12240	0.80000V	-0.05938789	UNIFORM P-AXIS
18	0.600	500	30	120	2.0	1.0	2.00	2.00	60	7320	0.65000V	-7.97580490	UNIFORM P-AXIS
19	0.700	500	30	120	2.0	1.0	2.00	2.00	75	9120	0.45000V	-5.57949024	UNIFORM P-AXIS
20	0.800	500	30	120	2.0	1.0	2.00	2.00	60	7320	0.65000V	-27.05570292	UNIFORM P-AXIS
21	0.900	500	30	120	2.0	1.0	2.00	2.00	60	7320	0.65000V	-69.33580190	UNIFORM P-AXIS
22	1.000	500	30	120	2.0	1.0	2.00	2.00	60	7320	0.65000V	-4.10445402	UNIFORM P-AXIS
23	0.000	500	30	180	2.0	1.0	2.00	2.00	60	10980	0.65000V	-100.00000000	UNIFORM P-AXIS
24	0.100	500	30	180	2.0	1.0	2.00	2.00	60	10980	0.65000V	-53.09339766	UNIFORM P-AXIS
25	0.200	500	30	180	2.0	1.0	2.00	2.00	75	13680	0.45000V	-2.16245242	UNIFORM P-AXIS
26	0.300	500	30	180	2.0	1.0	2.00	2.00	98	17820	0.65000V	-0.02337879	UNIFORM P-AXIS
27	0.400	500	30	180	2.0	1.0	2.00	2.00	108	19620	0.20000V	-0.70650669	UNIFORM P-AXIS
28	0.500	500	30	180	2.0	1.0	2.00	2.00	77	14040	0.55000V	-0.12574949	UNIFORM P-AXIS
29	0.600	500	30	180	2.0	1.0	2.00	2.00	190	34380	0.50000V	-0.01553213	UNIFORM P-AXIS
30	0.700	500	30	180	2.0	1.0	2.00	2.00	98	17820	0.65000V	-0.02337879	UNIFORM P-AXIS
31	0.800	500	30	180	2.0	1.0	2.00	2.00	114	20700	0.50000V	-0.00451056	UNIFORM P-AXIS
32	0.900	500	30	180	2.0	1.0	2.00	2.00	60	10980	0.65000V	-53.09339766	UNIFORM P-AXIS
33	1.000	500	30	180	2.0	1.0	2.00	2.00	72	13140	0.30000V	-1.23280952	UNIFORM P-AXIS
Total Function Evaluations:										332340			

6	0.500	500	30	60	2.0	1.0	2.00	2.00	85	5160	0.95000V	-0.00000042	UNIFORM P-AXIS
---	-------	-----	----	----	-----	-----	------	------	----	------	----------	-------------	----------------

F5

Run ID: 12-27-2009, 16:32:40

FUNCTION: F5

Run #	Gamma	Nt	Nd	Np	G	DeLT	Alpha	Beta	#Steps	Neval	Frep	Fitness	Initial Probes
0	0.000	500	30	60	2.0	1.0	2.00	2.00	0	0	0.50000V	-9999.00000000	UNIFORM P-AXIS
1	0.000	500	30	60	2.0	1.0	2.00	2.00	98	5940	0.65000V	-3.70063828	UNIFORM P-AXIS
2	0.100	500	30	60	2.0	1.0	2.00	2.00	191	11520	0.55000V	-13.15019089	UNIFORM P-AXIS
3	0.200	500	30	60	2.0	1.0	2.00	2.00	359	21600	0.40000V	-0.02171873	UNIFORM P-AXIS
4	0.300	500	30	60	2.0	1.0	2.00	2.00	320	19260	0.35000V	-0.06060966	UNIFORM P-AXIS
5	0.400	500	30	60	2.0	1.0	2.00	2.00	347	20880	0.25000V	-0.99902885	UNIFORM P-AXIS
6	0.500	500	30	60	2.0	1.0	2.00	2.00	334	20100	0.10000V	-1.16157214	UNIFORM P-AXIS
7	0.600	500	30	60	2.0	1.0	2.00	2.00	97	5880	0.60000V	-19026.84403442	UNIFORM P-AXIS
8	0.700	500	30	60	2.0	1.0	2.00	2.00	79	4800	0.65000V	-495.91491702	UNIFORM P-AXIS
9	0.800	500	30	60	2.0	1.0	2.00	2.00	441	26520	0.70000V	-2.54248267	UNIFORM P-AXIS
10	0.900	500	30	60	2.0	1.0	2.00	2.00	399	24000	0.50000V	-0.58852057	UNIFORM P-AXIS
11	1.000	500	30	60	2.0	1.0	2.00	2.00	60	3660	0.65000V	-44159.15850962	UNIFORM P-AXIS
12	0.000	500	30	120	2.0	1.0	2.00	2.00	264	31800	0.40000V	-48.73428954	UNIFORM P-AXIS
13	0.100	500	30	120	2.0	1.0	2.00	2.00	96	11640	0.55000V	-4.72035934	UNIFORM P-AXIS
14	0.200	500	30	120	2.0	1.0	2.00	2.00	208	25080	0.45000V	-0.00163122	UNIFORM P-AXIS
15	0.300	500	30	120	2.0	1.0	2.00	2.00	99	12000	0.70000V	-1.16925621	UNIFORM P-AXIS
16	0.400	500	30	120	2.0	1.0	2.00	2.00	365	43920	0.70000V	-1.06926420	UNIFORM P-AXIS
17	0.500	500	30	120	2.0	1.0	2.00	2.00	79	9600	0.65000V	-4.80953659	UNIFORM P-AXIS
18	0.600	500	30	120	2.0	1.0	2.00	2.00	392	47160	0.15000V	-2.19512324	UNIFORM P-AXIS
19	0.700	500	30	120	2.0	1.0	2.00	2.00	343	41280	0.55000V	-0.02220271	UNIFORM P-AXIS
20	0.800	500	30	120	2.0	1.0	2.00	2.00	400	48120	0.55000V	-0.48415875	UNIFORM P-AXIS
21	0.900	500	30	120	2.0	1.0	2.00	2.00	192	23160	0.60000V	-0.33830043	UNIFORM P-AXIS
22	1.000	500	30	120	2.0	1.0	2.00	2.00	173	20880	0.60000V	-2586.52615560	UNIFORM P-AXIS
23	0.000	500	30	180	2.0	1.0	2.00	2.00	338	61020	0.30000V	-0.11427428	UNIFORM P-AXIS
24	0.100	500	30	180	2.0	1.0	2.00	2.00	78	14220	0.60000V	-0.86881815	UNIFORM P-AXIS
25	0.200	500	30	180	2.0	1.0	2.00	2.00	191	34560	0.55000V	-0.06891125	UNIFORM P-AXIS
26	0.300	500	30	180	2.0	1.0	2.00	2.00	79	14400	0.65000V	-1.47748671	UNIFORM P-AXIS
27	0.400	500	30	180	2.0	1.0	2.00	2.00	80	14580	0.70000V	-13.38325143	UNIFORM P-AXIS
28	0.500	500	30	180	2.0	1.0	2.00	2.00	98	17820	0.65000V	-2.14030613	UNIFORM P-AXIS
29	0.600	500	30	180	2.0	1.0	2.00	2.00	192	34740	0.60000V	-294.28499320	UNIFORM P-AXIS
30	0.700	500	30	180	2.0	1.0	2.00	2.00	349	63000	0.85000V	-0.53537670	UNIFORM P-AXIS
31	0.800	500	30	180	2.0	1.0	2.00	2.00	77	14040	0.55000V	-2.50318155	UNIFORM P-AXIS
32	0.900	500	30	180	2.0	1.0	2.00	2.00	191	34560	0.55000V	-0.00109289	UNIFORM P-AXIS
33	1.000	500	30	180	2.0	1.0	2.00	2.00	354	63900	0.15000V	-5.02357451	UNIFORM P-AXIS
Total Function Evaluations:										845640			
32	0.900	500	30	180	2.0	1.0	2.00	2.00	191	34560	0.55000V	-0.00109289	UNIFORM P-AXIS

F6

Run ID: 12-31-2009, 11:30:35

FUNCTION: F6

Run #	Gamma	Nt	Nd	Np	G	DeLT	Alpha	Beta	#Steps	Neval	Frep	Fitness	Initial Probes
0	0.000	500	30	60	2.0	1.0	2.00	2.00	0	0	0.50000V	-9999.00000000	UNIFORM P-AXIS
1	0.000	500	30	60	2.0	1.0	2.00	2.00	82	4980	0.80000V	0.00000000	UNIFORM P-AXIS
2	0.100	500	30	60	2.0	1.0	2.00	2.00	117	7080	0.65000V	-150.00000000	UNIFORM P-AXIS
3	0.200	500	30	60	2.0	1.0	2.00	2.00	119	7200	0.75000V	-324.00000000	UNIFORM P-AXIS
4	0.300	500	30	60	2.0	1.0	2.00	2.00	123	7440	0.95000V	-81.00000000	UNIFORM P-AXIS
5	0.400	500	30	60	2.0	1.0	2.00	2.00	109	6600	0.25000V	-150.00000000	UNIFORM P-AXIS
6	0.500	500	30	60	2.0	1.0	2.00	2.00	111	6720	0.35000V	-256.00000000	UNIFORM P-AXIS
7	0.600	500	30	60	2.0	1.0	2.00	2.00	137	8280	0.70000V	-169.00000000	UNIFORM P-AXIS
8	0.700	500	30	60	2.0	1.0	2.00	2.00	92	5580	0.35000V	-870.00000000	UNIFORM P-AXIS
9	0.800	500	30	60	2.0	1.0	2.00	2.00	92	5580	0.35000V	-390.00000000	UNIFORM P-AXIS
10	0.900	500	30	60	2.0	1.0	2.00	2.00	117	7080	0.65000V	-150.00000000	UNIFORM P-AXIS
11	1.000	500	30	60	2.0	1.0	2.00	2.00	117	7080	0.65000V	-480.00000000	UNIFORM P-AXIS
12	0.000	500	30	120	2.0	1.0	2.00	2.00	110	13320	0.30000V	-1.00000000	UNIFORM P-AXIS
13	0.100	500	30	120	2.0	1.0	2.00	2.00	130	15720	0.35000V	0.00000000	UNIFORM P-AXIS
14	0.200	500	30	120	2.0	1.0	2.00	2.00	116	14040	0.60000V	0.00000000	UNIFORM P-AXIS
15	0.300	500	30	120	2.0	1.0	2.00	2.00	78	9480	0.60000V	-1.00000000	UNIFORM P-AXIS
16	0.400	500	30	120	2.0	1.0	2.00	2.00	79	9600	0.65000V	0.00000000	UNIFORM P-AXIS
17	0.500	500	30	120	2.0	1.0	2.00	2.00	78	9480	0.60000V	0.00000000	UNIFORM P-AXIS
18	0.600	500	30	120	2.0	1.0	2.00	2.00	79	9600	0.65000V	0.00000000	UNIFORM P-AXIS
19	0.700	500	30	120	2.0	1.0	2.00	2.00	78	9480	0.60000V	0.00000000	UNIFORM P-AXIS
20	0.800	500	30	120	2.0	1.0	2.00	2.00	78	9480	0.60000V	-1.00000000	UNIFORM P-AXIS
21	0.900	500	30	120	2.0	1.0	2.00	2.00	79	9600	0.65000V	-1.00000000	UNIFORM P-AXIS
22	1.000	500	30	120	2.0	1.0	2.00	2.00	110	13320	0.30000V	-1.00000000	UNIFORM P-AXIS
23	0.000	500	30	180	2.0	1.0	2.00	2.00	60	10980	0.65000V	0.00000000	UNIFORM P-AXIS
24	0.100	500	30	180	2.0	1.0	2.00	2.00	78	14220	0.60000V	-4.00000000	UNIFORM P-AXIS
25	0.200	500	30	180	2.0	1.0	2.00	2.00	78	14220	0.60000V	0.00000000	UNIFORM P-AXIS
26	0.300	500	30	180	2.0	1.0	2.00	2.00	97	17640	0.60000V	-1.00000000	UNIFORM P-AXIS
27	0.400	500	30	180	2.0	1.0	2.00	2.00	78	14220	0.60000V	0.00000000	UNIFORM P-AXIS
28	0.500	500	30	180	2.0	1.0	2.00	2.00	78	14220	0.60000V	-1.00000000	UNIFORM P-AXIS
29	0.600	500	30	180	2.0	1.0	2.00	2.00	60	10980	0.65000V	0.00000000	UNIFORM P-AXIS
30	0.700	500	30	180	2.0	1.0	2.00	2.00	97	17640	0.60000V	-1.00000000	UNIFORM P-AXIS
31	0.800	500	30	180	2.0	1.0	2.00	2.00	78	14220	0.60000V	0.00000000	UNIFORM P-AXIS
32	0.900	500	30	180	2.0	1.0	2.00	2.00	78	14220	0.60000V	-4.00000000	UNIFORM P-AXIS
33	1.000	500	30	180	2.0	1.0	2.00	2.00	60	10980	0.65000V	0.00000000	UNIFORM P-AXIS
Total Function Evaluations:										350280			
33	1.000	500	30	180	2.0	1.0	2.00	2.00	60	10980	0.65000V	0.00000000	UNIFORM P-AXIS

F7

Run ID: 12-31-2009, 11:31:18

FUNCTION: F7

Run #	Gamma	Nt	Nd	Np	G	DeIT	Alpha	Beta	#Steps	Neval	Frep	Fitness	Initial Probes
0	0.000	500	30	60	2.0	1.0	2.00	2.00	0	0	0.50000V	-9999.00000000	UNIFORM P-AXIS
1	0.000	500	30	60	2.0	1.0	2.00	2.00	500	30060	0.80000V	-0.01097246	UNIFORM P-AXIS
2	0.100	500	30	60	2.0	1.0	2.00	2.00	500	30060	0.80000V	-0.00474254	UNIFORM P-AXIS
3	0.200	500	30	60	2.0	1.0	2.00	2.00	500	30060	0.80000V	-0.00105431	UNIFORM P-AXIS
4	0.300	500	30	60	2.0	1.0	2.00	2.00	500	30060	0.80000V	-0.00191198	UNIFORM P-AXIS
5	0.400	500	30	60	2.0	1.0	2.00	2.00	500	30060	0.80000V	-0.00207141	UNIFORM P-AXIS
6	0.500	500	30	60	2.0	1.0	2.00	2.00	500	30060	0.80000V	-0.00075131	UNIFORM P-AXIS
7	0.600	500	30	60	2.0	1.0	2.00	2.00	500	30060	0.80000V	-0.00308822	UNIFORM P-AXIS
8	0.700	500	30	60	2.0	1.0	2.00	2.00	500	30060	0.80000V	-0.00122170	UNIFORM P-AXIS
9	0.800	500	30	60	2.0	1.0	2.00	2.00	500	30060	0.80000V	-0.00161902	UNIFORM P-AXIS
10	0.900	500	30	60	2.0	1.0	2.00	2.00	500	30060	0.80000V	-0.00311318	UNIFORM P-AXIS
11	1.000	500	30	60	2.0	1.0	2.00	2.00	500	30060	0.80000V	-0.00373317	UNIFORM P-AXIS
12	0.000	500	30	120	2.0	1.0	2.00	2.00	500	60120	0.80000V	-0.00332989	UNIFORM P-AXIS
13	0.100	500	30	120	2.0	1.0	2.00	2.00	500	60120	0.80000V	-0.00004249	UNIFORM P-AXIS
14	0.200	500	30	120	2.0	1.0	2.00	2.00	500	60120	0.80000V	-0.00135109	UNIFORM P-AXIS
15	0.300	500	30	120	2.0	1.0	2.00	2.00	500	60120	0.80000V	-0.00196345	UNIFORM P-AXIS
16	0.400	500	30	120	2.0	1.0	2.00	2.00	500	60120	0.80000V	-0.00169604	UNIFORM P-AXIS
17	0.500	500	30	120	2.0	1.0	2.00	2.00	500	60120	0.80000V	-0.00094857	UNIFORM P-AXIS
18	0.600	500	30	120	2.0	1.0	2.00	2.00	500	60120	0.80000V	-0.00065703	UNIFORM P-AXIS
19	0.700	500	30	120	2.0	1.0	2.00	2.00	500	60120	0.80000V	-0.00084987	UNIFORM P-AXIS
20	0.800	500	30	120	2.0	1.0	2.00	2.00	500	60120	0.80000V	-0.00099223	UNIFORM P-AXIS
21	0.900	500	30	120	2.0	1.0	2.00	2.00	500	60120	0.80000V	-0.00033298	UNIFORM P-AXIS
22	1.000	500	30	120	2.0	1.0	2.00	2.00	500	60120	0.80000V	-0.00078422	UNIFORM P-AXIS
23	0.000	500	30	180	2.0	1.0	2.00	2.00	500	90180	0.80000V	-0.00150250	UNIFORM P-AXIS
24	0.100	500	30	180	2.0	1.0	2.00	2.00	500	90180	0.80000V	-0.00021166	UNIFORM P-AXIS
25	0.200	500	30	180	2.0	1.0	2.00	2.00	500	90180	0.80000V	-0.00057275	UNIFORM P-AXIS
26	0.300	500	30	180	2.0	1.0	2.00	2.00	500	90180	0.80000V	-0.00024470	UNIFORM P-AXIS
27	0.400	500	30	180	2.0	1.0	2.00	2.00	500	90180	0.80000V	-0.00202352	UNIFORM P-AXIS
28	0.500	500	30	180	2.0	1.0	2.00	2.00	500	90180	0.80000V	-0.00025176	UNIFORM P-AXIS
29	0.600	500	30	180	2.0	1.0	2.00	2.00	500	90180	0.80000V	-0.00179181	UNIFORM P-AXIS
30	0.700	500	30	180	2.0	1.0	2.00	2.00	500	90180	0.80000V	-0.00033893	UNIFORM P-AXIS
31	0.800	500	30	180	2.0	1.0	2.00	2.00	500	90180	0.80000V	-0.00100772	UNIFORM P-AXIS
32	0.900	500	30	180	2.0	1.0	2.00	2.00	500	90180	0.80000V	-0.00060779	UNIFORM P-AXIS
33	1.000	500	30	180	2.0	1.0	2.00	2.00	500	90180	0.80000V	-0.00118826	UNIFORM P-AXIS

Total Function Evaluations: 1983960

13	0.100	500	30	120	2.0	1.0	2.00	2.00	500	60120	0.80000V	-0.00004249	UNIFORM P-AXIS
----	-------	-----	----	-----	-----	-----	------	------	-----	-------	----------	-------------	----------------

NOTE: THIS FILE HAS BEEN EDITED TO SHOW THE CORRECT BEST RUN ON THE BOTTOM LINE BECAUSE FUNCTION F7 IS RANDOM.

F8

Run ID: 12-31-2009, 16:01:36

FUNCTION: F8

Run #	Gamma	Nt	Nd	Np	G	DeIT	Alpha	Beta	#Steps	Neval	Frep	Fitness	Initial Probes
0	0.000	500	30	60	2.0	1.0	2.00	2.00	0	0	0.50000V	-9999.00000000	UNIFORM P-AXIS
1	0.000	500	30	60	2.0	1.0	2.00	2.00	110	6660	0.30000V	5537.61608593	UNIFORM P-AXIS
2	0.100	500	30	60	2.0	1.0	2.00	2.00	85	5160	0.95000V	12568.82823317	UNIFORM P-AXIS
3	0.200	500	30	60	2.0	1.0	2.00	2.00	86	5220	0.05000V	12569.28760395	UNIFORM P-AXIS
4	0.300	500	30	60	2.0	1.0	2.00	2.00	88	5340	0.15000V	12569.48093048	UNIFORM P-AXIS
5	0.400	500	30	60	2.0	1.0	2.00	2.00	86	5220	0.05000V	12569.43736670	UNIFORM P-AXIS
6	0.500	500	30	60	2.0	1.0	2.00	2.00	95	5760	0.50000V	12561.34875424	UNIFORM P-AXIS
7	0.600	500	30	60	2.0	1.0	2.00	2.00	137	8280	0.70000V	12559.51991759	UNIFORM P-AXIS
8	0.700	500	30	60	2.0	1.0	2.00	2.00	97	5880	0.60000V	9016.10961344	UNIFORM P-AXIS
9	0.800	500	30	60	2.0	1.0	2.00	2.00	132	7980	0.45000V	12569.48515193	UNIFORM P-AXIS
10	0.900	500	30	60	2.0	1.0	2.00	2.00	105	6360	0.05000V	12569.46303573	UNIFORM P-AXIS
11	1.000	500	30	60	2.0	1.0	2.00	2.00	130	7860	0.35000V	8652.91904178	UNIFORM P-AXIS
12	0.000	500	30	120	2.0	1.0	2.00	2.00	110	13320	0.30000V	5536.79333863	UNIFORM P-AXIS
13	0.100	500	30	120	2.0	1.0	2.00	2.00	124	15000	0.05000V	12569.48174634	UNIFORM P-AXIS
14	0.200	500	30	120	2.0	1.0	2.00	2.00	87	10560	0.10000V	12569.47740007	UNIFORM P-AXIS
15	0.300	500	30	120	2.0	1.0	2.00	2.00	106	12840	0.10000V	12569.48333599	UNIFORM P-AXIS
16	0.400	500	30	120	2.0	1.0	2.00	2.00	86	10440	0.05000V	12569.40587582	UNIFORM P-AXIS
17	0.500	500	30	120	2.0	1.0	2.00	2.00	105	12720	0.05000V	12569.48661484	UNIFORM P-AXIS
18	0.600	500	30	120	2.0	1.0	2.00	2.00	124	15000	0.05000V	12569.43670675	UNIFORM P-AXIS
19	0.700	500	30	120	2.0	1.0	2.00	2.00	87	10560	0.10000V	12569.47329569	UNIFORM P-AXIS
20	0.800	500	30	120	2.0	1.0	2.00	2.00	73	8880	0.35000V	8995.25108485	UNIFORM P-AXIS
21	0.900	500	30	120	2.0	1.0	2.00	2.00	105	12720	0.05000V	12569.48652992	UNIFORM P-AXIS
22	1.000	500	30	120	2.0	1.0	2.00	2.00	194	23400	0.70000V	12568.87307882	UNIFORM P-AXIS
23	0.000	500	30	180	2.0	1.0	2.00	2.00	95	17280	0.50000V	12569.35060751	UNIFORM P-AXIS
24	0.100	500	30	180	2.0	1.0	2.00	2.00	144	26100	0.10000V	12569.43649774	UNIFORM P-AXIS
25	0.200	500	30	180	2.0	1.0	2.00	2.00	162	29340	0.05000V	12351.27895503	UNIFORM P-AXIS
26	0.300	500	30	180	2.0	1.0	2.00	2.00	87	15840	0.10000V	12569.45150324	UNIFORM P-AXIS
27	0.400	500	30	180	2.0	1.0	2.00	2.00	78	14220	0.60000V	12174.51472557	UNIFORM P-AXIS
28	0.500	500	30	180	2.0	1.0	2.00	2.00	125	22680	0.10000V	12569.47757504	UNIFORM P-AXIS
29	0.600	500	30	180	2.0	1.0	2.00	2.00	134	24300	0.55000V	12569.20312794	UNIFORM P-AXIS
30	0.700	500	30	180	2.0	1.0	2.00	2.00	148	26820	0.30000V	12569.39892325	UNIFORM P-AXIS
31	0.800	500	30	180	2.0	1.0	2.00	2.00	110	19980	0.30000V	12569.45496162	UNIFORM P-AXIS
32	0.900	500	30	180	2.0	1.0	2.00	2.00	86	15660	0.05000V	12569.48420468	UNIFORM P-AXIS
33	1.000	500	30	180	2.0	1.0	2.00	2.00	118	21420	0.70000V	12569.46181648	UNIFORM P-AXIS

Total Function Evaluations: 448800

17	0.500	500	30	120	2.0	1.0	2.00	2.00	105	12720	0.05000V	12569.48661484	UNIFORM P-AXIS
----	-------	-----	----	-----	-----	-----	------	------	-----	-------	----------	----------------	----------------

F9

Run ID: 12-31-2009, 13:36:56

FUNCTION: F9

Run #	Gamma	Nt	Nd	Np	G	DeLT	Alpha	Beta	#Steps	Neval	Frep	Fitness	Initial Probes
0	0.000	500	30	60	2.0	1.0	2.00	2.00	0	0	0.50000V	-9999.00000000	UNIFORM P-AXIS
1	0.000	500	30	60	2.0	1.0	2.00	2.00	97	5880	0.60000V	-31.70098539	UNIFORM P-AXIS
2	0.100	500	30	60	2.0	1.0	2.00	2.00	99	6000	0.70000V	-34.19310095	UNIFORM P-AXIS
3	0.200	500	30	60	2.0	1.0	2.00	2.00	311	18720	0.85000V	-123.74637495	UNIFORM P-AXIS
4	0.300	500	30	60	2.0	1.0	2.00	2.00	239	14400	0.10000V	-108.91030539	UNIFORM P-AXIS
5	0.400	500	30	60	2.0	1.0	2.00	2.00	103	6240	0.90000V	-31.69341889	UNIFORM P-AXIS
6	0.500	500	30	60	2.0	1.0	2.00	2.00	113	6840	0.45000V	-0.99112119	UNIFORM P-AXIS
7	0.600	500	30	60	2.0	1.0	2.00	2.00	500	30060	0.80000V	-41.36476630	UNIFORM P-AXIS
8	0.700	500	30	60	2.0	1.0	2.00	2.00	172	10380	0.55000V	-44.82618586	UNIFORM P-AXIS
9	0.800	500	30	60	2.0	1.0	2.00	2.00	116	7020	0.60000V	-112.60669341	UNIFORM P-AXIS
10	0.900	500	30	60	2.0	1.0	2.00	2.00	78	4740	0.60000V	-483.01739630	UNIFORM P-AXIS
11	1.000	500	30	60	2.0	1.0	2.00	2.00	113	6840	0.45000V	-0.00000352	UNIFORM P-AXIS
12	0.000	500	30	120	2.0	1.0	2.00	2.00	60	7320	0.65000V	-40.51140239	UNIFORM P-AXIS
13	0.100	500	30	120	2.0	1.0	2.00	2.00	247	29760	0.50000V	-29.69982488	UNIFORM P-AXIS
14	0.200	500	30	120	2.0	1.0	2.00	2.00	116	14040	0.60000V	-0.00383322	UNIFORM P-AXIS
15	0.300	500	30	120	2.0	1.0	2.00	2.00	151	18240	0.45000V	-0.00133000	UNIFORM P-AXIS
16	0.400	500	30	120	2.0	1.0	2.00	2.00	96	11640	0.55000V	-0.00003333	UNIFORM P-AXIS
17	0.500	500	30	120	2.0	1.0	2.00	2.00	165	19920	0.20000V	-0.99011355	UNIFORM P-AXIS
18	0.600	500	30	120	2.0	1.0	2.00	2.00	96	11640	0.55000V	-0.00003333	UNIFORM P-AXIS
19	0.700	500	30	120	2.0	1.0	2.00	2.00	136	16440	0.65000V	-0.00000205	UNIFORM P-AXIS
20	0.800	500	30	120	2.0	1.0	2.00	2.00	116	14040	0.60000V	-0.00383322	UNIFORM P-AXIS
21	0.900	500	30	120	2.0	1.0	2.00	2.00	155	18720	0.65000V	-30.01506187	UNIFORM P-AXIS
22	1.000	500	30	120	2.0	1.0	2.00	2.00	500	60120	0.80000V	-0.22468142	UNIFORM P-AXIS
23	0.000	500	30	180	2.0	1.0	2.00	2.00	116	21060	0.60000V	-0.00005257	UNIFORM P-AXIS
24	0.100	500	30	180	2.0	1.0	2.00	2.00	116	21060	0.60000V	-0.00035429	UNIFORM P-AXIS
25	0.200	500	30	180	2.0	1.0	2.00	2.00	182	32940	0.10000V	-0.99080917	UNIFORM P-AXIS
26	0.300	500	30	180	2.0	1.0	2.00	2.00	176	31860	0.75000V	-0.99013929	UNIFORM P-AXIS
27	0.400	500	30	180	2.0	1.0	2.00	2.00	155	28080	0.65000V	-0.00054147	UNIFORM P-AXIS
28	0.500	500	30	180	2.0	1.0	2.00	2.00	96	17460	0.55000V	-0.00014569	UNIFORM P-AXIS
29	0.600	500	30	180	2.0	1.0	2.00	2.00	500	90180	0.80000V	-0.28712215	UNIFORM P-AXIS
30	0.700	500	30	180	2.0	1.0	2.00	2.00	116	21060	0.60000V	-0.00015616	UNIFORM P-AXIS
31	0.800	500	30	180	2.0	1.0	2.00	2.00	143	25920	0.05000V	-15.84039530	UNIFORM P-AXIS
32	0.900	500	30	180	2.0	1.0	2.00	2.00	171	30960	0.50000V	-0.00051308	UNIFORM P-AXIS
33	1.000	500	30	180	2.0	1.0	2.00	2.00	116	21060	0.60000V	-0.00005257	UNIFORM P-AXIS

Total Function Evaluations: 680640

19	0.700	500	30	120	2.0	1.0	2.00	2.00	136	16440	0.65000V	-0.00000205	UNIFORM P-AXIS
----	-------	-----	----	-----	-----	-----	------	------	-----	-------	----------	-------------	----------------

F10

Run ID: 12-31-2009, 17:26:18

FUNCTION: F10

Run #	Gamma	Nt	Nd	Np	G	DeLT	Alpha	Beta	#Steps	Neval	Frep	Fitness	Initial Probes
0	0.000	500	30	60	2.0	1.0	2.00	2.00	0	0	0.50000V	-9999.00000000	UNIFORM P-AXIS
1	0.000	500	30	60	2.0	1.0	2.00	2.00	171	10320	0.50000V	-19.95554498	UNIFORM P-AXIS
2	0.100	500	30	60	2.0	1.0	2.00	2.00	196	11820	0.80000V	-21.94028909	UNIFORM P-AXIS
3	0.200	500	30	60	2.0	1.0	2.00	2.00	179	10800	0.90000V	-18.77780599	UNIFORM P-AXIS
4	0.300	500	30	60	2.0	1.0	2.00	2.00	273	16440	0.85000V	-14.99021318	UNIFORM P-AXIS
5	0.400	500	30	60	2.0	1.0	2.00	2.00	164	9900	0.15000V	-12.68499222	UNIFORM P-AXIS
6	0.500	500	30	60	2.0	1.0	2.00	2.00	84	5100	0.90000V	-0.00000015	UNIFORM P-AXIS
7	0.600	500	30	60	2.0	1.0	2.00	2.00	120	7260	0.80000V	-16.10492237	UNIFORM P-AXIS
8	0.700	500	30	60	2.0	1.0	2.00	2.00	156	9420	0.70000V	-17.47681504	UNIFORM P-AXIS
9	0.800	500	30	60	2.0	1.0	2.00	2.00	171	10320	0.50000V	-19.67837086	UNIFORM P-AXIS
10	0.900	500	30	60	2.0	1.0	2.00	2.00	196	11820	0.80000V	-21.97779101	UNIFORM P-AXIS
11	1.000	500	30	60	2.0	1.0	2.00	2.00	140	8460	0.85000V	-0.65731364	UNIFORM P-AXIS
12	0.000	500	30	120	2.0	1.0	2.00	2.00	163	19680	0.10000V	-19.95577490	UNIFORM P-AXIS
13	0.100	500	30	120	2.0	1.0	2.00	2.00	225	27120	0.35000V	-21.88619837	UNIFORM P-AXIS
14	0.200	500	30	120	2.0	1.0	2.00	2.00	229	27600	0.55000V	-18.91894002	UNIFORM P-AXIS
15	0.300	500	30	120	2.0	1.0	2.00	2.00	207	24960	0.40000V	-4.27574675	UNIFORM P-AXIS
16	0.400	500	30	120	2.0	1.0	2.00	2.00	155	18720	0.65000V	-12.54005560	UNIFORM P-AXIS
17	0.500	500	30	120	2.0	1.0	2.00	2.00	155	18720	0.65000V	-0.01693374	UNIFORM P-AXIS
18	0.600	500	30	120	2.0	1.0	2.00	2.00	332	39960	0.95000V	-6.87736931	UNIFORM P-AXIS
19	0.700	500	30	120	2.0	1.0	2.00	2.00	290	34920	0.75000V	-15.81273556	UNIFORM P-AXIS
20	0.800	500	30	120	2.0	1.0	2.00	2.00	283	34080	0.40000V	-19.29625344	UNIFORM P-AXIS
21	0.900	500	30	120	2.0	1.0	2.00	2.00	226	27240	0.40000V	-21.87441323	UNIFORM P-AXIS
22	1.000	500	30	120	2.0	1.0	2.00	2.00	426	51240	0.90000V	-0.00004949	UNIFORM P-AXIS
23	0.000	500	30	180	2.0	1.0	2.00	2.00	138	25020	0.75000V	-19.95643855	UNIFORM P-AXIS
24	0.100	500	30	180	2.0	1.0	2.00	2.00	206	37260	0.35000V	-21.74579561	UNIFORM P-AXIS
25	0.200	500	30	180	2.0	1.0	2.00	2.00	203	36720	0.20000V	-19.62244329	UNIFORM P-AXIS
26	0.300	500	30	180	2.0	1.0	2.00	2.00	500	90180	0.80000V	-17.80088045	UNIFORM P-AXIS
27	0.400	500	30	180	2.0	1.0	2.00	2.00	232	41940	0.70000V	-10.88650930	UNIFORM P-AXIS
28	0.500	500	30	180	2.0	1.0	2.00	2.00	78	14220	0.60000V	-0.39610444	UNIFORM P-AXIS
29	0.600	500	30	180	2.0	1.0	2.00	2.00	125	22680	0.10000V	-0.01473085	UNIFORM P-AXIS
30	0.700	500	30	180	2.0	1.0	2.00	2.00	194	35100	0.70000V	-6.47287042	UNIFORM P-AXIS
31	0.800	500	30	180	2.0	1.0	2.00	2.00	393	70920	0.20000V	-0.01545910	UNIFORM P-AXIS
32	0.900	500	30	180	2.0	1.0	2.00	2.00	386	69660	0.80000V	-19.96912371	UNIFORM P-AXIS
33	1.000	500	30	180	2.0	1.0	2.00	2.00	140	25380	0.85000V	-0.00944870	UNIFORM P-AXIS

Total Function Evaluations: 904980

6	0.500	500	30	60	2.0	1.0	2.00	2.00	84	5100	0.90000V	-0.00000015	UNIFORM P-AXIS
---	-------	-----	----	----	-----	-----	------	------	----	------	----------	-------------	----------------

F11

Run ID: 12-31-2009, 19:27:23

FUNCTION: F11

Run #	Gamma	Nt	Nd	Np	G	DeIT	Alpha	Beta	#Steps	Neval	Frep	Fitness	Initial Probes
0	0.000	500	30	60	2.0	1.0	2.00	2.00	0	0	0.50000V	-9999.00000000	UNIFORM P-AXIS
1	0.000	500	30	60	2.0	1.0	2.00	2.00	161	9720	0.95000V	-3349.89947839	UNIFORM P-AXIS
2	0.100	500	30	60	2.0	1.0	2.00	2.00	109	6600	0.25000V	-682.73550403	UNIFORM P-AXIS
3	0.200	500	30	60	2.0	1.0	2.00	2.00	121	7320	0.85000V	-787.80355520	UNIFORM P-AXIS
4	0.300	500	30	60	2.0	1.0	2.00	2.00	242	14580	0.25000V	-779.13514096	UNIFORM P-AXIS
5	0.400	500	30	60	2.0	1.0	2.00	2.00	500	30060	0.80000V	-328.25765449	UNIFORM P-AXIS
6	0.500	500	30	60	2.0	1.0	2.00	2.00	500	30060	0.80000V	-64.46413940	UNIFORM P-AXIS
7	0.600	500	30	60	2.0	1.0	2.00	2.00	473	28440	0.40000V	-4.00165096	UNIFORM P-AXIS
8	0.700	500	30	60	2.0	1.0	2.00	2.00	122	7380	0.90000V	-142.36479694	UNIFORM P-AXIS
9	0.800	500	30	60	2.0	1.0	2.00	2.00	103	6240	0.90000V	-487.25760030	UNIFORM P-AXIS
10	0.900	500	30	60	2.0	1.0	2.00	2.00	104	6300	0.95000V	-1024.52777584	UNIFORM P-AXIS
11	1.000	500	30	60	2.0	1.0	2.00	2.00	232	13980	0.70000V	-2.00124049	UNIFORM P-AXIS
12	0.000	500	30	120	2.0	1.0	2.00	2.00	174	21000	0.65000V	-1042.16470301	UNIFORM P-AXIS
13	0.100	500	30	120	2.0	1.0	2.00	2.00	60	7320	0.65000V	-3.03975464	UNIFORM P-AXIS
14	0.200	500	30	120	2.0	1.0	2.00	2.00	60	7320	0.65000V	-2.57331594	UNIFORM P-AXIS
15	0.300	500	30	120	2.0	1.0	2.00	2.00	60	7320	0.65000V	-1.39086441	UNIFORM P-AXIS
16	0.400	500	30	120	2.0	1.0	2.00	2.00	60	7320	0.65000V	-5.67090092	UNIFORM P-AXIS
17	0.500	500	30	120	2.0	1.0	2.00	2.00	140	16920	0.85000V	-64.20929684	UNIFORM P-AXIS
18	0.600	500	30	120	2.0	1.0	2.00	2.00	60	7320	0.65000V	-6.40000000	UNIFORM P-AXIS
19	0.700	500	30	120	2.0	1.0	2.00	2.00	178	21480	0.85000V	-97.02717321	UNIFORM P-AXIS
20	0.800	500	30	120	2.0	1.0	2.00	2.00	60	7320	0.65000V	-445.43143407	UNIFORM P-AXIS
21	0.900	500	30	120	2.0	1.0	2.00	2.00	60	7320	0.65000V	-40.34010306	UNIFORM P-AXIS
22	1.000	500	30	120	2.0	1.0	2.00	2.00	60	7320	0.65000V	-4.05519280	UNIFORM P-AXIS
23	0.000	500	30	180	2.0	1.0	2.00	2.00	111	20160	0.35000V	-1127.36887599	UNIFORM P-AXIS
24	0.100	500	30	180	2.0	1.0	2.00	2.00	236	42660	0.90000V	-0.09972929	UNIFORM P-AXIS
25	0.200	500	30	180	2.0	1.0	2.00	2.00	251	45360	0.70000V	-1.89829119	UNIFORM P-AXIS
26	0.300	500	30	180	2.0	1.0	2.00	2.00	60	10980	0.65000V	-4.42021222	UNIFORM P-AXIS
27	0.400	500	30	180	2.0	1.0	2.00	2.00	60	10980	0.65000V	-8.01901276	UNIFORM P-AXIS
28	0.500	500	30	180	2.0	1.0	2.00	2.00	60	10980	0.65000V	-68.05499564	UNIFORM P-AXIS
29	0.600	500	30	180	2.0	1.0	2.00	2.00	60	10980	0.65000V	-3.84611240	UNIFORM P-AXIS
30	0.700	500	30	180	2.0	1.0	2.00	2.00	140	25380	0.85000V	-121.65998851	UNIFORM P-AXIS
31	0.800	500	30	180	2.0	1.0	2.00	2.00	60	10980	0.65000V	-12.45943847	UNIFORM P-AXIS
32	0.900	500	30	180	2.0	1.0	2.00	2.00	60	10980	0.65000V	-3.38969420	UNIFORM P-AXIS
33	1.000	500	30	180	2.0	1.0	2.00	2.00	60	10980	0.65000V	-3.56479100	UNIFORM P-AXIS
Total Function Evaluations:										489060			
24	0.100	500	30	180	2.0	1.0	2.00	2.00	236	42660	0.90000V	-0.09972929	UNIFORM P-AXIS

F12

Run ID: 02-03-2010, 14:55:15 [CORRECTED 02-03-2010; SEE F12 SOURCE LISTING PAGE 60]

FUNCTION: F12

Run #	Gamma	Nt	Nd	Np	G	DeIT	Alpha	Beta	#Steps	Neval	Frep	Fitness	Initial Probes
0	0.000	500	30	60	2.0	1.0	2.00	2.00	0	0	0.50000V	-9999.00000000	UNIFORM P-AXIS
1	0.000	500	30	60	2.0	1.0	2.00	2.00	78	4740	0.60000V	-0.79539561	UNIFORM P-AXIS
2	0.100	500	30	60	2.0	1.0	2.00	2.00	99	6000	0.70000V	-0.74543651	UNIFORM P-AXIS
3	0.200	500	30	60	2.0	1.0	2.00	2.00	92	5580	0.35000V	-0.42992625	UNIFORM P-AXIS
4	0.300	500	30	60	2.0	1.0	2.00	2.00	96	5820	0.55000V	-0.43773493	UNIFORM P-AXIS
5	0.400	500	30	60	2.0	1.0	2.00	2.00	156	9420	0.70000V	-0.25675666	UNIFORM P-AXIS
6	0.500	500	30	60	2.0	1.0	2.00	2.00	60	3660	0.65000V	-0.00002067	UNIFORM P-AXIS
7	0.600	500	30	60	2.0	1.0	2.00	2.00	60	3660	0.65000V	-0.24925810	UNIFORM P-AXIS
8	0.700	500	30	60	2.0	1.0	2.00	2.00	60	3660	0.65000V	-0.72371775	UNIFORM P-AXIS
9	0.800	500	30	60	2.0	1.0	2.00	2.00	60	3660	0.65000V	-2.19256987	UNIFORM P-AXIS
10	0.900	500	30	60	2.0	1.0	2.00	2.00	115	6960	0.55000V	-0.13285456	UNIFORM P-AXIS
11	1.000	500	30	60	2.0	1.0	2.00	2.00	82	4980	0.80000V	-1.60665754	UNIFORM P-AXIS
12	0.000	500	30	120	2.0	1.0	2.00	2.00	135	16320	0.60000V	-0.39097490	UNIFORM P-AXIS
13	0.100	500	30	120	2.0	1.0	2.00	2.00	60	7320	0.65000V	-0.00368253	UNIFORM P-AXIS
14	0.200	500	30	120	2.0	1.0	2.00	2.00	62	7560	0.75000V	-0.25600092	UNIFORM P-AXIS
15	0.300	500	30	120	2.0	1.0	2.00	2.00	133	16080	0.50000V	-0.02016903	UNIFORM P-AXIS
16	0.400	500	30	120	2.0	1.0	2.00	2.00	78	9480	0.60000V	-0.25920627	UNIFORM P-AXIS
17	0.500	500	30	120	2.0	1.0	2.00	2.00	96	11640	0.55000V	-0.01298711	UNIFORM P-AXIS
18	0.600	500	30	120	2.0	1.0	2.00	2.00	135	16320	0.60000V	-0.26677253	UNIFORM P-AXIS
19	0.700	500	30	120	2.0	1.0	2.00	2.00	115	13920	0.55000V	-0.36764888	UNIFORM P-AXIS
20	0.800	500	30	120	2.0	1.0	2.00	2.00	60	7320	0.65000V	-0.02887759	UNIFORM P-AXIS
21	0.900	500	30	120	2.0	1.0	2.00	2.00	97	11760	0.60000V	-0.03222183	UNIFORM P-AXIS
22	1.000	500	30	120	2.0	1.0	2.00	2.00	78	9480	0.60000V	-0.06522233	UNIFORM P-AXIS
23	0.000	500	30	180	2.0	1.0	2.00	2.00	117	21240	0.65000V	-0.14434782	UNIFORM P-AXIS
24	0.100	500	30	180	2.0	1.0	2.00	2.00	60	10980	0.65000V	-0.00696541	UNIFORM P-AXIS
25	0.200	500	30	180	2.0	1.0	2.00	2.00	60	10980	0.65000V	-0.07738490	UNIFORM P-AXIS
26	0.300	500	30	180	2.0	1.0	2.00	2.00	116	21060	0.60000V	-0.16057613	UNIFORM P-AXIS
27	0.400	500	30	180	2.0	1.0	2.00	2.00	60	10980	0.65000V	-0.03082085	UNIFORM P-AXIS
28	0.500	500	30	180	2.0	1.0	2.00	2.00	97	17640	0.60000V	-0.00446426	UNIFORM P-AXIS
29	0.600	500	30	180	2.0	1.0	2.00	2.00	96	17460	0.55000V	-0.11569986	UNIFORM P-AXIS
30	0.700	500	30	180	2.0	1.0	2.00	2.00	60	10980	0.65000V	-0.00606971	UNIFORM P-AXIS
31	0.800	500	30	180	2.0	1.0	2.00	2.00	60	10980	0.65000V	-0.01177648	UNIFORM P-AXIS
32	0.900	500	30	180	2.0	1.0	2.00	2.00	60	10980	0.65000V	-0.01952312	UNIFORM P-AXIS
33	1.000	500	30	180	2.0	1.0	2.00	2.00	70	12780	0.20000V	-0.26244867	UNIFORM P-AXIS
Total Function Evaluations:										341400			
6	0.500	500	30	60	2.0	1.0	2.00	2.00	60	3660	0.65000V	-0.00002067	UNIFORM P-AXIS

F13

Run ID: 12-31-2009, 21:12:44

FUNCTION: F13

Run #	Gamma	Nt	Nd	Np	G	DeLT	Alpha	Beta	#Steps	Neval	Frep	Fitness	Initial Probes
0	0.000	500	30	60	2.0	1.0	2.00	2.00	0	0	0.50000V	-9999.00000000	UNIFORM P-AXIS
1	0.000	500	30	60	2.0	1.0	2.00	2.00	91	5520	0.30000V	-1.98285152	UNIFORM P-AXIS
2	0.100	500	30	60	2.0	1.0	2.00	2.00	312	18780	0.90000V	-0.23909156	UNIFORM P-AXIS
3	0.200	500	30	60	2.0	1.0	2.00	2.00	90	5460	0.25000V	-0.15479827	UNIFORM P-AXIS
4	0.300	500	30	60	2.0	1.0	2.00	2.00	81	4920	0.75000V	-0.28720755	UNIFORM P-AXIS
5	0.400	500	30	60	2.0	1.0	2.00	2.00	233	14040	0.75000V	-0.14883921	UNIFORM P-AXIS
6	0.500	500	30	60	2.0	1.0	2.00	2.00	184	11100	0.20000V	-0.06596601	UNIFORM P-AXIS
7	0.600	500	30	60	2.0	1.0	2.00	2.00	226	13620	0.40000V	-0.28878418	UNIFORM P-AXIS
8	0.700	500	30	60	2.0	1.0	2.00	2.00	122	7380	0.90000V	-0.76742123	UNIFORM P-AXIS
9	0.800	500	30	60	2.0	1.0	2.00	2.00	90	5460	0.25000V	-0.60350146	UNIFORM P-AXIS
10	0.900	500	30	60	2.0	1.0	2.00	2.00	134	8100	0.55000V	-0.50142794	UNIFORM P-AXIS
11	1.000	500	30	60	2.0	1.0	2.00	2.00	148	8940	0.30000V	-0.26195645	UNIFORM P-AXIS
12	0.000	500	30	120	2.0	1.0	2.00	2.00	331	39840	0.90000V	-0.17132369	UNIFORM P-AXIS
13	0.100	500	30	120	2.0	1.0	2.00	2.00	130	15720	0.35000V	-0.63280216	UNIFORM P-AXIS
14	0.200	500	30	120	2.0	1.0	2.00	2.00	312	37560	0.90000V	-0.33885975	UNIFORM P-AXIS
15	0.300	500	30	120	2.0	1.0	2.00	2.00	204	24600	0.25000V	-0.18849309	UNIFORM P-AXIS
16	0.400	500	30	120	2.0	1.0	2.00	2.00	60	7320	0.65000V	-0.41319188	UNIFORM P-AXIS
17	0.500	500	30	120	2.0	1.0	2.00	2.00	98	11880	0.65000V	-0.03399272	UNIFORM P-AXIS
18	0.600	500	30	120	2.0	1.0	2.00	2.00	165	19920	0.20000V	-0.25527275	UNIFORM P-AXIS
19	0.700	500	30	120	2.0	1.0	2.00	2.00	383	46080	0.65000V	-0.27622507	UNIFORM P-AXIS
20	0.800	500	30	120	2.0	1.0	2.00	2.00	172	20760	0.55000V	-0.17442617	UNIFORM P-AXIS
21	0.900	500	30	120	2.0	1.0	2.00	2.00	212	25560	0.65000V	-0.02638101	UNIFORM P-AXIS
22	1.000	500	30	120	2.0	1.0	2.00	2.00	215	25920	0.80000V	-0.27534519	UNIFORM P-AXIS
23	0.000	500	30	180	2.0	1.0	2.00	2.00	97	17640	0.60000V	-0.07220597	UNIFORM P-AXIS
24	0.100	500	30	180	2.0	1.0	2.00	2.00	60	10980	0.65000V	-0.07174276	UNIFORM P-AXIS
25	0.200	500	30	180	2.0	1.0	2.00	2.00	370	66780	0.95000V	-0.15772989	UNIFORM P-AXIS
26	0.300	500	30	180	2.0	1.0	2.00	2.00	151	27360	0.45000V	-0.08917428	UNIFORM P-AXIS
27	0.400	500	30	180	2.0	1.0	2.00	2.00	195	35280	0.75000V	-0.06522780	UNIFORM P-AXIS
28	0.500	500	30	180	2.0	1.0	2.00	2.00	134	24300	0.55000V	-0.00713353	UNIFORM P-AXIS
29	0.600	500	30	180	2.0	1.0	2.00	2.00	93	16920	0.40000V	-0.00328529	UNIFORM P-AXIS
30	0.700	500	30	180	2.0	1.0	2.00	2.00	186	33660	0.30000V	-0.19308067	UNIFORM P-AXIS
31	0.800	500	30	180	2.0	1.0	2.00	2.00	170	30780	0.45000V	-0.07304213	UNIFORM P-AXIS
32	0.900	500	30	180	2.0	1.0	2.00	2.00	60	10980	0.65000V	-0.24282441	UNIFORM P-AXIS
33	1.000	500	30	180	2.0	1.0	2.00	2.00	146	26460	0.20000V	-0.02567155	UNIFORM P-AXIS
Total Function Evaluations:										679620			
29	0.600	500	30	180	2.0	1.0	2.00	2.00	93	16920	0.40000V	-0.00328529	UNIFORM P-AXIS

F14

Run ID: 12-26-2009, 23:38:50

FUNCTION: F14

Run #	Gamma	Nt	Nd	Np	G	DeLT	Alpha	Beta	#Steps	Neval	Frep	Fitness	Initial Probes
0	0.000	500	2	8	2.0	1.0	2.00	2.00	0	0	0.50000V	-9999.00000000	UNIFORM P-AXIS
1	0.000	500	2	8	2.0	1.0	2.00	2.00	213	1712	0.70000V	-5.93292124	UNIFORM P-AXIS
2	0.100	500	2	8	2.0	1.0	2.00	2.00	500	4008	0.80000V	-2.08127846	UNIFORM P-AXIS
3	0.200	500	2	8	2.0	1.0	2.00	2.00	97	784	0.60000V	-2.98238078	UNIFORM P-AXIS
4	0.300	500	2	8	2.0	1.0	2.00	2.00	114	920	0.50000V	-1.00528367	UNIFORM P-AXIS
5	0.400	500	2	8	2.0	1.0	2.00	2.00	78	632	0.60000V	-6.90336530	UNIFORM P-AXIS
6	0.500	500	2	8	2.0	1.0	2.00	2.00	123	992	0.95000V	-1.99203466	UNIFORM P-AXIS
7	0.600	500	2	8	2.0	1.0	2.00	2.00	70	568	0.20000V	-18.31709957	UNIFORM P-AXIS
8	0.700	500	2	8	2.0	1.0	2.00	2.00	118	952	0.70000V	-2.98345327	UNIFORM P-AXIS
9	0.800	500	2	8	2.0	1.0	2.00	2.00	108	872	0.20000V	-7.87400969	UNIFORM P-AXIS
10	0.900	500	2	8	2.0	1.0	2.00	2.00	95	768	0.50000V	-9.80389837	UNIFORM P-AXIS
11	1.000	500	2	8	2.0	1.0	2.00	2.00	76	616	0.50000V	-10.76397606	UNIFORM P-AXIS
12	0.000	500	2	12	2.0	1.0	2.00	2.00	213	2568	0.70000V	-1.99245403	UNIFORM P-AXIS
13	0.100	500	2	12	2.0	1.0	2.00	2.00	139	1680	0.80000V	-1.00776304	UNIFORM P-AXIS
14	0.200	500	2	12	2.0	1.0	2.00	2.00	114	1380	0.50000V	-10.76325056	UNIFORM P-AXIS
15	0.300	500	2	12	2.0	1.0	2.00	2.00	92	1116	0.35000V	-1.00708019	UNIFORM P-AXIS
16	0.400	500	2	12	2.0	1.0	2.00	2.00	98	1188	0.65000V	-5.92895444	UNIFORM P-AXIS
17	0.500	500	2	12	2.0	1.0	2.00	2.00	72	876	0.30000V	-3.03091277	UNIFORM P-AXIS
18	0.600	500	2	12	2.0	1.0	2.00	2.00	82	996	0.80000V	-6.90589693	UNIFORM P-AXIS
19	0.700	500	2	12	2.0	1.0	2.00	2.00	110	1332	0.30000V	-8.84107275	UNIFORM P-AXIS
20	0.800	500	2	12	2.0	1.0	2.00	2.00	136	1644	0.65000V	-1.08554446	UNIFORM P-AXIS
21	0.900	500	2	12	2.0	1.0	2.00	2.00	87	1056	0.10000V	-2.98244726	UNIFORM P-AXIS
22	1.000	500	2	12	2.0	1.0	2.00	2.00	96	924	0.50000V	-10.76397605	UNIFORM P-AXIS
23	0.000	500	2	16	2.0	1.0	2.00	2.00	130	2096	0.35000V	-1.99739732	UNIFORM P-AXIS
24	0.100	500	2	16	2.0	1.0	2.00	2.00	115	1856	0.55000V	-1.99209759	UNIFORM P-AXIS
25	0.200	500	2	16	2.0	1.0	2.00	2.00	98	1584	0.65000V	-0.99806031	UNIFORM P-AXIS
26	0.300	500	2	16	2.0	1.0	2.00	2.00	79	1280	0.65000V	-3.96825029	UNIFORM P-AXIS
27	0.400	500	2	16	2.0	1.0	2.00	2.00	60	976	0.65000V	-13.61860920	UNIFORM P-AXIS
28	0.500	500	2	16	2.0	1.0	2.00	2.00	93	1504	0.40000V	-1.00064288	UNIFORM P-AXIS
29	0.600	500	2	16	2.0	1.0	2.00	2.00	81	1312	0.75000V	-4.95050169	UNIFORM P-AXIS
30	0.700	500	2	16	2.0	1.0	2.00	2.00	96	1552	0.55000V	-4.95057264	UNIFORM P-AXIS
31	0.800	500	2	16	2.0	1.0	2.00	2.00	95	1536	0.50000V	-13.61905412	UNIFORM P-AXIS
32	0.900	500	2	16	2.0	1.0	2.00	2.00	82	1328	0.80000V	-2.98333672	UNIFORM P-AXIS
33	1.000	500	2	16	2.0	1.0	2.00	2.00	153	2464	0.55000V	-0.99800512	UNIFORM P-AXIS
34	0.000	500	2	20	2.0	1.0	2.00	2.00	128	2580	0.25000V	-6.90577771	UNIFORM P-AXIS
35	0.100	500	2	20	2.0	1.0	2.00	2.00	155	3120	0.65000V	-11.71875390	UNIFORM P-AXIS
36	0.200	500	2	20	2.0	1.0	2.00	2.00	124	2500	0.05000V	-5.92888566	UNIFORM P-AXIS
37	0.300	500	2	20	2.0	1.0	2.00	2.00	60	1220	0.65000V	-2.00372774	UNIFORM P-AXIS
38	0.400	500	2	20	2.0	1.0	2.00	2.00	110	2220	0.30000V	-6.90334175	UNIFORM P-AXIS
39	0.500	500	2	20	2.0	1.0	2.00	2.00	77	1560	0.55000V	-1.99362004	UNIFORM P-AXIS
40	0.600	500	2	20	2.0	1.0	2.00	2.00	94	1900	0.45000V	-4.95052579	UNIFORM P-AXIS
41	0.700	500	2	20	2.0	1.0	2.00	2.00	122	2460	0.90000V	-1.00012042	UNIFORM P-AXIS
42	0.800	500	2	20	2.0	1.0	2.00	2.00	97	1960	0.60000V	-12.67050646	UNIFORM P-AXIS
43	0.900	500	2	20	2.0	1.0	2.00	2.00	95	1920	0.50000V	-2.98355029	UNIFORM P-AXIS
44	1.000	500	2	20	2.0	1.0	2.00	2.00	116	2340	0.60000V	-6.90750161	UNIFORM P-AXIS
45	0.000	500	2	24	2.0	1.0	2.00	2.00	103	2496	0.90000V	-13.62018424	UNIFORM P-AXIS
46	0.100	500	2	24	2.0	1.0	2.00	2.00	469	11280	0.20000V	-1.01402257	UNIFORM P-AXIS
47	0.200	500	2	24	2.0	1.0	2.00	2.00	247	5952	0.50000V	-0.99800389	UNIFORM P-AXIS
48	0.300	500	2	24	2.0	1.0	2.00	2.00	60	1464	0.65000V	-12.67050583	UNIFORM P-AXIS

49	0.400	500	2	24	2.0	1.0	2.00	2.00	114	2760	0.50000V	-1.99259236	UNIFORM P-AXIS
50	0.500	500	2	24	2.0	1.0	2.00	2.00	135	3264	0.60000V	-2.98494679	UNIFORM P-AXIS
51	0.600	500	2	24	2.0	1.0	2.00	2.00	112	2712	0.40000V	-2.98305135	UNIFORM P-AXIS
52	0.700	500	2	24	2.0	1.0	2.00	2.00	60	1464	0.65000V	-12.67050581	UNIFORM P-AXIS
53	0.800	500	2	24	2.0	1.0	2.00	2.00	78	1896	0.60000V	-8.84121987	UNIFORM P-AXIS
54	0.900	500	2	24	2.0	1.0	2.00	2.00	129	3120	0.30000V	-9.80393440	UNIFORM P-AXIS
55	1.000	500	2	24	2.0	1.0	2.00	2.00	75	1824	0.45000V	-6.90339260	UNIFORM P-AXIS
56	0.000	500	2	28	2.0	1.0	2.00	2.00	105	2968	0.05000V	-12.72309266	UNIFORM P-AXIS
57	0.100	500	2	28	2.0	1.0	2.00	2.00	291	8176	0.80000V	-2.05112505	UNIFORM P-AXIS
58	0.200	500	2	28	2.0	1.0	2.00	2.00	77	2184	0.55000V	-0.99800500	UNIFORM P-AXIS
59	0.300	500	2	28	2.0	1.0	2.00	2.00	78	2212	0.60000V	-12.68239387	UNIFORM P-AXIS
60	0.400	500	2	28	2.0	1.0	2.00	2.00	77	2184	0.55000V	-5.92884534	UNIFORM P-AXIS
61	0.500	500	2	28	2.0	1.0	2.00	2.00	60	1708	0.65000V	-7.87399305	UNIFORM P-AXIS
62	0.600	500	2	28	2.0	1.0	2.00	2.00	79	2240	0.65000V	-7.87399303	UNIFORM P-AXIS
63	0.700	500	2	28	2.0	1.0	2.00	2.00	123	3472	0.95000V	-7.89231597	UNIFORM P-AXIS
64	0.800	500	2	28	2.0	1.0	2.00	2.00	92	2604	0.35000V	-1.00752170	UNIFORM P-AXIS
65	0.900	500	2	28	2.0	1.0	2.00	2.00	110	3108	0.30000V	-8.84100679	UNIFORM P-AXIS
66	1.000	500	2	28	2.0	1.0	2.00	2.00	111	3136	0.35000V	-0.99828689	UNIFORM P-AXIS

Total Function Evaluations: 141076

47	0.200	500	2	24	2.0	1.0	2.00	2.00	247	5952	0.50000V	-0.99800389	UNIFORM P-AXIS
----	-------	-----	---	----	-----	-----	------	------	-----	------	----------	-------------	----------------

F15

Run ID: 12-26-2009, 23:44:46

FUNCTION: F15

Run #	Gamma	Nt	Nd	Np	G	DeIt	Alpha	Beta	#Steps	Neval	Frep	Fitness	Initial Probes
0	0.000	500	4	16	2.0	1.0	2.00	2.00	0	0	0.50000V	-9999.00000000	UNIFORM P-AXIS
1	0.000	500	4	16	2.0	1.0	2.00	2.00	60	976	0.65000V	-0.00969087	UNIFORM P-AXIS
2	0.100	500	4	16	2.0	1.0	2.00	2.00	60	976	0.65000V	-0.04147696	UNIFORM P-AXIS
3	0.200	500	4	16	2.0	1.0	2.00	2.00	293	4704	0.90000V	-0.01107829	UNIFORM P-AXIS
4	0.300	500	4	16	2.0	1.0	2.00	2.00	174	2800	0.65000V	-0.01340605	UNIFORM P-AXIS
5	0.400	500	4	16	2.0	1.0	2.00	2.00	60	976	0.65000V	-0.04063055	UNIFORM P-AXIS
6	0.500	500	4	16	2.0	1.0	2.00	2.00	98	1584	0.65000V	-0.00241631	UNIFORM P-AXIS
7	0.600	500	4	16	2.0	1.0	2.00	2.00	60	976	0.65000V	-0.12870474	UNIFORM P-AXIS
8	0.700	500	4	16	2.0	1.0	2.00	2.00	60	976	0.65000V	-0.11830207	UNIFORM P-AXIS
9	0.800	500	4	16	2.0	1.0	2.00	2.00	60	976	0.65000V	-0.06996965	UNIFORM P-AXIS
10	0.900	500	4	16	2.0	1.0	2.00	2.00	135	2176	0.60000V	-0.00326219	UNIFORM P-AXIS
11	1.000	500	4	16	2.0	1.0	2.00	2.00	174	2800	0.65000V	-0.01224564	UNIFORM P-AXIS
12	0.000	500	4	24	2.0	1.0	2.00	2.00	60	1464	0.65000V	-0.01602030	UNIFORM P-AXIS
13	0.100	500	4	24	2.0	1.0	2.00	2.00	60	1464	0.65000V	-0.00973842	UNIFORM P-AXIS
14	0.200	500	4	24	2.0	1.0	2.00	2.00	60	1464	0.65000V	-0.01306855	UNIFORM P-AXIS
15	0.300	500	4	24	2.0	1.0	2.00	2.00	60	1464	0.65000V	-0.00676815	UNIFORM P-AXIS
16	0.400	500	4	24	2.0	1.0	2.00	2.00	60	1464	0.65000V	-0.04798806	UNIFORM P-AXIS
17	0.500	500	4	24	2.0	1.0	2.00	2.00	60	1464	0.65000V	-0.02226235	UNIFORM P-AXIS
18	0.600	500	4	24	2.0	1.0	2.00	2.00	60	1464	0.65000V	-0.09216877	UNIFORM P-AXIS
19	0.700	500	4	24	2.0	1.0	2.00	2.00	174	4200	0.65000V	-0.00277113	UNIFORM P-AXIS
20	0.800	500	4	24	2.0	1.0	2.00	2.00	256	6168	0.95000V	-0.04058785	UNIFORM P-AXIS
21	0.900	500	4	24	2.0	1.0	2.00	2.00	128	3096	0.25000V	-0.00937831	UNIFORM P-AXIS
22	1.000	500	4	24	2.0	1.0	2.00	2.00	193	4656	0.65000V	-0.01337984	UNIFORM P-AXIS
23	0.900	500	4	32	2.0	1.0	2.00	2.00	60	1952	0.65000V	-0.02197207	UNIFORM P-AXIS
24	0.100	500	4	32	2.0	1.0	2.00	2.00	60	1952	0.65000V	-0.00559270	UNIFORM P-AXIS
25	0.200	500	4	32	2.0	1.0	2.00	2.00	311	9984	0.85000V	-0.00272084	UNIFORM P-AXIS
26	0.300	500	4	32	2.0	1.0	2.00	2.00	350	11232	0.90000V	-0.00190484	UNIFORM P-AXIS
27	0.400	500	4	32	2.0	1.0	2.00	2.00	60	1952	0.65000V	-0.02345614	UNIFORM P-AXIS
28	0.500	500	4	32	2.0	1.0	2.00	2.00	92	2976	0.35000V	-0.00265986	UNIFORM P-AXIS
29	0.600	500	4	32	2.0	1.0	2.00	2.00	98	3168	0.65000V	-0.01874733	UNIFORM P-AXIS
30	0.700	500	4	32	2.0	1.0	2.00	2.00	231	7424	0.65000V	-0.01974054	UNIFORM P-AXIS
31	0.800	500	4	32	2.0	1.0	2.00	2.00	249	8000	0.60000V	-0.03410112	UNIFORM P-AXIS
32	0.900	500	4	32	2.0	1.0	2.00	2.00	60	1952	0.65000V	-0.09252196	UNIFORM P-AXIS
33	1.000	500	4	32	2.0	1.0	2.00	2.00	271	8704	0.75000V	-0.01358199	UNIFORM P-AXIS
34	0.000	500	4	40	2.0	1.0	2.00	2.00	60	2440	0.65000V	-0.00760705	UNIFORM P-AXIS
35	0.100	500	4	40	2.0	1.0	2.00	2.00	285	11440	0.50000V	-0.00496634	UNIFORM P-AXIS
36	0.200	500	4	40	2.0	1.0	2.00	2.00	60	2440	0.65000V	-0.00822103	UNIFORM P-AXIS
37	0.300	500	4	40	2.0	1.0	2.00	2.00	231	9280	0.65000V	-0.00222432	UNIFORM P-AXIS
38	0.400	500	4	40	2.0	1.0	2.00	2.00	60	2440	0.65000V	-0.05848026	UNIFORM P-AXIS
39	0.500	500	4	40	2.0	1.0	2.00	2.00	117	4720	0.65000V	-0.00290803	UNIFORM P-AXIS
40	0.600	500	4	40	2.0	1.0	2.00	2.00	60	2440	0.65000V	-0.04223306	UNIFORM P-AXIS
41	0.700	500	4	40	2.0	1.0	2.00	2.00	60	2440	0.65000V	-0.03074483	UNIFORM P-AXIS
42	0.800	500	4	40	2.0	1.0	2.00	2.00	175	7040	0.70000V	-0.01799522	UNIFORM P-AXIS
43	0.900	500	4	40	2.0	1.0	2.00	2.00	270	10840	0.70000V	-0.00111803	UNIFORM P-AXIS
44	1.000	500	4	40	2.0	1.0	2.00	2.00	210	8440	0.55000V	-0.00191557	UNIFORM P-AXIS
45	0.000	500	4	48	2.0	1.0	2.00	2.00	69	3360	0.15000V	-0.00048890	UNIFORM P-AXIS
46	0.100	500	4	48	2.0	1.0	2.00	2.00	174	8400	0.65000V	-0.00194328	UNIFORM P-AXIS
47	0.200	500	4	48	2.0	1.0	2.00	2.00	70	3408	0.20000V	-0.02907792	UNIFORM P-AXIS
48	0.300	500	4	48	2.0	1.0	2.00	2.00	121	5856	0.85000V	-0.00352392	UNIFORM P-AXIS
49	0.400	500	4	48	2.0	1.0	2.00	2.00	60	2928	0.65000V	-0.05265765	UNIFORM P-AXIS
50	0.500	500	4	48	2.0	1.0	2.00	2.00	74	3600	0.40000V	-0.00340201	UNIFORM P-AXIS
51	0.600	500	4	48	2.0	1.0	2.00	2.00	60	2928	0.65000V	-0.03430604	UNIFORM P-AXIS
52	0.700	500	4	48	2.0	1.0	2.00	2.00	99	4800	0.70000V	-0.01095233	UNIFORM P-AXIS
53	0.800	500	4	48	2.0	1.0	2.00	2.00	117	5664	0.65000V	-0.02417579	UNIFORM P-AXIS
54	0.900	500	4	48	2.0	1.0	2.00	2.00	110	5328	0.30000V	-0.00077444	UNIFORM P-AXIS
55	1.000	500	4	48	2.0	1.0	2.00	2.00	231	11136	0.65000V	-0.01333495	UNIFORM P-AXIS
56	0.000	500	4	56	2.0	1.0	2.00	2.00	82	4648	0.80000V	-0.00177343	UNIFORM P-AXIS
57	0.100	500	4	56	2.0	1.0	2.00	2.00	136	7672	0.65000V	-0.00246125	UNIFORM P-AXIS
58	0.200	500	4	56	2.0	1.0	2.00	2.00	60	3416	0.65000V	-0.01356890	UNIFORM P-AXIS
59	0.300	500	4	56	2.0	1.0	2.00	2.00	60	3416	0.65000V	-0.03136321	UNIFORM P-AXIS
60	0.400	500	4	56	2.0	1.0	2.00	2.00	175	9856	0.70000V	-0.00734608	UNIFORM P-AXIS
61	0.500	500	4	56	2.0	1.0	2.00	2.00	78	4424	0.60000V	-0.00702747	UNIFORM P-AXIS
62	0.600	500	4	56	2.0	1.0	2.00	2.00	279	15680	0.20000V	-0.00472297	UNIFORM P-AXIS
63	0.700	500	4	56	2.0	1.0	2.00	2.00	156	8792	0.70000V	-0.01750298	UNIFORM P-AXIS
64	0.800	500	4	56	2.0	1.0	2.00	2.00	99	5600	0.70000V	-0.01215245	UNIFORM P-AXIS
65	0.900	500	4	56	2.0	1.0	2.00	2.00	98	5544	0.65000V	-0.00050140	UNIFORM P-AXIS
66	1.000	500	4	56	2.0	1.0	2.00	2.00	118	6664	0.70000V	-0.00970616	UNIFORM P-AXIS

Total Function Evaluations: 304664

45	0.000	500	4	48	2.0	1.0	2.00	2.00	69	3360	0.15000V	-0.00048890	UNIFORM P-AXIS
----	-------	-----	---	----	-----	-----	------	------	----	------	----------	-------------	----------------

F16

Run ID: 12-26-2009, 23:48:35

FUNCTION: F16

Run #	Gamma	Nt	Nd	Np	G	DeIT	Alpha	Beta	#Steps	Neval	Frep	Fitness	Initial Probes
0	0.000	500	2	8	2.0	1.0	2.00	2.00	0	0	0.50000V	-9999.00000000	UNIFORM P-AXIS
1	0.000	500	2	8	2.0	1.0	2.00	2.00	78	632	0.60000V	1.02587776	UNIFORM P-AXIS
2	0.100	500	2	8	2.0	1.0	2.00	2.00	111	896	0.35000V	1.03160668	UNIFORM P-AXIS
3	0.200	500	2	8	2.0	1.0	2.00	2.00	60	488	0.65000V	0.99305889	UNIFORM P-AXIS
4	0.300	500	2	8	2.0	1.0	2.00	2.00	137	1104	0.70000V	1.03148086	UNIFORM P-AXIS
5	0.400	500	2	8	2.0	1.0	2.00	2.00	115	928	0.55000V	1.03125790	UNIFORM P-AXIS
6	0.500	500	2	8	2.0	1.0	2.00	2.00	144	1160	0.10000V	1.03070958	UNIFORM P-AXIS
7	0.600	500	2	8	2.0	1.0	2.00	2.00	115	928	0.55000V	1.03125790	UNIFORM P-AXIS
8	0.700	500	2	8	2.0	1.0	2.00	2.00	137	1104	0.70000V	1.03148086	UNIFORM P-AXIS
9	0.800	500	2	8	2.0	1.0	2.00	2.00	60	488	0.65000V	0.99305889	UNIFORM P-AXIS
10	0.900	500	2	8	2.0	1.0	2.00	2.00	111	896	0.35000V	1.03160668	UNIFORM P-AXIS
11	1.000	500	2	8	2.0	1.0	2.00	2.00	78	632	0.60000V	1.02587776	UNIFORM P-AXIS
12	0.000	500	2	12	2.0	1.0	2.00	2.00	96	1164	0.55000V	1.03013810	UNIFORM P-AXIS
13	0.100	500	2	12	2.0	1.0	2.00	2.00	73	888	0.35000V	1.02492533	UNIFORM P-AXIS
14	0.200	500	2	12	2.0	1.0	2.00	2.00	77	936	0.55000V	1.03161663	UNIFORM P-AXIS
15	0.300	500	2	12	2.0	1.0	2.00	2.00	111	1344	0.35000V	1.02941460	UNIFORM P-AXIS
16	0.400	500	2	12	2.0	1.0	2.00	2.00	114	1380	0.50000V	1.03130657	UNIFORM P-AXIS
17	0.500	500	2	12	2.0	1.0	2.00	2.00	60	732	0.65000V	0.99998652	UNIFORM P-AXIS
18	0.600	500	2	12	2.0	1.0	2.00	2.00	114	1380	0.50000V	1.03130657	UNIFORM P-AXIS
19	0.700	500	2	12	2.0	1.0	2.00	2.00	111	1344	0.35000V	1.02941460	UNIFORM P-AXIS
20	0.800	500	2	12	2.0	1.0	2.00	2.00	60	732	0.65000V	1.03031188	UNIFORM P-AXIS
21	0.900	500	2	12	2.0	1.0	2.00	2.00	73	888	0.35000V	1.02492533	UNIFORM P-AXIS
22	1.000	500	2	12	2.0	1.0	2.00	2.00	96	1164	0.55000V	1.03013810	UNIFORM P-AXIS
23	0.000	500	2	16	2.0	1.0	2.00	2.00	148	2384	0.30000V	1.03018603	UNIFORM P-AXIS
24	0.100	500	2	16	2.0	1.0	2.00	2.00	131	2112	0.40000V	1.02973102	UNIFORM P-AXIS
25	0.200	500	2	16	2.0	1.0	2.00	2.00	130	2096	0.35000V	1.02998274	UNIFORM P-AXIS
26	0.300	500	2	16	2.0	1.0	2.00	2.00	122	1968	0.90000V	1.02837012	UNIFORM P-AXIS
27	0.400	500	2	16	2.0	1.0	2.00	2.00	97	1568	0.60000V	1.01423368	UNIFORM P-AXIS
28	0.500	500	2	16	2.0	1.0	2.00	2.00	132	2128	0.45000V	1.02874055	UNIFORM P-AXIS
29	0.600	500	2	16	2.0	1.0	2.00	2.00	97	1568	0.60000V	1.01423368	UNIFORM P-AXIS
30	0.700	500	2	16	2.0	1.0	2.00	2.00	122	1968	0.90000V	1.02837012	UNIFORM P-AXIS
31	0.800	500	2	16	2.0	1.0	2.00	2.00	130	2096	0.35000V	1.02998274	UNIFORM P-AXIS
32	0.900	500	2	16	2.0	1.0	2.00	2.00	131	2112	0.40000V	1.02973102	UNIFORM P-AXIS
33	1.000	500	2	16	2.0	1.0	2.00	2.00	96	1552	0.55000V	1.02313447	UNIFORM P-AXIS
34	0.000	500	2	20	2.0	1.0	2.00	2.00	111	2240	0.35000V	1.01250976	UNIFORM P-AXIS
35	0.100	500	2	20	2.0	1.0	2.00	2.00	60	1220	0.65000V	1.02425714	UNIFORM P-AXIS
36	0.200	500	2	20	2.0	1.0	2.00	2.00	151	3040	0.45000V	1.03113113	UNIFORM P-AXIS
37	0.300	500	2	20	2.0	1.0	2.00	2.00	77	1560	0.55000V	1.02996462	UNIFORM P-AXIS
38	0.400	500	2	20	2.0	1.0	2.00	2.00	78	1580	0.60000V	1.03120923	UNIFORM P-AXIS
39	0.500	500	2	20	2.0	1.0	2.00	2.00	155	3120	0.65000V	1.02700912	UNIFORM P-AXIS
40	0.600	500	2	20	2.0	1.0	2.00	2.00	78	1580	0.60000V	1.03120923	UNIFORM P-AXIS
41	0.700	500	2	20	2.0	1.0	2.00	2.00	77	1560	0.55000V	1.02996462	UNIFORM P-AXIS
42	0.800	500	2	20	2.0	1.0	2.00	2.00	151	3040	0.45000V	1.03114606	UNIFORM P-AXIS
43	0.900	500	2	20	2.0	1.0	2.00	2.00	60	1220	0.65000V	1.02425714	UNIFORM P-AXIS
44	1.000	500	2	20	2.0	1.0	2.00	2.00	60	1220	0.65000V	1.02062108	UNIFORM P-AXIS
45	0.000	500	2	24	2.0	1.0	2.00	2.00	60	1464	0.65000V	1.02305918	UNIFORM P-AXIS
46	0.100	500	2	24	2.0	1.0	2.00	2.00	113	2736	0.45000V	1.02572173	UNIFORM P-AXIS
47	0.200	500	2	24	2.0	1.0	2.00	2.00	130	3144	0.35000V	1.02370473	UNIFORM P-AXIS
48	0.300	500	2	24	2.0	1.0	2.00	2.00	96	2328	0.55000V	1.02984598	UNIFORM P-AXIS
49	0.400	500	2	24	2.0	1.0	2.00	2.00	261	6288	0.25000V	1.03162595	UNIFORM P-AXIS
50	0.500	500	2	24	2.0	1.0	2.00	2.00	97	2352	0.60000V	1.03047576	UNIFORM P-AXIS
51	0.600	500	2	24	2.0	1.0	2.00	2.00	95	2304	0.50000V	1.03079194	UNIFORM P-AXIS
52	0.700	500	2	24	2.0	1.0	2.00	2.00	115	2784	0.55000V	1.02989343	UNIFORM P-AXIS
53	0.800	500	2	24	2.0	1.0	2.00	2.00	129	3120	0.30000V	1.02930539	UNIFORM P-AXIS
54	0.900	500	2	24	2.0	1.0	2.00	2.00	303	7296	0.45000V	1.03149759	UNIFORM P-AXIS
55	1.000	500	2	24	2.0	1.0	2.00	2.00	60	1464	0.65000V	1.01912590	UNIFORM P-AXIS
56	0.000	500	2	28	2.0	1.0	2.00	2.00	60	1708	0.65000V	1.02614496	UNIFORM P-AXIS
57	0.100	500	2	28	2.0	1.0	2.00	2.00	74	2100	0.40000V	1.03161154	UNIFORM P-AXIS
58	0.200	500	2	28	2.0	1.0	2.00	2.00	80	2268	0.70000V	1.03032871	UNIFORM P-AXIS
59	0.300	500	2	28	2.0	1.0	2.00	2.00	126	3556	0.15000V	1.03155024	UNIFORM P-AXIS
60	0.400	500	2	28	2.0	1.0	2.00	2.00	60	1708	0.65000V	1.02949203	UNIFORM P-AXIS
61	0.500	500	2	28	2.0	1.0	2.00	2.00	60	1708	0.65000V	0.99911920	UNIFORM P-AXIS
62	0.600	500	2	28	2.0	1.0	2.00	2.00	60	1708	0.65000V	1.02949203	UNIFORM P-AXIS
63	0.700	500	2	28	2.0	1.0	2.00	2.00	126	3556	0.15000V	1.03155024	UNIFORM P-AXIS
64	0.800	500	2	28	2.0	1.0	2.00	2.00	80	2268	0.70000V	1.03032871	UNIFORM P-AXIS
65	0.900	500	2	28	2.0	1.0	2.00	2.00	74	2100	0.40000V	1.03161154	UNIFORM P-AXIS
66	1.000	500	2	28	2.0	1.0	2.00	2.00	79	2240	0.65000V	1.02808103	UNIFORM P-AXIS

Total Function Evaluations: 124340

49	0.400	500	2	24	2.0	1.0	2.00	2.00	261	6288	0.25000V	1.03162595	UNIFORM P-AXIS
----	-------	-----	---	----	-----	-----	------	------	-----	------	----------	------------	----------------

F17

Run ID: 12-26-2009, 23:52:43

FUNCTION: F17

Run #	Gamma	Nt	Nd	Np	G	DeIT	Alpha	Beta	#Steps	Neval	Frep	Fitness	Initial Probes
0	0.000	500	2	8	2.0	1.0	2.00	2.00	0	0	0.50000V	-9999.00000000	UNIFORM P-AXIS
1	0.000	500	2	8	2.0	1.0	2.00	2.00	100	808	0.75000V	-0.46439597	UNIFORM P-AXIS
2	0.100	500	2	8	2.0	1.0	2.00	2.00	82	664	0.80000V	-0.39953210	UNIFORM P-AXIS
3	0.200	500	2	8	2.0	1.0	2.00	2.00	96	776	0.55000V	-0.42672486	UNIFORM P-AXIS
4	0.300	500	2	8	2.0	1.0	2.00	2.00	82	664	0.80000V	-0.46602832	UNIFORM P-AXIS
5	0.400	500	2	8	2.0	1.0	2.00	2.00	270	2168	0.70000V	-0.42249455	UNIFORM P-AXIS
6	0.500	500	2	8	2.0	1.0	2.00	2.00	72	584	0.30000V	-0.41429073	UNIFORM P-AXIS
7	0.600	500	2	8	2.0	1.0	2.00	2.00	76	616	0.50000V	-0.39795354	UNIFORM P-AXIS
8	0.700	500	2	8	2.0	1.0	2.00	2.00	60	488	0.65000V	-0.44496252	UNIFORM P-AXIS
9	0.800	500	2	8	2.0	1.0	2.00	2.00	89	720	0.20000V	-0.41551430	UNIFORM P-AXIS
10	0.900	500	2	8	2.0	1.0	2.00	2.00	95	768	0.50000V	-0.44055628	UNIFORM P-AXIS
11	1.000	500	2	8	2.0	1.0	2.00	2.00	70	568	0.20000V	-0.42345094	UNIFORM P-AXIS
12	0.000	500	2	12	2.0	1.0	2.00	2.00	92	1116	0.35000V	-0.41691841	UNIFORM P-AXIS
13	0.100	500	2	12	2.0	1.0	2.00	2.00	99	1200	0.70000V	-0.50113512	UNIFORM P-AXIS
14	0.200	500	2	12	2.0	1.0	2.00	2.00	103	1248	0.90000V	-0.40440758	UNIFORM P-AXIS
15	0.300	500	2	12	2.0	1.0	2.00	2.00	60	732	0.65000V	-0.40024733	UNIFORM P-AXIS
16	0.400	500	2	12	2.0	1.0	2.00	2.00	60	732	0.65000V	-0.44377180	UNIFORM P-AXIS

17	0.500	500	2	12	2.0	1.0	2.00	2.00	114	1380	0.50000V	-0.45485690	UNIFORM P-AXIS
18	0.600	500	2	12	2.0	1.0	2.00	2.00	60	732	0.65000V	-0.42645784	UNIFORM P-AXIS
19	0.700	500	2	12	2.0	1.0	2.00	2.00	72	876	0.30000V	-0.39934165	UNIFORM P-AXIS
20	0.800	500	2	12	2.0	1.0	2.00	2.00	60	732	0.65000V	-0.46538381	UNIFORM P-AXIS
21	0.900	500	2	12	2.0	1.0	2.00	2.00	82	996	0.80000V	-0.41912809	UNIFORM P-AXIS
22	1.000	500	2	12	2.0	1.0	2.00	2.00	95	1152	0.50000V	-0.40267002	UNIFORM P-AXIS
23	0.000	500	2	16	2.0	1.0	2.00	2.00	116	1872	0.60000V	-0.39790238	UNIFORM P-AXIS
24	0.100	500	2	16	2.0	1.0	2.00	2.00	137	2208	0.70000V	-0.39963599	UNIFORM P-AXIS
25	0.200	500	2	16	2.0	1.0	2.00	2.00	77	1248	0.55000V	-0.40617340	UNIFORM P-AXIS
26	0.300	500	2	16	2.0	1.0	2.00	2.00	85	1376	0.95000V	-0.39852121	UNIFORM P-AXIS
27	0.400	500	2	16	2.0	1.0	2.00	2.00	112	1808	0.40000V	-0.39840760	UNIFORM P-AXIS
28	0.500	500	2	16	2.0	1.0	2.00	2.00	79	1280	0.65000V	-0.40838689	UNIFORM P-AXIS
29	0.600	500	2	16	2.0	1.0	2.00	2.00	133	2144	0.50000V	-0.41414181	UNIFORM P-AXIS
30	0.700	500	2	16	2.0	1.0	2.00	2.00	76	1232	0.50000V	-0.39932652	UNIFORM P-AXIS
31	0.800	500	2	16	2.0	1.0	2.00	2.00	60	976	0.65000V	-0.42335713	UNIFORM P-AXIS
32	0.900	500	2	16	2.0	1.0	2.00	2.00	60	976	0.65000V	-0.40134318	UNIFORM P-AXIS
33	1.000	500	2	16	2.0	1.0	2.00	2.00	309	4960	0.75000V	-0.39989906	UNIFORM P-AXIS
34	0.000	500	2	20	2.0	1.0	2.00	2.00	78	1580	0.60000V	-0.40090871	UNIFORM P-AXIS
35	0.100	500	2	20	2.0	1.0	2.00	2.00	60	1220	0.65000V	-0.40240145	UNIFORM P-AXIS
36	0.200	500	2	20	2.0	1.0	2.00	2.00	76	1540	0.50000V	-0.40601199	UNIFORM P-AXIS
37	0.300	500	2	20	2.0	1.0	2.00	2.00	95	1920	0.50000V	-0.40997353	UNIFORM P-AXIS
38	0.400	500	2	20	2.0	1.0	2.00	2.00	76	1540	0.50000V	-0.40543885	UNIFORM P-AXIS
39	0.500	500	2	20	2.0	1.0	2.00	2.00	76	1540	0.50000V	-0.40212945	UNIFORM P-AXIS
40	0.600	500	2	20	2.0	1.0	2.00	2.00	80	1620	0.70000V	-0.39803955	UNIFORM P-AXIS
41	0.700	500	2	20	2.0	1.0	2.00	2.00	85	1720	0.95000V	-0.47106885	UNIFORM P-AXIS
42	0.800	500	2	20	2.0	1.0	2.00	2.00	60	1220	0.65000V	-0.40920220	UNIFORM P-AXIS
43	0.900	500	2	20	2.0	1.0	2.00	2.00	74	1500	0.40000V	-0.40471949	UNIFORM P-AXIS
44	1.000	500	2	20	2.0	1.0	2.00	2.00	74	1500	0.40000V	-0.40068500	UNIFORM P-AXIS
45	0.000	500	2	24	2.0	1.0	2.00	2.00	93	2256	0.40000V	-0.39872669	UNIFORM P-AXIS
46	0.100	500	2	24	2.0	1.0	2.00	2.00	75	1824	0.45000V	-0.39898701	UNIFORM P-AXIS
47	0.200	500	2	24	2.0	1.0	2.00	2.00	78	1896	0.60000V	-0.40251366	UNIFORM P-AXIS
48	0.300	500	2	24	2.0	1.0	2.00	2.00	114	2760	0.50000V	-0.41446304	UNIFORM P-AXIS
49	0.400	500	2	24	2.0	1.0	2.00	2.00	97	2352	0.60000V	-0.40190883	UNIFORM P-AXIS
50	0.500	500	2	24	2.0	1.0	2.00	2.00	79	1920	0.65000V	-0.40045620	UNIFORM P-AXIS
51	0.600	500	2	24	2.0	1.0	2.00	2.00	135	3264	0.60000V	-0.42255103	UNIFORM P-AXIS
52	0.700	500	2	24	2.0	1.0	2.00	2.00	74	1800	0.40000V	-0.41716267	UNIFORM P-AXIS
53	0.800	500	2	24	2.0	1.0	2.00	2.00	92	2232	0.35000V	-0.40648412	UNIFORM P-AXIS
54	0.900	500	2	24	2.0	1.0	2.00	2.00	77	1872	0.55000V	-0.40305464	UNIFORM P-AXIS
55	1.000	500	2	24	2.0	1.0	2.00	2.00	74	1800	0.40000V	-0.39811469	UNIFORM P-AXIS
56	0.000	500	2	28	2.0	1.0	2.00	2.00	111	3136	0.35000V	-0.40172094	UNIFORM P-AXIS
57	0.100	500	2	28	2.0	1.0	2.00	2.00	90	2548	0.25000V	-0.40193575	UNIFORM P-AXIS
58	0.200	500	2	28	2.0	1.0	2.00	2.00	101	2856	0.80000V	-0.39848716	UNIFORM P-AXIS
59	0.300	500	2	28	2.0	1.0	2.00	2.00	73	2072	0.35000V	-0.41375115	UNIFORM P-AXIS
60	0.400	500	2	28	2.0	1.0	2.00	2.00	60	1708	0.65000V	-0.40399916	UNIFORM P-AXIS
61	0.500	500	2	28	2.0	1.0	2.00	2.00	96	2716	0.55000V	-0.40467652	UNIFORM P-AXIS
62	0.600	500	2	28	2.0	1.0	2.00	2.00	60	1708	0.65000V	-0.40740570	UNIFORM P-AXIS
63	0.700	500	2	28	2.0	1.0	2.00	2.00	110	3108	0.30000V	-0.39803164	UNIFORM P-AXIS
64	0.800	500	2	28	2.0	1.0	2.00	2.00	106	2996	0.10000V	-0.39793899	UNIFORM P-AXIS
65	0.900	500	2	28	2.0	1.0	2.00	2.00	77	2184	0.55000V	-0.39935405	UNIFORM P-AXIS
66	1.000	500	2	28	2.0	1.0	2.00	2.00	93	2632	0.40000V	-0.39935800	UNIFORM P-AXIS

Total Function Evaluations: 108340

23	0.000	500	2	16	2.0	1.0	2.00	2.00	116	1872	0.60000V	-0.39790238	UNIFORM P-AXIS
----	-------	-----	---	----	-----	-----	------	------	-----	------	----------	-------------	----------------

F18

Run ID: 12-26-2009, 22:19:28

FUNCTION: F18

Run #	Gamma	Nt	Nd	Np	G	DelT	Alpha	Beta	#Steps	Neval	Frep	Fitness	Initial Probes
0	0.000	500	2	8	2.0	1.0	2.00	2.00	0	0	0.50000V	-9999.00000000	UNIFORM P-AXIS
1	0.000	500	2	8	2.0	1.0	2.00	2.00	78	632	0.60000V	-5.48169471	UNIFORM P-AXIS
2	0.100	500	2	8	2.0	1.0	2.00	2.00	134	1080	0.55000V	-84.78003234	UNIFORM P-AXIS
3	0.200	500	2	8	2.0	1.0	2.00	2.00	191	1536	0.55000V	-3.19822531	UNIFORM P-AXIS
4	0.300	500	2	8	2.0	1.0	2.00	2.00	79	640	0.65000V	-8.62285433	UNIFORM P-AXIS
5	0.400	500	2	8	2.0	1.0	2.00	2.00	403	3232	0.70000V	-84.47139703	UNIFORM P-AXIS
6	0.500	500	2	8	2.0	1.0	2.00	2.00	261	2096	0.25000V	-10.56054743	UNIFORM P-AXIS
7	0.600	500	2	8	2.0	1.0	2.00	2.00	135	1088	0.60000V	-4.98190912	UNIFORM P-AXIS
8	0.700	500	2	8	2.0	1.0	2.00	2.00	229	1840	0.55000V	-3.00130536	UNIFORM P-AXIS
9	0.800	500	2	8	2.0	1.0	2.00	2.00	73	2072	0.35000V	-89.42718008	UNIFORM P-AXIS
10	0.900	500	2	8	2.0	1.0	2.00	2.00	116	936	0.60000V	-8.57642421	UNIFORM P-AXIS
11	1.000	500	2	8	2.0	1.0	2.00	2.00	193	1552	0.65000V	-3.08573605	UNIFORM P-AXIS
12	0.000	500	2	12	2.0	1.0	2.00	2.00	78	948	0.60000V	-236.66437724	UNIFORM P-AXIS
13	0.100	500	2	12	2.0	1.0	2.00	2.00	263	3168	0.35000V	-3.00574349	UNIFORM P-AXIS
14	0.200	500	2	12	2.0	1.0	2.00	2.00	78	948	0.60000V	-57.61728445	UNIFORM P-AXIS
15	0.300	500	2	12	2.0	1.0	2.00	2.00	304	3660	0.50000V	-3.00017384	UNIFORM P-AXIS
16	0.400	500	2	12	2.0	1.0	2.00	2.00	154	1860	0.60000V	-3.55376552	UNIFORM P-AXIS
17	0.500	500	2	12	2.0	1.0	2.00	2.00	196	2364	0.80000V	-3.00014046	UNIFORM P-AXIS
18	0.600	500	2	12	2.0	1.0	2.00	2.00	154	1860	0.60000V	-6.35080630	UNIFORM P-AXIS
19	0.700	500	2	12	2.0	1.0	2.00	2.00	212	2556	0.65000V	-3.03478155	UNIFORM P-AXIS
20	0.800	500	2	12	2.0	1.0	2.00	2.00	78	948	0.60000V	-16.66444362	UNIFORM P-AXIS
21	0.900	500	2	12	2.0	1.0	2.00	2.00	99	1200	0.70000V	-6.52063755	UNIFORM P-AXIS
22	1.000	500	2	12	2.0	1.0	2.00	2.00	250	3012	0.65000V	-3.01375068	UNIFORM P-AXIS
23	0.000	500	2	16	2.0	1.0	2.00	2.00	78	1264	0.60000V	-22.18779159	UNIFORM P-AXIS
24	0.100	500	2	16	2.0	1.0	2.00	2.00	60	976	0.65000V	-16.89097168	UNIFORM P-AXIS
25	0.200	500	2	16	2.0	1.0	2.00	2.00	173	2784	0.60000V	-3.01613943	UNIFORM P-AXIS
26	0.300	500	2	16	2.0	1.0	2.00	2.00	79	1280	0.65000V	-76.69765275	UNIFORM P-AXIS
27	0.400	500	2	16	2.0	1.0	2.00	2.00	189	3040	0.45000V	-3.00972155	UNIFORM P-AXIS
28	0.500	500	2	16	2.0	1.0	2.00	2.00	191	3072	0.55000V	-6.65915188	UNIFORM P-AXIS
29	0.600	500	2	16	2.0	1.0	2.00	2.00	122	1968	0.90000V	-15.75050525	UNIFORM P-AXIS
30	0.700	500	2	16	2.0	1.0	2.00	2.00	60	976	0.65000V	-31.95935579	UNIFORM P-AXIS
31	0.800	500	2	16	2.0	1.0	2.00	2.00	95	1536	0.50000V	-49.88324658	UNIFORM P-AXIS
32	0.900	500	2	16	2.0	1.0	2.00	2.00	304	4880	0.50000V	-3.00045306	UNIFORM P-AXIS
33	1.000	500	2	16	2.0	1.0	2.00	2.00	318	5104	0.25000V	-3.00010350	UNIFORM P-AXIS
34	0.000	500	2	20	2.0	1.0	2.00	2.00	78	1580	0.60000V	-76.94725945	UNIFORM P-AXIS
35	0.100	500	2	20	2.0	1.0	2.00	2.00	116	2340	0.60000V	-3.12194540	UNIFORM P-AXIS
36	0.200	500	2	20	2.0	1.0	2.00	2.00	191	3840	0.55000V	-3.03175136	UNIFORM P-AXIS
37	0.300	500	2	20	2.0	1.0	2.00	2.00	78	1580	0.60000V	-182.65850920	UNIFORM P-AXIS
38	0.400	500	2	20	2.0	1.0	2.00	2.00	193	3880	0.65000V	-3.14860260	UNIFORM P-AXIS
39	0.500	500	2	20	2.0	1.0							

45	0.000	500	2	24	2.0	1.0	2.00	2.00	226	5448	0.40000V	-3.00031923	UNIFORM P-AXIS
46	0.100	500	2	24	2.0	1.0	2.00	2.00	78	1896	0.60000V	-9.06529259	UNIFORM P-AXIS
47	0.200	500	2	24	2.0	1.0	2.00	2.00	209	5040	0.50000V	-3.03088087	UNIFORM P-AXIS
48	0.300	500	2	24	2.0	1.0	2.00	2.00	79	1920	0.65000V	-30.56252660	UNIFORM P-AXIS
49	0.400	500	2	24	2.0	1.0	2.00	2.00	306	7368	0.60000V	-3.00075380	UNIFORM P-AXIS
50	0.500	500	2	24	2.0	1.0	2.00	2.00	248	5976	0.55000V	-3.00968878	UNIFORM P-AXIS
51	0.600	500	2	24	2.0	1.0	2.00	2.00	97	2352	0.60000V	-3.34890591	UNIFORM P-AXIS
52	0.700	500	2	24	2.0	1.0	2.00	2.00	246	5928	0.45000V	-3.01530923	UNIFORM P-AXIS
53	0.800	500	2	24	2.0	1.0	2.00	2.00	78	1896	0.60000V	-31.34561763	UNIFORM P-AXIS
54	0.900	500	2	24	2.0	1.0	2.00	2.00	60	1464	0.65000V	-3.00000000	UNIFORM P-AXIS
55	1.000	500	2	24	2.0	1.0	2.00	2.00	101	2448	0.80000V	-15.41042957	UNIFORM P-AXIS
56	0.000	500	2	28	2.0	1.0	2.00	2.00	266	7476	0.50000V	-3.00178783	UNIFORM P-AXIS
57	0.100	500	2	28	2.0	1.0	2.00	2.00	257	7224	0.05000V	-3.02198109	UNIFORM P-AXIS
58	0.200	500	2	28	2.0	1.0	2.00	2.00	60	1708	0.65000V	-102.95525789	UNIFORM P-AXIS
59	0.300	500	2	28	2.0	1.0	2.00	2.00	154	4340	0.60000V	-3.40567728	UNIFORM P-AXIS
60	0.400	500	2	28	2.0	1.0	2.00	2.00	79	2240	0.65000V	-40.28712313	UNIFORM P-AXIS
61	0.500	500	2	28	2.0	1.0	2.00	2.00	210	5908	0.55000V	-3.00034670	UNIFORM P-AXIS
62	0.600	500	2	28	2.0	1.0	2.00	2.00	79	2240	0.65000V	-32.25789818	UNIFORM P-AXIS
63	0.700	500	2	28	2.0	1.0	2.00	2.00	60	1708	0.65000V	-36.68532659	UNIFORM P-AXIS
64	0.800	500	2	28	2.0	1.0	2.00	2.00	60	1708	0.65000V	-14.65270155	UNIFORM P-AXIS
65	0.900	500	2	28	2.0	1.0	2.00	2.00	78	2212	0.60000V	-31.47896038	UNIFORM P-AXIS
66	1.000	500	2	28	2.0	1.0	2.00	2.00	282	7924	0.35000V	-3.00151179	UNIFORM P-AXIS

Total Function Evaluations: 180472

54	0.900	500	2	24	2.0	1.0	2.00	2.00	60	1464	0.65000V	-3.00000000	UNIFORM P-AXIS
----	-------	-----	---	----	-----	-----	------	------	----	------	----------	-------------	----------------

F19

Run ID: 12-26-2009, 23:57:27

FUNCTION: F19

Run #	Gamma	Nt	Nd	Np	G	DelT	Alpha	Beta	#Steps	Neval	Frep	Fitness	Initial Probes
0	0.000	500	3	12	2.0	1.0	2.00	2.00	0	0	0.50000V	-9999.00000000	UNIFORM P-AXIS
1	0.000	500	3	12	2.0	1.0	2.00	2.00	92	1116	0.35000V	3.81087000	UNIFORM P-AXIS
2	0.100	500	3	12	2.0	1.0	2.00	2.00	156	1884	0.70000V	3.80252096	UNIFORM P-AXIS
3	0.200	500	3	12	2.0	1.0	2.00	2.00	92	1116	0.35000V	3.85625317	UNIFORM P-AXIS
4	0.300	500	3	12	2.0	1.0	2.00	2.00	90	1092	0.25000V	3.82032439	UNIFORM P-AXIS
5	0.400	500	3	12	2.0	1.0	2.00	2.00	76	924	0.50000V	3.86157246	UNIFORM P-AXIS
6	0.500	500	3	12	2.0	1.0	2.00	2.00	77	936	0.55000V	3.84618140	UNIFORM P-AXIS
7	0.600	500	3	12	2.0	1.0	2.00	2.00	74	900	0.40000V	3.83838507	UNIFORM P-AXIS
8	0.700	500	3	12	2.0	1.0	2.00	2.00	112	1356	0.40000V	3.83554332	UNIFORM P-AXIS
9	0.800	500	3	12	2.0	1.0	2.00	2.00	60	732	0.65000V	3.84711642	UNIFORM P-AXIS
10	0.900	500	3	12	2.0	1.0	2.00	2.00	137	1656	0.70000V	3.85599159	UNIFORM P-AXIS
11	1.000	500	3	12	2.0	1.0	2.00	2.00	74	900	0.40000V	3.70557750	UNIFORM P-AXIS
12	0.000	500	3	18	2.0	1.0	2.00	2.00	149	2700	0.35000V	3.78695126	UNIFORM P-AXIS
13	0.100	500	3	18	2.0	1.0	2.00	2.00	91	1656	0.30000V	3.85424146	UNIFORM P-AXIS
14	0.200	500	3	18	2.0	1.0	2.00	2.00	249	4500	0.60000V	3.85002422	UNIFORM P-AXIS
15	0.300	500	3	18	2.0	1.0	2.00	2.00	93	1692	0.40000V	3.85668197	UNIFORM P-AXIS
16	0.400	500	3	18	2.0	1.0	2.00	2.00	90	1638	0.25000V	3.84336439	UNIFORM P-AXIS
17	0.500	500	3	18	2.0	1.0	2.00	2.00	77	1404	0.55000V	3.85075229	UNIFORM P-AXIS
18	0.600	500	3	18	2.0	1.0	2.00	2.00	356	6426	0.25000V	3.84476719	UNIFORM P-AXIS
19	0.700	500	3	18	2.0	1.0	2.00	2.00	114	2070	0.50000V	3.84820906	UNIFORM P-AXIS
20	0.800	500	3	18	2.0	1.0	2.00	2.00	114	2070	0.50000V	3.83793620	UNIFORM P-AXIS
21	0.900	500	3	18	2.0	1.0	2.00	2.00	93	1692	0.40000V	3.83173651	UNIFORM P-AXIS
22	1.000	500	3	18	2.0	1.0	2.00	2.00	116	2106	0.60000V	3.79007044	UNIFORM P-AXIS
23	0.000	500	3	24	2.0	1.0	2.00	2.00	103	2496	0.90000V	3.77571774	UNIFORM P-AXIS
24	0.100	500	3	24	2.0	1.0	2.00	2.00	193	4656	0.65000V	3.85998185	UNIFORM P-AXIS
25	0.200	500	3	24	2.0	1.0	2.00	2.00	60	1464	0.65000V	3.85827634	UNIFORM P-AXIS
26	0.300	500	3	24	2.0	1.0	2.00	2.00	112	2712	0.40000V	3.85863108	UNIFORM P-AXIS
27	0.400	500	3	24	2.0	1.0	2.00	2.00	61	1488	0.70000V	3.80982656	UNIFORM P-AXIS
28	0.500	500	3	24	2.0	1.0	2.00	2.00	275	6624	0.95000V	3.86090728	UNIFORM P-AXIS
29	0.600	500	3	24	2.0	1.0	2.00	2.00	94	2280	0.45000V	3.81276278	UNIFORM P-AXIS
30	0.700	500	3	24	2.0	1.0	2.00	2.00	75	1824	0.45000V	3.84748287	UNIFORM P-AXIS
31	0.800	500	3	24	2.0	1.0	2.00	2.00	77	1872	0.55000V	3.84487382	UNIFORM P-AXIS
32	0.900	500	3	24	2.0	1.0	2.00	2.00	117	2832	0.65000V	3.85440945	UNIFORM P-AXIS
33	1.000	500	3	24	2.0	1.0	2.00	2.00	111	2688	0.35000V	3.85064729	UNIFORM P-AXIS
34	0.000	500	3	30	2.0	1.0	2.00	2.00	74	2250	0.40000V	3.83941990	UNIFORM P-AXIS
35	0.100	500	3	30	2.0	1.0	2.00	2.00	113	3420	0.45000V	3.84742951	UNIFORM P-AXIS
36	0.200	500	3	30	2.0	1.0	2.00	2.00	231	6960	0.65000V	3.82489621	UNIFORM P-AXIS
37	0.300	500	3	30	2.0	1.0	2.00	2.00	77	2340	0.55000V	3.85474673	UNIFORM P-AXIS
38	0.400	500	3	30	2.0	1.0	2.00	2.00	60	1830	0.65000V	3.86095502	UNIFORM P-AXIS
39	0.500	500	3	30	2.0	1.0	2.00	2.00	174	5250	0.65000V	3.84955030	UNIFORM P-AXIS
40	0.600	500	3	30	2.0	1.0	2.00	2.00	96	2910	0.55000V	3.83954812	UNIFORM P-AXIS
41	0.700	500	3	30	2.0	1.0	2.00	2.00	96	2910	0.55000V	3.83746687	UNIFORM P-AXIS
42	0.800	500	3	30	2.0	1.0	2.00	2.00	272	8190	0.80000V	3.83739135	UNIFORM P-AXIS
43	0.900	500	3	30	2.0	1.0	2.00	2.00	60	1830	0.65000V	3.85079537	UNIFORM P-AXIS
44	1.000	500	3	30	2.0	1.0	2.00	2.00	231	6960	0.65000V	3.79786366	UNIFORM P-AXIS
45	0.000	500	3	36	2.0	1.0	2.00	2.00	60	2196	0.65000V	3.84685849	UNIFORM P-AXIS
46	0.100	500	3	36	2.0	1.0	2.00	2.00	60	2196	0.65000V	3.85060158	UNIFORM P-AXIS
47	0.200	500	3	36	2.0	1.0	2.00	2.00	108	3924	0.20000V	3.84686078	UNIFORM P-AXIS
48	0.300	500	3	36	2.0	1.0	2.00	2.00	76	2772	0.50000V	3.84532644	UNIFORM P-AXIS
49	0.400	500	3	36	2.0	1.0	2.00	2.00	79	2880	0.65000V	3.85460096	UNIFORM P-AXIS
50	0.500	500	3	36	2.0	1.0	2.00	2.00	113	4104	0.45000V	3.84320651	UNIFORM P-AXIS
51	0.600	500	3	36	2.0	1.0	2.00	2.00	74	2700	0.40000V	3.84383985	UNIFORM P-AXIS
52	0.700	500	3	36	2.0	1.0	2.00	2.00	286	10332	0.55000V	3.84332469	UNIFORM P-AXIS
53	0.800	500	3	36	2.0	1.0	2.00	2.00	96	3492	0.55000V	3.85185414	UNIFORM P-AXIS
54	0.900	500	3	36	2.0	1.0	2.00	2.00	94	3420	0.45000V	3.84805588	UNIFORM P-AXIS
55	1.000	500	3	36	2.0	1.0	2.00	2.00	126	4572	0.15000V	3.80228240	UNIFORM P-AXIS
56	0.000	500	3	42	2.0	1.0	2.00	2.00	60	2562	0.65000V	3.83661732	UNIFORM P-AXIS
57	0.100	500	3	42	2.0	1.0	2.00	2.00	79	3360	0.65000V	3.81761193	UNIFORM P-AXIS
58	0.200	500	3	42	2.0	1.0	2.00	2.00	74	3150	0.40000V	3.86268376	UNIFORM P-AXIS
59	0.300	500	3	42	2.0	1.0	2.00	2.00	101	4284	0.80000V	3.85655395	UNIFORM P-AXIS
60	0.400	500	3	42	2.0	1.0	2.00	2.00	111	4704	0.35000V	3.84157656	UNIFORM P-AXIS
61	0.500	500	3	42	2.0	1.0	2.00	2.00	60	2562	0.65000V	3.85432960	UNIFORM P-AXIS
62	0.600	500	3	42	2.0	1.0	2.00	2.00	93	3948	0.40000V	3.83483193	UNIFORM P-AXIS
63	0.700	500	3	42	2.0	1.0	2.00	2.00	60	2562	0.65000V	3.85431079	UNIFORM P-AXIS
64	0.800	500	3	42	2.0	1.0	2.00	2.00	112	4746	0.40000V	3.84765623	UNIFORM P-AXIS
65	0.900	500	3	42	2.0	1.0	2.00	2.00	77	3276	0.55000V	3.85815731	UNIFORM P-AXIS
66	1.000	500	3	42	2.0	1.0	2.00	2.00	146	6174	0.20000V	3.84384847	UNIFORM P-AXIS

F20

Run ID: 12-27-2009, 00:00:52

FUNCTION: F20

Run #	Gamma	Nt	Nd	Np	G	DelT	Alpha	Beta	#Steps	Neval	Frep	Fitness	Initial Probes
0	0.000	500	6	24	2.0	1.0	2.00	2.00	0	0	0.50000V	-9999.00000000	UNIFORM P-AXIS
1	0.000	500	6	24	2.0	1.0	2.00	2.00	154	3720	0.60000V	1.79481098	UNIFORM P-AXIS
2	0.100	500	6	24	2.0	1.0	2.00	2.00	168	4056	0.35000V	3.29593022	UNIFORM P-AXIS
3	0.200	500	6	24	2.0	1.0	2.00	2.00	124	3000	0.05000V	3.31976377	UNIFORM P-AXIS
4	0.300	500	6	24	2.0	1.0	2.00	2.00	250	6024	0.65000V	3.29485054	UNIFORM P-AXIS
5	0.400	500	6	24	2.0	1.0	2.00	2.00	284	6840	0.45000V	3.31728832	UNIFORM P-AXIS
6	0.500	500	6	24	2.0	1.0	2.00	2.00	129	3120	0.30000V	3.31388945	UNIFORM P-AXIS
7	0.600	500	6	24	2.0	1.0	2.00	2.00	250	6024	0.65000V	3.28047153	UNIFORM P-AXIS
8	0.700	500	6	24	2.0	1.0	2.00	2.00	284	6840	0.45000V	3.15797322	UNIFORM P-AXIS
9	0.800	500	6	24	2.0	1.0	2.00	2.00	162	3912	0.05000V	3.25303766	UNIFORM P-AXIS
10	0.900	500	6	24	2.0	1.0	2.00	2.00	142	3432	0.95000V	1.44877557	UNIFORM P-AXIS
11	1.000	500	6	24	2.0	1.0	2.00	2.00	214	5160	0.75000V	3.21996273	UNIFORM P-AXIS
12	0.000	500	6	36	2.0	1.0	2.00	2.00	250	9036	0.65000V	3.30877277	UNIFORM P-AXIS
13	0.100	500	6	36	2.0	1.0	2.00	2.00	194	7020	0.70000V	3.31923851	UNIFORM P-AXIS
14	0.200	500	6	36	2.0	1.0	2.00	2.00	175	6336	0.70000V	3.31659640	UNIFORM P-AXIS
15	0.300	500	6	36	2.0	1.0	2.00	2.00	191	6912	0.55000V	3.30506311	UNIFORM P-AXIS
16	0.400	500	6	36	2.0	1.0	2.00	2.00	175	6336	0.70000V	3.28854629	UNIFORM P-AXIS
17	0.500	500	6	36	2.0	1.0	2.00	2.00	231	8352	0.65000V	3.31583530	UNIFORM P-AXIS
18	0.600	500	6	36	2.0	1.0	2.00	2.00	155	5616	0.65000V	3.11598206	UNIFORM P-AXIS
19	0.700	500	6	36	2.0	1.0	2.00	2.00	232	8388	0.70000V	3.13277320	UNIFORM P-AXIS
20	0.800	500	6	36	2.0	1.0	2.00	2.00	193	6984	0.65000V	3.31407408	UNIFORM P-AXIS
21	0.900	500	6	36	2.0	1.0	2.00	2.00	109	3960	0.25000V	0.63932000	UNIFORM P-AXIS
22	1.000	500	6	36	2.0	1.0	2.00	2.00	179	6480	0.90000V	3.26629451	UNIFORM P-AXIS
23	0.000	500	6	48	2.0	1.0	2.00	2.00	250	12048	0.65000V	3.32048934	UNIFORM P-AXIS
24	0.100	500	6	48	2.0	1.0	2.00	2.00	213	10272	0.70000V	3.31842289	UNIFORM P-AXIS
25	0.200	500	6	48	2.0	1.0	2.00	2.00	193	9312	0.65000V	3.31716803	UNIFORM P-AXIS
26	0.300	500	6	48	2.0	1.0	2.00	2.00	277	13344	0.10000V	3.31881259	UNIFORM P-AXIS
27	0.400	500	6	48	2.0	1.0	2.00	2.00	231	11136	0.65000V	3.31690037	UNIFORM P-AXIS
28	0.500	500	6	48	2.0	1.0	2.00	2.00	286	13776	0.55000V	3.31917080	UNIFORM P-AXIS
29	0.600	500	6	48	2.0	1.0	2.00	2.00	151	7296	0.45000V	3.12577992	UNIFORM P-AXIS
30	0.700	500	6	48	2.0	1.0	2.00	2.00	168	8112	0.35000V	3.13969728	UNIFORM P-AXIS
31	0.800	500	6	48	2.0	1.0	2.00	2.00	144	6960	0.10000V	3.31609910	UNIFORM P-AXIS
32	0.900	500	6	48	2.0	1.0	2.00	2.00	180	8688	0.95000V	0.21817480	UNIFORM P-AXIS
33	1.000	500	6	48	2.0	1.0	2.00	2.00	250	12048	0.65000V	3.16479410	UNIFORM P-AXIS
34	0.000	500	6	60	2.0	1.0	2.00	2.00	134	8100	0.55000V	3.31699991	UNIFORM P-AXIS
35	0.100	500	6	60	2.0	1.0	2.00	2.00	193	11640	0.65000V	3.31372407	UNIFORM P-AXIS
36	0.200	500	6	60	2.0	1.0	2.00	2.00	126	7620	0.15000V	3.31638228	UNIFORM P-AXIS
37	0.300	500	6	60	2.0	1.0	2.00	2.00	139	8400	0.80000V	3.31640953	UNIFORM P-AXIS
38	0.400	500	6	60	2.0	1.0	2.00	2.00	145	8760	0.15000V	3.31306608	UNIFORM P-AXIS
39	0.500	500	6	60	2.0	1.0	2.00	2.00	251	15120	0.70000V	3.31365808	UNIFORM P-AXIS
40	0.600	500	6	60	2.0	1.0	2.00	2.00	249	15000	0.60000V	3.31607817	UNIFORM P-AXIS
41	0.700	500	6	60	2.0	1.0	2.00	2.00	158	9540	0.80000V	3.17449059	UNIFORM P-AXIS
42	0.800	500	6	60	2.0	1.0	2.00	2.00	193	11640	0.65000V	3.32110070	UNIFORM P-AXIS
43	0.900	500	6	60	2.0	1.0	2.00	2.00	167	10080	0.30000V	0.23623635	UNIFORM P-AXIS
44	1.000	500	6	60	2.0	1.0	2.00	2.00	282	16980	0.35000V	3.26645604	UNIFORM P-AXIS
45	0.000	500	6	72	2.0	1.0	2.00	2.00	193	13968	0.65000V	3.31934262	UNIFORM P-AXIS
46	0.100	500	6	72	2.0	1.0	2.00	2.00	157	11376	0.75000V	3.31520000	UNIFORM P-AXIS
47	0.200	500	6	72	2.0	1.0	2.00	2.00	250	18072	0.65000V	3.31085989	UNIFORM P-AXIS
48	0.300	500	6	72	2.0	1.0	2.00	2.00	250	18072	0.65000V	3.32173273	UNIFORM P-AXIS
49	0.400	500	6	72	2.0	1.0	2.00	2.00	250	18072	0.65000V	3.30166220	UNIFORM P-AXIS
50	0.500	500	6	72	2.0	1.0	2.00	2.00	230	16632	0.60000V	3.31879682	UNIFORM P-AXIS
51	0.600	500	6	72	2.0	1.0	2.00	2.00	267	19296	0.55000V	3.31773563	UNIFORM P-AXIS
52	0.700	500	6	72	2.0	1.0	2.00	2.00	160	11592	0.90000V	3.17735937	UNIFORM P-AXIS
53	0.800	500	6	72	2.0	1.0	2.00	2.00	227	16416	0.45000V	3.31701910	UNIFORM P-AXIS
54	0.900	500	6	72	2.0	1.0	2.00	2.00	174	12600	0.65000V	3.25654442	UNIFORM P-AXIS
55	1.000	500	6	72	2.0	1.0	2.00	2.00	270	19512	0.70000V	3.31105409	UNIFORM P-AXIS
56	0.000	500	6	84	2.0	1.0	2.00	2.00	283	23856	0.40000V	3.31541041	UNIFORM P-AXIS
57	0.100	500	6	84	2.0	1.0	2.00	2.00	160	13524	0.90000V	3.31043298	UNIFORM P-AXIS
58	0.200	500	6	84	2.0	1.0	2.00	2.00	206	17388	0.35000V	3.31145519	UNIFORM P-AXIS
59	0.300	500	6	84	2.0	1.0	2.00	2.00	103	8736	0.90000V	3.32074934	UNIFORM P-AXIS
60	0.400	500	6	84	2.0	1.0	2.00	2.00	231	19488	0.65000V	3.32093772	UNIFORM P-AXIS
61	0.500	500	6	84	2.0	1.0	2.00	2.00	249	21000	0.60000V	3.29768846	UNIFORM P-AXIS
62	0.600	500	6	84	2.0	1.0	2.00	2.00	250	21084	0.65000V	3.31956844	UNIFORM P-AXIS
63	0.700	500	6	84	2.0	1.0	2.00	2.00	99	8400	0.70000V	3.18238200	UNIFORM P-AXIS
64	0.800	500	6	84	2.0	1.0	2.00	2.00	165	13944	0.20000V	3.31971372	UNIFORM P-AXIS
65	0.900	500	6	84	2.0	1.0	2.00	2.00	268	22596	0.60000V	3.30768144	UNIFORM P-AXIS
66	1.000	500	6	84	2.0	1.0	2.00	2.00	251	21168	0.70000V	3.30198521	UNIFORM P-AXIS
Total Function Evaluations:										730212			
48	0.300	500	6	72	2.0	1.0	2.00	2.00	250	18072	0.65000V	3.32173273	UNIFORM P-AXIS

F21

Run ID: 12-27-2009, 00:08:36

FUNCTION: F21

Run #	Gamma	Nt	Nd	Np	G	DelT	Alpha	Beta	#Steps	Neval	Frep	Fitness	Initial Probes
0	0.000	500	4	16	2.0	1.0	2.00	2.00	0	0	0.50000V	-9999.00000000	UNIFORM P-AXIS
1	0.000	500	4	16	2.0	1.0	2.00	2.00	60	976	0.65000V	0.27311534	UNIFORM P-AXIS
2	0.100	500	4	16	2.0	1.0	2.00	2.00	96	1552	0.55000V	5.04133435	UNIFORM P-AXIS
3	0.200	500	4	16	2.0	1.0	2.00	2.00	138	2224	0.75000V	0.45919710	UNIFORM P-AXIS
4	0.300	500	4	16	2.0	1.0	2.00	2.00	138	2224	0.75000V	0.67224136	UNIFORM P-AXIS
5	0.400	500	4	16	2.0	1.0	2.00	2.00	172	2768	0.55000V	10.14144490	UNIFORM P-AXIS
6	0.500	500	4	16	2.0	1.0	2.00	2.00	156	2512	0.70000V	0.61614905	UNIFORM P-AXIS
7	0.600	500	4	16	2.0	1.0	2.00	2.00	272	4368	0.80000V	10.14663737	UNIFORM P-AXIS
8	0.700	500	4	16	2.0	1.0	2.00	2.00	60	976	0.65000V	0.53087283	UNIFORM P-AXIS
9	0.800	500	4	16	2.0	1.0	2.00	2.00	96	1552	0.55000V	4.85279463	UNIFORM P-AXIS
10	0.900	500	4	16	2.0	1.0	2.00	2.00	196	3152	0.80000V	1.25937046	UNIFORM P-AXIS
11	1.000	500	4	16	2.0	1.0	2.00	2.00	191	3072	0.55000V	10.14038367	UNIFORM P-AXIS
12	0.000	500	4	24	2.0	1.0	2.00	2.00	171	4128	0.50000V	5.05394549	UNIFORM P-AXIS
13	0.100	500	4	24	2.0	1.0	2.00	2.00	127	3072	0.20000V	10.15293741	UNIFORM P-AXIS
14	0.200	500	4	24	2.0	1.0	2.00	2.00	173	4176	0.60000V	10.15309558	UNIFORM P-AXIS
15	0.300	500	4	24	2.0	1.0	2.00	2.00	153	3696	0.55000V	1.97500752	UNIFORM P-AXIS
16	0.400	500	4	24	2.0	1.0	2.00	2.00	78	1896	0.60000V	10.15319585	UNIFORM P-AXIS

17	0.500	500	4	24	2.0	1.0	2.00	2.00	60	1464	0.65000V	0.57297331	UNIFORM P-AXIS
18	0.600	500	4	24	2.0	1.0	2.00	2.00	500	12024	0.80000V	8.82793293	UNIFORM P-AXIS
19	0.700	500	4	24	2.0	1.0	2.00	2.00	174	4200	0.65000V	0.53158719	UNIFORM P-AXIS
20	0.800	500	4	24	2.0	1.0	2.00	2.00	117	2832	0.65000V	10.14658660	UNIFORM P-AXIS
21	0.900	500	4	24	2.0	1.0	2.00	2.00	208	5016	0.45000V	2.05090467	UNIFORM P-AXIS
22	1.000	500	4	24	2.0	1.0	2.00	2.00	204	4920	0.25000V	10.15142802	UNIFORM P-AXIS
23	0.000	500	4	32	2.0	1.0	2.00	2.00	134	4320	0.55000V	5.04863711	UNIFORM P-AXIS
24	0.100	500	4	32	2.0	1.0	2.00	2.00	96	3104	0.55000V	5.05472330	UNIFORM P-AXIS
25	0.200	500	4	32	2.0	1.0	2.00	2.00	138	4448	0.75000V	0.42839721	UNIFORM P-AXIS
26	0.300	500	4	32	2.0	1.0	2.00	2.00	212	6816	0.65000V	0.85458904	UNIFORM P-AXIS
27	0.400	500	4	32	2.0	1.0	2.00	2.00	114	3680	0.50000V	10.15296968	UNIFORM P-AXIS
28	0.500	500	4	32	2.0	1.0	2.00	2.00	60	1952	0.65000V	0.58456509	UNIFORM P-AXIS
29	0.600	500	4	32	2.0	1.0	2.00	2.00	98	3168	0.65000V	5.02590739	UNIFORM P-AXIS
30	0.700	500	4	32	2.0	1.0	2.00	2.00	60	1952	0.65000V	0.53137912	UNIFORM P-AXIS
31	0.800	500	4	32	2.0	1.0	2.00	2.00	75	2432	0.45000V	10.02571078	UNIFORM P-AXIS
32	0.900	500	4	32	2.0	1.0	2.00	2.00	176	5664	0.75000V	1.02391414	UNIFORM P-AXIS
33	1.000	500	4	32	2.0	1.0	2.00	2.00	74	2400	0.40000V	10.14076773	UNIFORM P-AXIS
34	0.000	500	4	40	2.0	1.0	2.00	2.00	151	6080	0.45000V	5.05281229	UNIFORM P-AXIS
35	0.100	500	4	40	2.0	1.0	2.00	2.00	99	4000	0.70000V	5.05441601	UNIFORM P-AXIS
36	0.200	500	4	40	2.0	1.0	2.00	2.00	194	7800	0.70000V	0.46731350	UNIFORM P-AXIS
37	0.300	500	4	40	2.0	1.0	2.00	2.00	229	9200	0.55000V	7.93894966	UNIFORM P-AXIS
38	0.400	500	4	40	2.0	1.0	2.00	2.00	153	6160	0.55000V	10.15163190	UNIFORM P-AXIS
39	0.500	500	4	40	2.0	1.0	2.00	2.00	60	2440	0.65000V	0.58586398	UNIFORM P-AXIS
40	0.600	500	4	40	2.0	1.0	2.00	2.00	94	3800	0.45000V	10.15158968	UNIFORM P-AXIS
41	0.700	500	4	40	2.0	1.0	2.00	2.00	60	2440	0.65000V	0.53087293	UNIFORM P-AXIS
42	0.800	500	4	40	2.0	1.0	2.00	2.00	273	10960	0.85000V	10.12002071	UNIFORM P-AXIS
43	0.900	500	4	40	2.0	1.0	2.00	2.00	196	7880	0.80000V	4.11351704	UNIFORM P-AXIS
44	1.000	500	4	40	2.0	1.0	2.00	2.00	135	5440	0.60000V	10.15035466	UNIFORM P-AXIS
45	0.000	500	4	48	2.0	1.0	2.00	2.00	249	12000	0.60000V	5.05432308	UNIFORM P-AXIS
46	0.100	500	4	48	2.0	1.0	2.00	2.00	190	9168	0.50000V	10.15273852	UNIFORM P-AXIS
47	0.200	500	4	48	2.0	1.0	2.00	2.00	193	9312	0.65000V	0.47276129	UNIFORM P-AXIS
48	0.300	500	4	48	2.0	1.0	2.00	2.00	158	7632	0.80000V	1.95052494	UNIFORM P-AXIS
49	0.400	500	4	48	2.0	1.0	2.00	2.00	252	12144	0.75000V	10.15205928	UNIFORM P-AXIS
50	0.500	500	4	48	2.0	1.0	2.00	2.00	60	2928	0.65000V	0.58526200	UNIFORM P-AXIS
51	0.600	500	4	48	2.0	1.0	2.00	2.00	118	5712	0.70000V	10.14685194	UNIFORM P-AXIS
52	0.700	500	4	48	2.0	1.0	2.00	2.00	60	2928	0.65000V	0.53140202	UNIFORM P-AXIS
53	0.800	500	4	48	2.0	1.0	2.00	2.00	80	3888	0.70000V	5.09974140	UNIFORM P-AXIS
54	0.900	500	4	48	2.0	1.0	2.00	2.00	174	8400	0.65000V	1.94704742	UNIFORM P-AXIS
55	1.000	500	4	48	2.0	1.0	2.00	2.00	167	8064	0.30000V	10.15311224	UNIFORM P-AXIS
56	0.000	500	4	56	2.0	1.0	2.00	2.00	246	13832	0.45000V	5.05171296	UNIFORM P-AXIS
57	0.100	500	4	56	2.0	1.0	2.00	2.00	78	4424	0.60000V	5.05389514	UNIFORM P-AXIS
58	0.200	500	4	56	2.0	1.0	2.00	2.00	176	9912	0.75000V	0.47849329	UNIFORM P-AXIS
59	0.300	500	4	56	2.0	1.0	2.00	2.00	161	9072	0.95000V	1.97272695	UNIFORM P-AXIS
60	0.400	500	4	56	2.0	1.0	2.00	2.00	60	3416	0.65000V	10.11176011	UNIFORM P-AXIS
61	0.500	500	4	56	2.0	1.0	2.00	2.00	60	3416	0.65000V	0.58434919	UNIFORM P-AXIS
62	0.600	500	4	56	2.0	1.0	2.00	2.00	80	4536	0.70000V	10.09567420	UNIFORM P-AXIS
63	0.700	500	4	56	2.0	1.0	2.00	2.00	60	3416	0.65000V	0.53103979	UNIFORM P-AXIS
64	0.800	500	4	56	2.0	1.0	2.00	2.00	106	5992	0.10000V	10.14160544	UNIFORM P-AXIS
65	0.900	500	4	56	2.0	1.0	2.00	2.00	209	11760	0.50000V	5.08969804	UNIFORM P-AXIS
66	1.000	500	4	56	2.0	1.0	2.00	2.00	103	5824	0.90000V	10.15317755	UNIFORM P-AXIS

Total Function Evaluations: 336712

16	0.400	500	4	24	2.0	1.0	2.00	2.00	78	1896	0.60000V	10.15319585	UNIFORM P-AXIS
----	-------	-----	---	----	-----	-----	------	------	----	------	----------	-------------	----------------

F22

Run ID: 12-27-2009, 00:12:14

FUNCTION: F22

Run #	Gamma	Nt	Nd	Np	G	DelT	Alpha	Beta	#Steps	Neval	Frep	Fitness	Initial Probes
0	0.000	500	4	16	2.0	1.0	2.00	2.00	0	0	0.50000V	-9999.00000000	UNIFORM P-AXIS
1	0.000	500	4	16	2.0	1.0	2.00	2.00	60	976	0.65000V	0.29361829	UNIFORM P-AXIS
2	0.100	500	4	16	2.0	1.0	2.00	2.00	203	3264	0.20000V	10.26261276	UNIFORM P-AXIS
3	0.200	500	4	16	2.0	1.0	2.00	2.00	138	2224	0.75000V	0.50537915	UNIFORM P-AXIS
4	0.300	500	4	16	2.0	1.0	2.00	2.00	157	2528	0.75000V	0.95497293	UNIFORM P-AXIS
5	0.400	500	4	16	2.0	1.0	2.00	2.00	291	4672	0.80000V	10.40284412	UNIFORM P-AXIS
6	0.500	500	4	16	2.0	1.0	2.00	2.00	218	3504	0.95000V	1.00484226	UNIFORM P-AXIS
7	0.600	500	4	16	2.0	1.0	2.00	2.00	117	1888	0.65000V	5.12591666	UNIFORM P-AXIS
8	0.700	500	4	16	2.0	1.0	2.00	2.00	60	976	0.65000V	0.57542458	UNIFORM P-AXIS
9	0.800	500	4	16	2.0	1.0	2.00	2.00	177	2948	0.80000V	5.11317026	UNIFORM P-AXIS
10	0.900	500	4	16	2.0	1.0	2.00	2.00	175	2816	0.70000V	1.19582715	UNIFORM P-AXIS
11	1.000	500	4	16	2.0	1.0	2.00	2.00	216	3472	0.85000V	10.39966301	UNIFORM P-AXIS
12	0.000	500	4	24	2.0	1.0	2.00	2.00	182	4392	0.10000V	5.07724293	UNIFORM P-AXIS
13	0.100	500	4	24	2.0	1.0	2.00	2.00	96	2328	0.55000V	5.08627190	UNIFORM P-AXIS
14	0.200	500	4	24	2.0	1.0	2.00	2.00	144	3480	0.10000V	10.40264736	UNIFORM P-AXIS
15	0.300	500	4	24	2.0	1.0	2.00	2.00	207	4992	0.40000V	1.24076642	UNIFORM P-AXIS
16	0.400	500	4	24	2.0	1.0	2.00	2.00	130	3144	0.35000V	10.40281884	UNIFORM P-AXIS
17	0.500	500	4	24	2.0	1.0	2.00	2.00	194	4680	0.70000V	0.98671234	UNIFORM P-AXIS
18	0.600	500	4	24	2.0	1.0	2.00	2.00	153	3696	0.55000V	10.39418334	UNIFORM P-AXIS
19	0.700	500	4	24	2.0	1.0	2.00	2.00	194	4680	0.70000V	0.59488646	UNIFORM P-AXIS
20	0.800	500	4	24	2.0	1.0	2.00	2.00	91	2208	0.30000V	10.40286059	UNIFORM P-AXIS
21	0.900	500	4	24	2.0	1.0	2.00	2.00	193	4656	0.65000V	1.91215458	UNIFORM P-AXIS
22	1.000	500	4	24	2.0	1.0	2.00	2.00	116	2808	0.60000V	10.35044377	UNIFORM P-AXIS
23	0.000	500	4	32	2.0	1.0	2.00	2.00	180	5792	0.95000V	5.08311858	UNIFORM P-AXIS
24	0.100	500	4	32	2.0	1.0	2.00	2.00	329	10560	0.80000V	10.40175889	UNIFORM P-AXIS
25	0.200	500	4	32	2.0	1.0	2.00	2.00	138	4448	0.75000V	0.48151911	UNIFORM P-AXIS
26	0.300	500	4	32	2.0	1.0	2.00	2.00	139	4480	0.80000V	0.87836043	UNIFORM P-AXIS
27	0.400	500	4	32	2.0	1.0	2.00	2.00	60	1952	0.65000V	10.35599982	UNIFORM P-AXIS
28	0.500	500	4	32	2.0	1.0	2.00	2.00	176	5664	0.75000V	0.89227405	UNIFORM P-AXIS
29	0.600	500	4	32	2.0	1.0	2.00	2.00	110	3552	0.30000V	5.12666016	UNIFORM P-AXIS
30	0.700	500	4	32	2.0	1.0	2.00	2.00	60	1952	0.65000V	0.57306071	UNIFORM P-AXIS
31	0.800	500	4	32	2.0	1.0	2.00	2.00	178	5728	0.85000V	10.40070098	UNIFORM P-AXIS
32	0.900	500	4	32	2.0	1.0	2.00	2.00	177	5696	0.80000V	0.84664455	UNIFORM P-AXIS
33	1.000	500	4	32	2.0	1.0	2.00	2.00	226	7264	0.40000V	10.40258245	UNIFORM P-AXIS
34	0.000	500	4	40	2.0	1.0	2.00	2.00	134	5400	0.55000V	5.08672034	UNIFORM P-AXIS
35	0.100	500	4	40	2.0	1.0	2.00	2.00	123	4960	0.95000V	10.40267265	UNIFORM P-AXIS
36	0.200	500	4	40	2.0	1.0	2.00	2.00	138	5560	0.75000V	0.48686581	UNIFORM P-AXIS
37	0.300	500	4	40	2.0	1.0	2.00	2.00	176	7080	0.75000V	1.51013313	UNIFORM P-AXIS
38	0.400	500	4	40	2.0	1.0	2.00	2.00	167	6720	0.30000V	10.39925385</	

45	0.000	500	4	48	2.0	1.0	2.00	2.00	176	8496	0.75000V	5.08636835	UNIFORM P-AXIS
46	0.100	500	4	48	2.0	1.0	2.00	2.00	131	6336	0.40000V	5.08612144	UNIFORM P-AXIS
47	0.200	500	4	48	2.0	1.0	2.00	2.00	143	6912	0.05000V	0.48654928	UNIFORM P-AXIS
48	0.300	500	4	48	2.0	1.0	2.00	2.00	165	7968	0.20000V	4.44538707	UNIFORM P-AXIS
49	0.400	500	4	48	2.0	1.0	2.00	2.00	124	6000	0.05000V	10.40044163	UNIFORM P-AXIS
50	0.500	500	4	48	2.0	1.0	2.00	2.00	155	7488	0.65000V	1.39721189	UNIFORM P-AXIS
51	0.600	500	4	48	2.0	1.0	2.00	2.00	207	9984	0.40000V	10.39959118	UNIFORM P-AXIS
52	0.700	500	4	48	2.0	1.0	2.00	2.00	60	2928	0.65000V	0.57423457	UNIFORM P-AXIS
53	0.800	500	4	48	2.0	1.0	2.00	2.00	86	4176	0.05000V	10.39514139	UNIFORM P-AXIS
54	0.900	500	4	48	2.0	1.0	2.00	2.00	178	8592	0.85000V	2.14526622	UNIFORM P-AXIS
55	1.000	500	4	48	2.0	1.0	2.00	2.00	163	7872	0.10000V	10.40265915	UNIFORM P-AXIS
56	0.000	500	4	56	2.0	1.0	2.00	2.00	231	12992	0.65000V	5.07298037	UNIFORM P-AXIS
57	0.100	500	4	56	2.0	1.0	2.00	2.00	344	19320	0.60000V	10.40232156	UNIFORM P-AXIS
58	0.200	500	4	56	2.0	1.0	2.00	2.00	213	11984	0.70000V	0.50205717	UNIFORM P-AXIS
59	0.300	500	4	56	2.0	1.0	2.00	2.00	240	13496	0.15000V	6.54548019	UNIFORM P-AXIS
60	0.400	500	4	56	2.0	1.0	2.00	2.00	130	7336	0.35000V	10.40282272	UNIFORM P-AXIS
61	0.500	500	4	56	2.0	1.0	2.00	2.00	154	8680	0.60000V	1.40129961	UNIFORM P-AXIS
62	0.600	500	4	56	2.0	1.0	2.00	2.00	209	11760	0.50000V	10.40172732	UNIFORM P-AXIS
63	0.700	500	4	56	2.0	1.0	2.00	2.00	60	3416	0.65000V	0.57352478	UNIFORM P-AXIS
64	0.800	500	4	56	2.0	1.0	2.00	2.00	111	6272	0.35000V	5.12730501	UNIFORM P-AXIS
65	0.900	500	4	56	2.0	1.0	2.00	2.00	225	12656	0.35000V	5.12155298	UNIFORM P-AXIS
66	1.000	500	4	56	2.0	1.0	2.00	2.00	166	9352	0.25000V	10.40279968	UNIFORM P-AXIS

Total Function Evaluations: 386176

20	0.800	500	4	24	2.0	1.0	2.00	2.00	91	2208	0.30000V	10.40286059	UNIFORM P-AXIS
----	-------	-----	---	----	-----	-----	------	------	----	------	----------	-------------	----------------

F23

Run ID: 12-27-2009, 00:16:12

FUNCTION: F23

Run #	Gamma	Nt	Nd	Np	G	DelT	Alpha	Beta	#Steps	Neval	Frep	Fitness	Initial Probes
0	0.000	500	4	16	2.0	1.0	2.00	2.00	0	0	0.50000V	-9999.00000000	UNIFORM P-AXIS
1	0.000	500	4	16	2.0	1.0	2.00	2.00	60	976	0.65000V	0.32172905	UNIFORM P-AXIS
2	0.100	500	4	16	2.0	1.0	2.00	2.00	137	2208	0.70000V	10.51946328	UNIFORM P-AXIS
3	0.200	500	4	16	2.0	1.0	2.00	2.00	138	2224	0.75000V	0.55435306	UNIFORM P-AXIS
4	0.300	500	4	16	2.0	1.0	2.00	2.00	157	2528	0.75000V	1.07283233	UNIFORM P-AXIS
5	0.400	500	4	16	2.0	1.0	2.00	2.00	140	2256	0.85000V	10.53615023	UNIFORM P-AXIS
6	0.500	500	4	16	2.0	1.0	2.00	2.00	231	3712	0.65000V	1.14397265	UNIFORM P-AXIS
7	0.600	500	4	16	2.0	1.0	2.00	2.00	111	1792	0.35000V	2.86919827	UNIFORM P-AXIS
8	0.700	500	4	16	2.0	1.0	2.00	2.00	60	976	0.65000V	0.65227664	UNIFORM P-AXIS
9	0.800	500	4	16	2.0	1.0	2.00	2.00	132	2128	0.45000V	5.17558057	UNIFORM P-AXIS
10	0.900	500	4	16	2.0	1.0	2.00	2.00	241	3872	0.20000V	1.33159419	UNIFORM P-AXIS
11	1.000	500	4	16	2.0	1.0	2.00	2.00	131	2112	0.40000V	10.53532965	UNIFORM P-AXIS
12	0.000	500	4	24	2.0	1.0	2.00	2.00	194	4680	0.70000V	5.10962539	UNIFORM P-AXIS
13	0.100	500	4	24	2.0	1.0	2.00	2.00	310	7464	0.80000V	10.53629238	UNIFORM P-AXIS
14	0.200	500	4	24	2.0	1.0	2.00	2.00	69	1680	0.15000V	5.10013673	UNIFORM P-AXIS
15	0.300	500	4	24	2.0	1.0	2.00	2.00	162	3912	0.05000V	1.51972338	UNIFORM P-AXIS
16	0.400	500	4	24	2.0	1.0	2.00	2.00	135	3264	0.60000V	10.53628373	UNIFORM P-AXIS
17	0.500	500	4	24	2.0	1.0	2.00	2.00	182	4392	0.10000V	1.13540741	UNIFORM P-AXIS
18	0.600	500	4	24	2.0	1.0	2.00	2.00	413	9936	0.25000V	10.53581352	UNIFORM P-AXIS
19	0.700	500	4	24	2.0	1.0	2.00	2.00	176	4248	0.75000V	0.72542885	UNIFORM P-AXIS
20	0.800	500	4	24	2.0	1.0	2.00	2.00	93	2256	0.40000V	10.53632019	UNIFORM P-AXIS
21	0.900	500	4	24	2.0	1.0	2.00	2.00	174	4200	0.65000V	2.06446347	UNIFORM P-AXIS
22	1.000	500	4	24	2.0	1.0	2.00	2.00	190	4584	0.50000V	10.53152157	UNIFORM P-AXIS
23	0.000	500	4	32	2.0	1.0	2.00	2.00	182	5856	0.10000V	5.11195183	UNIFORM P-AXIS
24	0.100	500	4	32	2.0	1.0	2.00	2.00	191	6144	0.55000V	10.53233518	UNIFORM P-AXIS
25	0.200	500	4	32	2.0	1.0	2.00	2.00	138	4448	0.75000V	0.52798028	UNIFORM P-AXIS
26	0.300	500	4	32	2.0	1.0	2.00	2.00	147	4736	0.25000V	1.00075402	UNIFORM P-AXIS
27	0.400	500	4	32	2.0	1.0	2.00	2.00	60	1952	0.65000V	10.47302654	UNIFORM P-AXIS
28	0.500	500	4	32	2.0	1.0	2.00	2.00	176	5664	0.75000V	1.03683311	UNIFORM P-AXIS
29	0.600	500	4	32	2.0	1.0	2.00	2.00	76	2464	0.50000V	5.11476720	UNIFORM P-AXIS
30	0.700	500	4	32	2.0	1.0	2.00	2.00	60	1952	0.65000V	0.64610891	UNIFORM P-AXIS
31	0.800	500	4	32	2.0	1.0	2.00	2.00	208	6688	0.45000V	10.53519865	UNIFORM P-AXIS
32	0.900	500	4	32	2.0	1.0	2.00	2.00	183	5888	0.15000V	1.98038727	UNIFORM P-AXIS
33	1.000	500	4	32	2.0	1.0	2.00	2.00	232	7456	0.70000V	10.53612921	UNIFORM P-AXIS
34	0.000	500	4	40	2.0	1.0	2.00	2.00	339	13600	0.35000V	5.12842148	UNIFORM P-AXIS
35	0.100	500	4	40	2.0	1.0	2.00	2.00	171	6880	0.50000V	10.51343276	UNIFORM P-AXIS
36	0.200	500	4	40	2.0	1.0	2.00	2.00	192	7720	0.60000V	0.56506609	UNIFORM P-AXIS
37	0.300	500	4	40	2.0	1.0	2.00	2.00	171	6880	0.50000V	2.46078960	UNIFORM P-AXIS
38	0.400	500	4	40	2.0	1.0	2.00	2.00	226	9080	0.40000V	10.53311786	UNIFORM P-AXIS
39	0.500	500	4	40	2.0	1.0	2.00	2.00	269	10800	0.65000V	1.05309681	UNIFORM P-AXIS
40	0.600	500	4	40	2.0	1.0	2.00	2.00	117	4720	0.65000V	10.16796476	UNIFORM P-AXIS
41	0.700	500	4	40	2.0	1.0	2.00	2.00	60	2440	0.65000V	0.65227664	UNIFORM P-AXIS
42	0.800	500	4	40	2.0	1.0	2.00	2.00	81	3280	0.75000V	10.52269113	UNIFORM P-AXIS
43	0.900	500	4	40	2.0	1.0	2.00	2.00	176	7080	0.75000V	4.37301283	UNIFORM P-AXIS
44	1.000	500	4	40	2.0	1.0	2.00	2.00	129	5200	0.30000V	10.48509321	UNIFORM P-AXIS
45	0.000	500	4	48	2.0	1.0	2.00	2.00	152	7344	0.50000V	5.12815383	UNIFORM P-AXIS
46	0.100	500	4	48	2.0	1.0	2.00	2.00	74	3600	0.40000V	10.52851278	UNIFORM P-AXIS
47	0.200	500	4	48	2.0	1.0	2.00	2.00	138	6672	0.75000V	0.53841817	UNIFORM P-AXIS
48	0.300	500	4	48	2.0	1.0	2.00	2.00	193	9312	0.65000V	3.30001202	UNIFORM P-AXIS
49	0.400	500	4	48	2.0	1.0	2.00	2.00	112	5424	0.40000V	10.53439920	UNIFORM P-AXIS
50	0.500	500	4	48	2.0	1.0	2.00	2.00	157	7584	0.75000V	1.46710892	UNIFORM P-AXIS
51	0.600	500	4	48	2.0	1.0	2.00	2.00	97	4704	0.60000V	5.10176153	UNIFORM P-AXIS
52	0.700	500	4	48	2.0	1.0	2.00	2.00	60	2928	0.65000V	0.65302072	UNIFORM P-AXIS
53	0.800	500	4	48	2.0	1.0	2.00	2.00	322	15504	0.45000V	10.53096318	UNIFORM P-AXIS
54	0.900	500	4	48	2.0	1.0	2.00	2.00	176	8496	0.75000V	1.85678248	UNIFORM P-AXIS
55	1.000	500	4	48	2.0	1.0	2.00	2.00	251	12096	0.70000V	10.53165877	UNIFORM P-AXIS
56	0.000	500	4	56	2.0	1.0	2.00	2.00	217	12208	0.90000V	5.11016962	UNIFORM P-AXIS
57	0.100	500	4	56	2.0	1.0	2.00	2.00	208	11704	0.45000V	10.53571364	UNIFORM P-AXIS
58	0.200	500	4	56	2.0	1.0	2.00	2.00	74	4200	0.40000V	0.51919113	UNIFORM P-AXIS
59	0.300	500	4	56	2.0	1.0	2.00	2.00	229	12880	0.55000V	7.31576150	UNIFORM P-AXIS
60	0.400	500	4	56	2.0	1.0	2.00	2.00	145	8176	0.15000V	10.53546357	UNIFORM P-AXIS
61	0.500	500	4	56	2.0	1.0	2.00	2.00	157	8848	0.75000V	1.52874747	UNIFORM P-AXIS
62	0.600	500	4	56	2.0	1.0	2.00	2.00	179	10080	0.90000V	10.53625126	UNIFORM P-AXIS
63	0.700	500	4	56	2.0	1.0	2.00	2.00	60	3416	0.65000V	0.64916466	UNIFORM P-AXIS
64	0.800	500	4	56	2.0	1.0	2.00	2.00	141	7952	0.90000V	5.17550217	UNIFORM P-AXIS
65	0.900	500	4	56	2.0	1.0	2.00	2.00	329	18480	0.80000V	5.17556929	UNIFORM P-AXIS
66	1.000	500	4	56	2.0	1.0	2.00	2.00	113	6384	0.45000		

Appendix 3: CFO Source Code

```
'Program 'CFO_12-25-09.BAS' compiled with
'Power Basic/Windows Compiler 9.0

'LAST MOD 12-26-2009 ~1349 HRS EST

'CHANGES MADE TO "CFO_11-26-09.BAS" TO CREATE THIS VERSION
'WHICH IS USED FOR arXiv SUBMISSION #2:
' (1). OUTER LOOP Np/Nd = 2 to MaxProbesPerAxis by 2 ADDED
' (2). Np IGNORED & ARRAYS REDIMENSIONED AS REQUIRED BY (1).

'NOTE: ALL PEM FUNCTIONS HAVE WIRE RADIUS SET TO 0.00001LAMBDA
'=====

'THIS PROGRAM IMPLEMENTS A SIMPLE VERSION OF "CENTRAL
'FORCE OPTIMIZATION." IT IS DISTRIBUTED FREE OF CHARGE
'TO INCREASE AWARENESS OF CFO AND TO ENCOURAGE EXPERI-
'MENTATION WITH THE ALGORITHM.

'CFO IS A MULTIDIMENSIONAL SEARCH AND OPTIMIZATION
'ALGORITHM THAT LOCATES THE GLOBAL MAXIMA OF A FUNCTION.
'UNLIKE MOST OTHER ALGORITHMS, CFO IS COMPLETELY DETERMIN-
'ISTIC, SO THAT EVERY RUN WITH THE SAME SETUP PRODUCES
'THE SAME RESULTS.

'Please email questions, comments, and significant
'results to: CFO_questions@yahoo.com. Thanks!

'(c) 2006-2009 Richard A. Formato

'ALL RIGHTS RESERVED WORLDWIDE

'THIS PROGRAM IS FREWARE. IT MAY BE COPIED AND
'DISTRIBUTED WITHOUT LIMITATION AS LONG AS THIS
'COPYRIGHT NOTICE AND THE GNUPLOT AND REFERENCE
'INFORMATION BELOW ARE INCLUDED WITHOUT MODIFICATION,
'AND AS LONG AS NO FEE OR COMPENSATION IS CHARGED,
'INCLUDING "TIE-IN" OR "BUNDLING" FEES CHARGED FOR
'OTHER PRODUCTS.

'=====

'THIS PROGRAM REQUIRES wgnuplot.exe TO DISPLAY PLOTS.
'Gnuplot is a copyrighted freeware plotting program
'available at http://www.gnuplot.info/index.html.

'=====

'REFERENCES
'-----
'1. "Central Force Optimization: A New Metaheuristic with Applications in Applied Electromagnetics,"
' Progress in Electromagnetics Research, PIER 77, 425-491, 2007 (online).
'Abstract - Central Force Optimization (CFO) is a new deterministic multi-dimensional search
'metaheuristic based on the metaphor of gravitational kinematics. It models "probes" that "fly"
'through the decision space by analogy to masses moving under the influence of gravity. Equations
'are developed for the probes' positions and accelerations using the analogy of particle motion
'in a gravitational field. In the physical universe, objects traveling through three-dimensional
'space become trapped in close orbits around highly gravitating masses, which is analogous to
'locating the maximum value of an objective function. In the CFO metaphor, "mass" is a user-defined
'function of the value of the objective function to be maximized. CFO is readily implemented in a
'compact computer program, and sample pseudocode is presented. As tests of CFO's effectiveness,
'an equalizer is designed for the well-known Fano load, and a 32-element linear array is synthesized.
'CFO results are compared to several other optimization methods.

'2. "Central Force Optimization: A New Nature Inspired Computational Framework for Multidimensional
'Search and Optimization," Studies in Computational Intelligence (SCI), vol. 129, 221-238 (2008),
' www.springerlink.com, Springer-Verlag Berlin Heidelberg 2008.
'Abstract - This paper presents Central Force Optimization, a novel, nature inspired, deterministic
'search metaheuristic for constrained multi-dimensional optimization. CFO is based on the metaphor
'of gravitational kinematics. Equations are presented for the positions and accelerations experienced
'by "probes" that "fly" through the decision space by analogy to masses moving under the influence of
'gravity. In the physical universe, probe satellites become trapped in close orbits around highly
'gravitating masses. In the CFO analogy, "mass" corresponds to a user-defined function of the value
'of an objective function to be maximized. CFO is a simple algorithm that is easily implemented in
'a compact computer program. A typical CFO implementation is applied to several test functions.
'CFO exhibits very good performance, suggesting that it merits further study.

'3. "Central Force Optimisation: A New Gradient-Like Metaheuristic for Multidimensional Search and
' Optimisation," International Journal of Bio-Inspired Computation, vol. 1, no. 4, 217-238 (2009),
'Abstract: This paper introduces Central Force Optimization, a novel, Nature-inspired, deterministic
'search metaheuristic for constrained multidimensional optimization in highly multimodal, smooth, or
'discontinuous decision spaces. CFO is based on the metaphor of gravitational kinematics. The
'algorithm searches a decision space by "flying" its "probes" through the space by analogy to masses
'moving through physical space under the influence of gravity. Equations are developed for the probes'
'positions and accelerations using the gravitational metaphor. Small objects in our Universe can become
'trapped in close orbits around highly gravitating masses. In "CFO space" probes are attracted to "masses"
'created by a user-defined function of the value of an objective function to be maximized. CFO may be
'thought of in terms of a vector "force field" or, loosely, as a "generalized gradient" methodology
'because the force of gravity can be computed as the gradient of a scalar potential. The CFO algorithm
'is simple and easily implemented in a compact computer program. Its effectiveness is demonstrated by
'running CFO against several widely used benchmark functions. The algorithm exhibits very good performance,
'suggesting that it merits further study.

'4. "Central Force Optimization: A New Gradient-Like Optimization Metaheuristic," OPSEARCH, Journal
' of the Operational Research Society of India, vol. 46, no. 1, 25-51, 2009, Springer India.
'Abstract: This paper introduces Central Force Optimization as a new, Nature-inspired metaheuristic
'for multidimensional search and optimization based on the metaphor of gravitational kinematics. CFO is a
'"gradient-like" deterministic algorithm that explores a decision space by "flying" a group of "probes"
'whose trajectories are governed by equations analogous to the equations of gravitational motion in the
'physical Universe. This paper suggests the possibility of creating a new "hyperspace directional derivative"
'using the Unit Step function t7o create positive-definite "masses" in "CFO space." A simple CFO implementation
'is tested against several recognized benchmark functions with excellent results, suggesting that CFO merits
'further investigation.

'5. "Synthesis of Antenna Arrays Using Central Force Optimization," Mosharaka International Conference
' on Communications, Computers and Applications, MIC-CPE 2009.
'Abstract: Central force optimization (CFO) technique is a new deterministic multi-dimensional
'search metaheuristic based on an analogy to classical particle kinematics in a gravitational
'field. CFO is a simple technique and is still in its infancy. To enhance its global search
'ability while keeping its simplicity, a new selection part is introduced in this paper. CFO
'is briefly presented and applied in the design of linear antenna array and the modified CFO
```

'is applied to the design of circular array. The results are compared with those obtained using other evolutionary optimization techniques.

'6. "Central Force Optimization and NEOs - First Cousins?" Journal of Multiple Valued Logic and Soft Computing (to be published)
'Abstract: Central Force Optimization is a new deterministic multidimensional search and optimization algorithm based on the metaphor of gravitational kinematics. This paper describes CFO and suggests some possible directions for its future development. Because CFO is deterministic, it is more computationally efficient than stochastic algorithms and may lend itself well to "parameter tuning" implementations. But, like all deterministic algorithms, CFO is prone to local trapping. Oscillation in CFO's Davy curve appears to be a reliable harbinger of trapping. And there seems to be a reasonable basis for believing that trapping can be handled deterministically using the theory of gravitationally trapped Near Earth Objects. Deterministic mitigation of local trapping would be a major step forward in optimization theory. Finally, CFO may be thought of as a "gradient-like" algorithm utilizing the Unit Step function as a critical element, and it is suggested that a useful, new derivative-like mathematical construct might be defined based on the Unit Step.

'7. "Array Synthesis and Antenna Benchmark Performance Using Central Force Optimization," IET (UK) (in review)
'Abstract: Central force optimization (CFO) is a new deterministic multi-dimensional search metaheuristic based on an analogy to classical particle kinematics in a gravitational field. CFO is a simple technique that is still in its infancy. This paper evaluates CFO's performance and provides further examples of its effectiveness by applying it to a set of "real world" antenna benchmarks and to pattern synthesis for linear and circular array antennas. A new selection scheme is introduced that enhances CFO's global search ability while maintaining its simplicity. The improved CFO algorithm is applied to the design of a circular array with very good results. CFO's performance on the antenna benchmarks and the synthesis problems is compared to that of other evolutionary optimization techniques.

#COMPILE EXE

#DIM ALL

%USEMACROS = 1

#INCLUDE "Win32API.inc"

DEFEXT A-Z

'----- EQUATES -----

%IDC_FRAME1 = 101
%IDC_FRAME2 = 102

%IDC_Function_Number1 = 121
%IDC_Function_Number2 = 122
%IDC_Function_Number3 = 123
%IDC_Function_Number4 = 124
%IDC_Function_Number5 = 125
%IDC_Function_Number6 = 126
%IDC_Function_Number7 = 127
%IDC_Function_Number8 = 128
%IDC_Function_Number9 = 129
%IDC_Function_Number10 = 130
%IDC_Function_Number11 = 131
%IDC_Function_Number12 = 132
%IDC_Function_Number13 = 133
%IDC_Function_Number14 = 134
%IDC_Function_Number15 = 135
%IDC_Function_Number16 = 136
%IDC_Function_Number17 = 137
%IDC_Function_Number18 = 138
%IDC_Function_Number19 = 139
%IDC_Function_Number20 = 140
%IDC_Function_Number21 = 141
%IDC_Function_Number22 = 142
%IDC_Function_Number23 = 143
%IDC_Function_Number24 = 144
%IDC_Function_Number25 = 145
%IDC_Function_Number26 = 146
%IDC_Function_Number27 = 147
%IDC_Function_Number28 = 148
%IDC_Function_Number29 = 149
%IDC_Function_Number30 = 150
%IDC_Function_Number31 = 151
%IDC_Function_Number32 = 152
%IDC_Function_Number33 = 153
%IDC_Function_Number34 = 154
%IDC_Function_Number35 = 155
%IDC_Function_Number36 = 156
%IDC_Function_Number37 = 157
%IDC_Function_Number38 = 158
%IDC_Function_Number39 = 159
%IDC_Function_Number40 = 160
%IDC_Function_Number41 = 161
%IDC_Function_Number42 = 162
%IDC_Function_Number43 = 163
%IDC_Function_Number44 = 164
%IDC_Function_Number45 = 165
%IDC_Function_Number46 = 166
%IDC_Function_Number47 = 167
%IDC_Function_Number48 = 168
%IDC_Function_Number49 = 169
%IDC_Function_Number50 = 170

'----- GLOBAL CONSTANTS & SYMBOLS -----

GLOBAL Aij() AS EXT 'array for Shekel's Foxholes function
GLOBAL EulerConst, Pi, Pi2, Pi4, TwoPi, FourPi, e, Root2 AS EXT 'mathematical constants
GLOBAL Alphabet\$, Digits\$, RunID\$ 'upper/lower case alphabet, digits 0-9 & Run ID
GLOBAL Quote\$, SpecialCharacters\$ 'quotation mark & special symbols
GLOBAL Mu0, Eps0, c, eta0 AS EXT 'E&M constants
GLOBAL Rad2Deg, Deg2Rad, Feet2Meters, Meters2Feet, Inches2Meters, Meters2Inches AS EXT 'conversion factors
GLOBAL Miles2Meters, Meters2Miles, NautMi2Meters, Meters2NautMi AS EXT 'conversion factors
GLOBAL ScreenWidth&, ScreenHeight& 'screen width & height
GLOBAL xOffsets&, yOffsets& 'offsets for probe plot windows

```

GLOBAL FunctionNumber%
GLOBAL AddNoiseToPEM2$

'----- TEST FUNCTION DECLARATIONS -----
DECLARE FUNCTION F1(R(),Nd%,p%,j%)          'F1 (n-D)
DECLARE FUNCTION F2(R(),Nd%,p%,j%)          'F2 (n-D)
DECLARE FUNCTION F3(R(),Nd%,p%,j%)          'F3 (n-D)
DECLARE FUNCTION F4(R(),Nd%,p%,j%)          'F4 (n-D)
DECLARE FUNCTION F5(R(),Nd%,p%,j%)          'F5 (n-D)
DECLARE FUNCTION F6(R(),Nd%,p%,j%)          'F6 (n-D)
DECLARE FUNCTION F7(R(),Nd%,p%,j%)          'F7 (n-D)
DECLARE FUNCTION F8(R(),Nd%,p%,j%)          'F8 (n-D)
DECLARE FUNCTION F9(R(),Nd%,p%,j%)          'F9 (n-D)
DECLARE FUNCTION F10(R(),Nd%,p%,j%)         'F10 (n-D)
DECLARE FUNCTION F11(R(),Nd%,p%,j%)         'F11 (n-D)
DECLARE FUNCTION F12(R(),Nd%,p%,j%)         'F12 (n-D)
DECLARE FUNCTION F13(R(),Nd%,p%,j%)         'F13 (n-D)
DECLARE FUNCTION F14(R(),Nd%,p%,j%)         'F14 (n-D)
DECLARE FUNCTION F15(R(),Nd%,p%,j%)         'F15 (n-D)
DECLARE FUNCTION F16(R(),Nd%,p%,j%)         'F16 (n-D)
DECLARE FUNCTION F17(R(),Nd%,p%,j%)         'F17 (n-D)
DECLARE FUNCTION F18(R(),Nd%,p%,j%)         'F18 (n-D)
DECLARE FUNCTION F19(R(),Nd%,p%,j%)         'F19 (n-D)
DECLARE FUNCTION F20(R(),Nd%,p%,j%)         'F20 (n-D)
DECLARE FUNCTION F21(R(),Nd%,p%,j%)         'F21 (n-D)
DECLARE FUNCTION F22(R(),Nd%,p%,j%)         'F22 (n-D)
DECLARE FUNCTION F23(R(),Nd%,p%,j%)         'F23 (n-D)
DECLARE FUNCTION F24(R(),Nd%,p%,j%)         'F24 (n-D)
DECLARE FUNCTION F25(R(),Nd%,p%,j%)         'F25 (n-D)
DECLARE FUNCTION F26(R(),Nd%,p%,j%)         'F26 (n-D)
DECLARE FUNCTION F27(R(),Nd%,p%,j%)         'F27 (n-D)
DECLARE FUNCTION ParrottF4(R(),Nd%,p%,j%)    'Parrott F4 (1-D)
DECLARE FUNCTION SGO(R(),Nd%,p%,j%)         'SGO Function (2-D)
DECLARE FUNCTION GoldsteinPrice(R(),Nd%,p%,j%) 'Goldstein-Price Function (2-D)
DECLARE FUNCTION StepFunction(R(),Nd%,p%,j%) 'Step Function (n-D)
DECLARE FUNCTION Schwefel1226(R(),Nd%,p%,j%) 'Schwefel Prob. 2.26 (n-D)
DECLARE FUNCTION Colville(R(),Nd%,p%,j%)     'Colville Function (4-D)
DECLARE FUNCTION Griewank(R(),Nd%,p%,j%)     'Griewank (n-D)
DECLARE FUNCTION Himmelblau(R(),Nd%,p%,j%)   'Himmelblau (2-D)
DECLARE FUNCTION PBM_1(R(),Nd%,p%,j%)        'PBM Benchmark #1
DECLARE FUNCTION PBM_2(R(),Nd%,p%,j%)        'PBM Benchmark #2
DECLARE FUNCTION PBM_3(R(),Nd%,p%,j%)        'PBM Benchmark #3
DECLARE FUNCTION PBM_4(R(),Nd%,p%,j%)        'PBM Benchmark #4
DECLARE FUNCTION PBM_5(R(),Nd%,p%,j%)        'PBM Benchmark #5

'----- SUB DECLARATIONS -----
DECLARE SUB GetTestFunctionNumber(FunctionName$)
DECLARE SUB FillArrayAij
DECLARE SUB ResetDecisionSpaceBoundaries(Nd%,XiMin(),XiMax(),StartingXiMin(),StartingXiMax())
DECLARE SUB Plot3DbestProbeTrajectories(NumTrajectories%,M(),R(),XiMin(),XiMax(),Np%,Nd%,LastStep%,FunctionName$)
DECLARE SUB Plot2DbestProbeTrajectories(NumTrajectories%,M(),R(),XiMin(),XiMax(),Np%,Nd%,LastStep%,FunctionName$)
DECLARE SUB Plot2DindividualProbeTrajectories(NumTrajectories%,M(),R(),XiMin(),XiMax(),Np%,Nd%,LastStep%,FunctionName$)
DECLARE SUB SelectTestFunction(FunctionName$)
DECLARE SUB Show2Dprobes(R(),Np%,Nt%,j%,XiMin(),XiMax(),Frep,BestFitness,BestProbeNumber%,BestTimeStep%,FunctionName$,RepositionFactor$,Gamma)
DECLARE SUB StatusWindow(FunctionName$,StatusWindowHandle???)
DECLARE SUB
DisplayRunParameters(FunctionName$,Nd%,Np%,Nt%,G,DeltaT,Alpha,Beta,Frep,R(),A(),M(),PlaceInitialProbes$,InitialAcceleration$,RepositionFactor$,RunCF
O$,ShrinkDS$,CheckForEarlyTermination$)
DECLARE SUB GetBestFitness(M(),Np%,StepNumber%,BestFitness,BestProbeNumber%,BestTimeStep%)

```

```

DECLARE SUB
TabulateDProbeCoordinates (MaxDProbesPlotted%, Nd%, Np%, LastStep%, G, DeltaT, Alpha, Beta, Frep, R(), M(), PlaceInitialProbes$, InitialAcceleration$, RepositionFactor$, FunctionName$, Gamma)

DECLARE SUB
GetPlotAnnotation (PlotAnnotation$, Nd%, Np%, Nt%, G, DeltaT, Alpha, Beta, Frep, M(), PlaceInitialProbes$, InitialAcceleration$, RepositionFactor$, FunctionName$, Gamma)

DECLARE SUB
ChangeRunParameters (NumProbesPerDimension%, Np%, Nd%, Nt%, G, Alpha, Beta, DeltaT, Frep, PlaceInitialProbes$, InitialAcceleration$, RepositionFactor$, FunctionName$, Gamma)

DECLARE SUB CLEANUP

DECLARE SUB DisplayBestFitness (Np%, Nd%, LastStep%, M(), R(), BestFitnessProbeNumber%, BestFitnessTimeStep%, FunctionName$)

DECLARE SUB
PlotDProbePositions (MaxDProbesPlotted%, Nd%, Np%, LastStep%, G, DeltaT, Alpha, Beta, Frep, R(), M(), PlaceInitialProbes$, InitialAcceleration$, RepositionFactor$, FunctionName$, Gamma)

DECLARE SUB DisplayMmatrix (Np%, Nt%, M())

DECLARE SUB DisplayMmatrixThisTimeStep (Np%, j%, M())

DECLARE SUB DisplayAmatrix (Np%, Nd%, Nt%, A())

DECLARE SUB DisplayAmatrixThisTimeStep (Np%, Nd%, j%, A())

DECLARE SUB DisplayRmatrix (Np%, Nd%, Nt%, R())

DECLARE SUB DisplayRmatrixThisTimeStep (Np%, Nd%, j%, R())

DECLARE SUB DisplayXiMinMax (Nd%, XiMin(), XiMax())

DECLARE SUB DisplayRunParameters2 (FunctionName$, Nd%, Np%, Nt%, G, DeltaT, Alpha, Beta, Frep, PlaceInitialProbes$, InitialAcceleration$, RepositionFactor$)

DECLARE SUB
PlotBestProbeVsTimeStep (Nd%, Np%, LastStep%, G, DeltaT, Alpha, Beta, Frep, M(), PlaceInitialProbes$, InitialAcceleration$, RepositionFactor$, FunctionName$, Gamma)

DECLARE SUB
PlotBestFitnessEvolution (Nd%, Np%, LastStep%, G, DeltaT, Alpha, Beta, Frep, M(), PlaceInitialProbes$, InitialAcceleration$, RepositionFactor$, FunctionName$, Gamma)

DECLARE SUB
PlotAverageDistance (Nd%, Np%, LastStep%, G, DeltaT, Alpha, Beta, Frep, M(), PlaceInitialProbes$, InitialAcceleration$, RepositionFactor$, FunctionName$, R(), DiagLength, Gamma)

DECLARE SUB Plot2Dfunction (FunctionName$, XiMin(), XiMax(), R())

DECLARE SUB Plot1Dfunction (FunctionName$, XiMin(), XiMax(), R())

DECLARE SUB
GetFunctionRunParameters (FunctionName$, Nd%, Np%, Nt%, G, DeltaT, Alpha, Beta, Frep, R(), A(), M(), XiMin(), XiMax(), StartingXiMin(), StartingXiMax(), _
DiagLength, PlaceInitialProbes$, InitialAcceleration$, RepositionFactor$)

DECLARE SUB InitialProbeDistribution (Np%, Nd%, Nt%, XiMin(), XiMax(), R(), PlaceInitialProbes$, Gamma)

DECLARE SUB InitialProbeAccelerations (Np%, Nd%, A(), InitialAcceleration$, MaxInitialRandomAcceleration, MaxInitialFixedAcceleration)

DECLARE SUB RetrieveErrantProbes (Np%, Nd%, j%, XiMin(), XiMax(), R(), M(), RepositionFactor$, Frep)

DECLARE SUB CFO (Nd%, Np%, Nt%, G, DeltaT, Alpha, Beta, Frep, R(), A(), M(), XiMin(), XiMax(), DiagLength, PlaceInitialProbes$, InitialAcceleration$, _
RepositionFactor$, FunctionName$, LastSteps, CheckForEarlyTermination$, BestFitnessThisRun, RunNumber%, NumRuns%, Gamma, BestOverallFitness, ShrinkDSS, MaxProbesPerAxis$, MinProbesPerAxis$)

DECLARE SUB ThreeDplot (PlotFileName$, PlotTitle$, Annotation$, xCoord$, yCoord$, zCoord$, _
XaxisLabel$, YaxisLabel$, ZaxisLabel$, zMin$, zMax$, GnuPlotEXES$, AS$)

DECLARE SUB ThreeDplot2 (PlotFileName$, PlotTitle$, Annotation$, xCoord$, yCoord$, zCoord$, XaxisLabel$, _
YaxisLabel$, ZaxisLabel$, zMin$, zMax$, GnuPlotEXES$, AS$, xStart$, xStop$, yStart$, yStop$)

DECLARE SUB TwoDplot (PlotFileName$, PlotTitle$, xCoord$, yCoord$, XaxisLabel$, YaxisLabel$, _
LogXaxis$, LogYaxis$, xMin$, xMax$, yMin$, yMax$, xTics$, yTics$, GnuPlotEXES$, LineType$, Annotation$)

DECLARE SUB TwoDplot2Curves (PlotFileName1$, PlotFileName2$, PlotTitle$, Annotation$, xCoord$, yCoord$, XaxisLabel$, YaxisLabel$, _
LogXaxis$, LogYaxis$, xMin$, xMax$, yMin$, yMax$, xTics$, yTics$, GnuPlotEXES$, LineSize)

DECLARE SUB TwoDplot3curves (NumCurves$, PlotFileName1$, PlotFileName2$, PlotFileName3$, PlotTitle$, Annotation$, xCoord$, yCoord$, XaxisLabel$, YaxisLabel$, _
LogXaxis$, LogYaxis$, xMin$, xMax$, yMin$, yMax$, xTics$, yTics$, GnuPlotEXES$)

DECLARE SUB CreateGnuPlotINIfile (PlotWindowULC_X%, PlotWindowULC_Y%, PlotWindowWidth%, PlotWindowHeight%)

DECLARE SUB Delay (NumSecs)

DECLARE SUB MathematicalConstants

DECLARE SUB AlphabetAndDigits

DECLARE SUB SpecialSymbols

DECLARE SUB EMconstants

DECLARE SUB ConversionFactors

DECLARE SUB ShowConstants

'----- FUNCTION DECLARATIONS -----

DECLARE CALLBACK FUNCTION DlgProc

DECLARE FUNCTION HasFITNESSsaturated$ (Nsteps%, j%, Np%, Nd%, M(), R(), DiagLength)

DECLARE FUNCTION HasDAVGsaturated$ (Nsteps%, j%, Np%, Nd%, M(), R(), DiagLength)

DECLARE FUNCTION OscillationInDavg$ (j%, Np%, Nd%, M(), R(), DiagLength)

DECLARE FUNCTION DavgThisStep$ (j%, Np%, Nd%, M(), R(), DiagLength)

DECLARE FUNCTION NoSpaces$ (X, NumDigits%)

DECLARE FUNCTION FormatFP$ (X, Ndigits%)

```

```

DECLARE FUNCTION FormatInteger$(M%)
DECLARE FUNCTION TerminateNowForSaturation$(j%,Nd%,Np%,Nt%,G,DeltaT,Alpha,Beta,R(),A(),M())
DECLARE FUNCTION MagVector(V(),N%)
DECLARE FUNCTION UniformDeviate(u&&)
DECLARE FUNCTION RandomNum(a,b)
DECLARE FUNCTION GaussianDeviate(Mu,Sigma)
DECLARE FUNCTION UnitStep(X)
DECLARE FUNCTION Fibonacci&&(N%)
DECLARE FUNCTION ObjectiveFunction(R(),Nd%,p%,j%,FunctionName$)
DECLARE FUNCTION UnitStep(X)

'=====
'----- MAIN PROGRAM -----
FUNCTION PBMAIN () AS LONG
' ----- CFO Parameters -----
LOCAL Nd%, Np%, Nt%
LOCAL G, DeltaT, Alpha, Beta, Frep AS EXT
LOCAL PlaceInitialProbes$, InitialAcceleration$, RepositionFactor$
LOCAL R(), A(), M() AS EXT 'position, acceleration & fitness matrices
LOCAL XiMin(), XiMax(), StartingXiMin(), StartingXiMax() AS EXT 'decision space boundaries
LOCAL FunctionName$ 'name of objective function
LOCAL DiagLength AS EXT
' ----- Miscellaneous Setup Parameters -----
LOCAL StartingG, StartingDeltaT, StartingAlpha, StartingBeta, StartingFrep AS EXT
LOCAL N%, i%, YN%
LOCAL A$
LOCAL NumRuns%, RunNumber%, BestRunNumber%, TotalFunctionEvaluations&&, AbsoluteRunNumber%
LOCAL Gamma, StartingGamma, StoppingGamma, BestFitnessThisRun, BestOverallFitness AS EXT
LOCAL NumTrajectories%
LOCAL Max1DprobesPlotted%
LOCAL BestFitnessProbeNumber%, BestFitnessTimeStep%, BestNumProbes%, MaxProbesPerAxis%, MinProbesPerAxis%, NumProbesPerAxis%
LOCAL RunCFO$
LOCAL StatusWindowHandle???
LOCAL LastSteps%
LOCAL CheckForEarlyTermination$ 'early termination checking? (YES/NO)
LOCAL ShrinkDS$ 'adaptively shrink DS? (YES/NO)
' ----- Global Constants -----
REDIM Aij(1 TO 2, 1 TO 25) '(GLOBAL array for Shekel's Foxholes function)
CALL FillArrayAij
CALL MathematicalConstants 'NOTE: Calling order is important!!
CALL AlphabetAndDigits
CALL SpecialSymbols
CALL EMconstants
CALL ConversionFactors ' : CALL ShowConstants 'to verify constants have been set
xOffset& = 20 : yOffset& = 20 'offsets for successive probe position plots
' ----- General Setup -----
RANDOMIZE TIMER 'seed random number generator with program start time
DESKTOP GET SIZE TO ScreenWidth&, ScreenHeight& 'get screen size (global variables)
IF DIR$("wgnuplot.exe") = "" THEN
MSGBOX("WARNING! 'wgnuplot.exe' not found. Run terminated.") : EXIT FUNCTION
END IF
' ----- NEC Files Required for PBM Antenna Benchmarks -----
IF DIR$("n41_2k1.exe") = "" THEN
MSGBOX("WARNING! 'n41_2k1.exe' not found. Run terminated.") : EXIT FUNCTION
END IF
N% = FREEFILE : OPEN "FILE_MSG.DAT" FOR OUTPUT AS #N% : PRINT #N%, "YES" : CLOSE #N%
N% = FREEFILE : OPEN "FILE_MSG.DAT" FOR OUTPUT AS #N% : PRINT #N%, "NO" : CLOSE #N%
N% = FREEFILE : OPEN "NHSCALE.DAT" FOR OUTPUT AS #N% : PRINT #N%, "0.00001" : CLOSE #N%

```

```

IF DIR$("ProbeCoordinates.DAT") <> "" THEN KILL "ProbeCoordinates.DAT" 'get rid of this file to avoid confusion
IF DIR$("Frep.DAT") <> "" THEN KILL "Frep.DAT" 'ditto
' ----- CFO RUN PARAMETERS -----
MaxIDprobesPlotted% = 15 : MaxIDprobesPlotted% = MIN(15,MaxIDprobesPlotted%) '15 MAX!
' CALL SelectTestFunction(FunctionName$)
CALL GetTestFunctionNumber(FunctionName$) : exit function 'DEBUG
'MSGBOX("Test Function is #"+STR$(FunctionNumber$)+", "+FunctionName$)
CALL GetFunctionRunParameters(FunctionName$,Nd%,Np%,Nt%,G,DeltaT,Alpha,Beta,Frep,R(),A(),M(),XiMin(),XiMax(),StartingXiMin(),StartingXiMax(),_
DiagLength,PlaceInitialProbes$,InitialAcceleration$,RepositionFactor$)
' !! NOTE !! IN THIS VERSION Np% IS IGNORED BECAUSE THE PROGRAM LOOPS ON Np/Nd (= 2-8 by 2) AND COMPUTES Np FROM Np = (Np/Nd)*Nd.
' BUT THE PROGRAM STILL RETURNS Np FROM THIS SUBROUTINE (TOO MUCH OF A BOTHER TO TAKE IT OUT ...).
StartingG = G : StartingDeltaT = DeltaT : StartingAlpha = Alpha : StartingBeta = Beta : StartingFrep = Frep
' IMPORTANT NOTE: Arrays XiMin() & XiMax() are dimensioned (1 TO Nd%) in SUB GetFunctionRunParameters
REDIM R(1 TO Np%, 1 TO Nd%, 0 TO Nt%), A(1 TO Np%, 1 TO Nd%, 0 TO Nt%), M(1 TO Np%, 0 TO Nt%) 'position, acceleration & fitness matrices
' ----- PLOT 1D and 2D FUNCTIONS ON-SCREEN FOR VISUALIZATION -----
IF Nd% = 2 AND INSTR(FunctionName$,"PBM_") > 0 THEN MSGBOX("Begin computing plot of function "+FunctionName$+"? May take a while - be
patient...")
SELECT CASE Nd%
CASE 1 : CALL Plot1DFunction(FunctionName$,XiMin(),XiMax(),R()) : REDIM R(1 TO Np%, 1 TO Nd%, 0 TO Nt%) 'erases coordinate data in R()used
to plot function
CASE 2 : CALL Plot2DFunction(FunctionName$,XiMin(),XiMax(),R()) : REDIM R(1 TO Np%, 1 TO Nd%, 0 TO Nt%) 'ditto
END SELECT
' ----- DISPLAY PARAMETERS & RUN CFO -----
CALL
DisplayRunParameters(FunctionName$,Nd%,Np%,Nt%,G,DeltaT,Alpha,Beta,Frep,R(),A(),M(),PlaceInitialProbes$,InitialAcceleration$,RepositionFactor$,RunCF
O$,ShrinkDSS$,CheckForEarlyTermination$)
IF RunCFO$ = "YES" THEN 'run CFO
CALL StatusWindow(FunctionName$,StatusWindowHandle???)
StartingGamma = 0## : StoppingGamma = 1##
NumRuns% = 11 'For Initial Probe Dist'n GAMMA LOOP
MinProbesPerAxis% = 4 : MaxProbesPerAxis% = 14 'For Initial Probe Dist'n Np/Nd LOOP
' ----- Output Data File & Header -----
N% = FREEFILE : OPEN FunctionName$+".DAT" FOR OUTPUT AS #N%
PRINT #N%, "Run ID: "+RunID$+CHR$(13)+CHR$(13)+"FUNCTION: "+UCASE$(FunctionName$)+CHR$(13)+CHR$(13)
PRINT #N%, _
"Run #      Gamma      Nt      Nd      Np      G      DelT      Alpha      Beta      #Steps      Neval      Frep      Fitness      Initial Probes" +
CHR$(13) +
"-----
AS = _
"#####   ###.###   ####   ####   ####   ###.#   #.#   #.#.##   #.#.##   #####   #####   #.#####\ \ #####.##### \ \
UNIFORM ON-AXIS
PRINT #N%,
USING$(AS,0,StartingGamma,Nt%,Nd%,Np%,StartingG,StartingDeltaT,StartingAlpha,StartingBeta,0,0,StartingFrep,LEFT$(RepositionFactor$,1),-
9999,PlaceInitialProbes$) 'header
PRINT #N%,_
"-----
' ----- Np/Nd LOOP -----
BestOverallFitness = -1E4200 'very large negative number...
TotalFunctionEvaluations%% = 0
FOR NumProbesPerAxis% = MinProbesPerAxis% TO MaxProbesPerAxis% STEP 2 '4/6/.../MaxProbesPerAxis% probes per axis
Np% = NumProbesPerAxis%*Nd% 'sets Np% regardless of what Sub GetFunctionRunParameters() returns.
REDIM R(1 TO Np%, 1 TO Nd%, 0 TO Nt%), A(1 TO Np%, 1 TO Nd%, 0 TO Nt%), M(1 TO Np%, 0 TO Nt%) 'must redim these matrices because Np has
changed
' ----- GAMMA LOOP -----
FOR RunNumber% = 1 TO NumRuns%
Gamma = StartingGamma + (RunNumber%-1)*(StoppingGamma-StartingGamma)/(NumRuns%-1)
G = StartingG : DeltaT = StartingDeltaT : Alpha = StartingAlpha : Beta = StartingBeta : Frep = StartingFrep
CALL ResetDecisionSpaceBoundaries(Nd%,XiMin(),XiMax(),StartingXiMin(),StartingXiMax())
CALL CFO(Nd%,Np%,Nt%,G,DeltaT,Alpha,Beta,Frep,R(),A(),M(),XiMin(),XiMax(),DiagLength,PlaceInitialProbes$,InitialAcceleration$,_
RepositionFactor$,FunctionName$,LastSteps$,CheckForEarlyTermination$,BestFitnessThisRun,RunNumber%,NumRuns%,Gamma,BestOverallFitness,ShrinkDSS$,MaxPro
besPerAxis%,MinProbesPerAxis%)
IF BestFitnessThisRun >= BestOverallFitness THEN
BestOverallFitness = BestFitnessThisRun : BestRunNumber% = RunNumber% : BestNumProbes% = Np%
'MSGBOX("Best Fitness="+STR$(BestOverallFitness)+" Best Run#="+STR$(BestRunNumber%))
END IF
TotalFunctionEvaluations%% = TotalFunctionEvaluations%% + (LastStep%+1)*Np%

```

```

        AbsoluteRunNumber% = RunNumber% + ((Np%\Nd%)\2-MinProbesPerAxis%\2)*NumRuns%
'msgbox("Run#="+STR$(RunNumber%)+ "   Abs Run #="+STR$(AbsoluteRunNumber%))

        PRINT #N%, USING$(A$,AbsoluteRunNumber%,Gamma,Nt%,Nd%,Np%,G,DeltaT,Alpha,Beta,LastStep%,(Laststep+1)*Np%,Frep,_,
        LEFT$(RepositionFactor$,1),BestFitnessThisRun,PlaceInitialProbes$)

        NEXT RunNumber% 'GAMMA LOOP

        NEXT NumProbesPerAxis% 'Np/Nd LOOP

        PRINT #N%, CHR$(13)+USING$( "                               Total Function Evaluations:
#####",TotalFunctionEvaluations&&)+CHR$(13)

' ----- Re-Run Best Run for Final Results -----
        Gamma = StartingGamma + (BestRunNumber%-1)*(StoppingGamma-StartingGamma)/(NumRuns%-1)
MSGBOX(" Best Run#="+STR$(BestRunNumber%)+ "   Gamma="+STR$(Gamma))

        G = StartingG : DeltaT = StartingDeltaT : Alpha = StartingAlpha : Beta = StartingBeta : Frep = StartingFrep : Np% = BestNumProbes%
REDIM R(1 TO Np%, 1 TO Nd%, 0 TO Nt%), A(1 TO Np%, 1 TO Nd%, 0 TO Nt%), M(1 TO Np%, 0 TO Nt%) 'must redim these matrices because Np has
changed

        CALL ResetDecisionSpaceBoundaries(Nd%,XiMin(),XiMax(),StartingXiMin(),StartingXiMax())

        CALL CFO(Nd%,Np%,Nt%,G,DeltaT,Alpha,Beta,Frep,R(),A(),M(),XiMin(),XiMax(),DiagLength,PlaceInitialProbes$,InitialAcceleration$,
RepositionFactor$,FunctionName$,LastStep%,CheckForEarlyTermination$,BestFitnessThisRun,BestRunNumber%,NumRuns%,Gamma,BestOverallFitness,ShrinkDSS,MaxPro
besPerAxis%,MinProbesPerAxis%)

        CALL ResetDecisionSpaceBoundaries(Nd%,XiMin(),XiMax(),StartingXiMin(),StartingXiMax())

        PRINT #N%, "-----"
        AbsoluteRunNumber% = BestRunNumber% + ((Np%\Nd%)\2-MinProbesPerAxis%\2)*NumRuns%
        PRINT #N%, USING$(A$,AbsoluteRunNumber%,Gamma,Nt%,Nd%,BestNumProbes%,G,DeltaT,Alpha,Beta,LastStep%,(Laststep+1)*Np%,Frep,_,
        LEFT$(RepositionFactor$,1),BestFitnessThisRun,PlaceInitialProbes$)
        CLOSE #N%

        ELSE

                GOTO ExitPBMAIN

        END IF

' ----- Display Best Fitness -----
        CALL DisplayBestFitness(Np%,Nd%,LastStep%,M(),R(),BestFitnessProbeNumber%,BestFitnessTimeStep%,FunctionName$)

' ----- PLOT EVOLUTION OF BEST FITNESS, AVG DISTANCE & BEST PROBE # -----
        CALL
PlotBestFitnessEvolution(Nd%,Np%,LastStep%,G,DeltaT,Alpha,Beta,Frep,M(),PlaceInitialProbes$,InitialAcceleration$,RepositionFactor$,FunctionName$,Gam
ma)

        CALL
PlotAverageDistance(Nd%,Np%,LastStep%,G,DeltaT,Alpha,Beta,Frep,M(),PlaceInitialProbes$,InitialAcceleration$,RepositionFactor$,FunctionName$,R(),Diag
Length,Gamma)

        CALL
PlotBestProbeVsTimeStep(Nd%,Np%,LastStep%,G,DeltaT,Alpha,Beta,Frep,M(),PlaceInitialProbes$,InitialAcceleration$,RepositionFactor$,FunctionName$,Gamm
a)

' ----- PLOT TRAJECTORIES OF BEST PROBES FOR 2/3-D FUNCTIONS -----
        IF Nd% = 2 THEN

                NumTrajectories% = 10 : CALL Plot2DbestProbeTrajectories(NumTrajectories%,M(),R(),XiMin(),XiMax(),Np%,Nd%,LastStep%,FunctionName$)

                NumTrajectories% = 16 : CALL Plot2DindividualProbeTrajectories(NumTrajectories%,M(),R(),XiMin(),XiMax(),Np%,Nd%,LastStep%,FunctionName$)

        END IF

        IF Nd% = 3 THEN

                NumTrajectories% = 4 : CALL Plot3DbestProbeTrajectories(NumTrajectories%,M(),R(),XiMin(),XiMax(),Np%,Nd%,LastStep%,FunctionName$)

        END IF

' ----- For 1-D Objective Functions, Tabulate Probe Coordinates & if Np% =< Max1DprobesPlotted% Plot Evolution of Probe Positions -----
        IF Nd% = 1 THEN

                CALL
Tabulate1DprobeCoordinates(Max1DprobesPlotted%,Nd%,Np%,LastStep%,G,DeltaT,Alpha,Beta,Frep,R(),M(),PlaceInitialProbes$,InitialAcceleration$,Repositio
nFactor$,FunctionName$,Gamma)

                IF Np% =< Max1DprobesPlotted% THEN CALL
Plot1DprobePositions(Max1DprobesPlotted%,Nd%,Np%,LastStep%,G,DeltaT,Alpha,Beta,Frep,R(),M(),PlaceInitialProbes$,InitialAcceleration$,RepositionFacto
r$,FunctionName$,Gamma)

                CALL CLEANUP 'delete probe coordinate plot files, if any

        END IF

ExitPBMAIN:
END FUNCTION 'PBMAIN()

'===== CFO SUBROUTINE =====
SUB CFO(Nd%,Np%,Nt%,G,DeltaT,Alpha,Beta,Frep,R(),A(),M(),XiMin(),XiMax(),DiagLength,PlaceInitialProbes$,InitialAcceleration$,
RepositionFactor$,FunctionName$,LastStep%,CheckForEarlyTermination$,BestFitnessThisRun,RunNumber%,NumRuns%,Gamma,BestOverallFitness,ShrinkDSS,MaxPro
besPerAxis%,MinProbesPerAxis%)

```



```

LOCAL p%, i%, j% 'Standard Indices: Probe #, Coordinate #, Time Step #
LOCAL k%, L% 'Dummy summation indices
LOCAL SumSQ, Denom, Numerator, MaxInitialRandomAcceleration, MaxInitialFixedAcceleration AS EXT
LOCAL StepNumber%, BestProbeNumber%, BestTimeStep%
LOCAL BestFitness AS EXT
LOCAL DavgOscillation$, DavgSaturation$, FitnessSaturation$
LOCAL Nsteps%

'STEP (A1) ----- Compute Initial Probe Distribution (Step 0)-----
CALL InitialProbeDistribution(Np%,Nd%,Nt%,XiMin(),XiMax(),R(),PlaceInitialProbes$,Gamma)
IF Nd% = 2 THEN 'plot 2-D initial probe distribution at Step 0
CALL CreateGnuPlotINIfile(0.1##*ScreenWidth%,0.25##*ScreenHeight%,0.6##*ScreenHeight%,0.6##*ScreenHeight%)
CALL Show2Dprobes(R(),Np%,Nt%,0,XiMin(),XiMax(),Frep,0##,1,0,FunctionName$,RepositionFactor$,Gamma) 'show initial probes for 2-D functions
msgbox("Press ENTER to continue.")
END IF

'STEP (A2) ----- Compute Initial Fitness Matrix (Step 0) -----
FOR p% = 1 TO Np% : M(p%,0) = ObjectiveFunction(R(),Nd%,p%,0,FunctionName$) : NEXT p%

'STEP (A3) ----- Compute Initial Probe Accelerations (Step 0)-----
MaxInitialRandomAcceleration = 2## 'maximum value for random initial acceleration: Random[0-MAX]
MaxInitialFixedAcceleration = 10## 'maximum value for fixed initial acceleration: [0.001-MAX]
CALL InitialProbeAccelerations(Np%,Nd%,A(),InitialAcceleration$,MaxInitialRandomAcceleration,MaxInitialFixedAcceleration)

' ===== LOOP ON TIME STEPS STARTING AT STEP #1 =====
LastStep% = Nt% 'unless run is terminated earlier
BestFitnessThisRun = M(1,0)
FOR j% = 1 TO Nt%

'STEP (B) ----- Compute Probe Position Vectors for this Time Step -----
FOR p% = 1 TO Np% : FOR i% = 1 TO Nd% : R(p%,i%,j%) = R(p%,i%,j%-1) + 0.5##*A(p%,i%,j%-1)*Delta^2 : NEXT i% : NEXT p%

'STEP (C) ----- Retrieve Errant Probes -----
CALL RetrieveErrantProbes(Np%,Nd%,j%,XiMin(),XiMax(),R(),M(),RepositionFactor$,Frep)

'STEP (D) ----- Compute Fitness Matrix for Current Probe Distribution -----
FOR p% = 1 TO Np% : M(p%,j%) = ObjectiveFunction(R(),Nd%,p%,j%,FunctionName$) : NEXT p%

'STEP (E) ----- Compute Accelerations Based on Current Probe Distribution & Fitnesses -----
FOR p% = 1 TO Np%
FOR i% = 1 TO Nd%
A(p%,i%,j%) = 0
FOR k% = 1 TO Np%
IF k% <> p% THEN
SumSQ = 0##
FOR L% = 1 TO Nd% : SumSQ = SumSQ + (R(k%,L%,j%) - R(p%,L%,j%))^2 : NEXT L% 'dummy index
Denom = SQR(SumSQ) : Numerator = UnitStep((M(k%,j%) - M(p%,j%)) * (M(k%,j%) - M(p%,j%)))
A(p%,i%,j%) = A(p%,i%,j%) + G*(R(k%,i%,j%) - R(p%,i%,j%)) * Numerator^Alpha / Denom^Beta
END IF
NEXT k% 'dummy index
NEXT i% 'coord (dimension) #
NEXT p% 'probe #

' ----- Get Best Fitness & Corresponding Probe # and Time Step -----
CALL GetBestFitness(M(),Np%,j%,BestFitness,BestProbeNumber%,BestTimeStep%)
IF BestFitness >= BestFitnessThisRun THEN BestFitnessThisRun = BestFitness

' ----- Display Best Fitness/Probe#/Time Step and Plot Probe Positions for 2-D Functions -----
IF Nd% = 2 AND ((j% MOD MAX(Nt%\16,4)) = 0 OR (j% <= 16 AND j% MOD 2 = 0) OR j% = Nt%) THEN 'plot 2D probes at selected time steps
xOffset% = xOffset% - 20 : yOffset% = yOffset% + 10
CALL CreateGnuPlotINIfile(0.55##*ScreenWidth%+xOffset%,0.01##*ScreenHeight%+yOffset%,0.6##*ScreenHeight%,0.6##*ScreenHeight%)
CALL Show2Dprobes(R(),Np%,Nt%,j%,XiMin(),XiMax(),Frep,BestFitness,BestProbeNumber%,BestTimeStep%,FunctionName$,RepositionFactor$,Gamma)
'plot positions of probes in 2-D
END IF

' ----- Check for Davg OSC and Fitness/Davg SAT & Display Run Status -----
DavgOscillation$ = OscillationInDavg$(j%,Np%,Nd%,M(),R(),DiagLength) 'check for oscillation in Davg
Nsteps% = 50 '25 'for 100D tests 'used 50 for new paper '15 '# steps for averaging Davg & Best Fitness to test for saturation

```

```

DavgSaturation$ = HasDAVGsaturated$(Nsteps$,j$,Np$,Nd$,M(),R(),DiagLength) 'check for saturation of Davg
FitnessSaturation$ = HasFITNESSsaturated$(Nsteps$,j$,Np$,Nd$,M(),R(),DiagLength) 'check for saturation of best fitness

GRAPHIC SET PIXEL (35,15) : GRAPHIC PRINT "Run # " + REMOVE$(STR$(RunNumber%+((Np%\Nd%)\2-MinProbesPerAxis%\2)*NumRuns%),ANY" ") + "/"
+REMOVE$(STR$( (MaxProbesPerAxis%-MinProbesPerAxis%\2+1)*NumRuns%),ANY" ") +_
" , Np/Nd=" + REMOVE$(STR$(Np%\Nd%),ANY" ") +_
" , Step #" + REMOVE$(STR$(j$),ANY" ") + "/" + REMOVE$(STR$(Nt$),ANY" ") +_
" , Gamma=" + REMOVE$(STR$(ROUND(Gamma,4)),ANY" ") +_
" , Frep=" + REMOVE$(STR$(Frep,4),ANY" ") + STRING$(10, " ")

GRAPHIC SET PIXEL (35,35) : GRAPHIC PRINT "Best Fitness This Run = " + REMOVE$(STR$(ROUND(BestFitness,8)),ANY" ") +_
" @ Probe #" + REMOVE$(STR$(BestProbeNumber%),ANY" ") + " , Step #" + REMOVE$(STR$(BestTimeStep%),ANY"
") + STRING$(15, " ")

IF RunNumber% = 1 AND Np%\Nd% = 2 THEN

    GRAPHIC SET PIXEL (35,55) : GRAPHIC PRINT "Best Fitness Overall = N/A @ Run #1" + STRING$(15, " ")

ELSE

    GRAPHIC SET PIXEL (35,55) : GRAPHIC PRINT "Best Fitness Overall = " + REMOVE$(STR$(ROUND(BestOverallFitness,8)),ANY" ") + STRING$(15, " ")

END IF

GRAPHIC SET PIXEL (35,75) : GRAPHIC PRINT "Osc Davg? " + DavgOscillation$ + " , Sat Davg? " + DavgSaturation$ + " , Sat Fitness? " +
FitnessSaturation$ + STRING$(10, " ") : GRAPHIC REDRAW

' ----- If Variable Frep, Adjust Value-----

IF RepositionFactor$ = "VARIABLE" THEN

    Frep = Frep + 0.05##

    IF Frep > 1## THEN Frep = 0.05## 'keep Frep in range [0.05,1]

END IF

IF RepositionFactor$ = "RANDOM" THEN Frep = RandomNum(0##,1##) 'set new Frep value randomly

' ----- If DavgOSC => Reposition Probes -----
' ----- If DavgSauration => Reposition Probes -----

IF DavgSaturation$ = "YES" and j$ < Nt$ THEN
IF DavgOscillation$ = "YES" THEN

    FOR p% = 1 TO Np%

        IF p% = BestProbeNumber% then

            FOR i% = 1 TO Nd%

                R(p%,i%,j%) = 0.5##*R(p%,i%,j%) 'adjust each coordinate by 10%

                R(p%,i%,j%) = R(p%,i%,j%)*(1##+GaussianDeviate(0##,0.1##)) 'adjust each coordinate randomly (mu,sigma)

                IF R(p%,i%,j%) < XiMin(i%) THEN R(p%,i%,j%) = XiMin(i%)
                IF R(p%,i%,j%) > XiMax(i%) THEN R(p%,i%,j%) = XiMax(i%)

            NEXT i%

        end if

    NEXT p%

    CALL RetrieveErrantProbes(Np%,Nd%,j$,XiMin(),XiMax(),R(),M(),RepositionFactor$,Frep)

END IF

' ----- Every 20 Steps Shrink Decision Space Around Best Probe -----

IF j% MOD 20 = 0 AND ShrinkDS$ = "YES" THEN
IF j% MOD 30 = 0 THEN

    FOR i% = 1 TO Nd%

        XiMin(i%) = XiMin(i%)+(R(BestProbeNumber%,i%,BestTimeStep%)-XiMin(i%))/2## : XiMax(i%) = XiMax(i%)-(XiMax(i%)-
R(BestProbeNumber%,i%,BestTimeStep%))/2##

    NEXT i%

    LastStep$ = j% : EXIT FOR 'time step loop

END IF

' ----- If DavgOSC => Increase All Probes' Acceleration to Break Away from Trapping(?) -----

IF DavgOscillation$ = "YES" THEN

    For p% = 1 to Np%

        For i% = 1 to Nd%

            A(p%,i%,j%) = 1##*A(p%,i%,j%) 'factor of XX increase

        next i%

    next p%

END IF

'STEP (F) ----- Check for Early Run Termination -----

IF CheckForEarlyTermination$ = "YES" THEN 'insert termination test

IF FitnessSaturation$ = "YES" THEN 'terminate run

    LastStep$ = j% : EXIT FOR 'time step loop

END IF

```

```

END IF
NEXT j& 'END OF TIME STEP LOOP
END SUB 'CFO()
'=====
SUB GetBestFitness(M(),Np%,StepNumber&,BestFitness,BestProbeNumber%,BestTimeStep&)
LOCAL p%, i&, A$
BestFitness = M(1,0)
FOR i& = 0 TO StepNumber&
FOR p% = 1 TO Np%
IF M(p%,i&) >= BestFitness THEN
BestFitness = M(p%,i&) : BestProbeNumber% = p% : BestTimeStep% = i&
END IF
NEXT p%
NEXT i&
END SUB
'===== FUNCTION DEFINITIONS =====
SUB SelectTestFunction(FunctionName$)
LOCAL A$
A$ = INPUTBOX$( "Which Function?" + CHR$(13) + "1 - Parrott F4 (1-D)" + CHR$(13) + "2 - SGO (2-D)" + CHR$(13) + "3 - GP (2-D)" + CHR$(13) + "4 - Step (n-D)" + CHR$(13) + "5 - Schwefel 2.26 (n-D)" + CHR$(13) + "6 - Colville (4-D)" + CHR$(13) + "7 - RESERVED" + CHR$(13) + "8 - more", "SELECT OBJECTIVE FUNCTION", "1")
IF VAL(A$) < 1 OR VAL(A$) > 8 THEN A$ = "1"
SELECT CASE VAL(A$)
CASE 1 : FunctionName$ = "ParrottF4"
CASE 2 : FunctionName$ = "SGO"
CASE 3 : FunctionName$ = "GP"
CASE 4 : FunctionName$ = "STEP"
CASE 5 : FunctionName$ = "SCHWEFEL_226"
CASE 6 : FunctionName$ = "COLVILLE"
CASE 7 : FunctionName$ = "GRIEWANK"
CASE 8 : FunctionName$ = "more"
END SELECT
IF FunctionName$ = "more" THEN
A$ = INPUTBOX$( "Which Function?" + CHR$(13) + "1 - F1" + CHR$(13) + "2 - F2" + CHR$(13) + "3 - F3" + CHR$(13) + "4 - F4" + CHR$(13) + "5 - F5" + CHR$(13) + "6 - F6" + CHR$(13) + "7 - F7" + CHR$(13) + "8 - more", "SELECT OBJECTIVE FUNCTION", "1")
IF VAL(A$) < 1 OR VAL(A$) > 8 THEN A$ = "1"
SELECT CASE VAL(A$)
CASE 1 : FunctionName$ = "F1"
CASE 2 : FunctionName$ = "F2"
CASE 3 : FunctionName$ = "F3"
CASE 4 : FunctionName$ = "F4"
CASE 5 : FunctionName$ = "F5"
CASE 6 : FunctionName$ = "F6"
CASE 7 : FunctionName$ = "F7"
CASE 8 : FunctionName$ = "more"
END SELECT
END IF
IF FunctionName$ = "more" THEN
A$ = INPUTBOX$( "Which Function?" + CHR$(13) + "1 - F8" + CHR$(13) + "2 - F9" + CHR$(13) + "3 - F10" + CHR$(13) + "4 - F11" + CHR$(13) + "5 - F12" + CHR$(13) + "6 - F13" + CHR$(13) + "7 - F14" + CHR$(13) + "8 - more", "SELECT OBJECTIVE FUNCTION", "1")
IF VAL(A$) < 1 OR VAL(A$) > 8 THEN A$ = "1"
SELECT CASE VAL(A$)
CASE 1 : FunctionName$ = "F8"
CASE 2 : FunctionName$ = "F9"
CASE 3 : FunctionName$ = "F10"
CASE 4 : FunctionName$ = "F11"
CASE 5 : FunctionName$ = "F12"
CASE 6 : FunctionName$ = "F13"
CASE 7 : FunctionName$ = "F14"
CASE 8 : FunctionName$ = "more"
END SELECT
END IF
IF FunctionName$ = "more" THEN
A$ = INPUTBOX$( "Which Function?" + CHR$(13) + "1 - F15" + CHR$(13) + "2 - F16" + CHR$(13) + "3 - F17" + CHR$(13) + "4 - F18" + CHR$(13) + "5 - F19" + CHR$(13) + "6 - F20" + CHR$(13) + "7 - F21" + CHR$(13) + "8 - more", "SELECT OBJECTIVE FUNCTION", "1")
IF VAL(A$) < 1 OR VAL(A$) > 8 THEN A$ = "1"
SELECT CASE VAL(A$)
CASE 1 : FunctionName$ = "F15"
CASE 2 : FunctionName$ = "F16"
CASE 3 : FunctionName$ = "F17"
CASE 4 : FunctionName$ = "F18"
CASE 5 : FunctionName$ = "F19"

```

```

CASE 6 : FunctionName$ = "F20"
CASE 7 : FunctionName$ = "F21"
CASE 8 : FunctionName$ = "more"

END SELECT

END IF

IF FunctionName$ = "more" THEN

AS$ = INPUTBOXS ("Which Function?" + CHR$(13) + "1 - F22" + CHR$(13) + "2 - F23" + CHR$(13) + "3 - F24" + CHR$(13) + "4 - F25" + CHR$(13) + _
"5 - F26" + CHR$(13) + "6 - F27" + CHR$(13) + "7 - F28" + CHR$(13) + "8 - more", "SELECT OBJECTIVE FUNCTION", "1")

IF VAL(AS$) < 1 OR VAL(AS$) > 2 THEN AS$ = "1"

SELECT CASE VAL(AS$)

CASE 1 : FunctionName$ = "F22"
CASE 2 : FunctionName$ = "F23"
CASE 3 : FunctionName$ = "F24"
CASE 4 : FunctionName$ = "F25"
CASE 5 : FunctionName$ = "F26"
CASE 6 : FunctionName$ = "F27"
CASE 7 : FunctionName$ = "F28"
CASE 8 : FunctionName$ = "more"

END SELECT

END IF

END SUB 'SelectTestFunction()

'-----

FUNCTION ObjectiveFunction(R(),Nd%,p%,j%,FunctionName$) 'Objective function to be MAXIMIZED is defined here

SELECT CASE FunctionName$

CASE "ParrottF4" : ObjectiveFunction = ParrottF4(R(),Nd%,p%,j%) 'Parrott F4 (1-D)
CASE "SGO" : ObjectiveFunction = SGO(R(),Nd%,p%,j%) 'SGO Function (2-D)
CASE "GP" : ObjectiveFunction = GoldsteinPrice(R(),Nd%,p%,j%) 'Goldstein-Price Function (2-D)
CASE "STEP" : ObjectiveFunction = StepFunction(R(),Nd%,p%,j%) 'Step Function (n-D)
CASE "SCHWEFEL_226" : ObjectiveFunction = Schwefel226(R(),Nd%,p%,j%) 'Schwefel Prob. 2.26 (n-D)
CASE "COLVILLE" : ObjectiveFunction = Colville(R(),Nd%,p%,j%) 'Colville Function (4-D)
CASE "GRIEWANK" : ObjectiveFunction = Griewank(R(),Nd%,p%,j%) 'Griewank Function (n-D)
CASE "HIMMELBLAU" : ObjectiveFunction = Himmelblau(R(),Nd%,p%,j%) 'Himmelblau Function (2-D)

'----- GSO Paper Benchmark Functions -----
CASE "F1" : ObjectiveFunction = F1(R(),Nd%,p%,j%) 'F1 (n-D)
CASE "F2" : ObjectiveFunction = F2(R(),Nd%,p%,j%) 'F2 (n-D)
CASE "F3" : ObjectiveFunction = F3(R(),Nd%,p%,j%) 'F3 (n-D)
CASE "F4" : ObjectiveFunction = F4(R(),Nd%,p%,j%) 'F4 (n-D)
CASE "F5" : ObjectiveFunction = F5(R(),Nd%,p%,j%) 'F5 (n-D)
CASE "F6" : ObjectiveFunction = F6(R(),Nd%,p%,j%) 'F6 (n-D)
CASE "F7" : ObjectiveFunction = F7(R(),Nd%,p%,j%) 'F7 (n-D)
CASE "F8" : ObjectiveFunction = F8(R(),Nd%,p%,j%) 'F8 (n-D)
CASE "F9" : ObjectiveFunction = F9(R(),Nd%,p%,j%) 'F9 (n-D)
CASE "F10" : ObjectiveFunction = F10(R(),Nd%,p%,j%) 'F10 (n-D)
CASE "F11" : ObjectiveFunction = F11(R(),Nd%,p%,j%) 'F11 (n-D)
CASE "F12" : ObjectiveFunction = F12(R(),Nd%,p%,j%) 'F12 (n-D)
CASE "F13" : ObjectiveFunction = F13(R(),Nd%,p%,j%) 'F13 (n-D)
CASE "F14" : ObjectiveFunction = F14(R(),Nd%,p%,j%) 'F14 (2-D)
CASE "F15" : ObjectiveFunction = F15(R(),Nd%,p%,j%) 'F15 (4-D)
CASE "F16" : ObjectiveFunction = F16(R(),Nd%,p%,j%) 'F16 (2-D)
CASE "F17" : ObjectiveFunction = F17(R(),Nd%,p%,j%) 'F17 (2-D)
CASE "F18" : ObjectiveFunction = F18(R(),Nd%,p%,j%) 'F18 (2-D)
CASE "F19" : ObjectiveFunction = F19(R(),Nd%,p%,j%) 'F19 (3-D)
CASE "F20" : ObjectiveFunction = F20(R(),Nd%,p%,j%) 'F20 (6-D)
CASE "F21" : ObjectiveFunction = F21(R(),Nd%,p%,j%) 'F21 (4-D)
CASE "F22" : ObjectiveFunction = F22(R(),Nd%,p%,j%) 'F22 (4-D)
CASE "F23" : ObjectiveFunction = F23(R(),Nd%,p%,j%) 'F23 (4-D)

'----- PBM Antenna Benchmarks -----
CASE "PBM_1" : ObjectiveFunction = PBM_1(R(),Nd%,p%,j%) 'PBM_1 (2-D)
CASE "PBM_2" : ObjectiveFunction = PBM_2(R(),Nd%,p%,j%) 'PBM_2 (2-D)
CASE "PBM_3" : ObjectiveFunction = PBM_3(R(),Nd%,p%,j%) 'PBM_3 (2-D)
CASE "PBM_4" : ObjectiveFunction = PBM_4(R(),Nd%,p%,j%) 'PBM_4 (2-D)
CASE "PBM_5" : ObjectiveFunction = PBM_5(R(),Nd%,p%,j%) 'PBM_5 (2-D)

END SELECT

END FUNCTION 'ObjectiveFunction()

'-----

SUB ResetDecisionSpaceBoundaries(Nd%,XiMin(),XiMax(),StartingXiMin(),StartingXiMax())

LOCAL i%

FOR i% = 1 TO Nd% : XiMin(i%) = StartingXiMin(i%) : XiMax(i%) = StartingXiMax(i%) : NEXT i%

END SUB

'-----

SUB GetFunctionRunParameters(FunctionName$,Nd%,Np%,Nt%,G,DeltaT,Alpha,Beta,Frep,R(),A(),M(),XiMin(),XiMax(),StartingXiMin(),StartingXiMax(),_
DiagLength,PlaceInitialProbes$,InitialAcceleration$,RepositionFactor$)

LOCAL i%, NumProbesPerDimension%, NN%, NumCollinearElements%

SELECT CASE FunctionName$

CASE "ParrottF4"

Nd% = 1
NumProbesPerDimension% = 3


```

```

Np%           = NumProbesPerDimension%*Nd%

Nt&         = 500
G           = 2##
Alpha       = 2##
Beta        = 2##
DeltaT      = 1##
Frep        = 0.9##

PlaceInitialProbes$ = "UNIFORM ON-AXIS"
InitialAcceleration$ = "ZERO"
RepositionFactor$   = "FIXED"

CALL
ChangeRunParameters(NumProbesPerDimension%,Np%,Nd%,Nt&,G,Alpha,Beta,DeltaT,Frep,PlaceInitialProbes$,InitialAcceleration$,RepositionFactor$,FunctionName$)

Nd% = 1 'cannot change dimensionality of Parrott F4 function!

NumProbesPerDimension% = MAX(NumProbesPerDimension%,3) 'at least three for 1-D functions

Np% = NumProbesPerDimension%*Nd%

REDIM XiMin(1 TO Nd%), XiMax(1 TO Nd%) : XiMin(1) = 0## : XiMax(1) = 1##

REDIM StartingXiMin(1 TO Nd%), StartingXiMax(1 TO Nd%) : FOR i% = 1 TO Nd% : StartingXiMin(i%) = XiMin(i%) : StartingXiMax(i%) = XiMax(i%) : NEXT i%

CASE "SGO"

Nd%           = 2
NumProbesPerDimension% = 4 '10 '4
Np%           = NumProbesPerDimension%*Nd%

Nt&         = 500
G           = 2##
Alpha       = 2##
Beta        = 2##
DeltaT      = 1##
Frep        = 0.5##

PlaceInitialProbes$ = "UNIFORM ON-AXIS" '"2D GRID"
InitialAcceleration$ = "ZERO"
RepositionFactor$   = "VARIABLE"

CALL
ChangeRunParameters(NumProbesPerDimension%,Np%,Nd%,Nt&,G,Alpha,Beta,DeltaT,Frep,PlaceInitialProbes$,InitialAcceleration$,RepositionFactor$,FunctionName$)

Nd% = 2 'cannot change dimensionality of SGO function!

Np% = NumProbesPerDimension%*Nd%

REDIM XiMin(1 TO Nd%), XiMax(1 TO Nd%) : FOR i% = 1 TO Nd% : XiMin(i%) = -50## : XiMax(i%) = 50## : NEXT i%

REDIM StartingXiMin(1 TO Nd%), StartingXiMax(1 TO Nd%) : FOR i% = 1 TO Nd% : StartingXiMin(i%) = XiMin(i%) : StartingXiMax(i%) = XiMax(i%) : NEXT i%

IF PlaceInitialProbes$ = "2D GRID" THEN

    Np% = NumProbesPerDimension%^2 : REDIM R(1 TO Np%, 1 TO Nd%, 0 TO Nt&) 'to create (Np/Nd) x (Np/Nd) grid

END IF

CASE "GP"

Nd%           = 2
NumProbesPerDimension% = 4 '10
Np%           = NumProbesPerDimension%*Nd%

Nt&         = 500
G           = 2##
Alpha       = 2## '0.2##
Beta        = 2##
DeltaT      = 1##
Frep        = 0.5## '0.8## '0.9##

PlaceInitialProbes$ = "UNIFORM ON-AXIS" '"2D GRID"
InitialAcceleration$ = "ZERO"
RepositionFactor$   = "VARIABLE"

CALL
ChangeRunParameters(NumProbesPerDimension%,Np%,Nd%,Nt&,G,Alpha,Beta,DeltaT,Frep,PlaceInitialProbes$,InitialAcceleration$,RepositionFactor$,FunctionName$)

Nd% = 2 'cannot change dimensionality of GP function!

Np% = NumProbesPerDimension%*Nd%

REDIM XiMin(1 TO Nd%), XiMax(1 TO Nd%) : FOR i% = 1 TO Nd% : XiMin(i%) = -100## : XiMax(i%) = 100## : NEXT i%

REDIM StartingXiMin(1 TO Nd%), StartingXiMax(1 TO Nd%) : FOR i% = 1 TO Nd% : StartingXiMin(i%) = XiMin(i%) : StartingXiMax(i%) = XiMax(i%) : NEXT i%

IF PlaceInitialProbes$ = "2D GRID" THEN

    Np% = NumProbesPerDimension%^2 : REDIM R(1 TO Np%, 1 TO Nd%, 0 TO Nt&) 'to create (Np/Nd) x (Np/Nd) grid

END IF

CASE "STEP"

Nd%           = 2
NumProbesPerDimension% = 4 '20
Np%           = NumProbesPerDimension%*Nd%

Nt&         = 500
G           = 2##
Alpha       = 2##
Beta        = 2##
DeltaT      = 1##
Frep        = 0.5##

PlaceInitialProbes$ = "UNIFORM ON-AXIS"

```

```

InitialAcceleration$ = "ZERO"
RepositionFactor$ = "VARIABLE" "FIXED"

CALL
ChangeRunParameters(NumProbesPerDimension%,Np%,Nd%,Nt%,G,Alpha,Beta,DeltaT,Frep,PlaceInitialProbes$,InitialAcceleration$,RepositionFactor$,FunctionName$)

Np% = NumProbesPerDimension%*Nd%

REDIM XiMin(1 TO Nd%), XiMax(1 TO Nd%) : FOR i% = 1 TO Nd% : XiMin(i%) = -100## : XiMax(i%) = 100## : NEXT i%

'
detail
REDIM XiMin(1 TO Nd%), XiMax(1 TO Nd%) : XiMin(1) = 72## : XiMax(1) = 78## : XiMin(2) = 27## : XiMax(2) = 33## 'use this to plot STEP

REDIM StartingXiMin(1 TO Nd%), StartingXiMax(1 TO Nd%) : FOR i% = 1 TO Nd% : StartingXiMin(i%) = XiMin(i%) : StartingXiMax(i%) = XiMax(i%) : NEXT i%

IF PlaceInitialProbes$ = "2D GRID" THEN

    Np% = NumProbesPerDimension%^2 : REDIM R(1 TO Np%, 1 TO Nd%, 0 TO Nt%) 'to create (Np/Nd) x (Np/Nd) grid

    END IF 'STEP

CASE "SCHWEFEL_226"

    Nd% = 30
    NumProbesPerDimension% = 4
    Np% = NumProbesPerDimension%*Nd%

    Nt% = 500
    G = 2##
    Alpha = 2##
    Beta = 2##
    DeltaT = 1##
    Frep = 0.5##

    PlaceInitialProbes$ = "UNIFORM ON-AXIS"
    InitialAcceleration$ = "ZERO"
    RepositionFactor$ = "VARIABLE"

    CALL
    ChangeRunParameters(NumProbesPerDimension%,Np%,Nd%,Nt%,G,Alpha,Beta,DeltaT,Frep,PlaceInitialProbes$,InitialAcceleration$,RepositionFactor$,FunctionName$)

    Np% = NumProbesPerDimension%*Nd%

    REDIM XiMin(1 TO Nd%), XiMax(1 TO Nd%) : FOR i% = 1 TO Nd% : XiMin(i%) = -500## : XiMax(i%) = 500## : NEXT i%

    REDIM StartingXiMin(1 TO Nd%), StartingXiMax(1 TO Nd%) : FOR i% = 1 TO Nd% : StartingXiMin(i%) = XiMin(i%) : StartingXiMax(i%) = XiMax(i%) : NEXT i%

    IF PlaceInitialProbes$ = "2D GRID" THEN

        Np% = NumProbesPerDimension%^2 : REDIM R(1 TO Np%, 1 TO Nd%, 0 TO Nt%) 'to create (Np/Nd) x (Np/Nd) grid

        END IF

CASE "COLVILLE"

    Nd% = 4
    NumProbesPerDimension% = 4 '14
    Np% = NumProbesPerDimension%*Nd%

    Nt% = 500
    G = 2##
    Alpha = 2##
    Beta = 2##
    DeltaT = 1##
    Frep = 0.5##

    PlaceInitialProbes$ = "UNIFORM ON-AXIS"
    InitialAcceleration$ = "ZERO"
    RepositionFactor$ = "VARIABLE"

    CALL
    ChangeRunParameters(NumProbesPerDimension%,Np%,Nd%,Nt%,G,Alpha,Beta,DeltaT,Frep,PlaceInitialProbes$,InitialAcceleration$,RepositionFactor$,FunctionName$)

    Nd% = 4 'cannot change dimensionality of Colville function!

    Np% = NumProbesPerDimension%*Nd%

    REDIM XiMin(1 TO Nd%), XiMax(1 TO Nd%) : FOR i% = 1 TO Nd% : XiMin(i%) = -10## : XiMax(i%) = 10## : NEXT i%

    REDIM StartingXiMin(1 TO Nd%), StartingXiMax(1 TO Nd%) : FOR i% = 1 TO Nd% : StartingXiMin(i%) = XiMin(i%) : StartingXiMax(i%) = XiMax(i%) : NEXT i%

    IF PlaceInitialProbes$ = "2D GRID" THEN

        Np% = NumProbesPerDimension%^2 : REDIM R(1 TO Np%, 1 TO Nd%, 0 TO Nt%) 'to create (Np/Nd) x (Np/Nd) grid

        END IF

CASE "GRIEWANK"

    Nd% = 2
    NumProbesPerDimension% = 4 '14
    Np% = NumProbesPerDimension%*Nd%

    Nt% = 500
    G = 2##
    Alpha = 2##
    Beta = 2##
    DeltaT = 1##
    Frep = 0.5##

    PlaceInitialProbes$ = "UNIFORM ON-AXIS"
    InitialAcceleration$ = "ZERO"
    RepositionFactor$ = "VARIABLE"

    CALL
    ChangeRunParameters(NumProbesPerDimension%,Np%,Nd%,Nt%,G,Alpha,Beta,DeltaT,Frep,PlaceInitialProbes$,InitialAcceleration$,RepositionFactor$,FunctionName$)

```

```

Np% = NumProbesPerDimension%*Nd%

REDIM XiMin(1 TO Nd%), XiMax(1 TO Nd%) : FOR i% = 1 TO Nd% : XiMin(i%) = -600## : XiMax(i%) = 600## : NEXT i%

XiMax(i%) : NEXT i%

REDIM StartingXiMin(1 TO Nd%), StartingXiMax(1 TO Nd%) : FOR i% = 1 TO Nd% : StartingXiMin(i%) = XiMin(i%) : StartingXiMax(i%) =
XiMax(i%) : NEXT i%

IF PlaceInitialProbes$ = "2D GRID" THEN

    Np% = NumProbesPerDimension%^2 : REDIM R(1 TO Np%, 1 TO Nd%, 0 TO Nt%) 'to create (Np/Nd) x (Np/Nd) grid

END IF

CASE "HIMMELBLAU"

    Nd% = 2
    NumProbesPerDimension% = 4 '14
    Np% = NumProbesPerDimension%*Nd%

    Nt% = 500
    G = 2##
    Alpha = 2##
    Beta = 2##
    DeltaT = 1##
    Frep = 0.5##

    PlaceInitialProbes$ = "UNIFORM ON-AXIS"
    InitialAcceleration$ = "ZERO"
    RepositionFactor$ = "VARIABLE"

    CALL
ChangeRunParameters(NumProbesPerDimension%,Np%,Nd%,Nt%,G,Alpha,Beta,DeltaT,Frep,PlaceInitialProbes$,InitialAcceleration$,RepositionFactor$,FunctionName$)

    Nd% = 2 'cannot change dimensionality of Himmelblau function!

    Np% = NumProbesPerDimension%*Nd%

    REDIM XiMin(1 TO Nd%), XiMax(1 TO Nd%) : FOR i% = 1 TO Nd% : XiMin(i%) = -6## : XiMax(i%) = 6## : NEXT i%

    XiMax(i%) : NEXT i%

    REDIM StartingXiMin(1 TO Nd%), StartingXiMax(1 TO Nd%) : FOR i% = 1 TO Nd% : StartingXiMin(i%) = XiMin(i%) : StartingXiMax(i%) =
XiMax(i%) : NEXT i%

    IF PlaceInitialProbes$ = "2D GRID" THEN

        Np% = NumProbesPerDimension%^2 : REDIM R(1 TO Np%, 1 TO Nd%, 0 TO Nt%) 'to create (Np/Nd) x (Np/Nd) grid

    END IF

CASE "F1" '(n-D)

    Nd% = 30
    NumProbesPerDimension% = 2
    Np% = NumProbesPerDimension%*Nd%

    Nt% = 500
    G = 2##
    Alpha = 2##
    Beta = 2##
    DeltaT = 1##
    Frep = 0.5##

    PlaceInitialProbes$ = "UNIFORM ON-AXIS"
    InitialAcceleration$ = "ZERO"
    RepositionFactor$ = "VARIABLE"

    CALL
ChangeRunParameters(NumProbesPerDimension%,Np%,Nd%,Nt%,G,Alpha,Beta,DeltaT,Frep,PlaceInitialProbes$,InitialAcceleration$,RepositionFactor$,FunctionName$)

    Np% = NumProbesPerDimension%*Nd%

    REDIM XiMin(1 TO Nd%), XiMax(1 TO Nd%) : FOR i% = 1 TO Nd% : XiMin(i%) = -100## : XiMax(i%) = 100## : NEXT i%

    XiMax(i%) : NEXT i%

    REDIM StartingXiMin(1 TO Nd%), StartingXiMax(1 TO Nd%) : FOR i% = 1 TO Nd% : StartingXiMin(i%) = XiMin(i%) : StartingXiMax(i%) =
XiMax(i%) : NEXT i%

    IF PlaceInitialProbes$ = "2D GRID" THEN

        Np% = NumProbesPerDimension%^2 : REDIM R(1 TO Np%, 1 TO Nd%, 0 TO Nt%) 'to create (Np/Nd) x (Np/Nd) grid

    END IF

CASE "F2" '(n-D)

    Nd% = 30
    NumProbesPerDimension% = 2
    Np% = NumProbesPerDimension%*Nd%

    Nt% = 500
    G = 2##
    Alpha = 2##
    Beta = 2##
    DeltaT = 1##
    Frep = 0.5##

    PlaceInitialProbes$ = "UNIFORM ON-AXIS"
    InitialAcceleration$ = "ZERO"
    RepositionFactor$ = "VARIABLE"

    CALL
ChangeRunParameters(NumProbesPerDimension%,Np%,Nd%,Nt%,G,Alpha,Beta,DeltaT,Frep,PlaceInitialProbes$,InitialAcceleration$,RepositionFactor$,FunctionName$)

    Np% = NumProbesPerDimension%*Nd%

    REDIM XiMin(1 TO Nd%), XiMax(1 TO Nd%) : FOR i% = 1 TO Nd% : XiMin(i%) = -10## : XiMax(i%) = 10## : NEXT i%

    XiMax(i%) : NEXT i%

    REDIM StartingXiMin(1 TO Nd%), StartingXiMax(1 TO Nd%) : FOR i% = 1 TO Nd% : StartingXiMin(i%) = XiMin(i%) : StartingXiMax(i%) =
XiMax(i%) : NEXT i%

    IF PlaceInitialProbes$ = "2D GRID" THEN

        Np% = NumProbesPerDimension%^2 : REDIM R(1 TO Np%, 1 TO Nd%, 0 TO Nt%) 'to create (Np/Nd) x (Np/Nd) grid

```

```

END IF

CASE "F3" '(n-D)

  Nd%           = 30
  NumProbesPerDimension% = 2
  Np%           = NumProbesPerDimension%*Nd%

  Nt%          = 500
  G             = 2##
  Alpha         = 2##
  Beta          = 2##
  DeltaT        = 1##
  Frep          = 0.5##

  PlaceInitialProbes$ = "UNIFORM ON-AXIS"
  InitialAcceleration$ = "ZERO"
  RepositionFactor$   = "VARIABLE"

  CALL
ChangeRunParameters(NumProbesPerDimension%,Np%,Nd%,Nt%,G,Alpha,Beta,DeltaT,Frep,PlaceInitialProbes$,InitialAcceleration$,RepositionFactor$,FunctionName$)

  Np% = NumProbesPerDimension%*Nd%

  REDIM XiMin(1 TO Nd%), XiMax(1 TO Nd%) : FOR i% = 1 TO Nd% : XiMin(i%) = -100## : XiMax(i%) = 100## : NEXT i%

  REDIM StartingXiMin(1 TO Nd%), StartingXiMax(1 TO Nd%) : FOR i% = 1 TO Nd% : StartingXiMin(i%) = XiMin(i%) : StartingXiMax(i%) = XiMax(i%) : NEXT i%

  IF PlaceInitialProbes$ = "2D GRID" THEN

    Np% = NumProbesPerDimension%^2 : REDIM R(1 TO Np%, 1 TO Nd%, 0 TO Nt%) 'to create (Np/Nd) x (Np/Nd) grid

  END IF

CASE "F4" '(n-D)

  Nd%           = 30
  NumProbesPerDimension% = 2
  Np%           = NumProbesPerDimension%*Nd%

  Nt%          = 500
  G             = 2##
  Alpha         = 2##
  Beta          = 2##
  DeltaT        = 1##
  Frep          = 0.5##

  PlaceInitialProbes$ = "UNIFORM ON-AXIS"
  InitialAcceleration$ = "ZERO"
  RepositionFactor$   = "VARIABLE"

  CALL
ChangeRunParameters(NumProbesPerDimension%,Np%,Nd%,Nt%,G,Alpha,Beta,DeltaT,Frep,PlaceInitialProbes$,InitialAcceleration$,RepositionFactor$,FunctionName$)

  Np% = NumProbesPerDimension%*Nd%

  REDIM XiMin(1 TO Nd%), XiMax(1 TO Nd%) : FOR i% = 1 TO Nd% : XiMin(i%) = -100## : XiMax(i%) = 100## : NEXT i%

  REDIM StartingXiMin(1 TO Nd%), StartingXiMax(1 TO Nd%) : FOR i% = 1 TO Nd% : StartingXiMin(i%) = XiMin(i%) : StartingXiMax(i%) = XiMax(i%) : NEXT i%

  IF PlaceInitialProbes$ = "2D GRID" THEN

    Np% = NumProbesPerDimension%^2 : REDIM R(1 TO Np%, 1 TO Nd%, 0 TO Nt%) 'to create (Np/Nd) x (Np/Nd) grid

  END IF

CASE "F5" '(n-D)

  Nd%           = 30
  NumProbesPerDimension% = 2
  Np%           = NumProbesPerDimension%*Nd%

  Nt%          = 500
  G             = 2##
  Alpha         = 2##
  Beta          = 2##
  DeltaT        = 1##
  Frep          = 0.5##

  PlaceInitialProbes$ = "UNIFORM ON-AXIS"
  InitialAcceleration$ = "ZERO"
  RepositionFactor$   = "VARIABLE"

  CALL
ChangeRunParameters(NumProbesPerDimension%,Np%,Nd%,Nt%,G,Alpha,Beta,DeltaT,Frep,PlaceInitialProbes$,InitialAcceleration$,RepositionFactor$,FunctionName$)

  Np% = NumProbesPerDimension%*Nd%

  REDIM XiMin(1 TO Nd%), XiMax(1 TO Nd%) : FOR i% = 1 TO Nd% : XiMin(i%) = -30## : XiMax(i%) = 30## : NEXT i%

  REDIM StartingXiMin(1 TO Nd%), StartingXiMax(1 TO Nd%) : FOR i% = 1 TO Nd% : StartingXiMin(i%) = XiMin(i%) : StartingXiMax(i%) = XiMax(i%) : NEXT i%

  IF PlaceInitialProbes$ = "2D GRID" THEN

    Np% = NumProbesPerDimension%^2 : REDIM R(1 TO Np%, 1 TO Nd%, 0 TO Nt%) 'to create (Np/Nd) x (Np/Nd) grid

  END IF

CASE "F6" '(n-D) STEP

  Nd%           = 30
  NumProbesPerDimension% = 2 '20
  Np%           = NumProbesPerDimension%*Nd%

  Nt%          = 500
  G             = 2##
  Alpha         = 2##

```



```

Beta      = 2##
DeltaT    = 1##
Fprep     = 0.5##

PlaceInitialProbes$ = "UNIFORM ON-AXIS"
InitialAcceleration$ = "ZERO"
RepositionFactor$   = "VARIABLE" "'FIXED"

CALL
ChangeRunParameters(NumProbesPerDimension$,Np$,Nd$,Nt$,G,Alpha,Beta,DeltaT,Fprep,PlaceInitialProbes$,InitialAcceleration$,RepositionFactor$,FunctionName$)

Np$ = NumProbesPerDimension$*Nd$

REDIM XiMin(1 TO Nd%), XiMax(1 TO Nd%) : FOR i$ = 1 TO Nd% : XiMin(i$) = -100## : XiMax(i$) = 100## : NEXT i$

REDIM StartingXiMin(1 TO Nd%), StartingXiMax(1 TO Nd%) : FOR i$ = 1 TO Nd% : StartingXiMin(i$) = XiMin(i$) : StartingXiMax(i$) = XiMax(i$) : NEXT i$

IF PlaceInitialProbes$ = "2D GRID" THEN

    Np$ = NumProbesPerDimension$^2 : REDIM R(1 TO Np$, 1 TO Nd%, 0 TO Nt$) 'to create (Np/Nd) x (Np/Nd) grid

END IF

CASE "F7" '(n-D)

    Nd$      = 30
    NumProbesPerDimension$ = 2 '20
    Np$      = NumProbesPerDimension$*Nd$

    Nt$      = 100          'BECAUSE THIS FUNCTION HAS A RANDOM COMPONENT !!
    G        = 2##
    Alpha    = 2##
    Beta     = 2##
    DeltaT   = 1##
    Fprep    = 0.5##

    PlaceInitialProbes$ = "UNIFORM ON-AXIS"
    InitialAcceleration$ = "ZERO"
    RepositionFactor$   = "VARIABLE" "'FIXED"

    CALL
    ChangeRunParameters(NumProbesPerDimension$,Np$,Nd$,Nt$,G,Alpha,Beta,DeltaT,Fprep,PlaceInitialProbes$,InitialAcceleration$,RepositionFactor$,FunctionName$)

    Np$ = NumProbesPerDimension$*Nd$

    REDIM XiMin(1 TO Nd%), XiMax(1 TO Nd%) : FOR i$ = 1 TO Nd% : XiMin(i$) = -1.28## : XiMax(i$) = 1.28## : NEXT i$

    REDIM StartingXiMin(1 TO Nd%), StartingXiMax(1 TO Nd%) : FOR i$ = 1 TO Nd% : StartingXiMin(i$) = XiMin(i$) : StartingXiMax(i$) = XiMax(i$) : NEXT i$

    IF PlaceInitialProbes$ = "2D GRID" THEN

        Np$ = NumProbesPerDimension$^2 : REDIM R(1 TO Np$, 1 TO Nd%, 0 TO Nt$) 'to create (Np/Nd) x (Np/Nd) grid

    END IF 'F7

CASE "F8" '(n-D)

    Nd$      = 30
    NumProbesPerDimension$ = 2 '4 '20
    Np$      = NumProbesPerDimension$*Nd$

    Nt$      = 500
    G        = 2##
    Alpha    = 2##
    Beta     = 2##
    DeltaT   = 1##
    Fprep    = 0.5##

    PlaceInitialProbes$ = "UNIFORM ON-AXIS"
    InitialAcceleration$ = "ZERO"
    RepositionFactor$   = "VARIABLE" "'FIXED"

    CALL
    ChangeRunParameters(NumProbesPerDimension$,Np$,Nd$,Nt$,G,Alpha,Beta,DeltaT,Fprep,PlaceInitialProbes$,InitialAcceleration$,RepositionFactor$,FunctionName$)

    Np$ = NumProbesPerDimension$*Nd$

    REDIM XiMin(1 TO Nd%), XiMax(1 TO Nd%) : FOR i$ = 1 TO Nd% : XiMin(i$) = -500## : XiMax(i$) = 500## : NEXT i$

    REDIM StartingXiMin(1 TO Nd%), StartingXiMax(1 TO Nd%) : FOR i$ = 1 TO Nd% : StartingXiMin(i$) = XiMin(i$) : StartingXiMax(i$) = XiMax(i$) : NEXT i$

    IF PlaceInitialProbes$ = "2D GRID" THEN

        Np$ = NumProbesPerDimension$^2 : REDIM R(1 TO Np$, 1 TO Nd%, 0 TO Nt$) 'to create (Np/Nd) x (Np/Nd) grid

    END IF 'F8

CASE "F9" '(n-D)

    Nd$      = 30
    NumProbesPerDimension$ = 2 '4 '20
    Np$      = NumProbesPerDimension$*Nd$

    Nt$      = 500
    G        = 2##
    Alpha    = 2##
    Beta     = 2##
    DeltaT   = 1##
    Fprep    = 0.5##

    PlaceInitialProbes$ = "UNIFORM ON-AXIS"
    InitialAcceleration$ = "ZERO"
    RepositionFactor$   = "VARIABLE" "'FIXED"

    CALL
    ChangeRunParameters(NumProbesPerDimension$,Np$,Nd$,Nt$,G,Alpha,Beta,DeltaT,Fprep,PlaceInitialProbes$,InitialAcceleration$,RepositionFactor$,FunctionName$)

```

```

Np% = NumProbesPerDimension%*Nd%

REDIM XiMin(1 TO Nd%), XiMax(1 TO Nd%) : FOR i% = 1 TO Nd% : XiMin(i%) = -5.12## : XiMax(i%) = 5.12## : NEXT i%

REDIM StartingXiMin(1 TO Nd%), StartingXiMax(1 TO Nd%) : FOR i% = 1 TO Nd% : StartingXiMin(i%) = XiMin(i%) : StartingXiMax(i%) =
XiMax(i%) : NEXT i%

IF PlaceInitialProbes$ = "2D GRID" THEN

    Np% = NumProbesPerDimension%^2 : REDIM R(1 TO Np%, 1 TO Nd%, 0 TO Nt%) 'to create (Np/Nd) x (Np/Nd) grid

END IF 'F9

CASE "F10" '(n-D) Ackley's Function

    Nd%           = 30
    NumProbesPerDimension% = 2 '4 '20
    Np%           = NumProbesPerDimension%*Nd%

    Nt%           = 500
    G              = 2##
    Alpha          = 2##
    Beta           = 2##
    DeltaT         = 1##
    Frep           = 0.5##

    PlaceInitialProbes$ = "UNIFORM ON-AXIS"
    InitialAcceleration$ = "ZERO"
    RepositionFactor$   = "VARIABLE" "'FIXED"

CALL
ChangeRunParameters(NumProbesPerDimension%,Np%,Nd%,Nt%,G,Alpha,Beta,DeltaT,Frep,PlaceInitialProbes$,InitialAcceleration$,RepositionFactor$,FunctionName$)

Np% = NumProbesPerDimension%*Nd%

REDIM XiMin(1 TO Nd%), XiMax(1 TO Nd%) : FOR i% = 1 TO Nd% : XiMin(i%) = -32## : XiMax(i%) = 32## : NEXT i%

REDIM StartingXiMin(1 TO Nd%), StartingXiMax(1 TO Nd%) : FOR i% = 1 TO Nd% : StartingXiMin(i%) = XiMin(i%) : StartingXiMax(i%) =
XiMax(i%) : NEXT i%

IF PlaceInitialProbes$ = "2D GRID" THEN

    Np% = NumProbesPerDimension%^2 : REDIM R(1 TO Np%, 1 TO Nd%, 0 TO Nt%) 'to create (Np/Nd) x (Np/Nd) grid

END IF 'F10

CASE "F11" '(n-D)

    Nd%           = 30
    NumProbesPerDimension% = 2 '4 '20
    Np%           = NumProbesPerDimension%*Nd%

    Nt%           = 500
    G              = 2##
    Alpha          = 2##
    Beta           = 2##
    DeltaT         = 1##
    Frep           = 0.5##

    PlaceInitialProbes$ = "UNIFORM ON-AXIS"
    InitialAcceleration$ = "ZERO"
    RepositionFactor$   = "VARIABLE" "'FIXED"

CALL
ChangeRunParameters(NumProbesPerDimension%,Np%,Nd%,Nt%,G,Alpha,Beta,DeltaT,Frep,PlaceInitialProbes$,InitialAcceleration$,RepositionFactor$,FunctionName$)

Np% = NumProbesPerDimension%*Nd%

REDIM XiMin(1 TO Nd%), XiMax(1 TO Nd%) : FOR i% = 1 TO Nd% : XiMin(i%) = -600## : XiMax(i%) = 600## : NEXT i%

REDIM StartingXiMin(1 TO Nd%), StartingXiMax(1 TO Nd%) : FOR i% = 1 TO Nd% : StartingXiMin(i%) = XiMin(i%) : StartingXiMax(i%) =
XiMax(i%) : NEXT i%

IF PlaceInitialProbes$ = "2D GRID" THEN

    Np% = NumProbesPerDimension%^2 : REDIM R(1 TO Np%, 1 TO Nd%, 0 TO Nt%) 'to create (Np/Nd) x (Np/Nd) grid

END IF 'F11

CASE "F12" '(n-D) Penalized #1

    Nd%           = 30
    NumProbesPerDimension% = 2 '4 '20
    Np%           = NumProbesPerDimension%*Nd%

    Nt%           = 500
    G              = 2##
    Alpha          = 2##
    Beta           = 2##
    DeltaT         = 1##
    Frep           = 0.5##

    PlaceInitialProbes$ = "UNIFORM ON-AXIS"
    InitialAcceleration$ = "ZERO"
    RepositionFactor$   = "VARIABLE" "'FIXED"

CALL
ChangeRunParameters(NumProbesPerDimension%,Np%,Nd%,Nt%,G,Alpha,Beta,DeltaT,Frep,PlaceInitialProbes$,InitialAcceleration$,RepositionFactor$,FunctionName$)

Np% = NumProbesPerDimension%*Nd%

REDIM XiMin(1 TO Nd%), XiMax(1 TO Nd%) : FOR i% = 1 TO Nd% : XiMin(i%) = -50## : XiMax(i%) = 50## : NEXT i%

REDIM StartingXiMin(1 TO Nd%), StartingXiMax(1 TO Nd%) : FOR i% = 1 TO Nd% : StartingXiMin(i%) = XiMin(i%) : StartingXiMax(i%) =
XiMax(i%) : NEXT i%

IF PlaceInitialProbes$ = "2D GRID" THEN

    Np% = NumProbesPerDimension%^2 : REDIM R(1 TO Np%, 1 TO Nd%, 0 TO Nt%) 'to create (Np/Nd) x (Np/Nd) grid

END IF 'F12

```

```

CASE "F13" '(n-D) Penalized #2

    Nd% = 30
    NumProbesPerDimension% = 2 '4 '20
    Np% = NumProbesPerDimension%*Nd%

    Nt& = 500
    G = 2##
    Alpha = 2##
    Beta = 2##
    DeltaT = 1##
    Frep = 0.5##

    PlaceInitialProbes$ = "UNIFORM ON-AXIS"
    InitialAcceleration$ = "ZERO"
    RepositionFactor$ = "VARIABLE" '"FIXED"

    CALL
ChangeRunParameters(NumProbesPerDimension%,Np%,Nd%,Nt&,G,Alpha,Beta,DeltaT,Frep,PlaceInitialProbes$,InitialAcceleration$,RepositionFactor$,FunctionName$)

    Np% = NumProbesPerDimension%*Nd%

    REDIM XiMin(1 TO Nd%), XiMax(1 TO Nd%) : FOR i% = 1 TO Nd% : XiMin(i%) = -50## : XiMax(i%) = 50## : NEXT i%

    REDIM StartingXiMin(1 TO Nd%), StartingXiMax(1 TO Nd%) : FOR i% = 1 TO Nd% : StartingXiMin(i%) = XiMin(i%) : StartingXiMax(i%) = XiMax(i%) : NEXT i%

    IF PlaceInitialProbes$ = "2D GRID" THEN

        Np% = NumProbesPerDimension%^2 : REDIM R(1 TO Np%, 1 TO Nd%, 0 TO Nt&) 'to create (Np/Nd) x (Np/Nd) grid

    END IF 'F13

CASE "F14" '(2-D) Shekel's Foxholes

    Nd% = 2
    NumProbesPerDimension% = 4 '20
    Np% = NumProbesPerDimension%*Nd%

    Nt& = 500
    G = 2##
    Alpha = 2##
    Beta = 2##
    DeltaT = 1##
    Frep = 0.5##

    PlaceInitialProbes$ = "UNIFORM ON-AXIS"
    InitialAcceleration$ = "ZERO"
    RepositionFactor$ = "VARIABLE" '"FIXED"

    CALL
ChangeRunParameters(NumProbesPerDimension%,Np%,Nd%,Nt&,G,Alpha,Beta,DeltaT,Frep,PlaceInitialProbes$,InitialAcceleration$,RepositionFactor$,FunctionName$)

    Nd% = 2 'cannot change dimensionality of Shekel's Foxholes function!

    Np% = NumProbesPerDimension%*Nd%

    REDIM XiMin(1 TO Nd%), XiMax(1 TO Nd%) : FOR i% = 1 TO Nd% : XiMin(i%) = -65.536## : XiMax(i%) = 65.536## : NEXT i%

    REDIM StartingXiMin(1 TO Nd%), StartingXiMax(1 TO Nd%) : FOR i% = 1 TO Nd% : StartingXiMin(i%) = XiMin(i%) : StartingXiMax(i%) = XiMax(i%) : NEXT i%

    IF PlaceInitialProbes$ = "2D GRID" THEN

        Np% = NumProbesPerDimension%^2 : REDIM R(1 TO Np%, 1 TO Nd%, 0 TO Nt&) 'to create (Np/Nd) x (Np/Nd) grid

    END IF 'F14

CASE "F15" '(4-D) Kowalik's Function

    Nd% = 4
    NumProbesPerDimension% = 4 '20
    Np% = NumProbesPerDimension%*Nd%

    Nt& = 500
    G = 2##
    Alpha = 2##
    Beta = 2##
    DeltaT = 1##
    Frep = 0.5##

    PlaceInitialProbes$ = "UNIFORM ON-AXIS"
    InitialAcceleration$ = "ZERO"
    RepositionFactor$ = "VARIABLE" '"FIXED"

    CALL
ChangeRunParameters(NumProbesPerDimension%,Np%,Nd%,Nt&,G,Alpha,Beta,DeltaT,Frep,PlaceInitialProbes$,InitialAcceleration$,RepositionFactor$,FunctionName$)

    Nd% = 4 'cannot change dimensionality of Kowalik's Function!

    Np% = NumProbesPerDimension%*Nd%

    REDIM XiMin(1 TO Nd%), XiMax(1 TO Nd%) : FOR i% = 1 TO Nd% : XiMin(i%) = -5## : XiMax(i%) = 5## : NEXT i%

    REDIM StartingXiMin(1 TO Nd%), StartingXiMax(1 TO Nd%) : FOR i% = 1 TO Nd% : StartingXiMin(i%) = XiMin(i%) : StartingXiMax(i%) = XiMax(i%) : NEXT i%

CASE "F16" '(2-D) Camel Back

    Nd% = 2
    NumProbesPerDimension% = 4 '20
    Np% = NumProbesPerDimension%*Nd%

    Nt& = 500
    G = 2##
    Alpha = 2##
    Beta = 2##
    DeltaT = 1##
    Frep = 0.5##

```

```

PlaceInitialProbes$ = "UNIFORM ON-AXIS"
InitialAcceleration$ = "ZERO"
RepositionFactor$ = "VARIABLE" "FIXED"

CALL
ChangeRunParameters(NumProbesPerDimension%,Np%,Nd%,Nt%,G,Alpha,Beta,DeltaT,Frep,PlaceInitialProbes$,InitialAcceleration$,RepositionFactor$,FunctionName$)

Nd% = 2 'cannot change dimensionality of Camel Back function!
Np% = NumProbesPerDimension%*Nd%

REDIM XiMin(1 TO Nd%), XiMax(1 TO Nd%) : FOR i% = 1 TO Nd% : XiMin(i%) = -5## : XiMax(i%) = 5## : NEXT i%

REDIM StartingXiMin(1 TO Nd%), StartingXiMax(1 TO Nd%) : FOR i% = 1 TO Nd% : StartingXiMin(i%) = XiMin(i%) : StartingXiMax(i%) = XiMax(i%) : NEXT i%

IF PlaceInitialProbes$ = "2D GRID" THEN

Np% = NumProbesPerDimension%^2 : REDIM R(1 TO Np%, 1 TO Nd%, 0 TO Nt%) 'to create (Np/Nd) x (Np/Nd) grid

END IF 'F16

CASE "F17" '(2-D) Branin

Nd% = 2
NumProbesPerDimension% = 4 '20
Np% = NumProbesPerDimension%*Nd%

Nt% = 500
G = 2##
Alpha = 2##
Beta = 2##
DeltaT = 1##
Frep = 0.5##

PlaceInitialProbes$ = "UNIFORM ON-AXIS"
InitialAcceleration$ = "ZERO"
RepositionFactor$ = "VARIABLE" "FIXED"

CALL
ChangeRunParameters(NumProbesPerDimension%,Np%,Nd%,Nt%,G,Alpha,Beta,DeltaT,Frep,PlaceInitialProbes$,InitialAcceleration$,RepositionFactor$,FunctionName$)

Nd% = 2 'cannot change dimensionality of Branin function!
Np% = NumProbesPerDimension%*Nd%

REDIM XiMin(1 TO Nd%), XiMax(1 TO Nd%) : XiMin(1) = -5## : XiMax(1) = 10## : XiMin(2) = 0## : XiMax(2) = 15##

REDIM StartingXiMin(1 TO Nd%), StartingXiMax(1 TO Nd%) : FOR i% = 1 TO Nd% : StartingXiMin(i%) = XiMin(i%) : StartingXiMax(i%) = XiMax(i%) : NEXT i%

IF PlaceInitialProbes$ = "2D GRID" THEN

Np% = NumProbesPerDimension%^2 : REDIM R(1 TO Np%, 1 TO Nd%, 0 TO Nt%) 'to create (Np/Nd) x (Np/Nd) grid

END IF 'F17

CASE "F18" '(2-D) Goldstein-Price

Nd% = 2
NumProbesPerDimension% = 4 '20
Np% = NumProbesPerDimension%*Nd%

Nt% = 500
G = 2##
Alpha = 2##
Beta = 2##
DeltaT = 1##
Frep = 0.5##

PlaceInitialProbes$ = "UNIFORM ON-AXIS"
InitialAcceleration$ = "ZERO"
RepositionFactor$ = "VARIABLE" "FIXED"

CALL
ChangeRunParameters(NumProbesPerDimension%,Np%,Nd%,Nt%,G,Alpha,Beta,DeltaT,Frep,PlaceInitialProbes$,InitialAcceleration$,RepositionFactor$,FunctionName$)

Nd% = 2 'cannot change dimensionality of Branin function!
Np% = NumProbesPerDimension%*Nd%

REDIM XiMin(1 TO Nd%), XiMax(1 TO Nd%) : XiMin(1) = -2## : XiMax(1) = 2## : XiMin(2) = -2## : XiMax(2) = 2##

REDIM StartingXiMin(1 TO Nd%), StartingXiMax(1 TO Nd%) : FOR i% = 1 TO Nd% : StartingXiMin(i%) = XiMin(i%) : StartingXiMax(i%) = XiMax(i%) : NEXT i%

IF PlaceInitialProbes$ = "2D GRID" THEN

Np% = NumProbesPerDimension%^2 : REDIM R(1 TO Np%, 1 TO Nd%, 0 TO Nt%) 'to create (Np/Nd) x (Np/Nd) grid

END IF 'F18

CASE "F19" '(3-D) Hartman's Family #1

Nd% = 3
NumProbesPerDimension% = 4 '20
Np% = NumProbesPerDimension%*Nd%

Nt% = 500
G = 2##
Alpha = 2##
Beta = 2##
DeltaT = 1##
Frep = 0.5##

PlaceInitialProbes$ = "UNIFORM ON-AXIS"
InitialAcceleration$ = "ZERO"
RepositionFactor$ = "VARIABLE" "FIXED"

```

```

CALL
ChangeRunParameters(NumProbesPerDimension%,Np%,Nd%,Nt%,G,Alpha,Beta,DeltaT,Frep,PlaceInitialProbes$,InitialAcceleration$,RepositionFactor$,FunctionName$)

Nd% = 3 'cannot change dimensionality of Hartman's Family!
Np% = NumProbesPerDimension%*Nd%
REDIM XiMin(1 TO Nd%), XiMax(1 TO Nd%) : FOR i% = 1 TO Nd% : XiMin(i%) = 0## : XiMax(i%) = 1## : NEXT i%
REDIM StartingXiMin(1 TO Nd%), StartingXiMax(1 TO Nd%) : FOR i% = 1 TO Nd% : StartingXiMin(i%) = XiMin(i%) : StartingXiMax(i%) = XiMax(i%) : NEXT i%
CASE "F20" '(6-D) Hartman's Family #2
Nd% = 6
NumProbesPerDimension% = 4 '20
Np% = NumProbesPerDimension%*Nd%
Nt% = 500
G = 2##
Alpha = 2##
Beta = 2##
DeltaT = 1##
Frep = 0.5##
PlaceInitialProbes$ = "UNIFORM ON-AXIS"
InitialAcceleration$ = "ZERO"
RepositionFactor$ = "VARIABLE" "'FIXED"
CALL
ChangeRunParameters(NumProbesPerDimension%,Np%,Nd%,Nt%,G,Alpha,Beta,DeltaT,Frep,PlaceInitialProbes$,InitialAcceleration$,RepositionFactor$,FunctionName$)

Nd% = 6 'cannot change dimensionality of Hartman's Family!
Np% = NumProbesPerDimension%*Nd%
REDIM XiMin(1 TO Nd%), XiMax(1 TO Nd%) : FOR i% = 1 TO Nd% : XiMin(i%) = 0## : XiMax(i%) = 1## : NEXT i%
REDIM StartingXiMin(1 TO Nd%), StartingXiMax(1 TO Nd%) : FOR i% = 1 TO Nd% : StartingXiMin(i%) = XiMin(i%) : StartingXiMax(i%) = XiMax(i%) : NEXT i%
CASE "F21" '(4-D) Shekel's Family m=5
Nd% = 4
NumProbesPerDimension% = 4 '20
Np% = NumProbesPerDimension%*Nd%
Nt% = 500
G = 2##
Alpha = 2##
Beta = 2##
DeltaT = 1##
Frep = 0.5##
PlaceInitialProbes$ = "UNIFORM ON-AXIS"
InitialAcceleration$ = "ZERO"
RepositionFactor$ = "VARIABLE" "'FIXED"
CALL
ChangeRunParameters(NumProbesPerDimension%,Np%,Nd%,Nt%,G,Alpha,Beta,DeltaT,Frep,PlaceInitialProbes$,InitialAcceleration$,RepositionFactor$,FunctionName$)

Nd% = 4 'cannot change dimensionality of Shekel's Family!
Np% = NumProbesPerDimension%*Nd%
REDIM XiMin(1 TO Nd%), XiMax(1 TO Nd%) : FOR i% = 1 TO Nd% : XiMin(i%) = 0## : XiMax(i%) = 10## : NEXT i%
REDIM StartingXiMin(1 TO Nd%), StartingXiMax(1 TO Nd%) : FOR i% = 1 TO Nd% : StartingXiMin(i%) = XiMin(i%) : StartingXiMax(i%) = XiMax(i%) : NEXT i%
CASE "F22" '(4-D) Shekel's Family m=7
Nd% = 4
NumProbesPerDimension% = 4 '20
Np% = NumProbesPerDimension%*Nd%
Nt% = 500
G = 2##
Alpha = 2##
Beta = 2##
DeltaT = 1##
Frep = 0.5##
PlaceInitialProbes$ = "UNIFORM ON-AXIS"
InitialAcceleration$ = "ZERO"
RepositionFactor$ = "VARIABLE" "'FIXED"
CALL
ChangeRunParameters(NumProbesPerDimension%,Np%,Nd%,Nt%,G,Alpha,Beta,DeltaT,Frep,PlaceInitialProbes$,InitialAcceleration$,RepositionFactor$,FunctionName$)

Nd% = 4 'cannot change dimensionality of Shekel's Family!
Np% = NumProbesPerDimension%*Nd%
REDIM XiMin(1 TO Nd%), XiMax(1 TO Nd%) : FOR i% = 1 TO Nd% : XiMin(i%) = 0## : XiMax(i%) = 10## : NEXT i%
REDIM StartingXiMin(1 TO Nd%), StartingXiMax(1 TO Nd%) : FOR i% = 1 TO Nd% : StartingXiMin(i%) = XiMin(i%) : StartingXiMax(i%) = XiMax(i%) : NEXT i%
CASE "F23" '(4-D) Shekel's Family m=10
Nd% = 4
NumProbesPerDimension% = 4 '20
Np% = NumProbesPerDimension%*Nd%
Nt% = 500
G = 2##
Alpha = 2##
Beta = 2##
DeltaT = 1##

```

```

Frep      = 0.5##

PlaceInitialProbes$ = "UNIFORM ON-AXIS"
InitialAcceleration$ = "ZERO"
RepositionFactor$   = "VARIABLE" "FIXED"

CALL
ChangeRunParameters(NumProbesPerDimension$,Np$,Nd$,Nt$,G,Alpha,Beta,DeltaT,Frep,PlaceInitialProbes$,InitialAcceleration$,RepositionFactor$,FunctionName$)

Nd% = 4 'cannot change dimensionality of Shekel's Family!

Np% = NumProbesPerDimension$*Nd%

REDIM XiMin(1 TO Nd%), XiMax(1 TO Nd%) : FOR i% = 1 TO Nd% : XiMin(i%) = 0## : XiMax(i%) = 10## : NEXT i%

REDIM StartingXiMin(1 TO Nd%), StartingXiMax(1 TO Nd%) : FOR i% = 1 TO Nd% : StartingXiMin(i%) = XiMin(i%) : StartingXiMax(i%) = XiMax(i%) : NEXT i%

CASE "PBM_1" '2-D

Nd%      = 2
NumProbesPerDimension$ = 2 '4 '20
Np%      = NumProbesPerDimension$*Nd%

Nt%      = 100
G         = 2##
Alpha     = 2##
Beta      = 2##
DeltaT    = 1##
Frep      = 0.5##

PlaceInitialProbes$ = "UNIFORM ON-AXIS"
InitialAcceleration$ = "ZERO"
RepositionFactor$   = "VARIABLE" "FIXED"

CALL
ChangeRunParameters(NumProbesPerDimension$,Np$,Nd$,Nt$,G,Alpha,Beta,DeltaT,Frep,PlaceInitialProbes$,InitialAcceleration$,RepositionFactor$,FunctionName$)

Nd% = 2 'cannot change dimensionality of PBM_1!

Np% = NumProbesPerDimension$*Nd%

REDIM XiMin(1 TO Nd%), XiMax(1 TO Nd%)

XiMin(1) = 0.5## : XiMax(1) = 3## 'dipole length, L, in Wavelengths
XiMin(2) = 0##   : XiMax(2) = Pi2 'polar angle, Theta, in Radians

REDIM StartingXiMin(1 TO Nd%), StartingXiMax(1 TO Nd%) : FOR i% = 1 TO Nd% : StartingXiMin(i%) = XiMin(i%) : StartingXiMax(i%) = XiMax(i%) : NEXT i%

NN% = FREEFILE : OPEN "INFILE.DAT" FOR OUTPUT AS #NN% : PRINT #NN%,"PBM1.NEC" : PRINT #NN%,"PBM1.OUT" : CLOSE #NN% 'NEC Input/Output
Files

CASE "PBM_2" '2-D

AddNoiseToPBM2$ = "NO" ""YES" ""NO" ""YES"

Nd%      = 2
NumProbesPerDimension$ = 4 '20
Np%      = NumProbesPerDimension$*Nd%

Nt%      = 100
G         = 2##
Alpha     = 2##
Beta      = 2##
DeltaT    = 1##
Frep      = 0.5##

PlaceInitialProbes$ = "UNIFORM ON-AXIS"
InitialAcceleration$ = "ZERO"
RepositionFactor$   = "VARIABLE" "FIXED"

CALL
ChangeRunParameters(NumProbesPerDimension$,Np$,Nd$,Nt$,G,Alpha,Beta,DeltaT,Frep,PlaceInitialProbes$,InitialAcceleration$,RepositionFactor$,FunctionName$)

Nd% = 2 'cannot change dimensionality of PBM_2!

Np% = NumProbesPerDimension$*Nd%

REDIM XiMin(1 TO Nd%), XiMax(1 TO Nd%)

XiMin(1) = 5## : XiMax(1) = 15## 'dipole separation, D, in Wavelengths
XiMin(2) = 0## : XiMax(2) = Pi 'polar angle, Theta, in Radians

REDIM StartingXiMin(1 TO Nd%), StartingXiMax(1 TO Nd%) : FOR i% = 1 TO Nd% : StartingXiMin(i%) = XiMin(i%) : StartingXiMax(i%) = XiMax(i%) : NEXT i%

NN% = FREEFILE : OPEN "INFILE.DAT" FOR OUTPUT AS #NN% : PRINT #NN%,"PBM2.NEC" : PRINT #NN%,"PBM2.OUT" : CLOSE #NN%

CASE "PBM_3" '2-D

Nd%      = 2
NumProbesPerDimension$ = 4 '20
Np%      = NumProbesPerDimension$*Nd%

Nt%      = 100
G         = 2##
Alpha     = 2##
Beta      = 2##
DeltaT    = 1##
Frep      = 0.5##

PlaceInitialProbes$ = "UNIFORM ON-AXIS"
InitialAcceleration$ = "ZERO"
RepositionFactor$   = "VARIABLE" "FIXED"

CALL
ChangeRunParameters(NumProbesPerDimension$,Np$,Nd$,Nt$,G,Alpha,Beta,DeltaT,Frep,PlaceInitialProbes$,InitialAcceleration$,RepositionFactor$,FunctionName$)

Nd% = 2 'cannot change dimensionality of PBM_3!

```

```

Np% = NumProbesPerDimension%*Nd%
REDIM XiMin(1 TO Nd%), XiMax(1 TO Nd%)

XiMin(1) = 0## : XiMax(1) = 4## 'Phase Parameter, Beta (0-4)
XiMin(2) = 0## : XiMax(2) = Pi 'polar angle, Theta, in Radians

REDIM StartingXiMin(1 TO Nd%), StartingXiMax(1 TO Nd%) : FOR i% = 1 TO Nd% : StartingXiMin(i%) = XiMin(i%) : StartingXiMax(i%) =
XiMax(i%) : NEXT i%

NN% = FREEFILE : OPEN "INFILE.DAT" FOR OUTPUT AS #NN% : PRINT #NN%, "PBM3.NEC" : PRINT #NN%, "PBM3.OUT" : CLOSE #NN%

CASE "PBM_4" '2-D

Nd% = 2
NumProbesPerDimension% = 4 '6 '2 '4 '20
Np% = NumProbesPerDimension%*Nd%

Nt% = 100
G = 2##
Alpha = 2##
Beta = 2##
DeltaT = 1##
Frep = 0.5##

PlaceInitialProbes$ = "UNIFORM ON-AXIS"
InitialAcceleration$ = "ZERO"
RepositionFactor$ = "VARIABLE" "FIXED"

CALL
ChangeRunParameters(NumProbesPerDimension%,Np%,Nd%,Nt%,G,Alpha,Beta,DeltaT,Frep,PlaceInitialProbes$,InitialAcceleration$,RepositionFactor$,FunctionName$)

Nd% = 2 'cannot change dimensionality of PBM_4!

Np% = NumProbesPerDimension%*Nd%
REDIM XiMin(1 TO Nd%), XiMax(1 TO Nd%)

XiMin(1) = 0.5## : XiMax(1) = 1.5## 'ARM LENGTH (NOT Total Length), wavelengths (0.5-1.5)
XiMin(2) = Pi/18## : XiMax(2) = Pi/2## 'Inner angle, Alpha, in Radians (Pi/18-Pi/2)

REDIM StartingXiMin(1 TO Nd%), StartingXiMax(1 TO Nd%) : FOR i% = 1 TO Nd% : StartingXiMin(i%) = XiMin(i%) : StartingXiMax(i%) =
XiMax(i%) : NEXT i%

NN% = FREEFILE : OPEN "INFILE.DAT" FOR OUTPUT AS #NN% : PRINT #NN%, "PBM4.NEC" : PRINT #NN%, "PBM4.OUT" : CLOSE #NN%

CASE "PBM_5"

NumCollinearElements% = 6 '30 'EVEN or ODD: 6,7,10,13,16,24 used by PBM

Nd% = NumCollinearElements% - 1
NumProbesPerDimension% = 4 '20
Np% = NumProbesPerDimension%*Nd%

Nt% = 100
G = 2##
Alpha = 2##
Beta = 2##
DeltaT = 1##
Frep = 0.5##

PlaceInitialProbes$ = "UNIFORM ON-AXIS"
InitialAcceleration$ = "ZERO"
RepositionFactor$ = "VARIABLE" "FIXED"

CALL
ChangeRunParameters(NumProbesPerDimension%,Np%,Nd%,Nt%,G,Alpha,Beta,DeltaT,Frep,PlaceInitialProbes$,InitialAcceleration$,RepositionFactor$,FunctionName$)

Nd% = NumCollinearElements% - 1
Np% = NumProbesPerDimension%*Nd%

REDIM XiMin(1 TO Nd%), XiMax(1 TO Nd%) : FOR i% = 1 TO Nd% : XiMin(i%) = 0.5## : XiMax(i%) = 1.5## : NEXT i%

REDIM StartingXiMin(1 TO Nd%), StartingXiMax(1 TO Nd%) : FOR i% = 1 TO Nd% : StartingXiMin(i%) = XiMin(i%) : StartingXiMax(i%) =
XiMax(i%) : NEXT i%

NN% = FREEFILE : OPEN "INFILE.DAT" FOR OUTPUT AS #NN% : PRINT #NN%, "PBM5.NEC" : PRINT #NN%, "PBM5.OUT" : CLOSE #NN%

' =====
' NOTE - DON'T FORGET TO ADD NEW TEST FUNCTIONS TO FUNCTION ObjectiveFunction() ABOVE !!
' =====

END SELECT

IF Nd% > 100 THEN Nt% = MIN(Nt%,200) 'to avoid array dimensioning problems

DiagLength = 0## : FOR i% = 1 TO Nd% : DiagLength = DiagLength + (XiMax(i%)-XiMin(i%))^2 : NEXT i% : DiagLength = SQR(DiagLength) 'compute
length of decision space principal diagonal

END SUB 'GetFunctionRunParameters()

'-----
FUNCTION ParrottF4(R(),Nd%,p%,j%) 'Parrott F4 (1-D)
'MAXIMUM = 1 AT ~0.0796875... WITH ZERO OFFSET.

'References:
'Beasley, D., D. R. Bull, and R. R. Martin, "A Sequential Niche Technique for Multimodal
'Function Optimization," Evol. Comp. (MIT Press), vol. 1, no. 2, 1993, pp. 101-125
'(online at http://citeseer.ist.psu.edu/beasley93sequential.html).
'Parrott, D., and X. Li, "Locating and Tracking Multiple Dynamic Optima by a Particle Swarm
'Model Using Speciation," IEEE Trans. Evol. Computation, vol. 10, no. 4, Aug. 2006, pp. 440-458.

LOCAL Z, x, offset AS EXT

offset = 0##

```

```

x = R(p%,1,j%)
Z = EXP(-2##*LOG(2##)*((x-0.08##-offset)/0.854##)^2)*(SIN(5##*Pi*(x-offset)^0.75##-0.05##))^6 'WARNING! This is a NATURAL LOG, NOT Log10!!!
ParrottF4 = Z
END FUNCTION 'ParrottF4()
'-----
FUNCTION SGO(R(),Nd%,p%,j%) 'SGO Function (2-D)
'MAXIMUM = ~130.8323226... @ ~(-2.8362075..., -2.8362075...) WITH ZERO OFFSET.
'Reference:
'Hsiao, Y., Chuang, C., Jiang, J., and Chien, C., "A Novel Optimization Algorithm: Space
'Gravitational Optimization," Proc. of 2005 IEEE International Conference on Systems, Man,
'and Cybernetics, 3, 2323-2328. (2005)
LOCAL x1, x2, Z, t1, t2, SGOx1offset, SGOx2offset AS EXT
SGOx1offset = 0## : SGOx2offset = 0##
' SGOx1offset = 40## : SGOx2offset = 10##
x1 = R(p%,1,j%) - SGOx1offset : x2 = R(p%,2,j%) - SGOx2offset
t1 = x1^4 - 16##*x1^2 + 0.5##*x1 : t2 = x2^4 - 16##*x2^2 + 0.5##*x2
Z = t1 + t2
SGO = -Z
END FUNCTION 'SGO()
'-----
FUNCTION GoldsteinPrice(R(),Nd%,p%,j%) 'Goldstein-Price Function (2-D)
'MAXIMUM = -3 @ (0,-1) WITH ZERO OFFSET.
'Reference:
'Cui, Z., Zeng, J., and Sun, G. (2006) 'A Fast Particle Swarm Optimization,' Int'l. J.
'Innovative Computing, Information and Control, vol. 2, no. 6, December, pp. 1365-1380.
LOCAL Z, x1, x2, offset1, offset2, t1, t2 AS EXT
offset1 = 0## : offset2 = 0##
' offset1 = 20## : offset2 = -10##
x1 = R(p%,1,j%)-offset1 : x2 = R(p%,2,j%)-offset2
t1 = 1##+(x1+x2+1##)^2*(19##-14##*x1+3##*x1^2-14##*x2+6##*x1*x2+3##*x2^2)
t2 = 30##+(2##*x1-3##*x2)^2*(18##-32##*x1+12##*x1^2+48##*x2-36##*x1*x2+27##*x2^2)
Z = t1*t2
GoldsteinPrice = -Z
END FUNCTION 'GoldsteinPrice()
'-----
FUNCTION StepFunction(R(),Nd%,p%,j%) 'Step Function (n-D)
'MAXIMUM VALUE = 0 @ [Offset]^n.
'Reference:
'Yao, X., Liu, Y., and Lin, G., "Evolutionary Programming Made Faster,"
'IEEE Trans. Evolutionary Computation, Vol. 3, No. 2, 82-102, Jul. 1999.
LOCAL Offset, Z AS EXT
LOCAL i%
Z = 0## : Offset = 0## '75.123## '0##
FOR i% = 1 TO Nd%
IF Nd% = 2 AND i% = 1 THEN Offset = 75 '75##
IF Nd% = 2 AND i% = 2 THEN Offset = 35 '30 '35##
Z = Z + INT((R(p%,i%,j%)-Offset) + 0.5##)^2
NEXT i%
StepFunction = -Z
END FUNCTION 'StepFunction()
'-----
FUNCTION Schwefel226(R(),Nd%,p%,j%) 'Schwefel Problem 2.26 (n-D)
'MAXIMUM = 12,569.5 @ [420.8687]^30 (30-D CASE).
'Reference:
'Yao, X., Liu, Y., and Lin, G., "Evolutionary Programming Made Faster,"
'IEEE Trans. Evolutionary Computation, Vol. 3, No. 2, 82-102, Jul. 1999.
LOCAL Z, Xi AS EXT
LOCAL i%
Z = 0##

```



```

FOR i% = 1 TO Nd%
    Xi = R(p%,i%,j%)
    Z = Z + Xi*SIN(SQR(ABS(Xi)))
NEXT i%

Schwefel226 = Z
END FUNCTION 'SCHWEFEL226()

'-----

FUNCTION Colville(R(),Nd%,p%,j%) 'Colville Function (4-D)
'MAXIMUM = 0 @ (1,1,1,1) WITH ZERO OFFSET.

'Reference:
'Doo-Hyun, and Se-Young, O., "A New Mutation Rule for Evolutionary Programming Motivated from
'Backpropagation Learning," IEEE Trans. Evolutionary Computation, Vol. 4, No. 2, pp. 188-190,
'July 2000.

LOCAL Z, x1, x2, x3, x4, offset AS EXT
offset = 0## '7.123##

x1 = R(p%,1,j%)-offset : x2 = R(p%,2,j%)-offset : x3 = R(p%,3,j%)-offset : x4 = R(p%,4,j%)-offset

Z = 100##*(x2-x1^2)^2 + (1##-x1)^2 + _
    90##*(x4-x3^2)^2 + (1##-x3)^2 + _
    10.1##*((x2-1##)^2 + (x4-1##)^2) + _
    19.8##*(x2-1##)*(x4-1##)

Colville = -Z
END FUNCTION 'Colville()

'-----

'Max of zero at (0,...,0)
FUNCTION Griewank(R(),Nd%,p%,j%) 'Griewank (n-D)
LOCAL Offset, Sum, Prod, Z, Xi AS EXT
LOCAL i%
Sum = 0## : Prod = 1##
Offset = 75.123##
FOR i% = 1 TO Nd%
    Xi = R(p%,i%,j%) - Offset
    Sum = Sum + Xi^2
    Prod = Prod*COS(Xi/SQR(i%))
NEXT i%
Z = Sum/4000## - Prod + 1##
Griewank = -Z
END FUNCTION 'Griewank()

'-----

FUNCTION Himmelblau(R(),Nd%,p%,j%) 'Himmelblau (2-D)
LOCAL Z, x1, x2, offset AS EXT
offset = 0##
x1 = R(p%,1,j%)-offset : x2 = R(p%,2,j%)-offset
Z = 200## - (x1^2 + x2 - 11##)^2 - (x1+x2^2-7##)^2
Himmelblau = Z
END FUNCTION 'Himmelblau()

'-----

FUNCTION F1(R(),Nd%,p%,j%) 'F1 (n-D)
'MAXIMUM = ZERO (n-D CASE).

'Reference:
LOCAL Z, Xi AS EXT
LOCAL i%
Z = 0##
FOR i% = 1 TO Nd%
    Xi = R(p%,i%,j%)
    Z = Z + Xi^2
NEXT i%
F1 = -Z
END FUNCTION 'F1

'-----

```

```

FUNCTION F2(R(),Nd%,p%,j%) 'F2 (n-D)
'MAXIMUM = ZERO (n-D CASE).
'Reference:
    LOCAL Sum, prod, Z, Xi AS EXT
    LOCAL i%
    Z = 0## : Sum = 0## : Prod = 1##
    FOR i% = 1 TO Nd%
        Xi = R(p%,i%,j%)
        Sum = Sum+ ABS(Xi)
        Prod = Prod*ABS(Xi)
    NEXT i%
    Z = Sum + Prod
    F2 = -Z
END FUNCTION 'F2
'-----
FUNCTION F3(R(),Nd%,p%,j%) 'F3 (n-D)
'MAXIMUM = ZERO (n-D CASE).
'Reference:
    LOCAL Z, Xk, Sum AS EXT
    LOCAL i%, k%
    Z = 0##
    FOR i% = 1 TO Nd%
        Sum = 0##
        FOR k% = 1 TO i%
            Xk = R(p%,k%,j%)
            Sum = Sum + Xk
        NEXT k%
        Z = Z + Sum^2
    NEXT i%
    F3 = -Z
END FUNCTION 'F3
'-----
FUNCTION F4(R(),Nd%,p%,j%) 'F4 (n-D)
'MAXIMUM = ZERO (n-D CASE).
'Reference:
    LOCAL Z, Xi, MaxXi AS EXT
    LOCAL i%
    MaxXi = -1E4200
    FOR i% = 1 TO Nd%
        Xi = R(p%,i%,j%)
        IF ABS(Xi) >= MaxXi THEN MaxXi = ABS(Xi)
    NEXT i%
    F4 = -MaxXi
END FUNCTION 'F4
'-----
FUNCTION F5(R(),Nd%,p%,j%) 'F5 (n-D)
'MAXIMUM = ZERO (n-D CASE).
'Reference:
    LOCAL Z, Xi, XiPlus1 AS EXT
    LOCAL i%
    Z = 0##
    FOR i% = 1 TO Nd%-1
        Xi = R(p%,i%,j%)
        XiPlus1 = R(p%,i%+1,j%)
        Z = Z + (100##*(XiPlus1-Xi^2)+(Xi-1##))^2
    NEXT i%
    F5 = -Z

```

```

END FUNCTION 'F5
'-----
FUNCTION F6(R(),Nd%,p%,j%) 'F6
'MAXIMUM VALUE = 0 @ [Offset]^n.
'Reference:
'Yao, X., Liu, Y., and Lin, G., "Evolutionary Programming Made Faster,"
'IEEE Trans. Evolutionary Computation, Vol. 3, No. 2, 82-102, Jul. 1999.

LOCAL Z AS EXT
LOCAL i%
Z = 0##
FOR i% = 1 TO Nd%
    Z = Z + INT(R(p%,i%,j%) + 0.5##)^2
NEXT i%
F6 = -Z
END FUNCTION 'F6
'-----
FUNCTION F7(R(),Nd%,p%,j%) 'F7
'MAXIMUM VALUE = 0 @ [Offset]^n.
'Reference:
'Yao, X., Liu, Y., and Lin, G., "Evolutionary Programming Made Faster,"
'IEEE Trans. Evolutionary Computation, Vol. 3, No. 2, 82-102, Jul. 1999.

LOCAL Z, Xi AS EXT
LOCAL i%
Z = 0##
FOR i% = 1 TO Nd%
    Xi = R(p%,i%,j%)
    Z = Z + i%*Xi^4
NEXT i%
F7 = -Z - RandomNum(0##,1##)
END FUNCTION 'F7
'-----
FUNCTION F8(R(),Nd%,p%,j%) '(n-D) F8 [Schwefel Problem 2.26]
'MAXIMUM = 12,569.5 @ [420.8687]^30 (30-D CASE).
'Reference:
'Yao, X., Liu, Y., and Lin, G., "Evolutionary Programming Made Faster,"
'IEEE Trans. Evolutionary Computation, Vol. 3, No. 2, 82-102, Jul. 1999.

LOCAL Z, Xi AS EXT
LOCAL i%
Z = 0##
FOR i% = 1 TO Nd%
    Xi = R(p%,i%,j%)
    Z = Z - Xi*SIN(SQR(ABS(Xi)))
NEXT i%
F8 = -Z
END FUNCTION 'F8
'-----
FUNCTION F9(R(),Nd%,p%,j%) '(n-D) F9 [Rastrigin]
'MAXIMUM = ZERO (n-D CASE).
'Reference:
'Yao, X., Liu, Y., and Lin, G., "Evolutionary Programming Made Faster,"
'IEEE Trans. Evolutionary Computation, Vol. 3, No. 2, 82-102, Jul. 1999.

LOCAL Z, Xi AS EXT
LOCAL i%
Z = 0##
FOR i% = 1 TO Nd%
    Xi = R(p%,i%,j%)
    Z = Z + (Xi^2 - 10##*COS(TwoPi*Xi) + 10##)^2
NEXT i%

```

```

F9 = -Z
END FUNCTION 'F9
'-----
FUNCTION F10(R(),Nd%,p%,j%) '(n-D) F10 [Ackley's Function]
'MAXIMUM = ZERO (n-D CASE).
'Reference:
'Yao, X., Liu, Y., and Lin, G., "Evolutionary Programming Made Faster,"
'IEEE Trans. Evolutionary Computation, Vol. 3, No. 2, 82-102, Jul. 1999.
LOCAL Z, Xi, Sum1, Sum2 AS EXT
LOCAL i%
Z = 0## : Sum1 = 0## : Sum2 = 0##
FOR i% = 1 TO Nd%
    Xi = R(p%,i%,j%)
    Sum1 = Sum1 + Xi^2
    Sum2 = Sum2 + COS(TwoPi*Xi)
NEXT i%
Z = -20##*EXP(-0.2##*SQR(Sum1/Nd%)) - EXP(Sum2/Nd%) + 20## + e
F10 = -Z
END FUNCTION 'F10
'-----
FUNCTION F11(R(),Nd%,p%,j%) '(n-D) F11
'MAXIMUM = ZERO (n-D CASE).
'Reference:
'Yao, X., Liu, Y., and Lin, G., "Evolutionary Programming Made Faster,"
'IEEE Trans. Evolutionary Computation, Vol. 3, No. 2, 82-102, Jul. 1999.
LOCAL Z, Xi, Sum, Prod AS EXT
LOCAL i%
Z = 0## : Sum = 0## : Prod = 1##
FOR i% = 1 TO Nd%
    Xi = R(p%,i%,j%)
    Sum = Sum + (Xi-100##)^2
    Prod = Prod*COS((Xi-100##)/SQR(i%))
NEXT i%
Z = Sum/4000## - Prod + 1##
F11 = -Z
END FUNCTION 'F11
'-----
FUNCTION F12(R(),Nd%,p%,j%) '(n-D) F12, Penalized #1
LOCAL Offset, Sum1, Sum2, Z, u, Xi, Xn, XiPlus1, Yi, YiPlus1, Yn, X1, Y1, a, k AS EXT
LOCAL i%, m%
a = 10## : k = 100## : m% = 4 '[NOTE IN CORRECTION 02-03-2010: Coefficient "a" was incorrectly set to 5 in the original version!]
X1 = R(p%,1,j%) : Y1 = 1## + (X1+1##)/4##
Sum1 = 10##*SIN(Pi*Y1)^2 + (Yn-1##)^2
FOR i% = 1 TO Nd%-1
    Xi = R(p%,i%,j%) : XiPlus1 = R(p%,i%+1,j%) : Xn = R(p%,Nd%,j%)
    Yi = 1## + (Xi+1##)/4## : YiPlus1 = 1## + (XiPlus1+1##)/4## : Yn = 1## + (Xn+1##)/4##
    Sum1 = Sum1 + (Yi-1##)^2*(1##+10##*SIN(Pi*YiPlus1)^2)
NEXT i%
Sum1 = Pi*Sum1/Nd%
Sum2 = 0##
FOR i% = 1 TO Nd%
    Xi = R(p%,i%,j%)
    u = 0##
    IF Xi > a THEN u = k*(Xi-a)^m%
    IF Xi < -a THEN u = k*(-Xi-a)^m%
    Sum2 = Sum2 + u
NEXT i%
Z = Sum1 + Sum2

```

```

F12 = -Z
END FUNCTION 'F12()
'-----
FUNCTION F13(R(),Nd%,p%,j%) '(n-D) F13, Penalized #2
LOCAL Offset, Sum1, Sum2, Z, u, Xi, Xn, Xil, Xl, a, k AS EXT
LOCAL i%, m%
a = 5## : k = 100## : m% = 4
Xl = R(p%,1,j%)
Xn = R(p%,Nd%,j%)
Sum1 = 0##
FOR i% = 1 TO Nd%-1
    Xi = R(p%,i%,j%)
    Xil = R(p%,i%+1,j%)
    Sum1 = Sum1 + (Xi-2##)^2*(1##+(SIN(3##*Pi*Xil))^2)+(Xn-1##)^2*(1##+(SIN(TwoPi*Xn))^2)
NEXT i%
Sum2 = 0##
FOR i% = 1 TO Nd%
    Xi = R(p%,i%,j%)
    u = 0##
    IF Xi > a THEN u = k*(Xi-a)^m%
    IF Xi < -a THEN u = k*(-Xi-a)^m%
    Sum2 = Sum2 + u
NEXT i%
Z = ((SIN(3##*Pi*Xl))^2+Sum1)/10## + Sum2
F13 = -Z
END FUNCTION 'F13()
'-----
SUB FillArrayAij 'needed for function F14, Shekel's Foxholes
Aij(1,1)=-32## : Aij(1,2)=-16## : Aij(1,3)=0## : Aij(1,4)=16## : Aij(1,5)=32##
Aij(1,6)=-32## : Aij(1,7)=-16## : Aij(1,8)=0## : Aij(1,9)=16## : Aij(1,10)=32##
Aij(1,11)=-32## : Aij(1,12)=-16## : Aij(1,13)=0## : Aij(1,14)=16## : Aij(1,15)=32##
Aij(1,16)=-32## : Aij(1,17)=-16## : Aij(1,18)=0## : Aij(1,19)=16## : Aij(1,20)=32##
Aij(1,21)=-32## : Aij(1,22)=-16## : Aij(1,23)=0## : Aij(1,24)=16## : Aij(1,25)=32##

Aij(2,1)=-32## : Aij(2,2)=-32## : Aij(2,3)=-32## : Aij(2,4)=-32## : Aij(2,5)=-32##
Aij(2,6)=-16## : Aij(2,7)=-16## : Aij(2,8)=-16## : Aij(2,9)=-16## : Aij(2,10)=-16##
Aij(2,11)=0## : Aij(2,12)=0## : Aij(2,13)=0## : Aij(2,14)=0## : Aij(2,15)=0##
Aij(2,16)=16## : Aij(2,17)=16## : Aij(2,18)=16## : Aij(2,19)=16## : Aij(2,20)=16##
Aij(2,21)=32## : Aij(2,22)=32## : Aij(2,23)=32## : Aij(2,24)=32## : Aij(2,25)=32##
END SUB
'-----
FUNCTION F14(R(),Nd%,p%,j%) 'F14 (2-D) Shekel's Foxholes (INVERTED...)
LOCAL Sum1, Sum2, Z, Xi AS EXT
LOCAL i%, jj%
Sum1 = 0##
FOR jj% = 1 TO 25
    Sum2 = 0##
    FOR i% = 1 TO 2
        Xi = R(p%,i%,j%)
        Sum2 = Sum2 + (Xi-Aij(i%,jj%))^6
    NEXT i%
    Sum1 = Sum1 + 1##/(jj%+Sum2)
NEXT jj%
Z = 1##/(0.002##+Sum1)
F14 = -Z
END FUNCTION 'F14
'-----
FUNCTION F16(R(),Nd%,p%,j%) 'F16 (2-D) 6-Hump Camel-Back
LOCAL x1, x2, Z AS EXT
x1 = R(p%,1,j%) : x2 = R(p%,2,j%)
Z = 4##*x1^2 - 2.1##*x1^4 + x1^6/3## + x1*x2 - 4*x2^2 + 4*x2^4
F16 = -Z
END FUNCTION 'F16
'-----

```

```

FUNCTION F15(R(),Nd%,p%,j%) 'F15 (4-D) Kowalik's Function
'Global maximum = -0.0003075 @ (0.1928,0.1908,0.1231,0.1358)
  LOCAL x1, x2, x3, x4, Num, Denom, Z, Aj(), Bj() AS EXT
  LOCAL jj%
  REDIM Aj(1 TO 11), Bj(1 TO 11)
  Aj(1) = 0.1957## : Bj(1) = 1##/0.25##
  Aj(2) = 0.1947## : Bj(2) = 1##/0.50##
  Aj(3) = 0.1735## : Bj(3) = 1##/1.00##
  Aj(4) = 0.1600## : Bj(4) = 1##/2.00##
  Aj(5) = 0.0844## : Bj(5) = 1##/4.00##
  Aj(6) = 0.0627## : Bj(6) = 1##/6.00##
  Aj(7) = 0.0456## : Bj(7) = 1##/8.00##
  Aj(8) = 0.0342## : Bj(8) = 1##/10.0##
  Aj(9) = 0.0323## : Bj(9) = 1##/12.0##
  Aj(10) = 0.0235## : Bj(10) = 1##/14.0##
  Aj(11) = 0.0246## : Bj(11) = 1##/16.0##
  Z = 0##
  x1 = R(p%,1,j%) : x2 = R(p%,2,j%) : x3 = R(p%,3,j%) : x4 = R(p%,4,j%)
  FOR jj% = 1 TO 11
    Num = x1*(Bj(jj%)^2+Bj(jj%)*x2)
    Denom = Bj(jj%)^2+Bj(jj%)*x3+x4
    Z = Z + (Aj(jj%)-Num/Denom)^2
  NEXT jj%
  F15 = -Z
END FUNCTION 'F15
'-----
FUNCTION F17(R(),Nd%,p%,j%) 'F17, (2-D) Branin
'Global maximum = -0.398 @ (-3.142,12.275), (3.142,2.275), (9.425,2.425)
  LOCAL x1, x2, Z AS EXT
  x1 = R(p%,1,j%) : x2 = R(p%,2,j%)
  Z = (x2-5.1##*x1^2/(4##*Pi^2)+5##*x1/Pi-6##)^2 + 10##*(1##-1##/(8##*Pi))*COS(x1) + 10##
  F17 = -Z
END FUNCTION 'F17
'-----
FUNCTION F18(R(),Nd%,p%,j%) 'Goldstein-Price 2-D Test Function
'Global maximum = -3 @ (0,-1)
  LOCAL Z, x1, x2, t1, t2 AS EXT
  x1 = R(p%,1,j%) : x2 = R(p%,2,j%)
  t1 = 1##+(x1+x2+1##)^2*(19##-14##*x1+3##*x1^2-14##*x2+6##*x1*x2+3##*x2^2)
  t2 = 30##+(2##*x1-3##*x2)^2*(18##-32##*x1+12##*x1^2+48##*x2-36##*x1*x2+27##*x2^2)
  Z = t1*t2
  F18 = -Z
END FUNCTION 'F18()
'-----
FUNCTION F19(R(),Nd%,p%,j%) 'F19 (3-D) Hartman's Family #1
'Global maximum = 3.86 @ (0.114,0.556,0.852)
  LOCAL Xi, Z, Sum, Aji(), Cj(), Pji() AS EXT
  LOCAL i%, jj%, m%
  REDIM Aji(1 TO 4, 1 TO 3), Cj(1 TO 4), Pji(1 TO 4, 1 TO 3)
  Aji(1,1) = 3.0## : Aji(1,2) = 10## : Aji(1,3) = 30## : Cj(1) = 1.0##
  Aji(2,1) = 0.1## : Aji(2,2) = 10## : Aji(2,3) = 35## : Cj(2) = 1.2##
  Aji(3,1) = 3.0## : Aji(3,2) = 10## : Aji(3,3) = 30## : Cj(3) = 3.0##
  Aji(4,1) = 0.1## : Aji(4,2) = 10## : Aji(4,3) = 35## : Cj(4) = 3.2##
  Pji(1,1) = 0.36890## : Pji(1,2) = 0.1170## : Pji(1,3) = 0.2673##
  Pji(2,1) = 0.46990## : Pji(2,2) = 0.4387## : Pji(2,3) = 0.7470##
  Pji(3,1) = 0.10910## : Pji(3,2) = 0.8732## : Pji(3,3) = 0.5547##
  Pji(4,1) = 0.03815## : Pji(4,2) = 0.5743## : Pji(4,3) = 0.8828##
  Z = 0##
  FOR jj% = 1 TO 4
    Sum = 0##
    FOR i% = 1 TO 3
      Xi = R(p%,i%,j%)
      Sum = Sum + Aji(jj%,i%)*(Xi-Pji(jj%,i%))^2
    NEXT i%
  NEXT jj%
  Z = Z + Cj(jj%)*EXP(-Sum)

```

```

NEXT jj%
F19 = Z
END FUNCTION 'F19
'-----
FUNCTION F20(R(),Nd%,p%,j%) 'F20 (6-D) Hartman's Family #2
'Global maximum = 3.32 @ (0.201,0.150,0.477,0.275,0.311,0.657)
LOCAL Xi, Z, Sum, Aji(), Cj() AS EXT
LOCAL i%, jj%, m%
REDIM Aji(1 TO 4, 1 TO 6), Cj(1 TO 4), Pji(1 TO 4, 1 TO 6)
Aji(1,1) = 10.0## : Aji(1,2) = 3.00## : Aji(1,3) = 17.0## : Cj(1) = 1.0##
Aji(2,1) = 0.05## : Aji(2,2) = 10.0## : Aji(2,3) = 17.0## : Cj(2) = 1.2##
Aji(3,1) = 3.00## : Aji(3,2) = 3.50## : Aji(3,3) = 1.70## : Cj(3) = 3.0##
Aji(4,1) = 17.0## : Aji(4,2) = 8.00## : Aji(4,3) = 0.05## : Cj(4) = 3.2##
Aji(1,4) = 3.5## : Aji(1,5) = 1.7## : Aji(1,6) = 8##
Aji(2,4) = 0.1## : Aji(2,5) = 8## : Aji(2,6) = 14##
Aji(3,4) = 10## : Aji(3,5) = 17## : Aji(3,6) = 8##
Aji(4,4) = 10## : Aji(4,5) = 0.1## : Aji(4,6) = 14##
Pji(1,1) = 0.13120## : Pji(1,2) = 0.1696## : Pji(1,3) = 0.5569##
Pji(2,1) = 0.23290## : Pji(2,2) = 0.4135## : Pji(2,3) = 0.8307##
Pji(3,1) = 0.23480## : Pji(3,2) = 0.1415## : Pji(3,3) = 0.3522##
Pji(4,1) = 0.40470## : Pji(4,2) = 0.8828## : Pji(4,3) = 0.8732##
Pji(1,4) = 0.01240## : Pji(1,5) = 0.8283## : Pji(1,6) = 0.5886##
Pji(2,4) = 0.37360## : Pji(2,5) = 0.1004## : Pji(2,6) = 0.9991##
Pji(3,4) = 0.28830## : Pji(3,5) = 0.3047## : Pji(3,6) = 0.6650##
Pji(4,4) = 0.57430## : Pji(4,5) = 0.1091## : Pji(4,6) = 0.0381##
Z = 0##
FOR jj% = 1 TO 4
Sum = 0##
FOR i% = 1 TO 6
Xi = R(p%,i%,j%)
Sum = Sum + Aji(jj%,i%)*(Xi-Pji(jj%,i%))^2
NEXT i%
Z = Z + Cj(jj%)*EXP(-Sum)
NEXT jj%
F20 = Z
END FUNCTION 'F20
'-----
FUNCTION F21(R(),Nd%,p%,j%) 'F21 (4-D) Shekel's Family m=5
'Global maximum = 10
LOCAL Xi, Z, Sum, Aji(), Cj() AS EXT
LOCAL i%, jj%, m%
m% = 5 : REDIM Aji(1 TO m%, 1 TO 4), Cj(1 TO m%)
Aji(1,1) = 4## : Aji(1,2) = 4## : Aji(1,3) = 4## : Aji(1,4) = 4## : Cj(1) = 0.1##
Aji(2,1) = 1## : Aji(2,2) = 1## : Aji(2,3) = 1## : Aji(2,4) = 1## : Cj(2) = 0.2##
Aji(3,1) = 8## : Aji(3,2) = 8## : Aji(3,3) = 8## : Aji(3,4) = 8## : Cj(3) = 0.2##
Aji(4,1) = 6## : Aji(4,2) = 6## : Aji(4,3) = 6## : Aji(4,4) = 6## : Cj(4) = 0.4##
Aji(5,1) = 3## : Aji(5,2) = 7## : Aji(5,3) = 3## : Aji(5,4) = 7## : Cj(5) = 0.4##
Z = 0##
FOR jj% = 1 TO m% 'NOTE: Index jj% is used to avoid same variable name as j%
Sum = 0##
FOR i% = 1 TO 4 'Shekel's family is 4-D only
Xi = R(p%,i%,j%)
Sum = Sum + (Xi-Aji(jj%,i%))^2
NEXT i%
Z = Z + 1##/(Sum + Cj(jj%))
NEXT jj%
F21 = Z
END FUNCTION 'F21
'-----
FUNCTION F22(R(),Nd%,p%,j%) 'F22 (4-D) Shekel's Family m=7
'Global maximum = 10
LOCAL Xi, Z, Sum, Aji(), Cj() AS EXT
LOCAL i%, jj%, m%
m% = 7 : REDIM Aji(1 TO m%, 1 TO 4), Cj(1 TO m%)
Aji(1,1) = 4## : Aji(1,2) = 4## : Aji(1,3) = 4## : Aji(1,4) = 4## : Cj(1) = 0.1##

```

```

Aji(2,1) = 1## : Aji(2,2) = 1## : Aji(2,3) = 1## : Aji(2,4) = 1## : Cj(2) = 0.2##
Aji(3,1) = 0## : Aji(3,2) = 0## : Aji(3,3) = 0## : Aji(3,4) = 0## : Cj(3) = 0.2##
Aji(4,1) = 6## : Aji(4,2) = 6## : Aji(4,3) = 6## : Aji(4,4) = 6## : Cj(4) = 0.4##
Aji(5,1) = 3## : Aji(5,2) = 7## : Aji(5,3) = 3## : Aji(5,4) = 7## : Cj(5) = 0.4##
Aji(6,1) = 3## : Aji(6,2) = 9## : Aji(6,3) = 2## : Aji(6,4) = 9## : Cj(6) = 0.6##
Aji(7,1) = 5## : Aji(7,2) = 5## : Aji(7,3) = 3## : Aji(7,4) = 3## : Cj(7) = 0.3##

Z = 0##

FOR jj% = 1 TO m% 'NOTE: Index jj% is used to avoid same variable name as j%
    Sum = 0##
    FOR i% = 1 TO 4 'Shekel's family is 4-D only
        Xi = R(p%,i%,j%)
        Sum = Sum + (Xi-Aji(jj%,i%))^2
    NEXT i%
    Z = Z + 1##/(Sum + Cj(jj%))
NEXT jj%
F22 = Z
END FUNCTION 'F22

'-----
FUNCTION F23(R(),Nd%,p%,j%) 'F23 (4-D) Shekel's Family m=10
'Global maximum = 10

LOCAL Xi, Z, Sum, Aji(), Cj() AS EXT
LOCAL i%, jj%, m%

m% = 10 : REDIM Aji(1 TO m%, 1 TO 4), Cj(1 TO m%)

Aji(1,1) = 4## : Aji(1,2) = 4## : Aji(1,3) = 4## : Aji(1,4) = 4## : Cj(1) = 0.1##
Aji(2,1) = 1## : Aji(2,2) = 1## : Aji(2,3) = 1## : Aji(2,4) = 1## : Cj(2) = 0.2##
Aji(3,1) = 0## : Aji(3,2) = 0## : Aji(3,3) = 0## : Aji(3,4) = 0## : Cj(3) = 0.2##
Aji(4,1) = 6## : Aji(4,2) = 6## : Aji(4,3) = 6## : Aji(4,4) = 6## : Cj(4) = 0.4##
Aji(5,1) = 3## : Aji(5,2) = 7## : Aji(5,3) = 3## : Aji(5,4) = 7## : Cj(5) = 0.4##
Aji(6,1) = 2## : Aji(6,2) = 9## : Aji(6,3) = 2## : Aji(6,4) = 9## : Cj(6) = 0.6##
Aji(7,1) = 5## : Aji(7,2) = 5## : Aji(7,3) = 3## : Aji(7,4) = 3## : Cj(7) = 0.3##
Aji(8,1) = 0## : Aji(8,2) = 1## : Aji(8,3) = 0## : Aji(8,4) = 1## : Cj(8) = 0.7##
Aji(9,1) = 6## : Aji(9,2) = 2## : Aji(9,3) = 6## : Aji(9,4) = 2## : Cj(9) = 0.5##
Aji(10,1) = 7## : Aji(10,2) = 3.6## : Aji(10,3) = 7## : Aji(10,4) = 3.6## : Cj(10) = 0.5##

Z = 0##

FOR jj% = 1 TO m% 'NOTE: Index jj% is used to avoid same variable name as j%
    Sum = 0##
    FOR i% = 1 TO 4 'Shekel's family is 4-D only
        Xi = R(p%,i%,j%)
        Sum = Sum + (Xi-Aji(jj%,i%))^2
    NEXT i%
    Z = Z + 1##/(Sum + Cj(jj%))
NEXT jj%
F23 = Z
END FUNCTION 'F23

'===== END FUNCTION DEFINITIONS =====

SUB Plot2DbestProbeTrajectories(NumTrajectories%,M(),R(),XiMin(),XiMax(),Np%,Nd%,LastStep%,FunctionName$)
LOCAL TrajectoryNumber%, ProbeNumber%, StepNumber%, N%, M%, ProcID???
LOCAL MaximumFitness, MinimumFitness AS EXT
LOCAL BestProbeThisStep%()
LOCAL BestFitnessThisStep(), TempFitness() AS EXT
LOCAL Annotation$, xCoord$, yCoord$, GnuPlotEXE$, PlotWithLines$

Annotation$ = ""
PlotWithLines$ = "YES" ' "NO"
NumTrajectories% = MIN(Np%,NumTrajectories%)
GnuPlotEXE$ = "wgnuplot.exe"

' ----- Get Min/Max Fitnesses -----
MaximumFitness = M(1,0) : MinimumFitness = M(1,0) 'Note: M(p%,j%)
FOR StepNumber% = 0 TO LastStep%
    FOR ProbeNumber% = 1 TO Np%
        IF M(ProbeNumber%,StepNumber%) >= MaximumFitness THEN MaximumFitness = M(ProbeNumber%,StepNumber%)
        IF M(ProbeNumber%,StepNumber%) <= MinimumFitness THEN MinimumFitness = M(ProbeNumber%,StepNumber%)
    NEXT ProbeNumber%
NEXT StepNumber%

' ----- Copy Fitness Array M() into TempFitness to Preserve M() -----

```



```

REDIM TempFitness(1 TO Np%, 0 TO LastStep%)
FOR StepNumber% = 0 TO LastStep%
    FOR ProbeNumber% = 1 TO Np%
        TempFitness(ProbeNumber%,StepNumber%) = M(ProbeNumber%,StepNumber%)
    NEXT ProbeNumber%
NEXT StepNumber%

' ----- LOOP ON TRAJECTORIES -----
FOR TrajectoryNumber% = 1 TO NumTrajectories%
' ----- Get Trajectory Coordinate Data -----
REDIM BestFitnessThisStep(0 TO LastStep%), BestProbeThisStep%(0 TO LastStep%)
FOR StepNumber% = 0 TO LastStep%
    BestFitnessThisStep(StepNumber%) = TempFitness(1,StepNumber%)
    FOR ProbeNumber% = 1 TO Np%
        IF TempFitness(ProbeNumber%,StepNumber%) >= BestFitnessThisStep(StepNumber%) THEN
            BestFitnessThisStep(StepNumber%) = TempFitness(ProbeNumber%,StepNumber%)
            BestProbeThisStep%(StepNumber%) = ProbeNumber%
        END IF
    NEXT ProbeNumber%
NEXT StepNumber%

' ---- Create Plot Data File ----
N% = FREEFILE
SELECT CASE TrajectoryNumber%
    CASE 1 : OPEN "t1" FOR OUTPUT AS #N%
    CASE 2 : OPEN "t2" FOR OUTPUT AS #N%
    CASE 3 : OPEN "t3" FOR OUTPUT AS #N%
    CASE 4 : OPEN "t4" FOR OUTPUT AS #N%
    CASE 5 : OPEN "t5" FOR OUTPUT AS #N%
    CASE 6 : OPEN "t6" FOR OUTPUT AS #N%
    CASE 7 : OPEN "t7" FOR OUTPUT AS #N%
    CASE 8 : OPEN "t8" FOR OUTPUT AS #N%
    CASE 9 : OPEN "t9" FOR OUTPUT AS #N%
    CASE 10 : OPEN "t10" FOR OUTPUT AS #N%
END SELECT

' ----- Write Plot File Data -----
M% = freefile : open "BestProbData" for output as #M% 'debug
print #M%, " Step # BestProbe# x1 x2"
FOR StepNumber% = 0 TO LastStep%
    PRINT #N%, USING$("#####.#####
#####.#####",R(BestProbeThisStep%(StepNumber%),1,StepNumber%),R(BestProbeThisStep%(StepNumber%),2,StepNumber%))
' PRINT #M%, USING$("#####.#####.#####.#####
#####.#####",StepNumber%,BestProbeThisStep%(StepNumber%),R(BestProbeThisStep%(StepNumber%),1,StepNumber%),R(BestProbeThisStep%(StepNumber%),2,St
epNumber%))

    TempFitness(BestProbeThisStep%(StepNumber%),StepNumber%) = MinimumFitness 'so that same max will not be found for next trajectory
NEXT StepNumber%
CLOSE #N%
Close #M%
NEXT TrajectoryNumber%

' ----- Plot Trajectories -----
CALL CreateGnuPlotINifile(0.13##*ScreenWidth%,0.18##*ScreenHeight%,0.7##*ScreenHeight%,0.7##*ScreenHeight%)
Annotation$ = ""
N% = FREEFILE
OPEN "cmd2d.gp" FOR OUTPUT AS #N%
PRINT #N%, "set xrange ["+REMOVE$(STR$(XiMin(1)),ANY"")+":"+REMOVE$(STR$(XiMax(1)),ANY"")+"]"
PRINT #N%, "set yrange ["+REMOVE$(STR$(XiMin(2)),ANY"")+":"+REMOVE$(STR$(XiMax(2)),ANY"")+"]"
'PRINT #N%, "set label " + Quote$ + Annotation$ + Quote$ + " at graph " + xCoord$ + ", " + yCoord$
PRINT #N%, "set grid xtics " + "10"
PRINT #N%, "set grid ytics " + "10"
PRINT #N%, "set grid mxtics"
PRINT #N%, "set grid mytics"
PRINT #N%, "show grid"
PRINT #N%, "set title " + Quote$ + "2D "+ FunctionName$+" TRAJECTORIES OF PROBES WITH BEST\nFITNESSES (ORDERED BY FITNESS)" + "\n" + RunID$
+ Quote$
PRINT #N%, "set xlabel " + Quote$ + "x1\n\n" + Quote$
PRINT #N%, "set ylabel " + Quote$ + "\nx2" + Quote$
IF PlotWithLines$ = "YES" THEN
    SELECT CASE NumTrajectories%
        CASE 1 : PRINT #N%, "plot "+Quote$+"t1"+Quote$+" w l lw 3"
        CASE 2 : PRINT #N%, "plot "+Quote$+"t1"+Quote$+" w l lw 3,"+Quote$+"t2"+Quote$+" w l"
        CASE 3 : PRINT #N%, "plot "+Quote$+"t1"+Quote$+" w l lw 3,"+Quote$+"t2"+Quote$+" w l,"+Quote$+"t3"+Quote$+" w l"

```

```

CASE 4 : PRINT #N%, "plot "+Quote$+"t1"+Quote$+" w 1 lw 3,"+Quote$+"t2"+Quote$+" w 1,"+Quote$+"t3"+Quote$+" w
1,"+Quote$+"t4"+Quote$+" w 1"
CASE 5 : PRINT #N%, "plot "+Quote$+"t1"+Quote$+" w 1 lw 3,"+Quote$+"t2"+Quote$+" w 1,"+Quote$+"t3"+Quote$+" w
1,"+Quote$+"t4"+Quote$+" w 1,"+Quote$+"t5"+Quote$+" w 1"
CASE 6 : PRINT #N%, "plot "+Quote$+"t1"+Quote$+" w 1 lw 3,"+Quote$+"t2"+Quote$+" w 1,"+Quote$+"t3"+Quote$+" w
1,"+Quote$+"t4"+Quote$+" w 1,"+Quote$+"t5"+Quote$+" w 1,"+Quote$+"t6"+Quote$+" w 1"
CASE 7 : PRINT #N%, "plot "+Quote$+"t1"+Quote$+" w 1 lw 3,"+Quote$+"t2"+Quote$+" w 1,"+Quote$+"t3"+Quote$+" w
1,"+Quote$+"t4"+Quote$+" w 1,"+Quote$+"t5"+Quote$+" w 1,"+Quote$+"t6"+Quote$+" w 1,"+_
Quote$+"t7"+Quote$+" w 1"
CASE 8 : PRINT #N%, "plot "+Quote$+"t1"+Quote$+" w 1 lw 3,"+Quote$+"t2"+Quote$+" w 1,"+Quote$+"t3"+Quote$+" w
1,"+Quote$+"t4"+Quote$+" w 1,"+Quote$+"t5"+Quote$+" w 1,"+Quote$+"t6"+Quote$+" w 1,"+_
Quote$+"t7"+Quote$+" w 1,"+_
Quote$+"t8"+Quote$+" w 1"
CASE 9 : PRINT #N%, "plot "+Quote$+"t1"+Quote$+" w 1 lw 3,"+Quote$+"t2"+Quote$+" w 1,"+Quote$+"t3"+Quote$+" w
1,"+Quote$+"t4"+Quote$+" w 1,"+Quote$+"t5"+Quote$+" w 1,"+Quote$+"t6"+Quote$+" w 1,"+_
Quote$+"t7"+Quote$+" w 1,"+_
Quote$+"t8"+Quote$+" w 1,"+Quote$+"t9"+Quote$+" w 1"
CASE 10 : PRINT #N%, "plot "+Quote$+"t1"+Quote$+" w 1 lw 3,"+Quote$+"t2"+Quote$+" w 1,"+Quote$+"t3"+Quote$+" w
1,"+Quote$+"t4"+Quote$+" w 1,"+Quote$+"t5"+Quote$+" w 1,"+Quote$+"t6"+Quote$+" w 1,"+_
Quote$+"t7"+Quote$+" w 1,"+_
Quote$+"t8"+Quote$+" w 1,"+Quote$+"t9"+Quote$+" w
1,"+Quote$+"t10"+Quote$+" w 1"
END SELECT

ELSE

SELECT CASE NumTrajectories%

CASE 1 : PRINT #N%, "plot "+Quote$+"t1"+Quote$+" lw 2"
CASE 2 : PRINT #N%, "plot "+Quote$+"t1"+Quote$+" lw 2,"+Quote$+"t2"+Quote$
CASE 3 : PRINT #N%, "plot "+Quote$+"t1"+Quote$+" lw 2,"+Quote$+"t2"+Quote$+" ," +Quote$+"t3"+Quote$
CASE 4 : PRINT #N%, "plot "+Quote$+"t1"+Quote$+" lw 2,"+Quote$+"t2"+Quote$+" ," +Quote$+"t3"+Quote$+" ," +Quote$+"t4"+Quote$
CASE 5 : PRINT #N%, "plot "+Quote$+"t1"+Quote$+" lw 2,"+Quote$+"t2"+Quote$+" ," +Quote$+"t3"+Quote$+" ," +Quote$+"t4"+Quote$+
,"+Quote$+"t5"+Quote$
CASE 6 : PRINT #N%, "plot "+Quote$+"t1"+Quote$+" lw 2,"+Quote$+"t2"+Quote$+" ," +Quote$+"t3"+Quote$+" ," +Quote$+"t4"+Quote$+
,"+Quote$+"t5"+Quote$+
,"+Quote$+"t6"+Quote$
CASE 7 : PRINT #N%, "plot "+Quote$+"t1"+Quote$+" lw 2,"+Quote$+"t2"+Quote$+" ," +Quote$+"t3"+Quote$+" ," +Quote$+"t4"+Quote$+
,"+Quote$+"t5"+Quote$+
,"+Quote$+"t6"+Quote$+
,"+_
Quote$+"t7"+Quote$
CASE 8 : PRINT #N%, "plot "+Quote$+"t1"+Quote$+" lw 2,"+Quote$+"t2"+Quote$+" ," +Quote$+"t3"+Quote$+" ," +Quote$+"t4"+Quote$+
,"+Quote$+"t5"+Quote$+
,"+Quote$+"t6"+Quote$+
,"+_
Quote$+"t7"+Quote$+
,"+_
Quote$+"t8"+Quote$
CASE 9 : PRINT #N%, "plot "+Quote$+"t1"+Quote$+" lw 2,"+Quote$+"t2"+Quote$+" ," +Quote$+"t3"+Quote$+" ," +Quote$+"t4"+Quote$+
,"+Quote$+"t5"+Quote$+
,"+Quote$+"t6"+Quote$+
,"+_
Quote$+"t7"+Quote$+
,"+_
Quote$+"t8"+Quote$+
,"+Quote$+"t9"+Quote$
CASE 10 : PRINT #N%, "plot "+Quote$+"t1"+Quote$+" lw 2,"+Quote$+"t2"+Quote$+" ," +Quote$+"t3"+Quote$+" ," +Quote$+"t4"+Quote$+
,"+Quote$+"t5"+Quote$+
,"+Quote$+"t6"+Quote$+
,"+_
Quote$+"t7"+Quote$+
,"+_
Quote$+"t8"+Quote$+
,"+Quote$+"t9"+Quote$+
,"+Quote$+"t10"+Quote$
END SELECT

END IF

CLOSE #N%

ProcID??? = SHELL(GnuPlotEXE$+" cmd2d.gp -") : CALL Delay(0.5#)

END SUB 'Plot2DbestProbeTrajectories ()

'-----

SUB Plot2DindividualProbeTrajectories(NumTrajectories%,M(),R(),XiMin(),XiMax(),Np%,Nd%,LastStep%,FunctionName%)

LOCAL ProbeNumber%, StepNumber%, N%, ProcID???

LOCAL Annotation$, xCoord$, yCoord$, GnuPlotEXE$, PlotWithLines$

NumTrajectories% = MIN(Np%,NumTrajectories%)

Annotation$ = ""

PlotWithLines$ = "YES" ' "NO"

GnuPlotEXE$ = "wgnuplot.exe"

' ----- LOOP ON PROBES -----

FOR ProbeNumber% = 1 TO MIN(NumTrajectories%,Np%)

' ----- Create Plot Data File -----

N% = FREEFILE

SELECT CASE ProbeNumber%

CASE 1 : OPEN "p1" FOR OUTPUT AS #N%
CASE 2 : OPEN "p2" FOR OUTPUT AS #N%
CASE 3 : OPEN "p3" FOR OUTPUT AS #N%
CASE 4 : OPEN "p4" FOR OUTPUT AS #N%
CASE 5 : OPEN "p5" FOR OUTPUT AS #N%
CASE 6 : OPEN "p6" FOR OUTPUT AS #N%
CASE 7 : OPEN "p7" FOR OUTPUT AS #N%
CASE 8 : OPEN "p8" FOR OUTPUT AS #N%
CASE 9 : OPEN "p9" FOR OUTPUT AS #N%
CASE 10 : OPEN "p10" FOR OUTPUT AS #N%
CASE 11 : OPEN "p11" FOR OUTPUT AS #N%
CASE 12 : OPEN "p12" FOR OUTPUT AS #N%
CASE 13 : OPEN "p13" FOR OUTPUT AS #N%
CASE 14 : OPEN "p14" FOR OUTPUT AS #N%
CASE 15 : OPEN "p15" FOR OUTPUT AS #N%
CASE 16 : OPEN "p16" FOR OUTPUT AS #N%

END SELECT

' ----- Write Plot File Data -----

FOR StepNumber% = 0 TO LastStep%

PRINT #N%, USING$( "#####.#####.#####.#####",R(ProbeNumber%,1,StepNumber%),R(ProbeNumber%,2,StepNumber%) )

NEXT StepNumber%

CLOSE #N%

NEXT ProbeNumber%

' ----- Plot Trajectories -----

```



```

CASE 11 : PRINT #N%, "plot "+Quote$+"p1"+Quote$+" lw 1," +Quote$+"p2" +Quote$+" ,"+Quote$+"p3"+Quote$+" ,"+Quote$+"p4" +Quote$+"
,+Quote$+"p5" +Quote$+" ,"+Quote$+"p6" +Quote$+" ,"+_
Quote$+"p7"+Quote$+" , " +Quote$+"p8" +Quote$+" ,"+Quote$+"p9"+Quote$+" ,"+Quote$+"p10" +Quote$+"
,+Quote$+"p11"+Quote$
CASE 12 : PRINT #N%, "plot "+Quote$+"p1"+Quote$+" lw 1," +Quote$+"p2" +Quote$+" ,"+Quote$+"p3"+Quote$+" ,"+Quote$+"p4" +Quote$+"
,+Quote$+"p5" +Quote$+" ,"+Quote$+"p6" +Quote$+" ,"+_
Quote$+"p7"+Quote$+" , " +Quote$+"p8" +Quote$+" ,"+Quote$+"p9"+Quote$+" ,"+Quote$+"p10" +Quote$+"
,+Quote$+"p11"+Quote$+" ,"+Quote$+"p12"+Quote$
CASE 13 : PRINT #N%, "plot "+Quote$+"p1" +Quote$+" lw 1," +Quote$+"p2" +Quote$+" ,"+Quote$+"p3"+Quote$+" ,"+Quote$+"p4" +Quote$+"
,+Quote$+"p5" +Quote$+" ,"+Quote$+"p6" +Quote$+" ,"+_
Quote$+"p7" +Quote$+" , " +Quote$+"p8" +Quote$+" ,"+Quote$+"p9"+Quote$+" ,"+Quote$+"p10" +Quote$+"
,+Quote$+"p11"+Quote$+" , " +Quote$+"p12"+Quote$+" ,"+_
Quote$+"p13"+Quote$
CASE 14 : PRINT #N%, "plot "+Quote$+"p1" +Quote$+" lw 1," +Quote$+"p2" +Quote$+" ,"+Quote$+"p3"+Quote$+" ,"+Quote$+"p4" +Quote$+"
,+Quote$+"p5" +Quote$+" ,"+Quote$+"p6" +Quote$+" ,"+_
Quote$+"p7" +Quote$+" , " +Quote$+"p8" +Quote$+" ,"+Quote$+"p9"+Quote$+" ,"+Quote$+"p10" +Quote$+"
,+Quote$+"p11"+Quote$+" , " +Quote$+"p12"+Quote$+" ,"+_
Quote$+"p13"+Quote$+" , " +Quote$+"p14"+Quote$
CASE 15 : PRINT #N%, "plot "+Quote$+"p1" +Quote$+" lw 1," +Quote$+"p2" +Quote$+" ,"+Quote$+"p3" +Quote$+" ,"+Quote$+"p4" +Quote$+"
,+Quote$+"p5" +Quote$+" ,"+Quote$+"p6" +Quote$+" ,"+_
Quote$+"p7" +Quote$+" , " +Quote$+"p8" +Quote$+" ,"+Quote$+"p9" +Quote$+" ,"+Quote$+"p10"+Quote$+"
,+Quote$+"p11"+Quote$+" ,"+Quote$+"p12"+Quote$+" ,"+_
Quote$+"p13"+Quote$+" , " +Quote$+"p14"+Quote$+" ,"+Quote$+"p15"+Quote$
CASE 16 : PRINT #N%, "plot "+Quote$+"p1" +Quote$+" lw 1," +Quote$+"p2" +Quote$+" ,"+Quote$+"p3" +Quote$+" ,"+Quote$+"p4" +Quote$+"
,+Quote$+"p5" +Quote$+" ,"+Quote$+"p6" +Quote$+" ,"+_
Quote$+"p7" +Quote$+" , " +Quote$+"p8" +Quote$+" ,"+Quote$+"p9" +Quote$+" ,"+Quote$+"p10"+Quote$+"
,+Quote$+"p11"+Quote$+" , " +Quote$+"p12"+Quote$+" ,"+_
Quote$+"p13"+Quote$+" , " +Quote$+"p14"+Quote$+" ,"+Quote$+"p15"+Quote$+" ,"+Quote$+"p16"+Quote$
END SELECT
END IF
CLOSE #N%
ProcID??? = SHELL(GnuPlotEXE$+" cmd2d.gp -") : CALL Delay(0.5#)
END SUB 'Plot2DIndividualProbeTrajectories()
'-----
SUB Plot3DbestProbeTrajectories(NumTrajectories%,M(),R(),XiMin(),XiMax(),Np%,Nd%,LastStep%,FunctionName$) 'XYZZY
LOCAL TrajectoryNumber%, ProbeNumber%, StepNumber%, N%, M%, ProcID???
LOCAL MaximumFitness, MinimumFitness AS EXT
LOCAL BestProbeThisStep%()
LOCAL BestFitnessThisStep(), TempFitness() AS EXT
LOCAL Annotation$, xCoord$, yCoord$, zCoord$, GnuPlotEXE$, PlotWithLines$
Annotation$ = ""
PlotWithLines$ = "NO" 'YES" 'NO"
NumTrajectories% = MIN(Np%,NumTrajectories%)
GnuPlotEXE$ = "wgnuplot.exe"
'----- Get Min/Max Fitnesses -----
MaximumFitness = M(1,0) : MinimumFitness = M(1,0) 'Note: M(p%,j%)
FOR StepNumber% = 0 TO LastStep%
FOR ProbeNumber% = 1 TO Np%
IF M(ProbeNumber%,StepNumber%) >= MaximumFitness THEN MaximumFitness = M(ProbeNumber%,StepNumber%)
IF M(ProbeNumber%,StepNumber%) <= MinimumFitness THEN MinimumFitness = M(ProbeNumber%,StepNumber%)
NEXT ProbeNumber%
NEXT StepNumber%
'----- Copy Fitness Array M() into TempFitness to Preserve M() -----
REDIM TempFitness(1 TO Np%, 0 TO LastStep%)
FOR StepNumber% = 0 TO LastStep%
FOR ProbeNumber% = 1 TO Np%
TempFitness(ProbeNumber%,StepNumber%) = M(ProbeNumber%,StepNumber%)
NEXT ProbeNumber%
NEXT StepNumber%
'----- LOOP ON TRAJECTORIES -----
FOR TrajectoryNumber% = 1 TO NumTrajectories%
'----- Get Trajectory Coordinate Data -----
REDIM BestFitnessThisStep(0 TO LastStep%), BestProbeThisStep%(0 TO LastStep%)
FOR StepNumber% = 0 TO LastStep%
BestFitnessThisStep(StepNumber%) = TempFitness(1,StepNumber%)
FOR ProbeNumber% = 1 TO Np%
IF TempFitness(ProbeNumber%,StepNumber%) >= BestFitnessThisStep(StepNumber%) THEN
BestFitnessThisStep(StepNumber%) = TempFitness(ProbeNumber%,StepNumber%)
BestProbeThisStep%(StepNumber%) = ProbeNumber%

```



```

                Quote$+"t7"+Quote$
CASE 8 : PRINT #N%, "spot "+Quote$+"t1"+Quote$+" lw 2,"+Quote$+"t2"+Quote$+" ," +Quote$+"t3"+Quote$+" ," +Quote$+"t4"+Quote$+"
,"+Quote$+"t5"+Quote$+" ," +Quote$+"t6"+Quote$+" ," +_
                Quote$+"t7"+Quote$+" ," +Quote$+"t8"+Quote$
CASE 9 : PRINT #N%, "spot "+Quote$+"t1"+Quote$+" lw 2,"+Quote$+"t2"+Quote$+" ," +Quote$+"t3"+Quote$+" ," +Quote$+"t4"+Quote$+"
,"+Quote$+"t5"+Quote$+" ," +Quote$+"t6"+Quote$+" ," +_
                Quote$+"t7"+Quote$+" ," +Quote$+"t8"+Quote$+" ," +Quote$+"t9"+Quote$
CASE 10 : PRINT #N%, "spot "+Quote$+"t1"+Quote$+" lw 2,"+Quote$+"t2"+Quote$+" ," +Quote$+"t3"+Quote$+" ," +Quote$+"t4"+Quote$+"
,"+Quote$+"t5"+Quote$+" ," +Quote$+"t6"+Quote$+" ," +_
                Quote$+"t7"+Quote$+" ," +Quote$+"t8"+Quote$+" ," +Quote$+"t9"+Quote$+" ," +Quote$+"t10"+Quote$
END SELECT

END IF

CLOSE #N%

ProcID??? = SHELL(GnuPlotEXE$+" cmd3d.gp -") : CALL Delay(0.5##)

END SUB 'Plot3DbestProbeTrajectories()

'-----

FUNCTION HasFITNESSsaturated$(Nsteps%, j%, Np%, Nd%, M(), R(), DiagLength)

LOCAL A$

LOCAL k%, p%

LOCAL BestFitness, SumOfBestFitnesses, BestFitnessStepJ, FitnessSatTOL AS EXT

A$ = "NO"

FitnessSatTOL = 0.00001## 'tolerance for FITNESS saturation

IF j% < Nsteps% + 10 THEN GOTO ExitHasFITNESSsaturated 'execute at least 10 steps after averaging interval before performing this check

SumOfBestFitnesses = 0##

FOR k% = j%-Nsteps%+1 TO j%

    BestFitness = M(k%,1)

    FOR p% = 1 TO Np%

        IF M(p%,k%) >= BestFitness THEN BestFitness = M(p%,k%)

    NEXT p%

    IF k% = j% THEN BestFitnessStepJ = BestFitness

    SumOfBestFitnesses = SumOfBestFitnesses + BestFitness

NEXT k%

IF ABS(SumOfBestFitnesses/Nsteps%-BestFitnessStepJ) =< FitnessSatTOL THEN A$ = "YES" 'saturation if (avg value - last value) are within TOL

ExitHasFITNESSsaturated:

HasFITNESSsaturated$ = A$

END FUNCTION 'HasFITNESSsaturated$()

'-----

FUNCTION HasDAVGsaturated$(Nsteps%, j%, Np%, Nd%, M(), R(), DiagLength)

LOCAL A$

LOCAL k%

LOCAL SumOfDavg, DavgStepJ AS EXT

LOCAL DavgSatTOL AS EXT

A$ = "NO"

DavgSatTOL = 0.0005## 'tolerance for DAVG saturation

IF j% < Nsteps% + 10 THEN GOTO ExitHasDAVGsaturated 'execute at least 10 steps after averaging interval before performing this check

DavgStepJ = DavgThisStep(j%, Np%, Nd%, M(), R(), DiagLength)

SumOfDavg = 0##

FOR k% = j%-Nsteps%+1 TO j% 'check this step and previous (Nsteps%-1) steps

    SumOfDavg = SumOfDavg + DavgThisStep(k%, Np%, Nd%, M(), R(), DiagLength)

NEXT k%

IF ABS(SumOfDavg/Nsteps%-DavgStepJ) =< DavgSatTOL THEN A$ = "YES" 'saturation if (avg value - last value) are within TOL

ExitHasDAVGsaturated:

HasDAVGsaturated$ = A$

END FUNCTION 'HasDAVGsaturated$()

'-----

FUNCTION OscillationInDavg$(j%, Np%, Nd%, M(), R(), DiagLength)

LOCAL A$

LOCAL k%, NumSlopeChanges%

A$ = "NO"

NumSlopeChanges% = 0

IF j% < 15 THEN GOTO ExitDavgOscillation 'wait at least 15 steps

FOR k% = j%-10 TO j%-1 'check previous ten steps

```

```

        IF (DavgThisStep(k%,Np%,Nd%,M(),R(),DiagLength)-DavgThisStep(k%-1,Np%,Nd%,M(),R(),DiagLength))* _
            (DavgThisStep(k%+1,Np%,Nd%,M(),R(),DiagLength)-DavgThisStep(k%,Np%,Nd%,M(),R(),DiagLength)) < 0## THEN INCR NumSlopeChanges%
    NEXT j%
    IF NumSlopeChanges% >= 3 THEN A$ = "YES"
ExitDavgOscillation:
    OscillationInDavg$ = A$
END FUNCTION 'OscillationInDavg()'
'-----
FUNCTION DavgThisStep(j%,Np%,Nd%,M(),R(),DiagLength)
LOCAL BestFitness, TotalDistanceAllProbes, SumSQ AS EXT
LOCAL p%, k%, N%, i%, BestProbeNumber%, BestTimeStep%
' ----- Best Probe #, etc. -----
    FOR k% = 0 TO j%
        BestFitness = M(1,k%)
        FOR p% = 1 TO Np%
            IF M(p%,k%) >= BestFitness THEN
                BestFitness = M(p%,k%) : BestProbeNumber% = p% : BestTimeStep% = k%
            END IF
        NEXT p% 'probe #
    NEXT k% 'time step
' ----- Average Distance to Best Probe -----
    TotalDistanceAllProbes = 0##
    FOR p% = 1 TO Np%
        SumSQ = 0##
        FOR i% = 1 TO Nd%
            SumSQ = SumSQ + (R(BestProbeNumber%,i%,BestTimeStep%)-R(p%,i%,j%))^2 'do not exclude p%=BestProbeNumber%(j%) from sum because it adds
zero
        NEXT i%
        TotalDistanceAllProbes = TotalDistanceAllProbes + SQR(SumSQ)
    NEXT p%
    DavgThisStep = TotalDistanceAllProbes/(DiagLength*(Np%-1)) 'but exclude best prove from average
END FUNCTION 'DavgThisStep()'
'-----
SUB
PlotBestFitnessEvolution(Nd%,Np%,LastStep%,G,DeltaT,Alpha,Beta,Frep,M(),PlaceInitialProbes$,InitialAcceleration$,RepositionFactor$,FunctionName$,Gamma)
LOCAL BestFitness(), GlobalBestFitness AS EXT
LOCAL PlotAnnotation$, PlotTitle$
LOCAL p%, j%, N%
    REDIM BestFitness(0 TO LastStep%)
    CALL
GetPlotAnnotation(PlotAnnotation$,Nd%,Np%,LastStep%,G,DeltaT,Alpha,Beta,Frep,M(),PlaceInitialProbes$,InitialAcceleration$,RepositionFactor$,Function
Name$,Gamma)
    GlobalBestFitness = M(1,0)
    FOR j% = 0 TO LastStep%
        BestFitness(j%) = M(1,j%)
        FOR p% = 1 TO Np%
            IF M(p%,j%) >= BestFitness(j%) THEN BestFitness(j%) = M(p%,j%)
            IF M(p%,j%) >= GlobalBestFitness THEN GlobalBestFitness = M(p%,j%)
        NEXT p% 'probe #
    NEXT j% 'time step
    N% = FREEFILE
    OPEN "Fitness" FOR OUTPUT AS #N%
        FOR j% = 0 TO LastStep%
            PRINT #N%, USING$("#####.#####",j%,BestFitness(j%))
        NEXT j%
    CLOSE #N%
    PlotAnnotation$ = PlotAnnotation$ + "Best Fitness = " + REMOVE$(STR$(ROUND(GlobalBestFitness,8)),ANY" ")
    PlotTitle$ = "Best Fitness vs Time Step\n" + "[" + REMOVE$(STR$(Np%),ANY" ") + " probes, "+REMOVE$(STR$(LastStep%),ANY" ")+" time steps]"
    CALL CreateGNUplotINIfile(0.1##*ScreenWidth%,0.1##*ScreenHeight%,0.6##*ScreenWidth%,0.6##*ScreenHeight%)

```

```

CALL TwoDplot("Fitness","Best Fitness","0.7","0.7","Time Step\n\n.",".\n\nBest Fitness(X)", _
"","","","","","","","wgnuplot.exe", " with lines linewidth 2",PlotAnnotation$)
END SUB 'PlotBestFitnessEvolution()
'-----
SUB
PlotAverageDistance(Nd%,Np%,LastStep%,G,DeltaT,Alpha,Beta,Frep,M(),PlaceInitialProbes$,InitialAcceleration$,RepositionFactor$,FunctionName$,R(),Diag
Length,Gamma)
LOCAL Davg(), BestFitness(), TotalDistanceAllProbes, SumSQ AS EXT
LOCAL PlotAnnotation$, PlotTitle$
LOCAL p%, j%, N%, i%, BestProbeNumber%(), BestTimeStep%()
REDIM Davg(0 TO LastStep%), BestFitness(0 TO LastStep%), BestProbeNumber%(0 TO LastStep%), BestTimeStep%(0 TO LastStep%)
CALL
GetPlotAnnotation(PlotAnnotation$,Nd%,Np%,LastStep%,G,DeltaT,Alpha,Beta,Frep,M(),PlaceInitialProbes$,InitialAcceleration$,RepositionFactor$,Function
Name$,Gamma)
' ----- Best Probe #, etc. -----
FOR j% = 0 TO LastStep%
BestFitness(j%) = M(1,j%)
FOR p% = 1 TO Np%
IF M(p%,j%) >= BestFitness(j%) THEN
BestFitness(j%) = M(p%,j%) : BestProbeNumber%(j%) = p% : BestTimeStep%(j%) = j% 'only probe number is used at this time, but other
data are computed for possible future use.
END IF
NEXT p% 'probe #
NEXT j% 'time step
N% = FREEFILE
' ----- Average Distance to Best Probe -----
FOR j% = 0 TO LastStep%
TotalDistanceAllProbes = 0##
FOR p% = 1 TO Np%
SumSQ = 0##
FOR i% = 1 TO Nd%
SumSQ = SumSQ + (R(BestProbeNumber%(j%),i%,j%)-R(p%,i%,j%))^2 'do not exclude p%=BestProbeNumber%(j%) from sum because it adds zero
NEXT i%
TotalDistanceAllProbes = TotalDistanceAllProbes + SQR(SumSQ)
NEXT p%
Davg(j%) = TotalDistanceAllProbes/(DiagLength*(Np%-1)) 'but exclude best probe from average
NEXT j%
' ----- Create Plot Data File -----
OPEN "Davg" FOR OUTPUT AS #N%
FOR j% = 0 TO LastStep%
PRINT #N%, USING$( "#####",j%,Davg(j%))
NEXT j%
CLOSE #N%
PlotTitle$ = "Average Distance of " + REMOVE$(STR$(Np%-1),ANY" ") + " Probes to Best Probe\nNormalized to Size of Decision Space\n" + _
"[" + REMOVE$(STR$(Np%),ANY" ") + " probes, " + REMOVE$(STR$(LastStep%),ANY" ") + " time steps]"
CALL CreateGNUplotINIfile(0.2##*ScreenWidth%,0.2##*ScreenHeight%,0.6##*ScreenWidth%,0.6##*ScreenHeight%)
CALL TwoDplot("Davg",PlotTitle$,"0.7","0.9","Time Step\n\n.",".\n\n<D>/Ldiag", _
"","","","","","","","wgnuplot.exe", " with lines linewidth 2",PlotAnnotation$)
END SUB 'PlotAverageDistance()
'-----
SUB
GetPlotAnnotation(PlotAnnotation$,Nd%,Np%,LastStep%,G,DeltaT,Alpha,Beta,Frep,M(),PlaceInitialProbes$,InitialAcceleration$,RepositionFactor$,Function
Name$,Gamma)
LOCAL A$
A$ = "" : IF PlaceInitialProbes$ = "UNIFORM ON-AXIS" AND Nd% > 1 THEN A$ = " (+REMOVE$(STR$(Np%/Nd%),ANY" ") + "/axis)"
PlotAnnotation$ = RunID$ + "\n" + _
FunctionName$ + " Function" + " (" + FormatInteger$(Nd%) + "-D) \n" + _
FormatInteger$(Np%) + " probes" + A$ + "\n" + _
"G = " + FormatFP$(G,2) + "\n" + _
"Alpha = " + FormatFP$(Alpha,1) + "\n" + _
"Beta = " + FormatFP$(Beta,1) + "\n" + _
"DeltaT = " + FormatFP$(DeltaT,1) + "\n" + _
"Gamma = " + FormatFP$(Gamma,3) + "\n" + _
"Init Probes " + PlaceInitialProbes$ + "\n" + _
"Init Accel " + InitialAcceleration$ + "\n" + _
"Frep = " + FormatFP$(Frep,3) + " (" + RepositionFactor$ + ") \n"
' SELECT CASE RepositionFactor$

```



```

'          CASE "FIXED" : PlotAnnotation$ = PlotAnnotation$ + "Frep = " + FormatFP$(Frep,3) + " fixed" + "\n"
' END SELECT
END SUB
'-----
SUB
PlotBestProbeVsTimeStep(Nd%,Np%,LastStep%,G,DeltaT,Alpha,Beta,Frep,M(),PlaceInitialProbes$,InitialAcceleration$,RepositionFactor$,FunctionName$,Gamma)
LOCAL BestFitness AS EXT
LOCAL PlotAnnotation$,PlotTitle$
LOCAL p%,j%,N%,BestProbeNumber%()
REDIM BestProbeNumber%(0 TO LastStep%)
CALL
GetPlotAnnotation(PlotAnnotation$,Nd%,Np%,LastStep%,G,DeltaT,Alpha,Beta,Frep,M(),PlaceInitialProbes$,InitialAcceleration$,RepositionFactor$,FunctionName$,Gamma)
FOR j% = 0 TO LastStep%
BestFitness = M(1,j%)
FOR p% = 1 TO Np%
IF M(p%,j%) >= BestFitness THEN
BestFitness = M(p%,j%) : BestProbeNumber%(j%) = p%
END IF
NEXT p% 'probe #
NEXT j% 'time step
N% = FREEFILE
OPEN "Best Probe" FOR OUTPUT AS #N%
FOR j% = 0 TO LastStep%
PRINT #N%, USING$( "##### ",j%,BestProbeNumber%(j%) )
NEXT j%
CLOSE #N%
PlotTitle$ = "Best Probe Number vs Time Step\n" + "[" + REMOVE$(STR$(Np%),ANY" ") + " probes, " + REMOVE$(STR$(LastStep%),ANY" ") + " time steps]"
CALL CreateGnuPlotINIfile(0.15#*ScreenWidth%,0.15#*ScreenHeight%,0.6#*ScreenWidth%,0.6#*ScreenHeight%)
'USAGE: CALL
TwoDplot(PlotFileName$,PlotTitle$,xCoord$,yCoord$,xAxisLabel$,yAxisLabel$,LogXaxis$,LogYaxis$,xMin$,xMax$,yMin$,yMax$,xTics$,yTics$,GnuPlotEXE$,LineType$,Annotation$)
CALL TwoDplot("Best Probe",PlotTitle$,0.7",0.7", "Time Step\n\n", "\n\nBest Probe #", "", "", "", "", "0", NoSpaces$(Np%+1,0), "", "", "wgnuplot.exe", "pt 8 ps .5 lw 1",PlotAnnotation$) 'pt, pointtype; ps, pointsize; lw, linewidth
END SUB 'PlotBestProbeVsTimeStep()
'-----
SUB DisplayBestFitness(Np%,Nd%,LastStep%,M(),R(),BestFitnessProbeNumber%,BestFitnessTimeStep%,FunctionName$)
LOCAL A$,B$,p%,i%,j%
LOCAL BestFitness AS EXT
B$ = "" : IF Nd% > 1 THEN B$ = "s"
BestFitness = M(1,0)
FOR j% = 0 TO LastStep%
FOR p% = 1 TO Np%
IF M(p%,j%) >= BestFitness THEN
BestFitness = M(p%,j%) : BestFitnessProbeNumber% = p% : BestFitnessTimeStep% = j%
END IF
NEXT p%
NEXT j%
A$ = FunctionName$ + CHR$(13) +_
BestFitness = " + REMOVE$(STR$(ROUND(BestFitness,8)),ANY" ") + " returned by " + CHR$(13) +_
"Probe # " + REMOVE$(STR$(BestFitnessProbeNumber%),ANY" ") +_
" at Time Step " + REMOVE$(STR$(BestFitnessTimeStep%),ANY" ") + CHR$(13) + CHR$(13) + "P" + REMOVE$(STR$(BestFitnessProbeNumber%),ANY" ")
+ " coordinate" + B$ + ":" + CHR$(13)
FOR i% = 1 TO Nd% : A$ = A$ + STR$(i%)+ " " + REMOVE$(STR$(ROUND(R(BestFitnessProbeNumber%,i%,BestFitnessTimeStep%),8)),ANY" ") + CHR$(13) : NEXT i%
MSGBOX(A$)
END SUB 'DisplayBestFitness()
'-----
FUNCTION FormatInteger$(M%) : FormatInteger$ = REMOVE$(STR$(M%),ANY" ") : END FUNCTION
'-----
FUNCTION FormatFP$(X,Ndigits%)

```

```

LOCAL A$
IF X = 0## THEN
    A$ = "0." : GOTO ExitFormatFP
END IF
A$ = REMOVE$(STR$(ROUND(ABS(X),Ndigits%)),ANY" ")
IF ABS(X) < 1## THEN
    IF X > 0## THEN
        A$ = "0" + A$
    ELSE
        A$ = "-0" + A$
    END IF
ELSE
    IF X < 0## THEN A$ = "-" + A$
END IF
ExitFormatFP:
    FormatFP$ = A$
END FUNCTION
'-----
SUB InitialProbeDistribution(Np%,Nd%,Nt%,XiMin(),XiMax(),R(),PlaceInitialProbes$,Gamma)
LOCAL DeltaXi, DelX1, DelX2, Di AS EXT
LOCAL NumProbesPerAxis%, p%, i%, k%, NumX1points%, NumX2points%, x1pointNum%, x2pointNum%, A$
SELECT CASE PlaceInitialProbes$
CASE "UNIFORM ON-AXIS"
    IF Nd% > 1 THEN
        NumProbesPerAxis% = Np%\Nd% 'even #
    ELSE
        NumProbesPerAxis% = Np%
    END IF
    FOR i% = 1 TO Nd%
        FOR p% = 1 TO Np%
            R(p%,i%,0) = XiMin(i%) + Gamma*(XiMax(i%)-XiMin(i%))
        NEXT Np%
    NEXT i%
    FOR i% = 1 TO Nd% 'place probes axis-by-axis (i% is axis [dimension] number)
        DeltaXi = (XiMax(i%)-XiMin(i%))/(NumProbesPerAxis%-1)
        FOR k% = 1 TO NumProbesPerAxis%
            p% = k% + NumProbesPerAxis%*(i%-1) 'probe #
            R(p%,i%,0) = XiMin(i%) + (k%-1)*DeltaXi
        NEXT k%
        'DeltaXi = (XiMax(i%)-XiMin(i%))/(NumProbesPerAxis%+1)
        'FOR k% = 1 TO NumProbesPerAxis%
        '    p% = k% + NumProbesPerAxis%*(i%-1) 'probe #
        '    R(p%,i%,0) = XiMin(i%) + k%*DeltaXi
        'NEXT k%
    NEXT i%
CASE "UNIFORM ON-DIAGONAL"
    FOR p% = 1 TO Np%
        FOR i% = 1 TO Nd%
            DeltaXi = (XiMax(i%)-XiMin(i%))/(Np%-1)
            R(p%,i%,0) = XiMin(i%) + (p%-1)*DeltaXi
        NEXT i%
    NEXT p%
CASE "2D GRID"
    NumProbesPerAxis% = SQR(Np%) : NumX1points% = NumProbesPerAxis% : NumX2points% = NumX1points% 'broken down for possible future use
    DelX1 = (XiMax(1)-XiMin(1))/(NumX1points%-1)
    DelX2 = (XiMax(2)-XiMin(2))/(NumX2points%-1)
    FOR x1pointNum% = 1 TO NumX1points%

```

```

FOR x2pointNum% = 1 TO NumX2points%
    p% = NumX1points%*(x1pointNum%-1)+x2pointNum% 'probe #
    R(p%,1,0) = XiMin(1) + DelX1*(x1pointNum%-1) 'x1 coord
    R(p%,2,0) = XiMin(2) + DelX2*(x2pointNum%-1) 'x2 coord
NEXT x2pointNum%
NEXT x1pointNum%
CASE "RANDOM"
FOR p% = 1 TO Np%
FOR i% = 1 TO Nd%
    R(p%,i%,0) = XiMin(i%) + RandomNum(0##,1##)*(XiMax(i%)-XiMin(i%))
NEXT i%
NEXT p%
END SELECT
END SUB 'InitialProbeDistribution()
'-----
SUB InitialProbeAccelerations(Np%,Nd%,A(),InitialAcceleration$,MaxInitialRandomAcceleration,MaxInitialFixedAcceleration)
LOCAL p%, i%
LOCAL A$
LOCAL FixedInitialAcceleration AS EXT
SELECT CASE InitialAcceleration$
CASE "ZERO"
FOR p% = 1 TO Np%
FOR i% = 1 TO Nd%
    A(p%,i%,0) = 0##
NEXT i% 'coordinate #
NEXT p% 'probe #
CASE "FIXED"
A$ = INPUTBOX$("Fixed Initial Probe"+CHR$(13)+"Acceleration? [0.001-"+REMOVE$(STR$(MaxInitialFixedAcceleration),ANY" ")+"],"PROBES'
INITIAL ACCELERATION", "0.5")
FixedInitialAcceleration = VAL(A$)
IF FixedInitialAcceleration < 0.001## OR FixedInitialAcceleration > MaxInitialFixedAcceleration THEN FixedInitialAcceleration = 0.5##
FOR p% = 1 TO Np%
FOR i% = 1 TO Nd%
    A(p%,i%,0) = FixedInitialAcceleration
NEXT i% 'coordinate
NEXT p% 'probe #
CASE "RANDOM"
FOR p% = 1 TO Np%
FOR i% = 1 TO Nd%
    A(p%,i%,0) = RandomNum(0##,1##)*MaxInitialRandomAcceleration
NEXT i% 'coordinate
NEXT p% 'probe #
END SELECT
END SUB 'InitialProbeAccelerations()
'-----
SUB RetrieveErrantProbes(Np%,Nd%,j%,XiMin(),XiMax(),R(),M(),RepositionFactor$,Frep) 'note: M(), RepositionFactor$ passed but not used in this
version
LOCAL p%, i%
FOR p% = 1 TO Np%
FOR i% = 1 TO Nd%
    IF R(p%,i%,j%) < XiMin(i%) THEN R(p%,i%,j%) = XiMin(i%) + Frep*(R(p%,i%,j%-1)-XiMin(i%))
    IF R(p%,i%,j%) > XiMax(i%) THEN R(p%,i%,j%) = XiMax(i%) - Frep*(XiMax(i%)-R(p%,i%,j%-1))
NEXT i%
NEXT p%
END SUB 'RetrieveErrantProbes()
'-----
SUB
ChangeRunParameters(NumProbesPerDimension%,Np%,Nd%,Nt%,G,Alpha,Beta,DeltaT,Frep,PlaceInitialProbes$,InitialAcceleration$,RepositionFactor$,FunctionN
ame$)

```

```

LOCAL A$, DefaultValue$

A$ = INPUTBOX$("# dimensions?", "Change # Dimensions (" + FunctionName$ + ")", NoSpaces$(Nd%+0, 0)) : Nd% = VAL(A$) : IF Nd% < 1 OR Nd% > 500 THEN
Nd% = 2

' A$ = INPUTBOX$("# probes/dimension?", "Change # Probes/Axis (" + FunctionName$ + ")", NoSpaces$(NumProbesPerDimension%+0, 0)) : NumProbesPerDimension%
= VAL(A$)
' IF NumProbesPerDimension% < 2 OR NumProbesPerDimension% > 500 THEN NumProbesPerDimension% = 10 'restrict values to reasonable (?) ranges

IF Nd% > 1 THEN NumProbesPerDimension% = 2*((NumProbesPerDimension%+1)\2) 'require an even # probes on each axis to avoid overlapping at origin
(in symmetrical spaces at least...)

IF Nd% = 1 THEN NumProbesPerDimension% = MAX(NumProbesPerDimension%, 3) 'at least 3 probes on x-axis for 1-D functions

Np% = NumProbesPerDimension%*Nd%

A$ = INPUTBOX$("# time steps?", "Change # Steps (" + FunctionName$ + ")", NoSpaces$(Nt%+0, 0)) : Nt% = VAL(A$) : IF Nt% < 3
THEN Nt% = 50

A$ = INPUTBOX$("Grav Const G?", "Change G (" + FunctionName$ + ")", NoSpaces$(G, 2)) : G = VAL(A$) : IF G < -100## OR G > 100##
THEN G = 2##

A$ = INPUTBOX$("Alpha?", "Change Alpha (" + FunctionName$ + ")", NoSpaces$(Alpha, 2)) : Alpha = VAL(A$) : IF Alpha < -50## OR Alpha > 50##
THEN Alpha = 2##

A$ = INPUTBOX$("Beta?", "Change Beta (" + FunctionName$ + ")", NoSpaces$(Beta, 2)) : Beta = VAL(A$) : IF Beta < -50## OR Beta > 50##
THEN Beta = 2##

A$ = INPUTBOX$("Delta T", "Change Delta-T (" + FunctionName$ + ")", NoSpaces$(DeltaT, 2)) : DeltaT = VAL(A$) : IF DeltaT =< 0##
THEN DeltaT = 1##

A$ = INPUTBOX$("Frep [0-1]?", "Change Frep (" + FunctionName$ + ")", NoSpaces$(Frep, 3)) : Frep = VAL(A$) : IF Frep < 0## OR Frep > 1##
THEN Frep = 0.5##

' ----- Initial Probe Distribution -----

SELECT CASE PlaceInitialProbes$
CASE "UNIFORM ON-AXIS" : DefaultValue$ = "1"
CASE "UNIFORM ON-DIAGONAL" : DefaultValue$ = "2"
CASE "2D GRID" : DefaultValue$ = "3"
CASE "RANDOM" : DefaultValue$ = "4"
END SELECT

A$ = INPUTBOX$("Initial Probes?" + CHR$(13) + "1 - UNIFORM ON-AXIS" + CHR$(13) + "2 - UNIFORM ON-DIAGONAL" + CHR$(13) + "3 - 2D GRID" + CHR$(13) + "4 -
RANDOM", "Initial Probe Distribution (" + FunctionName$ + ")", DefaultValue$)

IF VAL(A$) < 1 OR VAL(A$) > 4 THEN A$ = "1"

SELECT CASE VAL(A$)
CASE 1 : PlaceInitialProbes$ = "UNIFORM ON-AXIS"
CASE 2 : PlaceInitialProbes$ = "UNIFORM ON-DIAGONAL"
CASE 3 : PlaceInitialProbes$ = "2D GRID"
CASE 4 : PlaceInitialProbes$ = "RANDOM"
END SELECT

IF Nd% = 1 AND PlaceInitialProbes$ = "UNIFORM ON-DIAGONAL" THEN PlaceInitialProbes$ = "UNIFORM ON-AXIS" 'cannot do diagonal in 1-D space
IF Nd% <> 2 AND PlaceInitialProbes$ = "2D GRID" THEN PlaceInitialProbes$ = "UNIFORM ON-AXIS" '2D grid is available only in 2 dimensions!

' ----- Initial Acceleration -----

SELECT CASE InitialAcceleration$
CASE "ZERO" : DefaultValue$ = "1"
CASE "FIXED" : DefaultValue$ = "2"
CASE "RANDOM" : DefaultValue$ = "3"
END SELECT

A$ = INPUTBOX$("Initial Acceleration?" + CHR$(13) + "1 - ZERO" + CHR$(13) + "2 - FIXED" + CHR$(13) + "3 - RANDOM", "Initial Acceleration
(" + FunctionName$ + ")", DefaultValue$)

IF VAL(A$) < 1 OR VAL(A$) > 3 THEN A$ = "1"

SELECT CASE VAL(A$)
CASE 1 : InitialAcceleration$ = "ZERO"
CASE 2 : InitialAcceleration$ = "FIXED"
CASE 3 : InitialAcceleration$ = "RANDOM"
END SELECT

' ----- Reposition Factor -----

SELECT CASE RepositionFactor$
CASE "FIXED" : DefaultValue$ = "1"
CASE "VARIABLE" : DefaultValue$ = "2"
CASE "RANDOM" : DefaultValue$ = "3"
END SELECT

A$ = INPUTBOX$("Reposition Factor?" + CHR$(13) + "1 - FIXED" + CHR$(13) + "2 - VARIABLE" + CHR$(13) + "3 - RANDOM", "Retrieve Probes
(" + FunctionName$ + ")", DefaultValue$)

IF VAL(A$) < 1 OR VAL(A$) > 3 THEN A$ = "1"

SELECT CASE VAL(A$)
CASE 1 : RepositionFactor$ = "FIXED"
CASE 2 : RepositionFactor$ = "VARIABLE"
CASE 3 : RepositionFactor$ = "RANDOM"
END SELECT

END SUB 'ChangeRunParameters()

'-----
FUNCTION NoSpaces$(X, NumDigits%) : NoSpaces$ = REMOVE$(STR$(X, NumDigits%), ANY " ") : END FUNCTION

'-----
FUNCTION TerminateNowForSaturation$(j$, Nd%, Np%, Nt%, G, DeltaT, Alpha, Beta, R(), A(), M())

LOCAL A$, i$, p$, NumStepsForAveraging$

LOCAL BestFitness, AvgFitness, FitnessTOL AS EXT 'terminate if avg fitness does not change over NumStepsForAveraging$ time steps

FitnessTOL = 0.00001## : NumStepsForAveraging$ = 10

A$ = "NO"

```

```

IF j% >= NumStepsForAveraging+10 THEN 'wait until step 10 to start checking for fitness saturation
    AvgFitness = 0##
    FOR i% = j%-NumStepsForAveraging+1 TO j% 'avg fitness over current step & previous NumStepsForAveraging-1 steps
        BestFitness = M(1,i%)
        FOR p% = 1 TO Np%
            IF M(p%,i%) >= BestFitness THEN BestFitness = M(p%,i%)
        NEXT p%
        AvgFitness = AvgFitness + BestFitness
    NEXT i%
    AvgFitness = AvgFitness/NumStepsForAveraging%
    IF ABS(AvgFitness-BestFitness) < FitnessTOL THEN A$ = "YES" 'compare avg fitness to best fitness at this step
END IF
    TerminateNowForSaturation$ = A$
END FUNCTION 'TerminateNowForSaturation$()
'-----
FUNCTION MagVector(V(),N%) 'returns magnitude of Nx1 column vector V
LOCAL SumSq AS EXT
LOCAL i%
    SumSq = 0## : FOR i% = 1 TO N% : SumSq = SumSq + V(i%)^2 : NEXT i% : MagVector = SQR(SumSq)
END FUNCTION 'MagVector()
'---
FUNCTION UnitStep(X)
LOCAL Z AS EXT
    IF X < 0## THEN
        Z = 0##
    ELSE
        Z = 1##
    END IF
    UnitStep = Z
END FUNCTION 'UnitStep()
'---
SUB Plot1DFunction(FunctionName$,XiMin(),XiMax(),R()) 'plots 1D function on-screen
LOCAL NumPoints%, i%, N%
LOCAL DeltaX, X AS EXT
    NumPoints% = 32001
    DeltaX = (XiMax(1)-XiMin(1))/(NumPoints%-1)
    N% = FREEFILE
    SELECT CASE FunctionName$
        CASE "ParrottF4" 'PARROTT F4 FUNCTION
            OPEN "ParrottF4" FOR OUTPUT AS #N%
            FOR i% = 1 TO NumPoints%
                R(1,1,0) = XiMin(1) + (i%-1)*DeltaX
                PRINT #N%, USING$("#.##### #.#####",R(1,1,0),ParrottF4(R(),1,1,0))
            NEXT i%
            CLOSE #N%
            CALL CreateGnuPlotINIfile(0.2##*ScreenWidth%,0.2##*ScreenHeight%,0.6##*ScreenWidth%,0.6##*ScreenHeight%)
            CALL TwoDplot("ParrottF4","Parrott F4 Function",0.7",0.7", "X\n\n.", ".\n\nParrott F4(X)", "", "", "0", "1", "0", "1", "", "", "wgnuplot.exe", "
with lines linewidth 2", "")
        END SELECT
    END SUB
'-----
SUB CLEANUP 'probe coordinate plot files
    IF DIR$("P1") <> "" THEN KILL "P1"
    IF DIR$("P2") <> "" THEN KILL "P2"
    IF DIR$("P3") <> "" THEN KILL "P3"
    IF DIR$("P4") <> "" THEN KILL "P4"
    IF DIR$("P5") <> "" THEN KILL "P5"
    IF DIR$("P6") <> "" THEN KILL "P6"
    IF DIR$("P7") <> "" THEN KILL "P7"
    IF DIR$("P8") <> "" THEN KILL "P8"
    IF DIR$("P9") <> "" THEN KILL "P9"
    IF DIR$("P10") <> "" THEN KILL "P10"

```



```

'---
FUNCTION Fibonacci(N%) 'RETURNS Nth FIBONACCI NUMBER
LOCAL i%, Fn%, Fn1%, Fn2%
LOCAL A$
IF N% > 91 OR N% < 0 THEN
    MSGBOX("ERROR! Fibonacci argument"+STR$(N%)+ " > 91. Out of range or < 0...") : EXIT FUNCTION
END IF
SELECT CASE N%
CASE 0: Fn% = 1
CASE ELSE
    Fn% = 0 : Fn2% = 1 : i% = 0
    FOR i% = 1 TO N%
        Fn% = Fn1% + Fn2%
        Fn1% = Fn2%
        Fn2% = Fn%
    NEXT i% 'LOOP
END SELECT
Fibonacci% = Fn%
END FUNCTION 'Fibonacci%()
'-----
FUNCTION RandomNum(a,b) 'Returns random number X, a=< X < b.
    RandomNum = a + (b-a)*RND
END FUNCTION 'RandomNum()
'-----
FUNCTION GaussianDeviate(Mu,Sigma) 'returns NORMAL (Gaussian) random deviate with mean Mu and standard deviation Sigma (variance = Sigma^2)
'Refs: (1) Press, W.H., Flannery, B.P., Teukolsky, S.A., and Vetterling, W.T., "Numerical Recipes: The Art of Scientific Computing,"
'       $7.2, Cambridge University Press, Cambridge, UK, 1986.
'       (2) Shinzato, T., "Box Muller Method," 2007, http://www.sp.dis.titech.ac.jp/~shinzato/boxmuller.pdf
LOCAL s, t, Z AS EXT
s = RND : t = RND
Z = Mu + Sigma*SQR(-2*LOG(s))*COS(TwoPi*t)
GaussianDeviate = Z
END FUNCTION 'GaussianDeviate()
'-----
SUB ContourPlot(PlotFileName$,PlotTitle$,Annotation$,xCoord$,yCoord$,zCoord$, _
                XaxisLabel$,YaxisLabel$,ZaxisLabel$,zMin$,zMax$,GnuPlotEXE$,A$)
LOCAL N%
N% = FREEFILE
OPEN "cmd3d.gp" FOR OUTPUT AS #N%
PRINT #N%, "show surface"
PRINT #N%, "set hidden3d"
IF zMin$ <> "" AND zMax$ <> "" THEN PRINT #N%, "set zrange ["+zMin$+":"+zMax$+ "]"
PRINT #N%, "set label "+Quote$+AnnoTation$+Quote$+" at graph "+xCoord$+", "+yCoord$+", "+zCoord$
PRINT #N%, "show label"
PRINT #N%, "set grid xtics ytics ztics"
PRINT #N%, "show grid"
PRINT #N%, "set title "+Quote$+PlotTitle$+Quote$
PRINT #N%, "set xlabel "+Quote$+XaxisLabel$+Quote$
PRINT #N%, "set ylabel "+Quote$+YaxisLabel$+Quote$
PRINT #N%, "set zlabel "+Quote$+ZaxisLabel$+Quote$
PRINT #N%, "splot "+Quote$+PlotFileName$+Quote$+A$ " notitle with linespoints" 'A$' notitle with lines"
CLOSE #N%
SHELL(GnuPlotEXE$+" cmd3d.gp -")
END SUB 'ContourPlot()
'---
SUB ThreeDplot(PlotFileName$,PlotTitle$,Annotation$,xCoord$,yCoord$,zCoord$, _
               XaxisLabel$,YaxisLabel$,ZaxisLabel$,zMin$,zMax$,GnuPlotEXE$,A$)
LOCAL N%, ProcessID???
N% = FREEFILE
OPEN "cmd3d.gp" FOR OUTPUT AS #N%
PRINT #N%, "set pm3d"
PRINT #N%, "show pm3d"
IF zMin$ <> "" AND zMax$ <> "" THEN PRINT #N%, "set zrange ["+zMin$+":"+zMax$+ "]"
PRINT #N%, "set label "+Quote$+AnnoTation$+Quote$+" at graph "+xCoord$+", "+yCoord$+", "+zCoord$
PRINT #N%, "show label"
PRINT #N%, "set grid xtics ytics ztics"
PRINT #N%, "show grid"
PRINT #N%, "set title "+Quote$+PlotTitle$+Quote$
PRINT #N%, "set xlabel "+Quote$+XaxisLabel$+Quote$
PRINT #N%, "set ylabel "+Quote$+YaxisLabel$+Quote$

```

```

        PRINT #N%, "set xlabel "+Quote$+ZaxisLabel$+Quote$
        PRINT #N%, "splot "+Quote$+PlotFileName$+Quote$+A$+" notitle" with lines"
    CLOSE #N%

    SHELL(GnuPlotEXE$+" cmd3d.gp -") : CALL Delay(0.5##)
END SUB 'ThreeDplot()

'---
SUB ThreeDplot2(PlotFileName$,PlotTitle$,Annotation$,xCoord$,yCoord$,zCoord$, _
    XaxisLabel$,YaxisLabel$,ZaxisLabel$,zMin$,zMax$,GnuPlotEXE$,A$,xStart$,xStop$,yStart$,yStop$)

    LOCAL N%

    N% = FREEFILE

    OPEN "cmd3d.gp" FOR OUTPUT AS #N%

        PRINT #N%, "set pm3d"
        PRINT #N%, "show pm3d"
        PRINT #N%, "set hidden3d"
        PRINT #N%, "set view 45, 45, 1, 1"

        IF zMin$ <> "" AND zMax$ <> "" THEN PRINT #N%, "set zrange ["+zMin$+":"+zMax$+ "]"

        PRINT #N%, "set xrange [" + xStart$ + ":" + xStop$ + "]"
        PRINT #N%, "set yrange [" + yStart$ + ":" + yStop$ + "]"
        PRINT #N%, "set label " + Quote$ + AnnoTation$ + Quote$+" at graph "+xCoord$+", "+yCoord$+", "+zCoord$
        PRINT #N%, "show label"
        PRINT #N%, "set grid xtics ytics ztics"
        PRINT #N%, "show grid"
        PRINT #N%, "set title " + Quote$+PlotTitle$ + Quote$
        PRINT #N%, "set xlabel " + Quote$+XaxisLabel$ + Quote$
        PRINT #N%, "set ylabel " + Quote$+YaxisLabel$ + Quote$
        PRINT #N%, "set xlabel " + Quote$+ZaxisLabel$ + Quote$
        PRINT #N%, "splot " + Quote$+PlotFileName$ + Quote$ + A$ + " notitle with lines"
    CLOSE #N%

    SHELL(GnuPlotEXE$+" cmd3d.gp -")

END SUB 'ThreeDplot2()

'---
SUB TwoDplot2Curves(PlotFileName1$,PlotFileName2$,PlotTitle$,Annotation$,xCoord$,yCoord$,XaxisLabel$,YaxisLabel$, _
    LogXaxis$,LogYaxis$,xMin$,xMax$,yMin$,yMax$,XTics$,YTics$,GnuPlotEXE$,LineStyle)

    LOCAL N%, ProcessID???

    N% = FREEFILE

    OPEN "cmd2d.gp" FOR OUTPUT AS #N%

        'print #N%, "set output "+Quote$+"test.plt"+Quote$ 'tried this 3/11/06, didn't work...

        IF LogXaxis$ = "YES" AND LogYaxis$ = "NO" THEN PRINT #N%, "set logscale x"
        IF LogXaxis$ = "NO" AND LogYaxis$ = "YES" THEN PRINT #N%, "set logscale y"
        IF LogXaxis$ = "YES" AND LogYaxis$ = "YES" THEN PRINT #N%, "set logscale xy"

        IF xMin$ <> "" AND xMax$ <> "" THEN PRINT #N%, "set xrange ["+xMin$+":"+xMax$+ "]"
        IF yMin$ <> "" AND yMax$ <> "" THEN PRINT #N%, "set yrange ["+yMin$+":"+yMax$+ "]"

        PRINT #N%, "set label "+Quote$+AnnoTation$+Quote$+" at graph "+xCoord$+", "+yCoord$
        PRINT #N%, "set grid xtics"
        PRINT #N%, "set grid ytics"
        PRINT #N%, "set xtics "+XTics$
        PRINT #N%, "set ytics "+YTics$
        PRINT #N%, "set grid mxtics"
        PRINT #N%, "set grid mytics"
        PRINT #N%, "set title "+Quote$+PlotTitle$+Quote$
        PRINT #N%, "set xlabel "+Quote$+XaxisLabel$+Quote$
        PRINT #N%, "set ylabel "+Quote$+YaxisLabel$+Quote$

        PRINT #N%, "plot "+Quote$+PlotFileName1$+Quote$+" with lines linewidth "+REMOVE$(STR$(LineStyle),ANY" ")+" "+ _
            Quote$+PlotFileName2$+Quote$+" with points pointsize 0.05"+REMOVE$(STR$(LineStyle),ANY" ")

    CLOSE #N%

    ProcessID??? = SHELL(GnuPlotEXE$+" cmd2d.gp -") : CALL Delay(0.5##)

END SUB 'TwoDplot2Curves()

'---
SUB Probe2Dplots(ProbePlotsFileList$,PlotTitle$,Annotation$,xCoord$,yCoord$,XaxisLabel$,YaxisLabel$, _
    LogXaxis$,LogYaxis$,xMin$,xMax$,yMin$,yMax$,XTics$,YTics$,GnuPlotEXE$)

    LOCAL N%, ProcessID???

    N% = FREEFILE

    OPEN "cmd2d.gp" FOR OUTPUT AS #N%

        IF LogXaxis$ = "YES" AND LogYaxis$ = "NO" THEN PRINT #N%, "set logscale x"
        IF LogXaxis$ = "NO" AND LogYaxis$ = "YES" THEN PRINT #N%, "set logscale y"
        IF LogXaxis$ = "YES" AND LogYaxis$ = "YES" THEN PRINT #N%, "set logscale xy"

        IF xMin$ <> "" AND xMax$ <> "" THEN PRINT #N%, "set xrange ["+xMin$+":"+xMax$+ "]"
        IF yMin$ <> "" AND yMax$ <> "" THEN PRINT #N%, "set yrange ["+yMin$+":"+yMax$+ "]"

        PRINT #N%, "set label "+Quote$+AnnoTation$+Quote$+" at graph "+xCoord$+", "+yCoord$
        PRINT #N%, "set grid xtics"
        PRINT #N%, "set grid ytics"
        PRINT #N%, "set xtics "+XTics$
        PRINT #N%, "set ytics "+YTics$
        PRINT #N%, "set grid mxtics"
        PRINT #N%, "set grid mytics"
        PRINT #N%, "set title "+Quote$+PlotTitle$+Quote$
        PRINT #N%, "set xlabel "+Quote$+XaxisLabel$+Quote$
        PRINT #N%, "set ylabel "+Quote$+YaxisLabel$+Quote$

        PRINT #N%, ProbePlotsFileList$

```



```

CLOSE #N%

ProcessID??? = SHELL(GnuPlotEXE$+" cmd2d.gp -") : CALL Delay(0.5##)

END SUB 'Probe2Dplots()

'-----
SUB Show2Dprobes(R(),Np%,Nt%,j%,XiMin(),XiMax(),Frep,BestFitness,BestProbeNumber%,BestTimeStep%,FunctionName$,RepositionFactor$,Gamma)
LOCAL N%, p%
LOCAL A$, PlotFileName$, PlotTitle$, Symbols$
LOCAL xMin$, xMax$, yMin$, yMax$
LOCAL s1, s2, s3, s4 AS EXT
PlotFileName$ = "Probes("+REMOVE$(STR$(j%),ANY" ")+" )"
IF j% > 0 THEN 'PLOT PROBES AT THIS TIME STEP
    PlotTitle$ = "\nLOCATIONS OF "+REMOVE$(STR$(Np%),ANY" ") + " PROBES AT TIME STEP" + STR$(j%) + " / " + REMOVE$(STR$(Nt%),ANY" ") + "\n" + _
    "Fitness = "+REMOVE$(STR$(ROUND(BestFitness,3)),ANY" ") + ", Probe #" + REMOVE$(STR$(BestProbeNumber%),ANY" ") + " at Step #" +
REMOVE$(STR$(BestTimeStep%),ANY" ") + _
    " [Frep = "+REMOVE$(STR$(Frep,4),ANY" ") + " " + RepositionFactor$ + "]" \n"
ELSE 'PLOT INITIAL PROBE DISTRIBUTION
    PlotTitle$ = "\nLOCATIONS OF "+REMOVE$(STR$(Np%),ANY" ") + " INITIAL PROBES FOR " + FunctionName$ + " FUNCTION\n[gamma =
"+STR$(ROUND(Gamma,3))+"] \n"
END IF
N% = FREEFILE : OPEN PlotFileName$ FOR OUTPUT AS #N%
FOR p% = 1 TO Np% : PRINT #N%, USING$("#####.#####    #####.#####",R(p%,1,j%),R(p%,2,j%)) : NEXT p%
CLOSE #N%
s1 = 1.1## : s2 = 1.1## : s3 = 1.1## : s4 = 1.1## 'expand plots axes by 10%
IF XiMin(1) > 0## THEN s1 = 0.9##
IF XiMax(1) < 0## THEN s2 = 0.9##
IF XiMin(2) > 0## THEN s3 = 0.9##
IF XiMax(2) < 0## THEN s4 = 0.9##
xMin$ = REMOVE$(STR$(s1*XiMin(1),2),ANY" ")
xMax$ = REMOVE$(STR$(s2*XiMax(1),2),ANY" ")
yMin$ = REMOVE$(STR$(s3*XiMin(2),2),ANY" ")
yMax$ = REMOVE$(STR$(s4*XiMax(2),2),ANY" ")
CALL TwoDplot(PlotFileName$,PlotTitle$,"0.6","0.7","x1\n\n","nx2","NO","NO",xMin$,xMax$,yMin$,yMax$,"5","5","wgnuplot.exe"," pointsize 1
linewidth 2","")
KILL PlotFileName$ 'erase plot data file after probes have been displayed
END SUB 'ShowProbes()

'-----
SUB TwoDplot(PlotFileName$,PlotTitle$,xCoord$,yCoord$,XaxisLabel$,YaxisLabel$, _
LogXaxis$,LogYaxis$,xMin$,xMax$,yMin$,yMax$,xTics$,yTics$,GnuPlotEXE$,LineStyle$,Annotation$)
LOCAL N%, ProcessID???
N% = FREEFILE
OPEN "cmd2d.gp" FOR OUTPUT AS #N%
IF LogXaxis$ = "YES" AND LogYaxis$ = "NO" THEN PRINT #N%, "set logscale x"
IF LogXaxis$ = "NO" AND LogYaxis$ = "YES" THEN PRINT #N%, "set logscale y"
IF LogXaxis$ = "YES" AND LogYaxis$ = "YES" THEN PRINT #N%, "set logscale xy"
IF xMin$ <> "" AND xMax$ <> "" THEN PRINT #N%, "set xrange ["+xMin$+":"+xMax$+"]"
IF yMin$ <> "" AND yMax$ <> "" THEN PRINT #N%, "set yrange ["+yMin$+":"+yMax$+"]"
PRINT #N%, "set label " + Quote$ + Annotation$ + Quote$ + " at graph " + xCoord$ + ", " + yCoord$
PRINT #N%, "set grid xtics " + XTics$
PRINT #N%, "set grid ytics " + YTics$
PRINT #N%, "set grid mxtics"
PRINT #N%, "set grid mytics"
PRINT #N%, "show grid"
PRINT #N%, "set title " + Quote$+PlotTitle$+Quote$
PRINT #N%, "set xlabel " + Quote$+XaxisLabel$+Quote$
PRINT #N%, "set ylabel " + Quote$+YaxisLabel$+Quote$
PRINT #N%, "plot "+Quote$+PlotFileName$+Quote$+" notitle"+LineStyle$
CLOSE #N%
ProcessID??? = SHELL(GnuPlotEXE$+" cmd2d.gp -") : CALL Delay(0.5##)
END SUB 'TwoDplot()

'-----
SUB CreateGnuPlotINIfile(PlotWindowULC_X%,PlotWindowULC_Y%,PlotWindowWidth%,PlotWindowHeight%)
LOCAL N%, WinPath$, A$, B$, WindowsDirectory$
WinPath$ = UCASE$(ENVIRON$("Path"))'DIR$("C:\WINDOWS",23)
DO
    B$ = A$
    A$ = EXTRACT$(WinPath$,",;")
    WinPath$ = REMOVE$(WinPath$,A$+";")
    IF RIGHT$(A$,7) = "WINDOWS" OR A$ = B$ THEN EXIT LOOP
    IF RIGHT$(A$,5) = "WINNT" OR A$ = B$ THEN EXIT LOOP

```

```

LOOP

WindowsDirectory$ = A$

N% = FREEFILE

'----- WGNUPLOT.INPUT FILE -----
OPEN WindowsDirectory$+"\wgnuplot.ini" FOR OUTPUT AS #N%

PRINT #N%, "[WGNUPLOT]"
PRINT #N%, "TextOrigin=0 0"
PRINT #N%, "TextSize=640 150"
PRINT #N%, "TextFont=Terminal,9"
PRINT #N%, "GraphOrigin="+REMOVE$(STR$(PlotWindowULC_X%), ANY " ")+" "+REMOVE$(STR$(PlotWindowULC_Y%), ANY " ")
PRINT #N%, "GraphSize="+REMOVE$(STR$(PlotWindowWidth%), ANY " ")+" "+REMOVE$(STR$(PlotWindowHeight%), ANY " ")
PRINT #N%, "GraphFont=Arial,10"
PRINT #N%, "GraphColor=1"
PRINT #N%, "GraphToTop=1"
PRINT #N%, "GraphBackground=255 255 255"
PRINT #N%, "Border=0 0 0 0"
PRINT #N%, "Axis=192 192 192 2 2"
PRINT #N%, "Line1=0 0 255 0 0"
PRINT #N%, "Line2=0 255 0 1"
PRINT #N%, "Line3=255 0 0 2"
PRINT #N%, "Line4=255 0 255 0 3"
PRINT #N%, "Line5=0 0 128 0 4"

CLOSE #N%

END SUB 'CreateGNUpIotINIfile()

'-----

SUB Delay (NumSecs)

LOCAL StartTime, StopTime AS EXT

StartTime = TIMER

DO UNTIL (StopTime-StartTime) >= NumSecs

    StopTime = TIMER

LOOP

END SUB 'Delay()

'-----

SUB MathematicalConstants
EulerConst = 0.577215664901532860606512##
Pi = 3.141592653589793238462643##
Pi2 = Pi/2##
Pi4 = Pi/4##
TwoPi = 2##*Pi
FourPi = 4##*Pi
e = 2.718281828459045235360287##
Root2 = 1.4142135623730950488##
END SUB

'-----

SUB AlphabetAndDigits
Alphabet$ = "ABCDEFGHIJKLMNOPQRSTUVWXYZabcdefghijklmnopqrstuvwxyz"
Digits$ = "0123456789"
RunID$ = DATE$ + ", " + TIME$
END SUB

'-----

SUB SpecialSymbols
Quote$ = CHR$(34) 'Quotation mark "
SpecialCharacters$ = "(),#;/_"
END SUB

'-----

SUB EMconstants
Mu0 = 4E-7##*Pi 'hy/meter
Eps0 = 8.854##*1E-12 'Fd/meter
c = 2.998E8## 'velocity of light, 1##/SQR(Mu0*Eps0) 'meters/sec
eta0 = SQR(Mu0/Eps0) 'impedance of free space, ohms
END SUB

'-----

SUB ConversionFactors
Rad2Deg = 180##/Pi
Deg2Rad = 1##/Rad2Deg
Feet2Meters = 0.3048##
Meters2Feet = 1##/Feet2Meters
Inches2Meters = 0.0254##
Meters2Inches = 1##/Inches2Meters
Miles2Meters = 1609.344##
Meters2Miles = 1##/Miles2Meters
NautMi2Meters = 1852##
Meters2NautMi = 1##/NautMi2Meters
END SUB

'-----

SUB ShowConstants 'puts up msgbox showing all constants

LOCAL A$

A$ = _
"Mathematical Constants:"+CHR$(13)+_
"Euler const="+STR$(EulerConst)+CHR$(13)+_
"Pi="+STR$(Pi)+CHR$(13)+_
"Pi/2="+STR$(Pi2)+CHR$(13)+_
"Pi/4="+STR$(Pi4)+CHR$(13)+_
"2Pi="+STR$(TwoPi)+CHR$(13)+_
"4Pi="+STR$(FourPi)+CHR$(13)+_

```

```

"e="+STR$(e)+CHR$(13)+_
"sqrt2="+STR$(Root2)+CHR$(13)+CHR$(13)+_
"Alphabet, Digits & Special Characters:"+CHR$(13)+_
"Alphabet="+Alphabet$+CHR$(13)+_
"Digits="+Digits$+CHR$(13)+_
"quote="+Quote$+CHR$(13)+_
"Spec chars="+SpecialCharacters$+CHR$(13)+CHR$(13)+_
"EM Constants:"+CHR$(13)+_
"Mu0="+STR$(Mu0)+CHR$(13)+_
"Eps0="+STR$(Eps0)+CHR$(13)+_
"e="+STR$(c)+CHR$(13)+_
"eta0="+STR$(eta0)+CHR$(13)+CHR$(13)+_
"Conversion Factors:"+CHR$(13)+_
"Rad2Deg="+STR$(Rad2Deg)+CHR$(13)+_
"Deg2Rad="+STR$(Deg2Rad)+CHR$(13)+_
"Ft2meters="+STR$(Feet2Meters)+CHR$(13)+_
"Meters2Ft="+STR$(Meters2Feet)+CHR$(13)+_
"Inches2Meters="+STR$(Inches2Meters)+CHR$(13)+_
"Meters2Inches="+STR$(Meters2Inches)+CHR$(13)+_
"Miles2Meters="+STR$(Miles2Meters)+CHR$(13)+_
"Meters2Miles="+STR$(Meters2Miles)+CHR$(13)+_
"NautMi2Meters="+STR$(NautMi2Meters)+CHR$(13)+_
"Meters2NautMi="+STR$(Meters2NautMi)+CHR$(13)+CHR$(13)

MSGBOX(A$)

END SUB

'-----

SUB DisplayRmatrix(Np%,Nd%,Nt%,R())
LOCAL p%, i%, j%, A$

A$ = "Position Vector Matrix R()"+CHR$(13)

FOR p% = 1 TO Np%
FOR i% = 1 TO Nd%
FOR j% = 0 TO Nt%
A$ = A$ + "R("+STR$(p%)+", "+STR$(i%)+", "+STR$(j%)+ ")="+STR$(R(p%,i%,j%)) + CHR$(13)
NEXT j%
NEXT i%
NEXT p%

MSGBOX(A$)

END SUB

'-----

SUB DisplayRmatrixThisTimeStep(Np%,Nd%,j%,R())
LOCAL p%, i%, A$

A$ = "Position Vector Matrix R() at step "+STR$(j%)+": "+CHR$(13)

FOR p% = 1 TO Np%
FOR i% = 1 TO Nd%
A$ = A$ + "R("+STR$(p%)+", "+STR$(i%)+", "+STR$(j%)+ ")="+STR$(R(p%,i%,j%)) + CHR$(13)
NEXT i%
NEXT p%

MSGBOX(A$)

END SUB

'-----

SUB DisplayAmatrix(Np%,Nd%,Nt%,A())
LOCAL p%, i%, j%, A$

A$ = "Acceleration Vector Matrix A()"+CHR$(13)

FOR p% = 1 TO Np%
FOR i% = 1 TO Nd%
FOR j% = 0 TO Nt%
A$ = A$ + "A("+STR$(p%)+", "+STR$(i%)+", "+STR$(j%)+ ")="+STR$(A(p%,i%,j%)) + CHR$(13)
NEXT j%
NEXT i%
NEXT p%

MSGBOX(A$)

END SUB

'-----

SUB DisplayAmatrixThisTimeStep(Np%,Nd%,j%,A())
LOCAL p%, i%, A$

A$ = "Acceleration matrix A() at step "+STR$(j%)+": "+CHR$(13)

FOR p% = 1 TO Np%
FOR i% = 1 TO Nd%

```

```

        A$ = A$ + "A(" + STR$(p%) + ", " + STR$(i%) + ", " + STR$(j%) + " ) = " + STR$(A(p%,i%,j%)) + CHR$(13)
    NEXT i%
NEXT p%
MSGBOX(A$)
END SUB
'-----
SUB DisplayMmatrix(Np%,Nt%,M())
LOCAL p%, j%, A$
A$ = "Fitness Matrix M() " + CHR$(13)
FOR p% = 1 TO Np%
    FOR j% = 0 TO Nt%
        A$ = A$ + "M(" + STR$(p%) + ", " + STR$(j%) + " ) = " + STR$(M(p%,j%)) + CHR$(13)
    NEXT j%
NEXT p%
MSGBOX(A$)
END SUB
'-----
SUB DisplayMmatrixThisTimeStep(Np%,j%,M())
LOCAL p%, A$
A$ = "Fitness matrix M() at step " + STR$(j%) + " : " + CHR$(13)
FOR p% = 1 TO Np%
    A$ = A$ + "M(" + STR$(p%) + ", " + STR$(j%) + " ) = " + STR$(M(p%,j%)) + CHR$(13)
NEXT p%
MSGBOX(A$)
END SUB
'-----
SUB DisplayXiMinMax(Nd%,XiMin(),XiMax())
LOCAL i%, A$
A$ = ""
FOR i% = 1 TO Nd%
    A$ = A$ + "XiMin(" + STR$(i%) + " ) = " + STR$(XiMin(i%)) + "    XiMax(" + STR$(i%) + " ) = " + STR$(XiMax(i%)) + CHR$(13)
NEXT i%
MSGBOX(A$)
END SUB
'-----
SUB DisplayRunParameters2(FunctionName$,Nd%,Np%,Nt%,G,DeltaT,Alpha,Beta,Frep,PlaceInitialProbes$,InitialAcceleration$,RepositionFactor$)
LOCAL A$
A$ = "Function = " + FunctionName$ + CHR$(13) + _
    "Nd = " + STR$(Nd%) + CHR$(13) + _
    "Np = " + STR$(Np%) + CHR$(13) + _
    "Nt = " + STR$(Nt%) + CHR$(13) + _
    "G = " + STR$(G) + CHR$(13) + _
    "DeltaT = " + STR$(DeltaT) + CHR$(13) + _
    "Alpha = " + STR$(Alpha) + CHR$(13) + _
    "Beta = " + STR$(Beta) + CHR$(13) + _
    "Frep = " + STR$(Frep) + CHR$(13) + _
    "Init Probes: " + PlaceInitialProbes$ + CHR$(13) + _
    "Init Accel: " + InitialAcceleration$ + CHR$(13) + _
    "Retrive Method: " + RepositionFactor$ + CHR$(13)
MSGBOX(A$)
END SUB
'-----
SUB
Tabulate1dProbeCoordinates(Max1dProbesPlotted%,Nd%,Np%,LastSteps,G,DeltaT,Alpha,Beta,Frep,R(),M(),PlaceInitialProbes$,InitialAcceleration$,Repositio
nFactor$,FunctionName$,Gamma)
LOCAL N%, ProbeNum%, FileHeader$, A$, B$, C$, D$, E$, F$, H$, StepNum%, FieldNumber% 'kludgy, yes, but it accomplishes its purpose...
CALL
GetPlotAnnotation(FileHeader$,Nd%,Np%,LastSteps,G,DeltaT,Alpha,Beta,Frep,M(),PlaceInitialProbes$,InitialAcceleration$,RepositionFactor$,FunctionName
$,Gamma)
REPLACE "\n" WITH ", " IN FileHeader$
FileHeader$ = LEFT$(FileHeader$,LEN(FileHeader$)-2)
FileHeader$ = "PROBE COORDINATES" + CHR$(13) + _
    "-----" + CHR$(13) + FileHeader$
N% = FREEFILE : OPEN "ProbeCoordinates.DAT" FOR OUTPUT AS #N%
A$ = "    Step #          " : B$ = "    -----    " : C$ = ""

```

```

FOR ProbeNum% = 1 TO Np% 'create out data file header
SELECT CASE ProbeNum%
CASE 1 TO 9 : E$ = "" : F$ = "" : H$ = ""
CASE 10 TO 99 : E$ = "-" : F$ = "" : H$ = ""
CASE 100 TO 999 : E$ = "--" : F$ = "" : H$ = ""
END SELECT
A$ = A$ + "P" + NoSpaces$(ProbeNum%+0,0) + F$ 'note: adding zero to ProbeNum% necessary to convert to floating point...
B$ = B$ + E$ + "-" + H$
C$ = C$ + "#####.###"
'
C$ = C$ + "###.#####"
NEXT ProbeNum%
PRINT #N%, FileHeader$ + CHR$(13) : PRINT #N%, A$ : PRINT #N%, B$
FOR StepNum% = 0 TO LastStep%
D$ = USING$( "#####", StepNum%)
FOR ProbeNum% = 1 TO Np% : D$ = D$ + USING$(C$,R(ProbeNum%,1,StepNum%)) : NEXT ProbeNum%
PRINT #N%, D$
NEXT StepNum%
CLOSE #N%
END SUB 'TabulateIDprobeCoordinates()
'-----
SUB
PlotIDprobePositions(MaxIDprobesPlotted%,Nd%,Np%,LastStep%,G,DeltaT,Alpha,Beta,Frep,R(),M(),PlaceInitialProbes$,InitialAcceleration$,RepositionFactor$,FunctionName$,Gamma)
'plots on-screen ID function probe positions vs time step if Np <= 10
LOCAL ProcessID????, N%, n1%, n2%, n3%, n4%, n5%, n6%, n7%, n8%, n9%, n10%, n11%, n12%, n13%, n14%, n15%, ProbeNum%, StepNum%, A$
LOCAL PlotAnnotation$
IF Np% > MaxIDprobesPlotted% THEN EXIT SUB
CALL CLEANUP 'delete old "Px" plot files, if any
ProbeNum% = 0
DO 'create output data files, probe-by-probe
INCR ProbeNum% : n1% = FREEFILE : OPEN "P"+REMOVE$(STR$(ProbeNum%),ANY" ") FOR OUTPUT AS #n1% : IF ProbeNum% = Np% THEN EXIT LOOP
INCR ProbeNum% : n2% = FREEFILE : OPEN "P"+REMOVE$(STR$(ProbeNum%),ANY" ") FOR OUTPUT AS #n2% : IF ProbeNum% = Np% THEN EXIT LOOP
INCR ProbeNum% : n3% = FREEFILE : OPEN "P"+REMOVE$(STR$(ProbeNum%),ANY" ") FOR OUTPUT AS #n3% : IF ProbeNum% = Np% THEN EXIT LOOP
INCR ProbeNum% : n4% = FREEFILE : OPEN "P"+REMOVE$(STR$(ProbeNum%),ANY" ") FOR OUTPUT AS #n4% : IF ProbeNum% = Np% THEN EXIT LOOP
INCR ProbeNum% : n5% = FREEFILE : OPEN "P"+REMOVE$(STR$(ProbeNum%),ANY" ") FOR OUTPUT AS #n5% : IF ProbeNum% = Np% THEN EXIT LOOP
INCR ProbeNum% : n6% = FREEFILE : OPEN "P"+REMOVE$(STR$(ProbeNum%),ANY" ") FOR OUTPUT AS #n6% : IF ProbeNum% = Np% THEN EXIT LOOP
INCR ProbeNum% : n7% = FREEFILE : OPEN "P"+REMOVE$(STR$(ProbeNum%),ANY" ") FOR OUTPUT AS #n7% : IF ProbeNum% = Np% THEN EXIT LOOP
INCR ProbeNum% : n8% = FREEFILE : OPEN "P"+REMOVE$(STR$(ProbeNum%),ANY" ") FOR OUTPUT AS #n8% : IF ProbeNum% = Np% THEN EXIT LOOP
INCR ProbeNum% : n9% = FREEFILE : OPEN "P"+REMOVE$(STR$(ProbeNum%),ANY" ") FOR OUTPUT AS #n9% : IF ProbeNum% = Np% THEN EXIT LOOP
INCR ProbeNum% : n10% = FREEFILE : OPEN "P"+REMOVE$(STR$(ProbeNum%),ANY" ") FOR OUTPUT AS #n10% : IF ProbeNum% = Np% THEN EXIT LOOP
INCR ProbeNum% : n11% = FREEFILE : OPEN "P"+REMOVE$(STR$(ProbeNum%),ANY" ") FOR OUTPUT AS #n11% : IF ProbeNum% = Np% THEN EXIT LOOP
INCR ProbeNum% : n12% = FREEFILE : OPEN "P"+REMOVE$(STR$(ProbeNum%),ANY" ") FOR OUTPUT AS #n12% : IF ProbeNum% = Np% THEN EXIT LOOP
INCR ProbeNum% : n13% = FREEFILE : OPEN "P"+REMOVE$(STR$(ProbeNum%),ANY" ") FOR OUTPUT AS #n13% : IF ProbeNum% = Np% THEN EXIT LOOP
INCR ProbeNum% : n14% = FREEFILE : OPEN "P"+REMOVE$(STR$(ProbeNum%),ANY" ") FOR OUTPUT AS #n14% : IF ProbeNum% = Np% THEN EXIT LOOP
INCR ProbeNum% : n15% = FREEFILE : OPEN "P"+REMOVE$(STR$(ProbeNum%),ANY" ") FOR OUTPUT AS #n15% : IF ProbeNum% = Np% THEN EXIT LOOP
LOOP
ProbeNum% = 0
DO 'output probe positions as a function of time step
INCR ProbeNum% : FOR StepNum% = 0 TO LastStep% : PRINT #n1%, USING$( "#####.#####", StepNum%,R(ProbeNum%,1,StepNum%)) : NEXT StepNum% : IF ProbeNum% = Np% THEN EXIT LOOP
INCR ProbeNum% : FOR StepNum% = 0 TO LastStep% : PRINT #n2%, USING$( "#####.#####", StepNum%,R(ProbeNum%,1,StepNum%)) : NEXT StepNum% : IF ProbeNum% = Np% THEN EXIT LOOP
INCR ProbeNum% : FOR StepNum% = 0 TO LastStep% : PRINT #n3%, USING$( "#####.#####", StepNum%,R(ProbeNum%,1,StepNum%)) : NEXT StepNum% : IF ProbeNum% = Np% THEN EXIT LOOP
INCR ProbeNum% : FOR StepNum% = 0 TO LastStep% : PRINT #n4%, USING$( "#####.#####", StepNum%,R(ProbeNum%,1,StepNum%)) : NEXT StepNum% : IF ProbeNum% = Np% THEN EXIT LOOP
INCR ProbeNum% : FOR StepNum% = 0 TO LastStep% : PRINT #n5%, USING$( "#####.#####", StepNum%,R(ProbeNum%,1,StepNum%)) : NEXT StepNum% : IF ProbeNum% = Np% THEN EXIT LOOP
INCR ProbeNum% : FOR StepNum% = 0 TO LastStep% : PRINT #n6%, USING$( "#####.#####", StepNum%,R(ProbeNum%,1,StepNum%)) : NEXT StepNum% : IF ProbeNum% = Np% THEN EXIT LOOP
INCR ProbeNum% : FOR StepNum% = 0 TO LastStep% : PRINT #n7%, USING$( "#####.#####", StepNum%,R(ProbeNum%,1,StepNum%)) : NEXT StepNum% : IF ProbeNum% = Np% THEN EXIT LOOP
INCR ProbeNum% : FOR StepNum% = 0 TO LastStep% : PRINT #n8%, USING$( "#####.#####", StepNum%,R(ProbeNum%,1,StepNum%)) : NEXT StepNum% : IF ProbeNum% = Np% THEN EXIT LOOP
INCR ProbeNum% : FOR StepNum% = 0 TO LastStep% : PRINT #n9%, USING$( "#####.#####", StepNum%,R(ProbeNum%,1,StepNum%)) : NEXT StepNum% : IF ProbeNum% = Np% THEN EXIT LOOP
INCR ProbeNum% : FOR StepNum% = 0 TO LastStep% : PRINT #n10%, USING$( "#####.#####", StepNum%,R(ProbeNum%,1,StepNum%)) : NEXT StepNum% : IF ProbeNum% = Np% THEN EXIT LOOP
INCR ProbeNum% : FOR StepNum% = 0 TO LastStep% : PRINT #n11%, USING$( "#####.#####", StepNum%,R(ProbeNum%,1,StepNum%)) : NEXT StepNum% : IF ProbeNum% = Np% THEN EXIT LOOP
INCR ProbeNum% : FOR StepNum% = 0 TO LastStep% : PRINT #n12%, USING$( "#####.#####", StepNum%,R(ProbeNum%,1,StepNum%)) : NEXT StepNum% : IF ProbeNum% = Np% THEN EXIT LOOP
INCR ProbeNum% : FOR StepNum% = 0 TO LastStep% : PRINT #n13%, USING$( "#####.#####", StepNum%,R(ProbeNum%,1,StepNum%)) : NEXT StepNum% : IF ProbeNum% = Np% THEN EXIT LOOP
INCR ProbeNum% : FOR StepNum% = 0 TO LastStep% : PRINT #n14%, USING$( "#####.#####", StepNum%,R(ProbeNum%,1,StepNum%)) : NEXT StepNum% : IF ProbeNum% = Np% THEN EXIT LOOP
INCR ProbeNum% : FOR StepNum% = 0 TO LastStep% : PRINT #n15%, USING$( "#####.#####", StepNum%,R(ProbeNum%,1,StepNum%)) : NEXT StepNum% : IF ProbeNum% = Np% THEN EXIT LOOP
LOOP
ProbeNum% = 0
DO 'close output data files
INCR ProbeNum% : CLOSE #n1% : IF ProbeNum% = Np% THEN EXIT LOOP
INCR ProbeNum% : CLOSE #n2% : IF ProbeNum% = Np% THEN EXIT LOOP
INCR ProbeNum% : CLOSE #n3% : IF ProbeNum% = Np% THEN EXIT LOOP
INCR ProbeNum% : CLOSE #n4% : IF ProbeNum% = Np% THEN EXIT LOOP
INCR ProbeNum% : CLOSE #n5% : IF ProbeNum% = Np% THEN EXIT LOOP
INCR ProbeNum% : CLOSE #n6% : IF ProbeNum% = Np% THEN EXIT LOOP
INCR ProbeNum% : CLOSE #n7% : IF ProbeNum% = Np% THEN EXIT LOOP

```



```

GRAPHIC WINDOW "Run Progress, "+FunctionName$,0.08##*ScreenWidth&,0.08##*ScreenHeight&,0.25##*ScreenWidth&,0.1##*ScreenHeight& TO
StatusWindowHandle???

GRAPHIC ATTACH StatusWindowHandle???,0,REDRAW

GRAPHIC FONT "Lucida Console",8,0 "Courier New",8,0 'Fixed width fonts

GRAPHIC SET PIXEL (35,15) : GRAPHIC PRINT " Initializing... " : GRAPHIC REDRAW

END SUB

'-----
SUB GetTestFunctionNumber(FunctionName$)

LOCAL hDlg AS DWORD

LOCAL N%, M%

LOCAL FrameWidth&, FrameHeight&, BoxWidth&, BoxHeight&

BoxWidth& = 276 : BoxHeight& = 300 : FrameWidth& = 80 : FrameHeight& = BoxHeight&-5

DIALOG NEW 0, "CENTRAL FORCE OPTIMIZATION TEST FUNCTIONS",,, BoxWidth&, BoxHeight&, %WS_CAPTION OR %WS_SYSMENU, 0 TO hDlg

'-----

CONTROL ADD FRAME, hDlg, %IDC_FRAME1, "Test Functions", 5, 2, FrameWidth&, FrameHeight&
CONTROL ADD FRAME, hDlg, %IDC_FRAME2, "GSO Test Functions", 95, 2, FrameWidth&, 255

CONTROL ADD OPTION, hDlg, %IDC_Function_Number1, "Parrott F4",10, 14, 60, 10, %WS_GROUP OR %WS_TABSTOP
CONTROL ADD OPTION, hDlg, %IDC_Function_Number2, "SGO", 10, 24, 60, 10
CONTROL ADD OPTION, hDlg, %IDC_Function_Number3, "Goldstein-Price", 10, 34, 60, 10
CONTROL ADD OPTION, hDlg, %IDC_Function_Number4, "Step", 10, 44, 60, 10
CONTROL ADD OPTION, hDlg, %IDC_Function_Number5, "Schwefel 2.26", 10, 54, 60, 10
CONTROL ADD OPTION, hDlg, %IDC_Function_Number6, "Colville", 10, 64, 60, 10
CONTROL ADD OPTION, hDlg, %IDC_Function_Number7, "Griewank", 10, 74, 60, 10

CONTROL ADD OPTION, hDlg, %IDC_Function_Number31, "PEM #1", 10, 84, 60, 10
CONTROL ADD OPTION, hDlg, %IDC_Function_Number32, "PEM #2", 10, 94, 60, 10
CONTROL ADD OPTION, hDlg, %IDC_Function_Number33, "PEM #3", 10, 104, 60, 10
CONTROL ADD OPTION, hDlg, %IDC_Function_Number34, "PEM #4", 10, 114, 60, 10
CONTROL ADD OPTION, hDlg, %IDC_Function_Number35, "PEM #5", 10, 124, 60, 10
CONTROL ADD OPTION, hDlg, %IDC_Function_Number36, "Himmelblau", 10, 134, 60, 10
CONTROL ADD OPTION, hDlg, %IDC_Function_Number37, "Reserved", 10, 144, 60, 10
CONTROL ADD OPTION, hDlg, %IDC_Function_Number38, "Reserved", 10, 154, 60, 10
CONTROL ADD OPTION, hDlg, %IDC_Function_Number39, "Reserved", 10, 164, 60, 10
CONTROL ADD OPTION, hDlg, %IDC_Function_Number40, "Reserved", 10, 174, 60, 10
CONTROL ADD OPTION, hDlg, %IDC_Function_Number41, "Reserved", 10, 184, 60, 10
CONTROL ADD OPTION, hDlg, %IDC_Function_Number42, "Reserved", 10, 194, 60, 10
CONTROL ADD OPTION, hDlg, %IDC_Function_Number43, "Reserved", 10, 204, 60, 10
CONTROL ADD OPTION, hDlg, %IDC_Function_Number44, "Reserved", 10, 214, 60, 10
CONTROL ADD OPTION, hDlg, %IDC_Function_Number45, "Reserved", 10, 224, 60, 10
CONTROL ADD OPTION, hDlg, %IDC_Function_Number46, "Reserved", 10, 234, 60, 10
CONTROL ADD OPTION, hDlg, %IDC_Function_Number47, "Reserved", 10, 244, 60, 10
CONTROL ADD OPTION, hDlg, %IDC_Function_Number48, "Reserved", 10, 254, 60, 10
CONTROL ADD OPTION, hDlg, %IDC_Function_Number49, "Reserved", 10, 264, 60, 10
CONTROL ADD OPTION, hDlg, %IDC_Function_Number50, "Reserved", 10, 274, 60, 10

'-----
Test Functions from GSO Paper
CONTROL ADD OPTION, hDlg, %IDC_Function_Number8, "f1", 120, 14, 40, 10
CONTROL ADD OPTION, hDlg, %IDC_Function_Number9, "f2", 120, 24, 40, 10
CONTROL ADD OPTION, hDlg, %IDC_Function_Number10, "f3", 120, 34, 40, 10
CONTROL ADD OPTION, hDlg, %IDC_Function_Number11, "f4", 120, 44, 40, 10
CONTROL ADD OPTION, hDlg, %IDC_Function_Number12, "f5", 120, 54, 40, 10
CONTROL ADD OPTION, hDlg, %IDC_Function_Number13, "f6", 120, 64, 40, 10
CONTROL ADD OPTION, hDlg, %IDC_Function_Number14, "f7", 120, 74, 40, 10
CONTROL ADD OPTION, hDlg, %IDC_Function_Number15, "f8", 120, 84, 40, 10
CONTROL ADD OPTION, hDlg, %IDC_Function_Number16, "f9", 120, 94, 40, 10
CONTROL ADD OPTION, hDlg, %IDC_Function_Number17, "f10", 120, 104, 40, 10
CONTROL ADD OPTION, hDlg, %IDC_Function_Number18, "f11", 120, 114, 40, 10
CONTROL ADD OPTION, hDlg, %IDC_Function_Number19, "f12", 120, 124, 40, 10
CONTROL ADD OPTION, hDlg, %IDC_Function_Number20, "f13", 120, 134, 40, 10
CONTROL ADD OPTION, hDlg, %IDC_Function_Number21, "f14", 120, 144, 40, 10
CONTROL ADD OPTION, hDlg, %IDC_Function_Number22, "f15", 120, 154, 40, 10
CONTROL ADD OPTION, hDlg, %IDC_Function_Number23, "f16", 120, 164, 40, 10
CONTROL ADD OPTION, hDlg, %IDC_Function_Number24, "f17", 120, 174, 40, 10
CONTROL ADD OPTION, hDlg, %IDC_Function_Number25, "f18", 120, 184, 40, 10
CONTROL ADD OPTION, hDlg, %IDC_Function_Number26, "f19", 120, 194, 40, 10
CONTROL ADD OPTION, hDlg, %IDC_Function_Number27, "f20", 120, 204, 40, 10
CONTROL ADD OPTION, hDlg, %IDC_Function_Number28, "f21", 120, 214, 40, 10
CONTROL ADD OPTION, hDlg, %IDC_Function_Number29, "f22", 120, 224, 40, 10
CONTROL ADD OPTION, hDlg, %IDC_Function_Number30, "f23", 120, 234, 40, 10

CONTROL SET OPTION hDlg, %IDC_Function_Number1, %IDC_Function_Number1, %IDC_Function_Number3 'default to Parrott F4

'-----

CONTROL ADD BUTTON, hDlg, %IDOK, "&OK", 200, 0.45##*BoxHeight&, 50, 14

'-----

DIALOG SHOW MODAL hDlg CALL DlgProc

CALL Delay(0.5##)

IF FunctionNumber% < 1 OR FunctionNumber% > 36 THEN

FunctionNumber% = 1 : MSGBOX("Error in function number...")

END IF

' MSGBOX("Test Function is #" + STR$(FunctionNumber%))

SELECT CASE FunctionNumber%

CASE 1 : FunctionName$ = "ParrottF4"
CASE 2 : FunctionName$ = "SGO"
CASE 3 : FunctionName$ = "GP"
CASE 4 : FunctionName$ = "STEP"
CASE 5 : FunctionName$ = "SCHWEFEL_226"
CASE 6 : FunctionName$ = "COLVILLE"
CASE 7 : FunctionName$ = "GRIEWANK"
CASE 8 : FunctionName$ = "F1"

```

```

CASE 9 : FunctionName$ = "F2"
CASE 10: FunctionName$ = "F3"
CASE 11: FunctionName$ = "F4"
CASE 12: FunctionName$ = "F5"
CASE 13: FunctionName$ = "F6"
CASE 14: FunctionName$ = "F7"
CASE 15: FunctionName$ = "F8"
CASE 16: FunctionName$ = "F9"
CASE 17: FunctionName$ = "F10"
CASE 18: FunctionName$ = "F11"
CASE 19: FunctionName$ = "F12"
CASE 20: FunctionName$ = "F13"
CASE 21: FunctionName$ = "F14"
CASE 22: FunctionName$ = "F15"
CASE 23: FunctionName$ = "F16"
CASE 24: FunctionName$ = "F17"
CASE 25: FunctionName$ = "F18"
CASE 26: FunctionName$ = "F19"
CASE 27: FunctionName$ = "F20"
CASE 28: FunctionName$ = "F21"
CASE 29: FunctionName$ = "F22"
CASE 30: FunctionName$ = "F23"
CASE 31: FunctionName$ = "PBM_1"
CASE 32: FunctionName$ = "PBM_2"
CASE 33: FunctionName$ = "PBM_3"
CASE 34: FunctionName$ = "PBM_4"
CASE 35: FunctionName$ = "PBM_5"
CASE 36: FunctionName$ = "HIMMELBLAU"

END SELECT

END SUB

'-----
CALLBACK FUNCTION DlgProc() AS LONG

'-----
' Callback procedure for the main dialog
'-----
LOCAL c, lRes AS LONG, sText AS STRING

SELECT CASE AS LONG CBMSG

CASE %WM_INITDIALOG' %WM_INITDIALOG is sent right before the dialog is shown.

CASE %WM_COMMAND          ' <- a control is calling
    SELECT CASE AS LONG CBCTL ' <- look at control's id
        CASE %IDOK          ' <- OK button or Enter key was pressed

            IF CBCTLMMSG = %BN_CLICKED THEN
                '-----
                ' Loop through the Function_Number controls
                ' to see which one is selected
                '-----
                FOR c = %IDC_Function_Number1 TO %IDC_Function_Number50

                    CONTROL GET CHECK CBHNDL, c TO lRes

                    IF lRes THEN EXIT FOR

                NEXT 'c holds the id for selected test function.

                FunctionNumber% = c-120

'DEBUG      sText = FORMAT$(c - %IDC_Function_Number1 + 1) + %CRLF
'          MSGBOX sText, %MB_TASKMODAL, "Selected Function"

                DIALOG END CBHNDL

            END IF

        END SELECT

    END SELECT

END FUNCTION

'----- PBM ANTENNA BENCHMARK FUNCTIONS -----

'Reference for benchmarks PBM_1 through PBM_5:

'Pantoja, M F., Bretones, A. R., Martin, R. G., "Benchmark Antenna Problems for Evolutionary
'Optimization Algorithms," IEEE Trans. Antennas & Propagation, vol. 55, no. 4, April 2007,
'pp. 1111-1121

FUNCTION PBM_1(R(),Nd%,p%,j%) 'PBM Benchmark #1: Max D for Variable-Length CF Dipole

    LOCAL Z, LengthWaves, ThetaRadians AS EXT

    LOCAL N%, Nsegs%, FeedSegNum%

    LOCAL NumSegs$, FeedSeg$, HalfLength$, Radius$, ThetaDeg$, Lyne$, GainDB$

    LengthWaves = R(p%,1,j%)
    ThetaRadians = R(p%,2,j%)

    ThetaDeg$ = REMOVE$(STR$(ROUND(ThetaRadians*Rad2Deg,2)),ANY" ")

    IF TALLY(ThetaDeg$,".") = 0 THEN ThetaDeg$ = ThetaDeg$+"."

    Nsegs% = 2*(INT(100*LengthWaves)\2)+1 '100 segs per wavelength, must be an odd #, VOLTAGE SOURCE

    FeedSegNum% = Nsegs%\2 + 1 'center segment number, VOLTAGE SOURCE

    'Nsegs% = 2*(INT(100*LengthWaves)\2) '100 segs per wavelength, must be an even # for BICONE SOURCE

    'FeedSegNum% = Nsegs%\2 'center segment number for BICONE SOURCE

    NumSegs$ = REMOVE$(STR$(Nsegs%),ANY" ")

```



```

FeedSeg$ = REMOVE$(STR$(FeedSegNum%),ANY" ")
HalfLength$ = REMOVE$(STR$(ROUND(LengthWaves/2##,6)),ANY" ")
IF TALLY(HalfLength$,".") = 0 THEN HalfLength$ = HalfLength$+"."
Radius$ = "0.00001" 'REMOVE$(STR$(ROUND(LengthWaves/1000##,6)),ANY" ")
N% = FREEFILE
OPEN "PBM1.NEC" FOR OUTPUT AS #N%
PRINT #N%,"CM File: PBM1.NEC"
PRINT #N%,"CM Run ID "+DATE$+" "+TIME$
PRINT #N%,"CM Nd="+STR$(Nd%)+", p="+STR$(p%)+", j="+STR$(j%)
PRINT #N%,"CM R(p,1,j)="+STR$(R(p%,1,j%))+", R(p,2,j)="+STR$(R(p%,2,j%))
PRINT #N%,"CE"
PRINT #N%,"GW 1,"+NumSegs$+",0.,0.,-"+HalfLength$+",0.,0.,"+HalfLength$+", "+Radius$
PRINT #N%,"GE"
'PRINT #N%,"EX 5,1,"+FeedSeg$+",0,1.,0." 'BICONE SOURCE
PRINT #N%,"EX 0,1,"+FeedSeg$+",0,1.,0." 'VOLTAGE SOURCE
PRINT #N%,"FR 0,1,0,0,299.79564,0."
PRINT #N%,"RP 0,1,1,1001,"+ThetaDeg$+",0.,0.,0.,1000." 'gain at 1000 wavelengths range
PRINT #N%,"XQ"
PRINT #N%,"EN"

CLOSE #N%

' - - ANGLES - - - - POWER GAINS - - - - POLARIZATION - - - - E(THETA) - - - - E(PHI) - - -
' THETA PHI VERT. HOR. TOTAL AXIAL TILT SENSE MAGNITUDE PHASE MAGNITUDE PHASE
' DEGREES DEGREES DB DB DB RATIO DEG. VOLTS/M DEGREES VOLTS/M DEGREES
' 90.00 0.00 3.91 -999.99 3.91 0.00000 0.00 LINEAR 1.29504E-04 5.37 0.00000E+00 -5.24
' 123456789x123456789x123456789x123456789x123456789x123456789x123456789x123456789x123456789x
' 10 20 30 40 50 60 70 80 90 100 110 120

SHELL "n41_2k1.exe",0
N% = FREEFILE
OPEN "PBM1.OUT" FOR INPUT AS #N%
WHILE NOT EOF(N%)
LINE INPUT #N%, Lyne$
IF INSTR(Lyne$,"DEGREES DEGREES") > 0 THEN EXIT LOOP
WEND 'position at next data line
LINE INPUT #N%, Lyne$
CLOSE #N%
GainDB$ = REMOVE$(MID$(Lyne$,37,8),ANY" ")
PBM_1 = 10^(VAL(GainDB$)/10##) 'Directivity
END FUNCTION 'PBM_1()
'-----
FUNCTION PBM_2(R(),Nd%,p%,j%) 'PBM Benchmark #2: Max D for Variable-Separation Array of CF Dipoles
LOCAL Z, DipoleSeparationWaves, ThetaRadians AS EXT
LOCAL N%, i%
LOCAL NumSegs$, FeedSeg$, Radius$, ThetaDeg$, Lyne$, GainDB$, Xcoord$, WireNum$
DipoleSeparationWaves = R(p%,1,j%)
ThetaRadians = R(p%,2,j%)
ThetaDeg$ = REMOVE$(STR$(ROUND(ThetaRadians*Rad2Deg,2)),ANY" ")
IF TALLY(ThetaDeg$,".") = 0 THEN ThetaDeg$ = ThetaDeg$+"."
NumSegs$ = "49"
FeedSeg$ = "25"
Radius$ = "0.00001"
N% = FREEFILE
OPEN "PBM2.NEC" FOR OUTPUT AS #N%
PRINT #N%,"CM File: PBM2.NEC"
PRINT #N%,"CM Run ID "+DATE$+" "+TIME$
PRINT #N%,"CM Nd="+STR$(Nd%)+", p="+STR$(p%)+", j="+STR$(j%)
PRINT #N%,"CM R(p,1,j)="+STR$(R(p%,1,j%))+", R(p,2,j)="+STR$(R(p%,2,j%))
PRINT #N%,"CE"
FOR i% = -9 TO 9 STEP 2
WireNum$ = REMOVE$(STR$((i%+11)\2),ANY" ")
Xcoord$ = REMOVE$(STR$(1%*DipoleSeparationWaves/2##),ANY" ")
PRINT #N%,"GW "+WireNum$+", "+NumSegs$+", "+Xcoord$+",0.,-0.25,"+Xcoord$+",0.,0.25,"+Radius$
NEXT i%
PRINT #N%,"GE"
FOR i% = 1 TO 10
PRINT #N%,"EX 0,"+REMOVE$(STR$(i%),ANY" ")+" "+FeedSeg$+",0,1.,0." 'VOLTAGE SOURCE
NEXT i%
PRINT #N%,"FR 0,1,0,0,299.79564,0."
PRINT #N%,"RP 0,1,1,1001,"+ThetaDeg$+",90.,0.,0.,1000." 'gain at 1000 wavelengths range
PRINT #N%,"XQ"
PRINT #N%,"EN"
CLOSE #N%

' - - ANGLES - - - - POWER GAINS - - - - POLARIZATION - - - - E(THETA) - - - - E(PHI) - - -
' THETA PHI VERT. HOR. TOTAL AXIAL TILT SENSE MAGNITUDE PHASE MAGNITUDE PHASE
' DEGREES DEGREES DB DB DB RATIO DEG. VOLTS/M DEGREES VOLTS/M DEGREES

```

```

' 90.00 0.00 3.91 -999.99 3.91 0.00000 0.00 LINEAR 1.29504E-04 5.37 0.00000E+00 -5.24
'123456789x123456789x123456789x123456789x123456789x123456789x123456789x123456789x123456789x123456789x
' 10 20 30 40 50 60 70 80 90 100 110 120

SHELL "n41_2k1.exe",0

N% = FREEFILE

OPEN "PBM2.OUT" FOR INPUT AS #N%

WHILE NOT EOF(N%)

    LINE INPUT #N%, Lyne$

    IF INSTR(Lyne$,"DEGREES DEGREES") > 0 THEN EXIT LOOP

WEND 'position at next data line

LINE INPUT #N%, Lyne$

CLOSE #N%

GainDB$ = REMOVE$(MID$(Lyne$,37,8),ANY" ")

IF AddNoiseToPBM2$ = "YES" THEN

    Z = 10^(VAL(GainDB$)/10##) + GaussianDeviate(0##,0.4472##) 'Directivity with Gaussian noise (zero mean, 0.2 variance)

ELSE

    Z = 10^(VAL(GainDB$)/10##) 'Directivity without noise

END IF

PBM_2 = Z

END FUNCTION 'PBM_2()

'-----

FUNCTION PBM_3(R(),Nd%,p%,j%) 'PBM Benchmark #3: Max D for Circular Dipole Array

LOCAL Beta, ThetaRadians, Alpha, ReV, ImV AS EXT

LOCAL N%, i%

LOCAL NumSegs$, FeedSeg$, Radius$, ThetaDeg$, Lyne$, GainDB$, Xcoord$, Ycoord$, WireNum$, ReEX$, ImEX$

Beta = R(p%,1,j%)

ThetaRadians = R(p%,2,j%)

ThetaDeg$ = REMOVE$(STR$(ROUND(ThetaRadians*Rad2Deg,2)),ANY" ")

IF TALLY(ThetaDeg$,".") = 0 THEN ThetaDeg$ = ThetaDeg$+"."

NumSegs$ = "49"

FeedSeg$ = "25"

Radius$ = "0.00001"

N% = FREEFILE

OPEN "PBM3.NEC" FOR OUTPUT AS #N%

PRINT #N%,"CM File: PBM3.NEC"
PRINT #N%,"CM Run ID "+DATE$+" "+TIME$
PRINT #N%,"CM Nd="+STR$(Nd%)+", p="+STR$(p%)+", j="+STR$(j%)
PRINT #N%,"CM R(p,1,j)="+STR$(R(p%,1,j%))+", R(p,2,j)="+STR$(R(p%,2,j%))
PRINT #N%,"CE"

FOR i% = 1 TO 8
    WireNum$ = REMOVE$(STR$(i%),ANY" ")

    SELECT CASE i%
        CASE 1 : Xcoord$ = "1" : Ycoord$ = "0"
        CASE 2 : Xcoord$ = "0.70711" : Ycoord$ = "0.70711"
        CASE 3 : Xcoord$ = "0" : Ycoord$ = "1"
        CASE 4 : Xcoord$ = "-0.70711" : Ycoord$ = "0.70711"
        CASE 5 : Xcoord$ = "-1" : Ycoord$ = "0"
        CASE 6 : Xcoord$ = "-0.70711" : Ycoord$ = "-0.70711"
        CASE 7 : Xcoord$ = "0" : Ycoord$ = "-1"
        CASE 8 : Xcoord$ = "0.70711" : Ycoord$ = "-0.70711"
    END SELECT

    PRINT #N%,"GW "+WireNum$+", "+NumSegs$+", "+Xcoord$+", "+Ycoord$+", -0.25, "+Xcoord$+", "+Ycoord$+", 0.25, "+Radius$
NEXT i%

PRINT #N%,"GE"

FOR i% = 1 TO 8
    Alpha = -COS(TwoPi*Beta*(i%-1))

    ReV = COS(Alpha)
    ImV = SIN(Alpha)

    ReEX$ = REMOVE$(STR$(ROUND(ReV,6)),ANY" ")
    ImEX$ = REMOVE$(STR$(ROUND(ImV,6)),ANY" ")

    IF TALLY(ReEX$,".") = 0 THEN ReEX$ = ReEX$+"."
    IF TALLY(ImEX$,".") = 0 THEN ImEX$ = ImEX$+"."

    PRINT #N%,"EX 0, "+REMOVE$(STR$(i%),ANY" ")+" "+FeedSeg$+", 0, "+ReEX$+", "+ImEX$ 'VOLTAGE SOURCE
NEXT i%

PRINT #N%,"FR 0,1,0,0,299.79564,0."
PRINT #N%,"RP 0,1,1,1001, "+ThetaDeg$+",0.,0.,0.,1000." 'gain at 1000 wavelengths range
PRINT #N%,"XQ"
PRINT #N%,"EN"

CLOSE #N%

' - - ANGLES - - - - POWER GAINS - - - - POLARIZATION - - - - E(THETA) - - - - E(PHI) - - - -

```

```

' THETA PHI VERT. HOR. TOTAL AXIAL TILT SENSE MAGNITUDE PHASE MAGNITUDE PHASE
' DEGREES DEGREES DB DB DB RATIO DEG. VOLTS/M DEGREES VOLTS/M DEGREES
' 90.00 0.00 3.91 -999.99 3.91 0.00000 0.00 LINEAR 1.29504E-04 5.37 0.00000E+00 -5.24
'123456789x123456789x123456789x123456789x123456789x123456789x123456789x123456789x123456789x123456789x123456789x123456789x
' 10 20 30 40 50 60 70 80 90 100 110 120

SHELL "n41_2k1.exe",0

N% = FREEFILE

OPEN "PBM3.OUT" FOR INPUT AS #N%

WHILE NOT EOF(N%)

LINE INPUT #N%, Lyne$

IF INSTR(Lyne$,"DEGREES DEGREES") > 0 THEN EXIT LOOP

WEND 'position at next data line

LINE INPUT #N%, Lyne$

CLOSE #N%

GainDB$ = REMOVE$(MID$(Lyne$,37,8),ANY" ")

PBM_3 = 10^(VAL(GainDB$)/10##) 'Directivity

END FUNCTION 'PBM_3()

'----

FUNCTION PBM_4(R(),Nd%,p%,j%) 'PEM Benchmark #4: Max D for Vee Dipole

LOCAL TotalLengthWaves, AlphaRadians, ArmLength, Xlength, Zlength, Lfeed AS EXT

LOCAL N%, i%, Nsegs%, FeedZcoord$

LOCAL NumSegs$, Lyne$, GainDB$, Xcoord$, Zcoord$

TotalLengthWaves = 2##*R(p%,1,j%)

AlphaRadians = R(p%,2,j%)

Lfeed = 0.01##

FeedZcoord$ = REMOVE$(STR$(Lfeed),ANY" ")

ArmLength = (TotalLengthWaves-2##*Lfeed)/2##

Xlength = ROUND(ArmLength*COS(AlphaRadians),6)

Xcoord$ = REMOVE$(STR$(Xlength),ANY" ") : IF TALLY(Xcoord$,".") = 0 THEN Xcoord$ = Xcoord$+"."

Zlength = ROUND(ArmLength*SIN(AlphaRadians),6)

Zcoord$ = REMOVE$(STR$(Zlength+Lfeed),ANY" ") : IF TALLY(Zcoord$,".") = 0 THEN Zcoord$ = Zcoord$+"."

Nsegs% = 2*(INT(TotalLengthWaves*100)\2) 'even number, total # segs

NumSegs$ = REMOVE$(STR$(Nsegs%\2),ANY" ") '# segs per arm

N% = FREEFILE

OPEN "PBM4.NEC" FOR OUTPUT AS #N%

PRINT #N%,"CM File: PBM4.NEC"
PRINT #N%,"CM Run ID "+DATE$+" "+TIME$
PRINT #N%,"CM Nd="+STR$(Nd%)+", p="+STR$(p%)+", j="+STR$(j%)
PRINT #N%,"CM R(p,1,j)="+STR$(R(p%,1,j%))+", R(p,2,j)="+STR$(R(p%,2,j%))
PRINT #N%,"CE"

PRINT #N%,"GW 1,5,0.,0.,-"+FeedZcoord$+",0.,0.,"+FeedZcoord$+",0.00001" 'feed wire, 1 segment, 0.01 wvln
PRINT #N%,"GW 2,"+NumSegs$+",0.,0.,-"+FeedZcoord$+", "+Xcoord$+",0., "+Zcoord$+",0.00001" 'upper arm
PRINT #N%,"GW 3,"+NumSegs$+",0.,0.,-"+FeedZcoord$+", "+Xcoord$+",0.,- "+Zcoord$+",0.00001" 'lower arm

PRINT #N%,"GE"

PRINT #N%,"EX 0,1,3,0,1.,0." 'VOLTAGE SOURCE

PRINT #N%,"FR 0,1,0,0,299.79564,0."
PRINT #N%,"RP 0,1,1,1001,90.,0.,0.,0.,1000." 'ENDFIRE gain at 1000 wavelengths range
PRINT #N%,"XQ"
PRINT #N%,"EN"

CLOSE #N%

' - - ANGLES - - - - POWER GAINS - - - - POLARIZATION - - - - - E(THETA) - - - - - E(PHI) - - -
' THETA PHI HOR. VERT. TOTAL AXIAL TILT SENSE MAGNITUDE PHASE MAGNITUDE PHASE
' DEGREES DEGREES DB DB DB RATIO DEG. VOLTS/M DEGREES VOLTS/M DEGREES
' 90.00 0.00 3.91 -999.99 3.91 0.00000 0.00 LINEAR 1.29504E-04 5.37 0.00000E+00 -5.24
'123456789x123456789x123456789x123456789x123456789x123456789x123456789x123456789x123456789x123456789x123456789x
' 10 20 30 40 50 60 70 80 90 100 110 120

SHELL "n41_2k1.exe",0

N% = FREEFILE

OPEN "PBM4.OUT" FOR INPUT AS #N%

WHILE NOT EOF(N%)

LINE INPUT #N%, Lyne$

IF INSTR(Lyne$,"DEGREES DEGREES") > 0 THEN EXIT LOOP

WEND 'position at next data line

LINE INPUT #N%, Lyne$

CLOSE #N%

```

```

GainDB$ = REMOVE$(MID$(Lyne$,37,8),ANY" ")
PBM_4 = 10^(VAL(GainDB$)/10##) 'Directivity
END FUNCTION 'PBM_4()
'-----
FUNCTION PBM_5(R(),Nd%,p%,j%) 'PBM Benchmark #5: N-element collinear array (Nd=N-1)
LOCAL TotalLengthWaves, Di(), Ystart, Y1, Y2, SumDi AS EXT
LOCAL N%, i%, q%
LOCAL Lyne$, GainDB$
REDIM Di(1 TO Nd%)
FOR i% = 1 TO Nd%
    Di(i%) = R(p%,i%,j%) 'dipole separation, wavelengths
    'MSGBOX("R="+STR$(R(p%,i%,j%))+ " p="+STR$(p%)+ " i="+STR$(i%)+ " j="+STR$(j%)+ " Nd="+STR$(Nd%))
NEXT i%
TotalLengthWaves = 0##
FOR i% = 1 TO Nd%
    TotalLengthwaves = TotalLengthWaves + Di(i%)
NEXT i%
TotalLengthWaves = TotalLengthWaves + 0.5## 'add half-wavelength of 1 meter at 299.8 MHz
Ystart = -TotalLengthWaves/2##
N% = FREEFILE
OPEN "PBM5.NEC" FOR OUTPUT AS #N%
PRINT #N%,"CM File: PBM5.NEC"
PRINT #N%,"CM Run ID "+DATE$+" "+TIME$
PRINT #N%,"CM Nd="+STR$(Nd%)+", p="+STR$(p%)+", j="+STR$(j%)
PRINT #N%,"CM R(p,1,j)="+STR$(R(p%,1,j%))+", R(p,2,j)="+STR$(R(p%,2,j%))
PRINT #N%,"CE"
FOR i% = 1 TO Nd%+1
    SumDi = 0##
    FOR q% = 1 TO i%-1
        SumDi = SumDi + Di(q%)
    NEXT q%
    Y1 = ROUND(Ystart + SumDi,6)
    Y2 = ROUND(Y1+0.5##,6) 'add one-half wavelength for other end of dipole
    PRINT #N%,"GW "+REMOVE$(STR$(i%),ANY" ")+",49,0.,"+REMOVE$(STR$(Y1),ANY" ")+",0.,0.,"+REMOVE$(STR$(Y2),ANY" ")+",0.,0.00001"
NEXT i%
PRINT #N%,"GE"
FOR i% = 1 TO Nd%+1
    PRINT #N%,"EX 0,"+REMOVE$(STR$(i%),ANY" ")+",25,0,1.,0." 'VOLTAGE SOURCES
NEXT i%
PRINT #N%,"FR 0,1,0,0,299.79564,0."
PRINT #N%,"RP 0,1,1,1001,90.,0.,0.,0.,1000." 'gain at 1000 wavelengths range
PRINT #N%,"XQ"
PRINT #N%,"EN"
CLOSE #N%
'
' - - ANGLES - - - - POWER GAINS - - - - POLARIZATION - - - - E(THETA) - - - - E(PHI) - - -
' THETA PHI HOR. TOTAL AXIAL TILT SENSE MAGNITUDE PHASE MAGNITUDE PHASE
' DEGREES DEGREES DB DB DB RATIO DEG. VOLTS/M DEGREES VOLTS/M DEGREES
' 90.00 0.00 3.91 -999.99 3.91 0.00000 0.00 LINEAR 1.29504E-04 5.37 0.00000E+00 -5.24
'123456789x123456789x123456789x123456789x123456789x123456789x123456789x123456789x123456789x123456789x123456789x
' 10 20 30 40 50 60 70 80 90 100 110 120
SHELL "n41_2k1.exe",0
N% = FREEFILE
OPEN "PBM5.OUT" FOR INPUT AS #N%
WHILE NOT EOF(N%)
    LINE INPUT #N%, Lyne$
    IF INSTR(Lyne$,"DEGREES DEGREES") > 0 THEN EXIT LOOP
    WEND 'position at next data line
    LINE INPUT #N%, Lyne$
CLOSE #N%
GainDB$ = REMOVE$(MID$(Lyne$,37,8),ANY" ")
PBM_5 = 10^(VAL(GainDB$)/10##) 'Directivity
END FUNCTION 'PBM_5()
***** END PROGRAM 'CFO_12-25-09.BAS' *****

```