

# Combining Partial Order Alignment and Progressive Near-Optimal Alignment

Dai Tri Man Lê

Department of Computer Science,  
University of Toronto,  
Toronto, ON, M5S 3G4 Canada  
ledt@cs.toronto.edu

**Abstract.** In this paper, I proposed to utilize partial-order alignment technique as a heuristic method to cope with the state-space explosion problem in progressive near-optimal alignment. The key idea of my approach is a formal treatment of progressive partial order alignment based on the graph product construction.

## 1 Introduction

Multiple Sequence Alignment (MSA) is one of the most important and active fields of research in bioinformatics. MSA are often used in identifying conserved sequence regions across a group of sequences hypothesized to be evolutionarily related. However, MSA continues to pose challenging computational problems that are only partially solved by existing methods. If optimal solution for pairwise global sequence alignment can be easily found in time complexity  $O(n^2)$  utilizing methods like Needleman-Wunsch algorithm [11], an analogous optimal alignment method extended to align  $m$  sequences requires  $O(n^m)$  time, which is only realistic for very small number of sequences.

As a result of this complexity limitation for optimal multiple alignment, heuristic MSA methods have been proposed and applied in practice (see [3] for a good recent survey). Most widely used approaches to construct a multiple alignment based on *progressive alignment* [4], where a set of  $m$  sequences are aligned by performing  $m - 1$  pairwise alignments of sequences guided by a phylogenetic tree connecting the sequences. In most of these progressive alignment based approaches, an MSA is often reduced to a one-dimensional sequence called a *profile*, which can then be used in pairwise alignment to another sequence. However, Lee et al. in his paper [9] posed the following important question “Should MSAs be linear?” He argued that the reduction from MSA to a one-dimensional profile inevitably involves loss of information. Let us consider a simple example, where we align two sequences  $S_1 = \text{ACATGTCGATAGGTG}$  and  $S_2 = \text{TGCACTCGATACATAAGGTG}$ . Thus, a profile  $A$

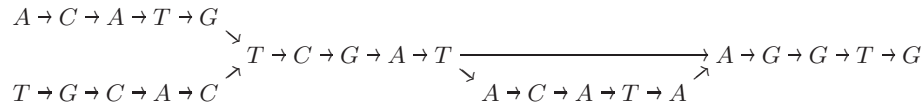
```
-----ACATGTCGAT-----AGGTG
TGCACTCGATACATAAGGTG
```

and a profile  $B$

ACATG-----TCGAT-----AGGTG  
 -----TGCACCTCGATACATAAGGTG

are both biologically optimal alignment of  $S_1$  and  $S_2$ , yet they are represented differently. Furthermore, when aligning  $A$  and  $B$  to the sequence  $S_2$ , we will get different alignment scores. Aligning  $S_2$  to  $A$  will be charged a 5 residue gap penalty because  $S_2$  does not contain the substring ACATG. These problems are all rooted from one inherent limitation of progressive alignment based approach: since we only align two profiles at a time, we tends to choose a locally optimal pairwise alignment which might not lead to the optimal alignment of all the sequences. One such example is the well-known “once a gap, always a gap” principle [4].

One attempt to resolve these problems is the *partial order alignment* (POA) method proposed by Lee et al. [9]. The basic idea behind this approach is that a directed acyclic graph representation, which is called partial order MSA (PO-MSA), is used instead of the usual linear MSA representation. For example, using POA, both profiles  $A$  and  $B$  from the above example can be represented succinctly as a single PO-MSA as shown in Fig. 1. Note that every matched pair of symbols  $\begin{pmatrix} X \\ X \end{pmatrix}$  are collapsed into a single node labeled with X on the PO-MSA, and the divergent regions are represented using independent branches of PO-MSA. All gap symbols are completely removed in the PO-MSA representation.



**Fig. 1.** PO-MSA represents both profiles  $A$  and  $B$ .

The standard pairwise dynamic programming alignment is then modified to align a single sequence to a PO-MSA to yield a new PO-MSA. Grasso et al. combined POA approach to progressive multiple sequence alignment by extending the algorithm to deal with pairwise PO-MSA alignment [6]. POA has also been used to create novel methods for protein structure alignment by Ye et al. [17] and Sun et al. [14].

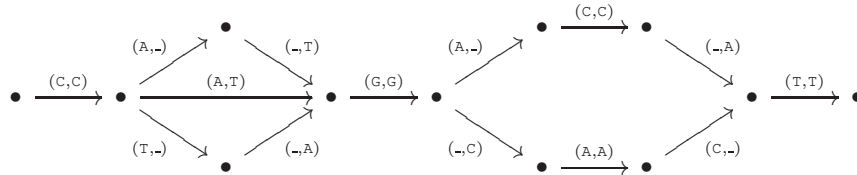
Another less well-known technique to avoid locally optimal decision in MSA is the *progressive near-optimal alignment* method [13, 12]. The idea of *pairwise sequence near-optimal alignment* was originally motivated from a widely accepted fact that the optimal alignment between a pair of proteins or nucleic acid sequences may not necessarily reflect the correct biological alignment [16, 2, 15, 10]. The near-optimal alignment method relaxes the search by returning all alignments whose scores are within some radius  $\epsilon$  from the optimal alignment score. For the purpose of MSA, including

more locally optimal and sub-optimal alignments will increase the chance of producing a globally optimal MSA at the final stage. Usually the number of near-optimal alignments of two sequences can be exponentially many. Fortunately Schwikowski and Vingron [13] showed that all of these near-optimal alignment can be compactly encoded within a special kind of dag structure called *weighted sequence graph* (WSG). By applying the graph product construction on WSGs, Schwikowski and Vingron developed a dynamic algorithm for pairwise WSG alignment for progressive near-optimal alignment technique.

		C	T	G	A	C	T
		9	1				
C		1	9	8			
A			8	9	1		
G				1	9	9	1
C					9	3	9
A					1	9	9
T						1	9

**Fig. 2.** Assume the scores for a match, a mismatch and a gap are  $+4$ ,  $-3$  and  $-2$  respectively. Dynamic programming matrix is built such that the best alignment paths have score 9. The 1-suboptimal alignments are the paths that go through 8.

For example, consider an alignment of two sequences  $X = \text{CAGCAT}$  and  $Y = \text{CTGACT}$ . Using dynamic programming, we can build a matrix  $M$  where the cell  $M(i, j)$  contains the score of the best alignment path that aligns  $X(i)$  against  $Y(j)$  as shown in Fig. 2. Then all the near-optimal alignments within a radius  $\epsilon = 1$  from Fig. 2 can be represented by the WSG from Fig. 3. Note that in contrast to the dag structure of PO-MSA, the edges of WSG are labeled with symbols from the aligned sequences.



**Fig. 3.** The WSG corresponding to near-optimal alignment with  $\epsilon = 1$  from the alignment of two sequences from Fig. 2.

The advantage of progressive near-optimal alignment over POA is that user have more control over the number of near-optimal alignments encoded in the WSG by changing the parameter  $\epsilon$ . However, the disadvantage of progressive near-optimal alignment is that the number of WSG branches can grow very large [13]. Repeatedly applying the graph product construction on these WSGs with many branches will cause an undesirable *combinatorial explosion*. I believe this is why near-optimal alignment is

less well-known in the context of progressive alignment.

In this paper, I attempt to tackle a question suggested by Brudno [1]: “Can POA and progressive near-optimal alignment be combined?” I believe the answer is positive. The motivation for such a combination comes from the observation that *the number of divergent branches of each PO-MSA is always bounded above by the number of sequences to be aligned*. Thus, there is a hope that we can use PO-MSA to encode the branches of the near-optimal alignments more efficiently. However, one obvious obstacle is how the dag for suboptimal alignment can be safely combined with the dag for PO-MSA because the vertices and edges of these dags are semantically different. I resolve this difficulty by introducing a novel encoding of PO-MSA using a more general form of WSG, which I called *generalized WSG* (g-WSG). I then show that by utilizing the graph product construction, we can align these new g-WSGs which encode PO-MSAs. Finally I propose a possible method that allows g-WSG to encode near-optimal alignments using the encoding style of POA.

## 2 Background

This section will introduce some mathematical definitions and notations which we will use intensively in this paper.

Given a sequence  $s$  over an alphabet  $\Sigma$ , we let  $|s|$  denote the length of  $s$  and let  $s[i]$  denote the symbol at the  $i$ th position of  $s$ . Also in this paper, we always index the sequence starting at the 0th position. We also let  $\Sigma^*$  denote the set of all finite sequence over the alphabet set  $\Sigma$ .

A *labeled directed graph* is a triple  $(V, L, E)$ , where  $V$  is a set of vertices,  $L$  is the set of labels, and  $E \subseteq V \times L \times V$  is the set of labeled edges. A labeled directed graph *acyclic* if it does not contain any cycle. Also for convenience, we also define the function  $\text{label} : E \rightarrow L$  such that  $\text{label}((v, l, w)) = l$ .

Given a labeled directed graph  $G = (V, L, E)$ , we define the *self-loop extension* of  $G$  to be the graph  $G^\circ = (V, L \cup \{'-\'}, E^\circ)$ , where

$$E^\circ \stackrel{\text{df}}{=} E \cup \{(i, '-', i) \mid i \in V\}.$$

Intuitively, the graph  $G^\circ$  is the graph  $G$  augmented with self-loop labeled with the gap symbol '-' to each vertex of  $G$ .

Given a sequence  $S \in \Sigma^*$ , we let  $\mathcal{G}(S) = (V_S, \Sigma, E_S)$  denote the labeled directed graph *induced by the sequence*  $S$ , where we construct the vertex set  $V_S$  and the edge set  $E_S$  as follows:

$$\begin{aligned} V_S &\stackrel{\text{df}}{=} \{\{v_0\}, \dots, \{v_{|S|}\}\}, \\ E_S &\stackrel{\text{df}}{=} \{(\{v_i\}, s[i], \{v_{i+1}\}) \mid 0 \leq i < |S|\}. \end{aligned}$$

Intuitively, the graph  $\mathcal{G}(S)$  consists of  $|S| + 1$  vertices  $\{v_0\}, \dots, \{v_{|S|}\}$ , and for each  $S[i]$  we introduce a directed edge from vertex  $\{v_i\}$  to vertex  $\{v_{i+1}\}$  and label it with  $s[i]$ . Note that we define the set  $V_S$  as a set of singleton sets for technical reason since we will later see that by this definition the process of collapsing “matched” vertices from multiple graphs into a single vertex will simply be set-theoretic union operation.

We next introduce the notion of *graph product* for labeled directed graphs. Given two labeled directed graphs  $G_1 = (V_1, L_1, E_1)$  and  $G_2 = (V_2, L_2, E_2)$ , we define the *graph product* of  $G_1$  and  $G_2$ , denoted as  $G_1 \otimes G_2$ , to be the labeled directed graph  $(V_1 \times V_2, L_1 \times L_2, E_{G_1 \otimes G_2})$ , where

$$E_{G_1 \otimes G_2} \stackrel{df}{=} \left\{ ((v_1, v_2), (l_1, l_2), (w_1, w_2)) \mid (v_1, l_1, w_1) \in E_1 \wedge (v_2, l_2, w_2) \in E_2 \right\}.$$

The graph product construction is interesting since dynamic algorithm for sequence alignment can be easily formulated in a graph product setting. For example, the well-known Needleman-Wunsch algorithm using graph product construction can be described as follows.

### Algorithm 1

**Input:** two sequence  $S_1, S_2 \in \Sigma^*$  and a scoring function  $sc : (\Sigma \cup \text{'-'}) \times (\Sigma \cup \text{'-'}) \rightarrow \mathbb{Z}$ .

**Output:** an optimal alignment of  $S_1$  and  $S_2$ .

1. From two sequences  $S_1$  and  $S_2$  we construct  $G_1 = (V_1, E_1)$  and  $G_2 = (V_2, E_2)$  to be the self-loop extensions of  $\mathcal{G}(S_1)$  and  $\mathcal{G}(S_2)$  respectively. We assume  $V_1 = \{vs_0, \dots, vs_{|S_1|}\}$  and  $V_2 = \{ws_0, \dots, ws_{|S_2|}\}$ .
2. Construct the graph product  $G = G_1 \otimes G_2$ .
3. Proceed as with the usual Needleman-Wunsch dynamic algorithm on the graph  $G$ , where
  - a possible move from one vertex  $a$  to another vertex  $b$  ( $a \neq b$ ) is explicitly specified by the labeled edge  $(a, l_{ab}, b)$  on  $G$ , and the score of the move is  $sc(l_{ab})$ .
  - record at each vertex  $(vs_i, ws_j)$  of  $G$  the score of the highest scoring path from the starting vertex  $(vs_0, ws_0)$  to  $(vs_i, ws_j)$ .
4. Starting from the vertex  $(vs_{|S_1|}, ws_{|S_2|})$  of  $G$ , reconstruct a highest scoring path  $P$  from  $(vs_0, ws_0)$  to  $(vs_{|S_1|}, ws_{|S_2|})$ . The listing of the edge labels in their order of occurrence on this path  $P$  specifies an optimal alignment of  $S_1$  and  $S_2$ .
5. **return** the path  $P := (vs_0, ws_0) \xrightarrow{e_1} \dots \xrightarrow{e_k} (vs_{|S_1|}, ws_{|S_2|})$ , where  $e_1, \dots, e_k$  are the consecutive edges on  $P$ .

From the first look, Algorithm 1 is nothing but the usual dynamic algorithm on the graph product (also called *edit-graph*) instead of a two dimensional matrix. However, a striking feature of Algorithm 1 is that it can be easily extended to align a pair of dags [13, 12]. I will discuss more about these kinds of extensions in the next sections.

## 3 Revisiting Progressive POA Algorithm

In this section, I will attempt to formalize our encoding of PO-MSA representation using g-WSG and the pairwise algorithm that align them. One ambiguity in the work of

Grasso et al. [6] is that they tried to align the dag structure of one PO-MSA to the dag structure of another PO-MSA without applying some sort of graph product construction. In fact, since their PO-MSA graph representation uses vertices to carry symbols from aligned sequences, it seems harder to apply the graph product construction from the previous section directly. We want to recall that the original work of POA can only align a PO-MSA to sequence [9], and the extension to pairwise PO-MSA alignment by Grasso et al. [6] seems to be quite ad-hoc. I speculate the reasons why the underlying theory for POA is not very well-developed as follows:

- Methods to align dag vs. dag was not well-understood in the time POA was proposed. (POA was originated in 1999 long before the work of Schwikowski and Vingron [13] is known.)
- Although near-optimal alignment like [13] does use the idea of dag alignment, near-optimal alignment and POA might seem to be unrelated methods.

I will next show that we can utilize our g-WSG representation and the graph product construction to make the POA method more precise and unified since there will be no need to distinguish the cases of “PO-MSA to sequence” alignment and “PO-MSA to PO-MSA” alignment. But before doing so, we will start with the simple case when we want to find a PO-MSA for a pair of sequences. This can be done using the following algorithm.

### Algorithm 2

**Input:** two sequence  $S_1, S_2 \in \Sigma^*$  and a scoring function  $sc : (\Sigma \cup \text{'-'}) \times (\Sigma \cup \text{'-'}) \rightarrow \mathbb{Z}$ .

**Output:** a graph representing the PO-MSA of  $S_1$  and  $S_2$ .

1. Proceed with Algorithm 1 to return a highest scoring path

$$P := (vs_0, ws_0) \xrightarrow{e_1} \dots \xrightarrow{e_k} (vs_m, ws_n)$$

on  $G = G_1 \otimes G_2$  which represents an optimal alignment of  $S_1$  and  $S_2$ . We assume that the set of vertices of  $G_1$  and the set of vertices of  $G_2$  are disjoint.

2. Initialize

$$V := \{vs_0 \cup ws_0\}$$

$$E := \emptyset$$

$$cur_1 := vs_0 \cup ws_0$$

$$cur_2 := vs_0 \cup ws_0$$

3. **for**  $i = 1, \dots, k$  **do**

Let  $((vs_i, ws_j), (a_1, a_2), (vs_k, ws_l)) := e_i$ .

- (a) **if**  $a_1 = a_2$  **then**

$$E := E \cup \{(cur_1, a_1, vs_k \cup ws_l), (cur_2, a_1, vs_k \cup ws_l)\}$$

$$V := V \cup \{vs_k \cup ws_l\}$$

$$cur_1 := vs_k \cup ws_l$$

$$cur_2 := vs_k \cup ws_l$$

- (b) **else if**  $a_1 = \text{'-'}$  **then**

$$E := E \cup \{(cur_2, a_2, ws_l)\}$$

$$V := V \cup \{ws_l\}$$

$$cur_2 := ws_l$$

- (c) **else if**  $a_2 = \text{'-'}$  **then**

$$\begin{aligned}
E &:= E \cup \{(cur_1, a_1, vs_k)\} \\
V &:= V \cup \{vs_k\} \\
cur_1 &:= vs_k \\
\text{(d) else} \\
E &:= E \cup \{(cur_1, a_1, vs_k), (cur_2, a_2, ws_l)\} \\
V &:= V \cup \{vs_k, ws_l\} \\
cur_1 &:= vs_k \\
cur_2 &:= ws_l \\
&\text{end if} \\
&\text{end for} \\
4. &\text{ return the graph } G_{PO} = (V, E).
\end{aligned}$$

Although a bit technical, the steps (2)-(3) are just a formal description of how we can construct a PO-MSA graph from a given linear profile produced by Algorithm 1. We also labeled the vertices using the vertices of  $\mathcal{G}(S_1)$  and  $\mathcal{G}(S_2)$ , and the vertex representing the collapsing of two vertices  $vs_k$  and  $ws_l$  from  $\mathcal{G}(S_1)$  and  $\mathcal{G}(S_2)$  will simply be the vertex  $vs_k \cup ws_l$  of the graph  $G_{PO}$ . I will clarify these points using a simple example.

*Example 1.* Assume  $S_1 = \text{ACGTA}$  and  $S_2 = \text{AAA}$ , then  $\mathcal{G}(S_1)$  is the following labeled graph:

$$\{v_1\} \xrightarrow{\text{A}} \{v_2\} \xrightarrow{\text{C}} \{v_3\} \xrightarrow{\text{G}} \{v_4\} \xrightarrow{\text{T}} \{v_5\} \xrightarrow{\text{A}} \{v_6\}$$

and  $\mathcal{G}(S_2)$  is the following labeled graph:

$$\{w_1\} \xrightarrow{\text{A}} \{w_2\} \xrightarrow{\text{A}} \{w_3\} \xrightarrow{\text{A}} \{w_4\}$$

Assume that scores for match, mismatch and gap are  $+3$ ,  $-1$  and  $1$  respectively. Then an optimal alignment of these two sequences will be represented by the following linear profile  $\begin{pmatrix} \text{ACGTA} \\ \text{AA--A} \end{pmatrix}$ . Hence, the PO-MSA graph  $G_{PO}$  returned by Algorithm 2 is the following labeled graph:

$$\begin{array}{c}
\{v_3\} \xrightarrow{\text{G}} \{v_4\} \\
\swarrow \text{C} \quad \searrow \text{T} \\
\{v_1, w_1\} \xrightarrow{\text{A}} \{v_2, w_2\} \xrightarrow{\text{A}} \{v_5, w_3\} \xrightarrow{\text{A}} \{v_6, w_4\}
\end{array}$$

In this graph, the vertex  $\{v_1, w_1\}$  represents the collapsing of vertices  $\{v_1\}$  and  $\{w_1\}$  from  $\mathcal{G}(S_1)$  and  $\mathcal{G}(S_2)$  respectively, the vertex  $\{v_2, w_2\}$  represents the collapsing of  $\{v_2\}$  and  $\{w_2\}$ , etc.  $\blacksquare$

Note that our graph representation of PO-MSA is different from that of [9, 8, 6] (as shown in Fig. 1) since in our treatment, the edges (not vertices) of the graph are labeled with the symbols of the alignment. Furthermore, in our definition every vertex of the PO-MSA graph is itself a set, which allows us to express the algorithm more precisely and compactly.

We can show the following properties of labeled graph representation of PO-MSA.

**Proposition 1.** *Let  $G_{PO} = (V, E)$  be a PO-MSA graph produced by Algorithm 2. Then*

1. *None of the edges in  $E$  is labeled with a gap symbol.*
2.  *$G_{PO}$  is acyclic.*

*Proof.* 1. steps 3(b) and 3(c) make sure that we never insert an edge labeled with a gap symbol ‘-’ into the set of edges  $E$ .

2. When producing PO-MSA graph representation of a path, the only difficult case when cycles can be introduced into the graph is the following situation. We want to reduce a linear profile of the form  $\begin{pmatrix} \text{T---G} \\ \text{TACAG} \end{pmatrix}$  into a POA graph, i.e., a sequence of gap symbols are inserted on the upper sequence to align with a sequence of non-gap symbols on the lower sequence. But in this case, Algorithm 2 will construct the following sequence of labeled edges

$$(x_1, \text{T}, x_2), (x_2, \text{A}, x_3), (x_3, \text{C}, x_4), (x_4, \text{A}, x_5), (x_1, \text{G}, x_6), (x_5, \text{G}, x_6)$$

(The last two edges are introduced by step 3(a) of Algorithm 2.) Hence, no cycle is introduced into the POA graph.  $\square$

Using this representation of PO-MSA, we can extend Algorithm 2 to align a pair of PO-MSAs, which can then be applied for POA progressive alignment. However, one might first wonder if the graph product of self-loop extensions of two dags will have any cycles other than self-loops. The following proposition will answer this question.

**Proposition 2.** *Let  $G_1 = (V_1, L_1, E_1)$  and  $G_2 = (V_2, L_2, E_2)$  be labeled directed acyclic graph. Let  $G_1^\circ = (V_1, L_1 \cup \{\text{‘-’}\}, E_1^\circ)$  and  $G_2^\circ = (V_2, L_2 \cup \{\text{‘-’}\}, E_2^\circ)$  be the self-loop extensions of  $G_1$  and  $G_2$  respectively. Then the only cycles of  $G_1 \otimes G_2$  are its self-loops.*

*Proof.* Suppose for a contradiction that we have a cycle of the form

$$(v_1, w_1) \rightarrow \dots \rightarrow (v_k, w_k) \rightarrow (v_1, w_1)$$

where  $(v_i, w_i) \neq (v_j, w_j)$  for all  $1 \leq i, j \leq k$  and  $k \geq 2$ . We then have three cases to consider:

- If  $v_i \neq v_j$  (or  $w_i \neq w_j$ ) for all  $1 \leq i, j \leq k$ , then we know that there is a cycle in the original graph  $G_1$  (or  $G_2$ ). (a contradiction)
- If  $v_1 = \dots = v_k$ , then we know that  $w_i \neq w_j$  for all  $1 \leq i, j \leq k$ , which implies that there is a cycle in the original graph  $G_2$ , which is absurd. The case  $w_1 = \dots = w_k$  can also be shown using a symmetric argument.
- If none of the above two cases happens, then we choose the least  $i$  such that  $v_i \neq v_1$  on the path. If  $v_i = v_k$ , then we know that  $v_1 \rightarrow v_i \rightarrow v_1$  is a cycle on  $G_1$ , which is absurd. Otherwise, there must be some multiple occurrences of some vertices on the path from  $v_i \rightarrow \dots \rightarrow v_k \rightarrow v_1$ , but in that case either these multiple vertex occurrences is a witness that there is a cycle on  $G_1$  or we can simply “cut” these cycles to produce a path from  $v_i$  to  $v_1$ . In any case, we will have a cycle on  $G_1$ , which is absurd.

□

To formalize the pairwise PO-MSA alignment algorithm, I am particularly interested in what I call *generalized weighted sequence graph* (g-WSG). Recall a WSG is a labeled directed acyclic graph  $(V, L, E)$  with a single source vertex  $s$  and a single sink vertex  $t$  such that every vertex  $v \in V$  is on a path from  $s$  to  $t$  and every edge  $e \in E$  is assigned with an integer weight  $w(e)$ . The notion of g-WSG is a generalization of WSG as follows. A g-WSG is a labeled directed acyclic graph  $G = (V, L, E)$  with a designated set of source vertices  $\mathcal{S}(G)$  and a designated set of target vertices  $\mathcal{T}(G)$  such that  $\mathcal{S}(G) \cap \mathcal{T}(G) = \emptyset$  and every vertex  $v \in V$  is on a path from  $s \in \mathcal{S}(G)$  to  $t \in \mathcal{T}(G)$ , and every edge  $e \in E$  is assigned with an integer weight  $w(e)$ .

Intuitively, each g-WSGs  $G$  is a succinct representation of all the paths starting from a vertex in  $\mathcal{S}(G)$  and ending at a vertex in  $\mathcal{T}(G)$ . For convenience, we let  $\mathcal{P}(G)$  denote the set of all such paths. The weights of the edges are not used in this section, but will play an important role for near-optimal alignment in the following section.

For two g-WSGs  $G_1$  and  $G_2$ , we define an *optimal path alignment* of  $G_1$  and  $G_2$  to be an alignment of a path in  $\mathcal{P}(G_1)$  to a path in  $\mathcal{P}(G_2)$ , which yields the highest score among all the alignments of a path in  $\mathcal{P}(G_1)$  and a path in  $\mathcal{P}(G_2)$ . We next extend Algorithm 1 to find an optimal path alignment for a pair of g-WSGs.

### Algorithm 3

**Input:** two g-WSGs  $G_1 = (V_1, \Sigma, E_1)$  and  $G_2 = (V_2, \Sigma, E_2)$  such that  $V_1 \cap V_2 = \emptyset$  and a scoring function  $sc : (\Sigma \cup \{ \_ \}) \times (\Sigma \cup \{ \_ \}) \rightarrow \mathbb{Z}$ .

**Output:** an optimal path alignment of  $G_1$  and  $G_2$ .

1. Construct the graph product  $G = G_1^{\odot} \otimes G_2^{\odot}$ .
2. Proceed similarly to Algorithm 1 on the graph  $G$ , where using dynamic algorithm we record for each vertex  $(v, w)$  of  $G$  the score of the highest scoring path from  $(s_1, s_2)$  to  $(v, w)$ , where  $(s_1, s_2) \in \mathcal{S}(G_1) \times \mathcal{S}(G_2)$ .
3. Search for a vertex  $(t_1, t_2) \in \mathcal{T}(G_1) \times \mathcal{T}(G_2)$  of  $G$  with the highest score and reconstruct a highest scoring path  $P$  from  $(s_1, s_2)$  to  $(t_1, t_2)$  for any vertex  $(s_1, s_2) \in \mathcal{S}(G_1) \times \mathcal{S}(G_2)$ .
4. **return** the path  $P$ .

Note that what Algorithm 3 returns is only an optimal path alignment of  $G_1$  and  $G_2$ . However, we want to be able to merge the graphs  $G_1$  and  $G_2$  together to produce a graph  $G_3$  representing the POA of  $G_1$  and  $G_2$  in the following sense. We first start with  $G_3 = G_1 \cup G_2$ . Then for any two vertices  $vs$  and  $ws$  from the original graphs  $G_1$  and  $G_2$  respectively, if the set  $\{vs, ws\}$  is on the optimal alignment path of  $G_1$  and  $G_2$ , then vertices  $vs$  and  $ws$  of  $G_3$  should be collapsed into a single vertex  $vs \cup ws$  on the POA graph representation of  $G_1$  and  $G_2$ . This can be done using the following algorithm, which is the generalization of Algorithm 2 to g-WSG alignment.

### Algorithm 4

**Input:** two g-WSGs  $G_1 = (V_1, \Sigma, E_1)$  and  $G_2 = (V_2, \Sigma, E_2)$  such that  $V_1 \cap V_2 = \emptyset$  and a scoring function  $sc : (\Sigma \cup \{ \_ \}) \times (\Sigma \cup \{ \_ \}) \rightarrow \mathbb{Z}$ .

**Output:** a graph representing the PO-MSA of  $G_1$  and  $G_2$ .

1. Proceed with Algorithm 3 to return a highest scoring path

$$P := (vs_0, ws_0) \xrightarrow{e_1} \dots \xrightarrow{e_k} (vs_m, ws_n)$$

on  $G = G_1 \otimes G_2$  which represents an optimal path alignment of  $G_1$  and  $G_2$ . We assume that the set of vertices of  $G_1$  and the set of vertices of  $G_2$  are disjoint.

2. Initialize  $V := \{\{vs_0, ws_0\}\}$ .
3. **for**  $i = 1, \dots, k$  **do**  
     Let  $((vs_i, ws_j), (a_1, a_2), (vs_k, ws_l)) := e_i$ .  
     **if**  $a_1 = a_2$  **then**  
          $V := V \cup \{\{vs_k, ws_l\}\}$   
     **end if**  
**end for**
4. We then merge these two graphs  $G_1$  and  $G_2$  using  $V$  as a reference to produce a graph  $G_3 = (V_3, E_3)$ . This can be done as follows:
  - (a) Construct the mapping  $F$  in the following steps:  
 $F := \{(x, (\bigcup vx)) \mid x \in (\bigcup V) \wedge vx \in V \wedge x \in vx\}$   
 $F := F \cup \{(x, x) \mid x \in (V_1 \cup V_2) \setminus (\bigcup V)\}$
  - (b)  $V_3 := \{F(x) \mid x \in V_1 \cup V_2\}$
  - (c)  $E_3 := \{(F(x), F(y)) \mid (x, y) \in E_1 \cup E_2\}$
5. **return** the graph  $G_3 = (V_3, E_3)$ .

It is interesting to observe that although Algorithm 4 generalizes Algorithm 2, it appears to be more concise. However, it requires a more sophisticated use of set-theoretic operations in steps 4(a)–(c). Another observation which helps us to simplify the algorithms is that we only need to keep track of the pairs of vertices from  $G_1$  and  $G_2$  that will be collapsed into single vertices in the graph  $G_3$ . To build this set of vertex pairs, we only need the steps (2) and (3) of the algorithm. The time complexity of Algorithm 2 is  $O(|E_1| \cdot |E_2|)$ , since the dominant step of the algorithm is step (1).

This vertex representation we have been used in this section is also useful to recover the weight of the edges. For example, since the edge  $(\{v_1, w_1\}, A, \{v_2, w_2\})$  from Example 1 is really composed of an edge from  $\mathcal{G}(S_1)$  and an edge from  $\mathcal{G}(S_2)$ , the weight of it should be 2, which is exactly the cardinality of the set  $\{v_1, w_1\}$  or  $\{v_2, w_2\}$ . In general, we can always define the weight of an edge  $e = (vs, l, ws)$  as  $w(e) \stackrel{df}{=} \min(|vs|, |ws|)$ .

## 4 Combining POA and Near-Optimal Alignment

Having the framework we developed in the previous section, it is not difficult to combine POA and near-optimal alignment. But first we have to generalize the algorithm for WSG near-optimal alignment from [13, 12] to the case of g-WSGs.

### Algorithm 5

**Input:** two g-WSGs  $G_1 = (V_1, L, E_1)$  and  $G_2 = (V_2, L, E_2)$ , a radius value  $\epsilon \geq 0$ , and a scoring function  $sc : L \times L \rightarrow \mathbb{Z}$ .

**Output:** the g-WSG representing all the  $\epsilon$ -near optimal alignments of the  $G_1$  and  $G_2$ .

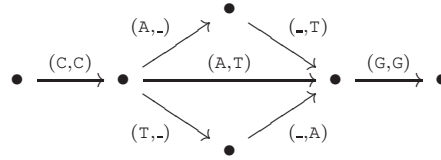
1. Construct the graph product  $G = G_1^\circ \otimes G_2^\circ$ .

2. For every edge  $e$  on  $G$ , we assign to  $w(e)$  the score of highest scoring path from a vertex in  $\mathcal{S}(G)$  to a vertex in  $\mathcal{T}(G)$ . To achieve this goal, we do the following steps:
  - (a) Apply Algorithm 3 to compute for every vertex  $w$  of  $G$  the value  $\text{score}^+(w)$ , the score of the highest scoring paths from any vertex  $s \in \mathcal{S}(G)$  to  $w$ .
  - (b) Apply Algorithm 3 using the edges of  $G$  reversed to compute for every vertex  $w$  of  $G$  the value  $\text{score}^-(w)$ , the score of the highest scoring paths from any vertex  $t \in \mathcal{T}(G)$  to  $w$ .
  - (c) For every edge  $e$  from vertex  $u$  to vertex  $v$  on  $G$ , we set

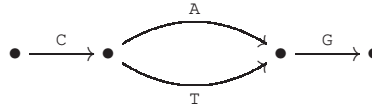
$$w(e) := \text{score}^+(u) + \text{sc}(\text{label}(e)) + \text{score}^-(v).$$

3. We build a g-WSG  $G'$  from  $G$  by discarding all the edges  $e$  such that  $w(e) < \text{opt} - \epsilon$ , where  $\text{opt}$  denotes the score of a highest scoring path produced by Algorithm 3.
4. **return** the g-WSG  $G'$ .

After building the g-WSG representing all the  $\epsilon$ -near optimal alignments of  $G_1$  and  $G_2$ . The idea is that we still have too many branches in this g-WSG. We want to reduce the number of divergent branches using the POA style representation. For example, the following segment of  $\epsilon$ -near optimal alignments from Fig. 3.



can be more suitable represented by the PO-MSA format as follows:



This can be done using the following algorithm.

#### Algorithm 6

**Input:** two g-WSGs  $G_1 = (V_1, L, E_1)$  and  $G_2 = (V_2, L, E_2)$ , a radius value  $\epsilon \geq 0$ , and a scoring function  $\text{sc} : L \times L \rightarrow \mathbb{Z}$ .

**Output:** a g-WSG representing all the  $\epsilon$ -near optimal POA of the  $G_1$  and  $G_2$ .

1. Apply Algorithm 5 to produce a g-WSG  $G'$  representing all the  $\epsilon$ -near optimal alignments of the  $G_1$  and  $G_2$ .
2. Use the technique similar to Algorithm 2 on the branches of  $G'$  to produce the POA representation of them and gap symbols are eliminated. The result of this step is a g-WSG  $G_3$ .
3. Using the method similar to Algorithm 4 to merge the common POA branches of the g-WSG  $G_3$  from divergent areas to build a new g-WSG  $G_4$ . However, we need to take special care to merge only the common branches that starts from the same collapsed vertex and ends at the same collapsed vertex. A possible way to do this is whenever we insert a new branch with such property into  $G_4$ , we search  $G_4$  to make sure that this branch is not already in  $G_4$ .



## 5 Conclusion

Limitation of POA is what I will call the “once a match, always a match” principle since convergent regions once decided can never be changed. This is precisely the reason why Edgar and Batzoglou argued that POA works well only for protein families with well-conserved core blocks surrounded by variable regions [3]. I believe near-optimal alignment complements POA nicely, since it introduces more flexibility into the convergent regions.

The contribution of this paper can be summarized as follows. Firstly, I showed that POA can be efficiently encoded using the g-WSG structure. This allows us to formalize the POA method more precisely and concisely. In my knowledge, this work is the first which formally shows the connection between POA and near-optimal alignment. Secondly, I proposed a possible way to combine POA and progressive near-optimal alignment by using the POA technique to encode the divergent regions of near-optimal alignment. This allows us to factorize the common parts between different branches in the structure of near-optimal alignment.

This paper is only a starting point for this direction since a lot of work remains to be done. One difficult issue we have not explored in this paper is how to generate a consensus sequence from the resulted g-WSG from Algorithm 6. In other words, how can we interpret the results encoded in the g-WSG structure efficiently? I believe this can be done by extending the algorithm of Lee [8]. Another problem that I feel unsatisfied with POA approach is that sometimes the PO-MSA representation allows too much of freedom. For example, by looking at two different branches of the divergent regions, we can not tell if they can be aligned in a “mismatch” ways or if gap symbols should be inserted. This distinction really depends on how the scoring function is defined. I believe more sophisticated order structure with the ability to express stronger constraints between different divergent branches will be desirable. For this purpose, it would seem fruitful to study more specific classes of partial orders, e.g., weak orders, interval orders, etc. (cf. [5]), or even more complex relational structures used in modelling communication of concurrent processes (see for example [7]).

## References

1. M. Brudno. Private Communication. 2009 (University of Toronto).
2. T. Byers and M.S. Waterman. Determining all optimal and nearoptimal solutions when solving shortest path problems by dynamic programming. *Operations Research* 32(6): 1381-1384, 1984.
3. R. Edgar, S. Batzoglou. Multiple sequence alignment. *Current Opinion in Structural Biology* 16: 368-373, 2006.
4. D. Feng, R. Doolittle. Progressive sequence alignment as a prerequisite to correct phylogenetic trees. *J Mol Evol* 25: 351-360, 1987.
5. P. C. Fishburn. *Interval Orders and Interval Graphs*. J. Wiley 1985, New York.
6. C. Grasso, C. Lee. Combining partial order alignment and progressive multiple sequence alignment increases alignment speed and scalability to very large alignment problems. *Bioinformatics* 20(10): 1546-1556, 2004.
7. R. Janicki. Relational Structures Model of Concurrency. *Acta Informatica*, 45(4): 279-320, 2008.

8. C. Lee. Generating Consensus Sequences from Partial Order Multiple Sequence Alignment Graphs. *Bioinformatics* 19(8): 999-1008, 2003.
9. C. Lee, C. Grasso, M. F. Sharlow. Multiple sequence alignment using partial order graphs. *Bioinformatics* 18(3): 452-464, 2002.
10. D. Naor and D. Brutlag. On suboptimal alignments of biological sequences. Proceedings of the 4th Symposium on Combinatorial Pattern Matching, pp. 179–196, Springer-Verlag LNCS 684, 1993.
11. S. Needleman, C. Wunsch. A general method applicable to the search for similarities in the amino acid sequence of two proteins. *Journal of Molecular Biology* 48 (3): 443-53, 1970.
12. V. Yanovsky, S. Rumble, M. Brudno. Read Mapping Algorithms for Single Molecule Sequencing Data. WABI: 38-49. 2008.
13. B. Schwikowski, M. Vingron. Weighted sequence graphs: boosting iterated dynamic programming using locally suboptimal solutions. *Discrete Applied Mathematics* 127(1): 95-117, 2003.
14. H. Sun, H. Ferhatosmanoglu, M. Ota, Y. Wang. An enhanced partial order curve comparison algorithm and its application to analyzing protein folding trajectories. *BMC Bioinformatics* 2008; 9: 344.
15. M.S. Waterman and T.H. Byers. A dynamic programming algorithm to find all solutions in the neighborhood of the optimum. *Mathematical Biosciences* 77: 179-188, 1985.
16. M.S. Waterman. Sequence alignments in the neighborhood of the optimum with general application to dynamic programming. *Proc. Natl. Acad. Sci. USA* 80: 3123-3124, 1983.
17. Y. Ye, A. Godzik. Multiple flexible structure alignment using partial order graphs. *Bioinformatics* 21(10): 2362-2369, 2005.