

Time Eigenvalues For The One-dimensional Infinite Square Well

David M. Rosenbaum

Discrete time eigenvalues exist for the one-dimensional infinite square well. This paper finds the values and describes the associated eigenfunctions in detail.

INTRODUCTION

This paper, and ultimately all quantum mechanics, is based on the three dimensional commutation relation

$$[p, q] = -i\hbar. \quad (1)$$

The fourth component of the commutation relation would naturally be

$$[H, T] = -i\hbar, \quad (2)$$

where H is the Hamiltonian and T is a Hermitian time operator.

As Pauli¹ pointed out in the 1920s, no such time operator can exist in Hilbert space unless H has a continuum of eigenvalues from $-\infty$ to $+\infty$.

However, for a long time, quantum mechanics has not really been done in Hilbert Space. For example, e^{ikx} , $|x|$ and $\delta(x)$ do not exist in L_2 .

In 1969 I published a paper² in which physical states are represented by continuous linear functionals on a space of good functions³, rather than by functions in a Hilbert space. Since L_2 is isomorphic to a subset of Super Hilbert space, everything that can be done in L_2 can be done in Super Hilbert space. In addition, lots of other things exist in Super Hilbert space, such as delta-functionals and time operators.

This paper is about the one-dimensional infinite square well, so the calculations are in one dimension. The extensions to two and three dimensions are straightforward.

¹ W. Pauli, Handbuch der Physik, Vol. 24/1, page 143

² David M. Rosenbaum, Super Hilbert Space and the Quantum-Mechanical Time Operators, J. Math. Phys. 1127 (1969)

³ Good functions are functions which are everywhere differentiable any number of times and such that they and their derivatives fall off at infinity faster than the inverse of any polynomial.

MOMENTUM REPRESENTATIONS

No representations of operators were used in reference (2), so it is important to show that the results in this paper are independent of the representation chosen.

The representation of p is restricted only by (1), so let

$$p \rightarrow -i\hbar \frac{d}{dx} + f(x) , \quad (3)$$

where the arrow stands for “be represented by” and $f(x)$ is any real function with a first derivative and an indefinite integral.

Energy

With this representation of p , the energy eigenvalue equation for a potential $V(x)$ is:

$$\frac{d^2\psi}{dx^2} + i\left(\frac{2}{\hbar}\right) f(x) \frac{d\psi}{dx} + \frac{1}{\hbar^2} \left[i\hbar \frac{df}{dx} - f^2(x) - 2mV(x) + 2mE \right] \psi(x) = 0 \quad . \quad (4)$$

Let

$$\psi(x) = e^{\frac{-i}{\hbar} \int f(x) dx} \Phi(x) \quad (5)$$

Then $\Phi(x)$ satisfies

$$\frac{d^2\Phi}{dx^2} + \left(\frac{2m(E - V(x))}{\hbar^2} \right) \Phi(x) = 0 \quad , \quad (6)$$

which is the standard energy eigenvalue equation for a potential $V(x)$. Thus, the use of the general representation (3) changes neither the energy eigenvalues nor the probability density. It just adds a phase change to the wave function.

Time

As given in reference (2), the symmetrical free particle time operator is:

$$\frac{m}{2} \left(\frac{1}{p} q + q \frac{1}{p} \right). \quad (7)$$

The eigenvalue equation for time is then:

$$\frac{m}{2} \left(\frac{1}{p} q + q \frac{1}{p} \right) = \tau, \quad (8)$$

where τ is a number. For $\tau \neq 0$, we get

$$p^2 - \left(\frac{m}{\tau} \right) qp + i \left(\frac{\hbar m}{2\tau} \right) = 0. \quad (9)$$

Using (3), this is

$$\frac{d^2 \psi}{dx^2} + i \left[\frac{2}{\hbar} f(x) - \frac{m}{\hbar \tau} x \right] \frac{d\psi}{dx} + \left[\frac{i}{\hbar} \frac{df}{dx} + \frac{m}{\hbar^2 \tau} x f(x) - \frac{1}{\hbar^2} f^2(x) - \frac{im}{2\hbar \tau} \right] \psi(x) = 0 \quad (10)$$

Let

$$\psi(x) = e^{i \left(\frac{m}{4\hbar \tau} x^2 - \frac{1}{\hbar} \int f(x) dx \right)} \Theta(x). \quad (11)$$

Define

$$\alpha \equiv \frac{m}{\hbar \tau}; \quad y \equiv \sqrt{\alpha} x. \quad (12)$$

Then y is dimensionless and

$$\psi(y) = e^{i \left(\frac{y^2}{4} - \frac{1}{\hbar \sqrt{\alpha}} \int f(y) dy \right)} \Theta(y), \quad (13)$$

where $\Theta(y)$ satisfies

$$\frac{d^2 \Theta}{dy^2} + \frac{y^2}{4} \Theta(y) = 0. \quad (14)$$

Just as for energy, the use of the general representation (3) changes neither the time eigenvalues nor the probability density. It only adds a phase change to the wave function.

The infinite, one-dimensional square well

The solution to (14) is a parabolic cylinder function, but it will be more useful to solve it directly.

The square well runs from 0 to L. Since the walls are infinitely high, any wave function must be 0 at the walls. For $\Theta(0) = 0$, the solution to (14) is:

$$\Theta(y) = a_1 y + \sum_{j=1}^{\infty} a_{4j+4} y^{4j+4} \tag{15}$$

where

$$a_{4j+4} = \frac{(-1)^j a_1}{4^j (4 \cdot 5)(8 \cdot 9) \cdots (4j) \cdot (4j + 1)} = \frac{(-1)^j a_1}{4^{2j} \cdot j! \cdot 5 \cdot 9 \cdot 13 \cdots (4j + 1)} \tag{16}$$

and a_1 is an arbitrary constant. The infinite series for $\Theta(y)$ converges for all y.

Zeros

The zeros of $\Theta(y)$ are not evenly spaced. [relative error = (value - predicted value)/value.]
The nth predicted value is given by:

$$\sqrt{4(n - 1)\pi - \pi^{\frac{1}{2}}}, \tag{17}$$

where n is the zero number, except for the first predicted value which is 0 because that is a boundary condition on $\Theta(y)$. Here are the first 60 zeros:

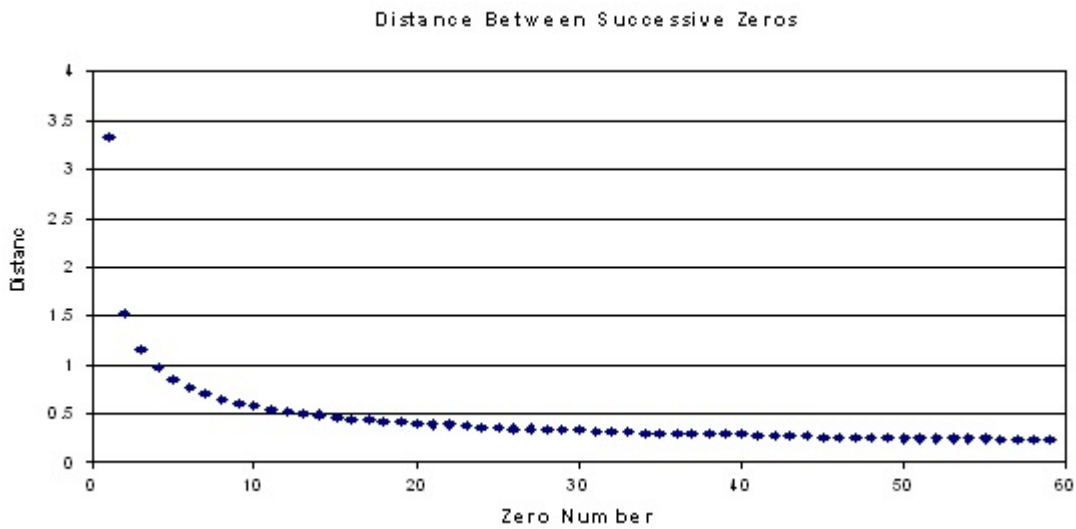
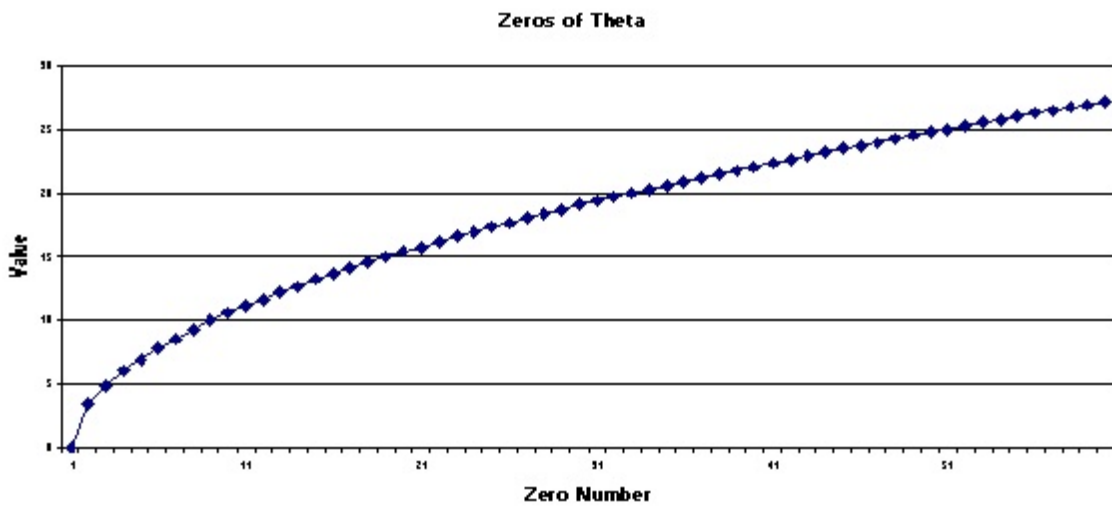
Zero Number (n)	Zero Position	Difference in Zero Positions	Predicted Zero Positions	Zero Position - Predicted Position	Relative Error
1	0	3.3352	0	0	0
2	3.3352	1.52531	3.335678509	-0.000478509	-0.000143472
3	4.86051	1.1536	4.867558087	-0.007048087	-0.001450072
4	6.01411	0.96625	6.021585534	-0.007475534	-0.001242999
5	6.98036	0.84814	6.98755057	-0.00719057	-0.001030114
6	7.8285		7.835319622	-0.006819622	-0.000871128

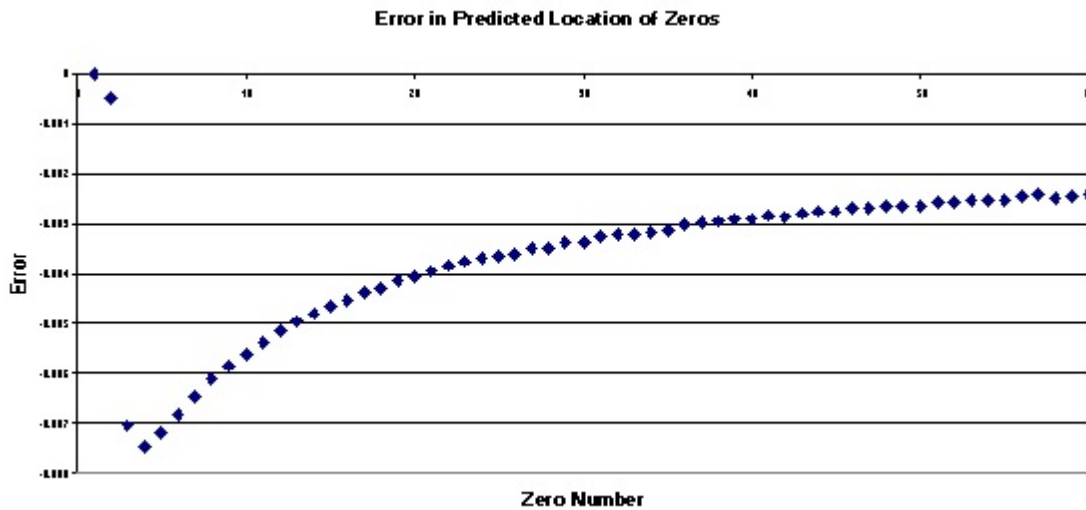
		0.76497			
7	8.59347		8.599918848	-0.006448848	-0.000750436
		0.70229			
8	9.29576		9.301880176	-0.006120176	-0.000658384
		0.65287			
9	9.94863		9.954463593	-0.005833593	-0.000586371
		0.61257			
10	10.5612		10.56682147	-0.005621473	-0.000532276
		0.579			
11	11.1402		11.14558597	-0.005385971	-0.000483472
		0.5504			
12	11.6906		11.69574526	-0.005145263	-0.00044012
		0.5256			
13	12.2162		12.22116311	-0.004963115	-0.000406273
		0.5039			
14	12.7201		12.72490466	-0.004804655	-0.000377722
		0.4847			
15	13.2048		13.20944999	-0.004649993	-0.000352144
		0.4675			
16	13.6723		13.67683954	-0.004539537	-0.000332024
		0.4521			
17	14.1244		14.12877597	-0.004375967	-0.000309816
		0.438			
18	14.5624		14.56669767	-0.004297668	-0.000295121
		0.4253			
19	14.9877		14.99183283	-0.004132829	-0.000275748
		0.4135			
20	15.4012		15.40524009	-0.004040088	-0.000262323
		0.4027			
21	15.8039		15.8078396	-0.003939599	-0.00024928
		0.3927			
22	16.1966		16.20043714	-0.003837136	-0.00023691
		0.3834			
23	16.58		16.58374306	-0.003743064	-0.000225758
		0.3747			
24	16.9547		16.95838744	-0.003687442	-0.000217488
		0.3666			
25	17.3213		17.32493219	-0.003632186	-0.000209695
		0.359			
26	17.6803		17.68388096	-0.003580962	-0.00020254
		0.3519			
27	18.0322		18.0356873	-0.003487303	-0.000193393
		0.3451			
28	18.3773		18.38076133	-0.003461331	-0.000188348
		0.3388			
29	18.7161		18.71947536	-0.003375359	-0.000180345
		0.3327			
30	19.0488		19.0521686	-0.003368599	-0.00017684
		0.3271			

31	19.3759		19.37915114	-0.003251141	-0.000167793
		0.3216			
32	19.6975		19.70070734	-0.003207336	-0.00016283
		0.3164			
33	20.0139		20.01709869	-0.003198695	-0.000159824
		0.3115			
34	20.3254		20.32856637	-0.003166373	-0.000155784
		0.3068			
35	20.6322		20.63533332	-0.003133324	-0.000151866
		0.3024			
36	20.9346		20.93760617	-0.003006167	-0.000143598
		0.298			
37	21.2326		21.23557681	-0.002976814	-0.0001402
		0.2939			
38	21.5265		21.52942389	-0.002923895	-0.000135828
		0.2899			
39	21.8164		21.81931401	-0.00291401	-0.00013357
		0.2861			
40	22.1025		22.10540283	-0.002902834	-0.000131335
		0.2825			
41	22.385		22.3878361	-0.002836096	-0.000126696
		0.2789			
42	22.6639		22.66675044	-0.002850444	-0.00012577
		0.2756			
43	22.9395		22.94227422	-0.002774218	-0.000120936
		0.2723			
44	23.2118		23.21452814	-0.002728143	-0.000117533
		0.2691			
45	23.4809		23.48362595	-0.002725945	-0.000116092
		0.2661			
46	23.747		23.74967491	-0.002674906	-0.000112642
		0.2631			
47	24.0101		24.01277637	-0.002676365	-0.000111468
		0.2603			
48	24.2704		24.27302617	-0.002626169	-0.000108205
		0.2575			
49	24.5279		24.53051508	-0.002615078	-0.000106616
		0.2548			
50	24.7827		24.78532914	-0.002629141	-0.000106088
		0.2523			
51	25.035		25.03755002	-0.002550024	-0.000101858
		0.2497			
52	25.2847		25.28725532	-0.002555324	-0.000101062
		0.2473			
53	25.532		25.53451884	-0.002518841	-9.86543E-05
		0.2449			
54	25.7769		25.77941084	-0.002510836	-9.74064E-05
		0.2426			
55	26.0195		26.02199826	-0.002498265	-9.60151E-05

		0.2404			
56	26.2599		26.26234499	-0.002444988	-9.31073E-05
		0.2382			
57	26.4981		26.50051197	-0.002411974	-9.10244E-05
		0.236			
58	26.7341		26.73655747	-0.002457473	-9.19228E-05
		0.234			
59	26.9681		26.97053719	-0.002437187	-9.03729E-05
		0.232			
60	27.2001		27.20250442	-0.002404421	-8.83975E-05

The zeros draw steadily closer together and the error in the predictions fall steadily. This is illustrated by the following figures:





The Θ Function

The maxima and minima of $\Theta(y)$ approach zero from the top and bottom as y goes to infinity. We have already discussed the position of the zeros of $\Theta(y)$ which, as $n \rightarrow \infty$, seem to approach

$$\sqrt{4(n-1)\pi - \pi^{\frac{1}{2}}} \quad (17)$$

The maxima and minima of Θ have an even simpler pattern as illustrated by the following data. Predicted maximum and minimum values are given by:

$$\Theta(y) = \pm \frac{2}{\sqrt{y}}. \quad (18)$$

Minima				Maxima			
y	Value	Predicted	Error	y	Value	Predicted	Error
4.13959	-0.9791	-0.983	0.003924	2.05768	1.3356	1.394251	-0.05865
6.5079	-0.78345	-0.78399	0.000539	5.45544	0.855098	0.856279	-0.00118
8.21628	-0.69755	-0.69774	0.00019	7.41164	0.734335	0.734637	-0.0003
9.62549	-0.64455	-0.64464	9.4E-05	8.94871	0.668445	0.668574	-0.00013
10.853	-0.60704	-0.60709	5.58E-05	10.2577	0.624391	0.624461	-7E-05
11.9551	-0.57840	-0.57843	3.54E-05	11.4174	0.591854	0.591897	-4.3E-05
12.9638	-0.55545	-0.55547	2.51E-05	12.4697	0.566344	0.566372	-2.8E-05

Time Eigenvalues

The time wave function must be zero at $x=L$. Thus $\Theta(L)=0$. Let z_n be the dimensionless position of the n th zero of Θ .

Then, from (12), at the wall at $x = L$:

$$z_n = \sqrt{\alpha_n} L, \quad (19)$$

which gives the eigenvalues of time as

$$\tau_n = \frac{mL^2}{\hbar z_n^2}. \quad (20)$$

For almost all z_n , the approximation in (17) is very good and we have, approximately,

$$\tau_n \approx \frac{mL^2}{\hbar \left[4(n-1)\pi - \pi \frac{1}{n} \right]}. \quad (21)$$

The number of physical significance is the difference in time eigenvalues. The difference between the n th and the $(n+k)$ th eigenvalues is:

$$\tau_n - \tau_{n+k} = \frac{mL^2}{\hbar} \left(\frac{z_{n+k}^2 - z_n^2}{z_n^2 z_{n+k}^2} \right), \quad (22)$$

with the very good approximation

$$\tau_n - \tau_{n+k} = \frac{mL^2}{\hbar} \left[\frac{4\pi k}{\left(4(n-1)\pi - \pi \frac{1}{n} \right) \left(4(n-1+k)\pi - \pi \frac{1}{n+k} \right)} \right]. \quad (23)$$

The Uncertainty Principle

Although the lowest non-zero eigenvalues of energy and time for the infinite square well are not the same as the uncertainties, ΔE and Δt , we would expect that the product of the lowest eigenvalues would be on the order of \hbar . Thus

$$\left[\frac{\hbar^2 \pi^2}{2mL^2} \right] \left[\frac{mL^2}{\hbar z_2^2} \right] = \frac{\hbar \pi^2}{2z_2^2} = 0.443635188 \hbar. \quad (24)$$