

# Algorithmic Technique for Decomposing Unitary Operations in NMR Quantum Computation

Ashok Ajoy,<sup>1,2,\*</sup> Jharna Rani Samal,<sup>2</sup> and Anil Kumar<sup>2</sup>

<sup>1</sup>*Birla Institute of Technology and Science - Pilani, Zuarinagar, Goa - 403726, India.*

<sup>2</sup>*NMR Research Centre, Indian Institute of Science, Bangalore - 560012, India.*

(Dated: September 1, 2022)

We present an algorithmic technique for decomposing unitary operations in NMR quantum computation. Possible applications in simulating Hamiltonians in NMR; and obtaining pulse sequences in constrained systems – like the Ising spin chain with nearest neighbour interactions are suggested. NMR pulse sequences for several  $N$ -bit quantum gates: the Toffoli, Fredkin,  $\Lambda_2$ , Fanout, Parity, and SWAP gates are developed. Pulse sequences for the Toffoli, Fredkin and  $\Lambda_2$  gates scale exponentially with the number of qubits. Pulse sequences for Fanout, Parity, and SWAP gates scale polynomially and these gates can be implemented efficiently on Ising spin chains.

PACS numbers:

## I. INTRODUCTION

Any computational process—classical or quantum—requires a certain amount of time and space, which is determined by the inherent properties of the system used for the process. Quantum computation has been shown to provide an exponential advantage, spatial and temporal, over classical systems for certain computational tasks [1, 2, 3, 4, 5]. A quantum computation task – an algorithm – is implemented by encoding it in the temporal evolution of a quantum system: it consists of preparing an initial state (the input), which is then evolved through a complex controlled sequence of unitary operations (the program); and the process ends with a measurement (the readout) [6]. A *scalable* quantum computer is a quantum system which can perform in principle any computational task of an exponential size without incurring exponential expense in the form of some spatial resource (resource other than time). Since the problem size corresponds to the dimension of system’s Hilbert space, the prerequisite for the physical system to be scalable is that its Hilbert space be equivalent to the Hilbert space of qubits required by the quantum computer [7]; this ensures that the amount of spatial resource required so that an  $N$ -qubit system can access its exponential Hilbert-space dimensions scales *polynomially* with the problem size [8]. A  $N$ -qubit quantum system is sufficiently scalable only if it further allows *efficient* implementation of the computational process itself—*i.e.*, the initialization, control of unitary dynamics, error corrections, and measurements. Temporal scalability results when the the unitary dynamics is efficiently implemented, this ensures that time required to execute the algorithm scales polynomially with the problem size. However, unlike spatial scalability, temporal scalability intrinsically depends on the structure of the  $N$ -qubit Hilbert space.

To further elaborate, the Hilbert space of a  $N$ -qubit quantum computer is of dimension  $2^N$ , therefore an arbitrary unitary operation  $U$  acting on this space is a  $2^N \times 2^N$  matrix (a  $N$ -qubit gate) with  $4^N$  degrees of freedom. Such a unitary operation  $U$  is implemented by *decomposing* it in terms of a sequence of smaller building blocks  $U_i$  that are efficiently implementable experimentally[9, 10]:

$$U = U_1 U_2 \cdots U_{m-1} U_m, \quad (1)$$

where  $m$  is known as the *depth* of the decomposition. Since each gate  $U_j$  requires a finite amount of time for its implementation, therefore if  $m$  scales polynomially with the problem size, then the implementation of  $U$  is temporally efficient. Moreover, if all the unitary operations required in an algorithm can be decomposed efficiently, then the algorithm itself is temporally efficient. Temporal scalability is further demanded by the finite decoherence time of any quantum system.

In this paper, we approach the problem of finding  $U_1, U_2, \dots, U_m$  given  $U$  in Eqn (1) – the “decomposition problem” – in an *algorithmic* fashion. The Kitaev-Solvay theorem [11] guarantees that any complete set of basis operators  $U_i$  can used to decompose any  $U$  to an arbitrary precision; however, not every such basis will lead to an *efficient* decomposition. To ensure temporal efficiency, we shall use operators  $U_i$  that are *time-optimal*. Nuclear Magnetic Resonance (NMR), with its exponentially scaling Hilbert space of qubits (frequency-resolved spins), and the ability to construct time-optimal pulse sequences (the program), provides an ideal physical platform for quantum computation; and we shall choose it for the implementation of  $U_1, U_2, \dots, U_m$ .

The key results of this paper are as follows. In Section III, we show that the product-operator basis in NMR affords a simple diagrammatic representation, whereby different product-operators are shown to access different parts of the matrix  $U$ . The contributions (coefficients) of different product-operators in  $U$  can be determined by solving a system of linear equations. Section III C

---

\*Electronic address: ashok.ajoy@gmail.com

describes product rules that these operators satisfy. An algorithmic approach to solving the decomposition problem is presented in Section IV. It is shown that it is possible to form a non-abelian group  $G$  containing those operators that have a non-zero coefficient in  $U$ . The blocks  $U_1, U_2, \dots, U_m$  that form  $U$  then necessarily lie inside  $G$ ; and this effectively *reduces* the search-space one has to traverse to find them. The algorithm involves multiplying  $U$  with a finite number of blocks, so that the non-zero product-operators of resulting matrix  $U'$  form a group  $G'$  that is strictly a subgroup of  $G$ , *ie*  $G' \subset G$ . This reduces the search-space further, and continuing in a similar manner one is able to determine a complete decomposition for  $U$ .

For practical quantum computation, it is important to be able to choose a viable system where  $U$  can be constructed *experimentally*. So far, quantum computation by NMR has relied on chemical systems with frequency-resolved spins, where the *full* Hilbert space has been accessible through the couplings that exist between the spins. This has been successful upto 12 qubits [12] – but the lack of suitable larger chemical systems has meant that a further increase in the number of qubits has become technically very difficult. One expects that future quantum computing systems, where the number of qubits may number in the thousands, will have to be implemented in systems where couplings between spins exist in a *restricted* topology – all spins are not coupled to all others, and the access to the full Hilbert space is lost. One such system that has generated considerable interest in the Ising spin chain with nearest neighbour coupling [13, 14, 15, 16, 17] – which can be readily implemented in protein chains. A significant challenge in the future will be reformulating quantum algorithms so that they may be *efficiently* constructed in these coupling-restricted topologies. We show in IVE5 how one can modify the algorithm to find efficient decompositions given such constraints.

There has been much interest in simulating Hamiltonians [26] by NMR, since NMR has proved to be an important testbed for quantum computation techniques that are useful in other systems. In Section VI we suggest how one may be able to use our algorithmic technique to simulate the Ising Hamiltonian [27, 28] that is suited to describe a chain of superconducting qubits.

Using our technique, in Section VII, we determine the N-qubit decomposition – and thus the NMR pulse sequence – for the implementation of several popular quantum gates: Toffoli, Fredkin,  $\Lambda_2$ , Fanout, Parity and SWAP. We find that the Toffoli gate [29] – a universal gate – has a constructional complexity that scales exponentially with the number of qubits. The  $\Lambda_2$  gate, which acting on identity produces the *pseudo-pure state* [14, 31], is found to be exponentially hard to construct. The Fanout, Parity and SWAP gates are shown to be scale polynomially, and are amenable to construction using Ising spin chains.

## II. NMR QUANTUM COMPUTATION

High-temperature, liquid-state nuclear magnetic resonance (NMR) has been widely considered for quantum computation [18, 19, 20]. A typical liquid NMR sample contains a macroscopic number of molecules, where each molecule is composed of  $N$  two-level nuclear spins (qubits) having  $N$  different Larmor frequencies and weakly coupled to each other. The differences in Larmor frequencies are much larger than the coupling values, so that the product states are eigenstates of the system. The addressability of the qubits is achieved by frequency selective RF pulses which act uniformly on all transitions of a qubit. NMR computation is a *bulk-ensemble* quantum computation, since NMR techniques cannot control the quantum states of individual molecules; each molecule acts as a independent quantum computer, and the measurements performed in NMR detect as output the average magnetization of the ensemble.

Historically, the best known basis to NMR spectroscopists is the product-operator basis [21]. We shall consider a spin 1/2 N-qubit NMR system, which will have  $4^N$  *base-operators*:

$$B_s = 2^{N-1} \prod_{k=1}^n (I_{k\alpha})^{a_{ks}} \quad (2)$$

where  $\alpha = \{x, y, z, \circ\}$  and  $I_{k\alpha} = 1 \otimes \dots \otimes I_{\alpha}$ , and

$$\begin{aligned} I_x &= \frac{1}{2} \begin{pmatrix} 0 & 1 \\ 1 & 0 \end{pmatrix}, I_y = \frac{1}{2} \begin{pmatrix} 0 & -i \\ i & 0 \end{pmatrix} \\ I_z &= \frac{1}{2} \begin{pmatrix} 1 & 0 \\ 0 & -1 \end{pmatrix}, I_{\circ} = \frac{1}{2} \begin{pmatrix} 1 & 0 \\ 0 & 1 \end{pmatrix} = \frac{1}{2} \end{aligned} \quad (3)$$

and

$$[I_x, I_y] = iI_z; [I_y, I_z] = iI_x; [I_z, I_x] = iI_y \quad (4)$$

$$I_x^2 = I_y^2 = I_z^2 = \frac{1}{4} \mathbf{1} \quad (5)$$

The matrix exponential of these base-operators with an appropriate phase generate the group  $SU(2^N)$  [22]. The decomposition (1) can be rewritten as:

$$U = \prod_{j=1}^m U_j = \prod_{j=1}^m \exp(-i\theta_j 2^{N-1} I_{1\alpha_j} I_{2\beta_j} \dots I_{N\nu_j}) \quad (6)$$

where  $\alpha, \beta, \dots, \nu \in \{x, y, z, \circ\}$ .

The advantage of this basis is that the time-optimal pulse sequences for constructing the base-operators is known [17, 23]. However, there are still  $4^N$  base operators, which for a 2 qubit system are 16 in number, but for an 8 qubit system are 65536 in number. The angles  $\theta_j$  can take any value  $\in [-\pi, \pi]$ . Given a  $U$ , finding the right base operators and angles to cascade together to form the right decomposition in Eqn (1) seems exponentially hard. We present in the following section a diagrammatic representation of these base-operators, where different operators are shown to access different parts of the matrix  $U$  – allowing one to greatly reduce this search-space.

$$\begin{pmatrix} 1 & 0 & 0 & 0 & 0 & 0 & 0 & 0 \\ 0 & 0 & 0 & 1 & 0 & 0 & 0 & 0 \\ 0 & -1 & 0 & 0 & 0 & 0 & 0 & 0 \\ 0 & 0 & 0 & 0 & 1 & 0 & 0 & 0 \\ 0 & 0 & 0 & 0 & 0 & 0 & -1 & 0 \\ 0 & 0 & 0 & 0 & 0 & 0 & 0 & -1 \\ 0 & 0 & 0 & 0 & 0 & 1 & 0 & 0 \\ 0 & 0 & 1 & 0 & 0 & 0 & 0 & 0 \end{pmatrix}$$

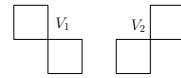
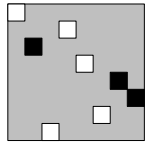


FIG. 1: Panel shows the two basic-vertices  $V_1$  and  $V_2$ . Note that these are formed by the intersection of two non-zero squares that are placed diagonally to each other.

TABLE I: Panel represents the equivalent diagrammatic representation of the 3-qubit matrix. Zero is a grey square, 1 (in phase element) is a white square, and -1 (out of phase element) is a black square.

### III. DIAGRAMMATIC REPRESENTATION

The product-operators described in the previous section are sparse matrices of size  $2^N \times 2^N$ , each having  $2^N$  non-zero elements. We shall transcribe the matrix representation to a diagrammatic representation where a zero is a grey square, 1 (in phase element) is a white square, and -1 (out of phase element) is a black square.

#### A. Definitions

##### 1. Phase String

The base operator corresponding to an N-qubit diagram will be represented by a *phase string* – a string containing the phases of the qubits  $1, \dots, N$ . The phase at the  $i^{th}$  qubit can be  $x, y, z$  or  $\circ$  corresponding to the operator  $I_x, I_y, I_z$  and  $I_\circ$  respectively, where  $I_\circ \equiv \mathbf{1}$ . For example, for  $k$  operators out of  $N$  qubits, the phase strings:

$$\begin{aligned} (x \circ x) &\equiv 4I_{1x}I_{3x} = 4(I_x \otimes I_\circ \otimes I_x) & [k = 2, N = 3] \\ (z x y \circ z) &\equiv 16I_{1z}I_{2x}I_{3y}I_{5z} & [k = 4, N = 5] \\ (\circ \circ y y z \circ) &\equiv 8I_{3y}I_{4y}I_{5z} & [k = 3, N = 6] \end{aligned}$$

##### 2. Principal Diagonals, Conjugate Diagonals and Basic-Vertices

In an N-qubit diagram, we shall call the set of  $(N+1)$  diagonals  $\{D_0, D_1 \dots D_N\}$  from left-top to bottom-right the set of *principal diagonals*, and the set  $\{C_0, C_1 \dots C_N\}$  from bottom-left to top-right the set of *conjugate diagonals*. Note that the diagonals  $D_1, D_2 \dots D_N$  exist on either side (left and right) of  $D_0$ , and  $C_1, C_2 \dots C_N$  exist on either side (left and right) of  $C_0$ . We shall call as *basic-vertices*, the two kinds of vertices  $V_1$  and  $V_2$  in Figure 1 formed by the intersection of non-zero squares that are placed diagonally with respect to each other.

#### 3. Unique Shape Family

For an N-qubit system, there are a total of  $4^N$  possible diagrams, of which there are  $2^N$  diagrams of unique *shape* – the positions of the non-zero squares. We shall refer to two diagrams having the same positions of non-zero squares as belonging to the same *unique shape family*. The unique shape families are labelled by their first member – one generated by allowing only  $x$  and  $\circ$  phases for any qubit; this member has all its elements in phase. In a 3-qubit system for example, there are 8 unique shape families (Figure 2). No two unique shape families have any of their non-zero squares overlapping.

#### 4. Heirarchical Diagonals

Consider the 3-qubit diagram (N=3) corresponding to the unique shape family  $(\circ \circ \circ)$ . It is mirror symmetric about  $C_0$  and  $D_0$ . Note that  $D_0$  passes through non-zero squares, but  $C_0$  does not. Also, the diagonals  $C_0, C_1, C_2, C_3$  do not pass through any non-zero squares, and each of them passes through a basic-vertex. In the diagram of a unique shape family, let  $H_1$  be the set of diagonals which do not pass through any non-zero square, and about which the diagram is mirror symmetric; and  $H_2$  be the set of diagonals which do not pass through any non-zero square and which pass through at least one basic-vertex. Then we shall call the set  $H = H_1 \cup H_2$  the set of *heirarchical diagonals*. Hence for the unique shape family  $(\circ \circ \circ)$ ,  $H_1 = \{C_0\}$ ,  $H_2 = \{C_0, C_1, C_2, C_3\}$ ; and so  $H = \{C_0, C_1, C_2, C_3\}$ . For the family  $(x \circ \circ)$ ,  $H_1 = \{D_0, C_0\}$ ,  $H_2 = \{C_0, C_1\}$ . Hence,  $H = \{D_0, C_0, C_1\}$ . The cardinality of the set  $H$  will always be equal to the number of qubits, *ie*  $n(H) = N$ .

#### B. Constructing the Diagram Corresponding to a Phase String

We present below a simple prescription for constructing an N-qubit diagram from its phase string  $S$ . First, determine which unique shape family the diagram will belong to by replacing all  $x$  and  $y$  phases in the string  $S$  by  $x$ , and replacing all  $\circ$  and  $z$  phases in  $S$  by  $\circ$ . For example, the diagram corresponding to  $(y \circ z)$  will belong to the unique shape family  $(x \circ \circ)$ . Construct this diagram like Figure 2, and determine its set of heirarchical diagonals. For example, for the family  $(x \circ \circ)$ ,  $H = \{D_0, C_0, C_1\}$ . Split this set  $H$  into two subsets  $H_D$

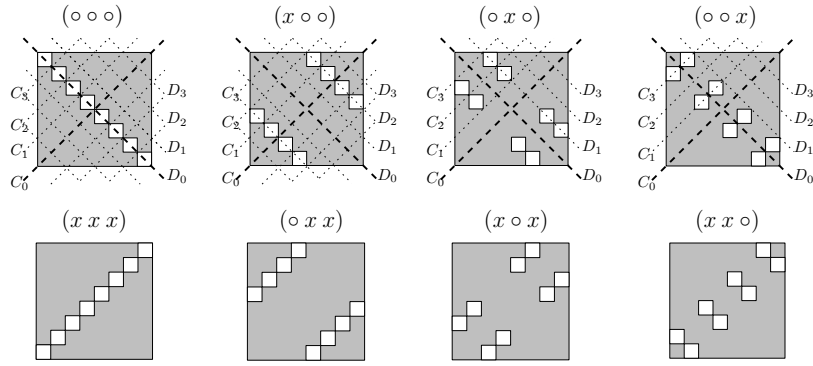


FIG. 2: Panel illustrates the unique shape families for a 3-qubit system generated using only  $x$  and  $\circ$  phases. Note that the principal diagonals  $D_1, D_2, D_3$  exist on either side (left and right) of  $D_0$ ; and the conjugate diagonals  $C_1, C_2, C_3$  exist on either side (left and right) of  $C_0$ . For convenience, all these diagonals are shown in the diagrams of  $(ooo)$  and  $(xoo)$ . Notice that all non-zero squares are in-phase. All other 3-qubit diagrams differ from these in the relative phases of non-zero squares.

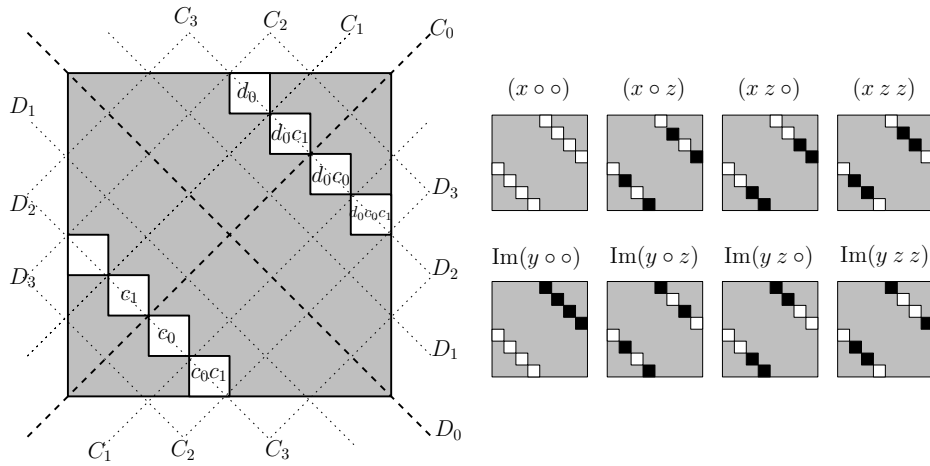


FIG. 3: Left panel illustrates assigning factor  $d_0$  to one (upper) side of  $D_0$ , and factors  $c_0$  and  $c_1$  to one (upper) side of  $C_0$  and  $C_1$ . Panel on the right shows the diagrams corresponding to the unique shape family  $(xoo)$ . Note that the diagrams,  $(xoo)$ ,  $(xoz)$ ,  $(xzo)$  and  $(xzz)$  are real; while  $(yoo)$ ,  $(yoz)$ ,  $(yzo)$  and  $(yzz)$  are imaginary (shown is their imaginary part).

and  $H_C$ , ie  $H = H_D \cup H_C$ , containing principal diagonals and conjugate diagonals respectively. In the case of the family  $(xoo)$ ,  $H_D = \{D_0\}$ , and  $H_C = \{C_0, C_1\}$ . As in Figure 3, assign the factor  $d_0$  on *one* side (we shall choose the upper side) of  $D_0$ , and the factors  $c_0$  and  $c_1$  on one (upper) side of  $C_0$  and  $C_1$  respectively. In general, assign the factors  $d_0, \dots, d_n$  on one (upper) side of each diagonal in  $H_D$ , and the factors  $c_0, \dots, c_m$  on one (upper) side of each diagonal in  $H_C$ .

Given the phase string  $S$  of diagram we wish to construct, we form two sub-strings:  $S_1$  containing all the  $x$  or  $y$  phases of  $S$ , and  $S_2$  containing all the  $\circ$  or  $z$  phases of  $S$ . For example, for the string  $S = (yoz)$ ,  $S_1 = (y)$  and  $S_2 = (\circ z)$ . It is clear that the length of  $S_1$  should correspond to the number of elements in  $H_D$ ; and the length of  $S_2$  should correspond to the number of elements in  $H_C$ . Now, for any  $k$ , assign the factor  $d_k = 1$  if the corresponding phase in  $S_1$  is  $x$ , and  $d_k = -1$  if the corresponding phase in  $S_1$  is  $y$ . Similarly, assign the factor  $c_k = 1$  if the corresponding phase in  $S_2$  is  $\circ$ , and  $c_k = -1$

if the corresponding phase in  $S_2$  is  $z$ . For example, for  $S = (yoz)$ ;  $d_0 = -1$ ,  $c_0 = 1$  and  $c_1 = -1$ . Multiply out the factors in every square in the figure similar to Figure 3. For every  $y$  phase in the substring  $S_1$ , multiply the diagram with  $i = \sqrt{-1}$ . Then one obtains the diagram corresponding to the phase string  $S$ . The diagram corresponding to  $(yoz)$  is shown in the right panel of Figure 3. Note that it is imaginary. Other diagrams of the unique shape family  $(xoo)$  are shown in Figure 3 for comparison.

### C. Product Rules

The product of two N-qubit diagrams can be calculated by multiplying corresponding phases of the phase strings using the multiplication of base-operators outlined in Eqn

(5).

$$\begin{aligned}
x \cdot \circ &= \circ \cdot x = \frac{1}{2}x; & y \cdot \circ &= \circ \cdot y = \frac{1}{2}y; & z \cdot \circ &= \circ \cdot z = \frac{1}{2}z \\
x \cdot x &= y \cdot y = z \cdot z = \circ \cdot \circ = \frac{1}{2}\circ \\
x \cdot y &= \frac{1}{2}iz; & y \cdot z &= \frac{1}{2}ix; & z \cdot x &= \frac{1}{2}iy \\
y \cdot x &= -\frac{1}{2}z; & z \cdot y &= -\frac{1}{2}ix; & x \cdot z &= -\frac{1}{2}iy
\end{aligned} \tag{8}$$

From the definition of the base-operators Eqn (7), the factors of powers  $\frac{1}{2}$  appearing in the product depend only on the number of phase-strings that are being multiplied. For example, for the multiplication of three 1-qubit strings,

$$x \cdot \circ \cdot y = \frac{1}{4}iz$$

In general, the multiplication of  $r$  N-qubit strings would require a factor of  $\frac{1}{2^{r-1}}$ . Hence, the product of two 5-qubit strings:

$$(xozyy) \cdot (yxxzy) = ([x \cdot y][\circ \cdot x][z \cdot x][y \cdot z][y \cdot y]) = -\frac{1}{2}i(zxyx\circ) \tag{9}$$

### 1. Product of Matrix Exponentials

It is evident from (6) that the decomposition of a matrix  $U$  is to be sought in terms of product of matrix exponentials of base-operators  $B_s$  in Eqn (2). Using (8) the such a product of cascaded matrix exponentials can be simplified as:

$$\begin{aligned}
&\exp\left(i\theta_1(x y \circ z)\right) \exp\left(i\theta_2(z y x \circ)\right) = \left(\cos \frac{\theta_1}{2}\mathbf{I} + i \sin \frac{\theta_1}{2}(x y \circ z)\right) \left(\cos \frac{\theta_2}{2}\mathbf{I} + i \sin \frac{\theta_2}{2}(z y x \circ)\right) \\
&= \frac{1}{2} \left[ \cos \frac{\theta_1}{2} \cos \frac{\theta_2}{2} \mathbf{I} + i \sin \frac{\theta_1}{2} \cos \frac{\theta_2}{2} (x y \circ z) + i \cos \frac{\theta_1}{2} \sin \frac{\theta_2}{2} (z y x \circ) + i \sin \frac{\theta_1}{2} \sin \frac{\theta_2}{2} (y \circ x z) \right]
\end{aligned} \tag{10}$$

where the identity matrix  $\mathbf{I} \equiv (\circ \circ \circ \circ)$ . In general, the product of  $m$  matrix exponentials with base operators

$B_1, \dots, B_m$  is:

$$\begin{aligned}
&\exp\left(i\theta_1 B_1\right) \exp\left(i\theta_2 B_2\right) \cdots \exp\left(i\theta_m B_m\right) = \frac{1}{2^{m-1}} \left[ \cos \frac{\theta_1}{2} \cdots \cos \frac{\theta_m}{2} \mathbf{I} \right. \\
&+ i \left( \sin \frac{\theta_1}{2} \cos \frac{\theta_2}{2} \cdots \cos \frac{\theta_m}{2} B_1 + \cdots + \cos \frac{\theta_1}{2} \cos \frac{\theta_2}{2} \cdots \cos \frac{\theta_{m-1}}{2} \sin \frac{\theta_m}{2} B_m \right) \\
&+ i^2 \left( \sin \frac{\theta_1}{2} \sin \frac{\theta_2}{2} \cos \frac{\theta_3}{2} \cdots \cos \frac{\theta_m}{2} B_1 B_2 + \cdots + \cos \frac{\theta_1}{2} \cos \frac{\theta_2}{2} \cdots \sin \frac{\theta_{m-1}}{2} \sin \frac{\theta_m}{2} B_{m-1} B_m \right) \\
&+ \cdots + i^m \left( \sin \frac{\theta_1}{2} \sin \frac{\theta_2}{2} \cdots \sin \frac{\theta_m}{2} B_1 B_2 \cdots B_m \right) \left. \right]
\end{aligned} \tag{11}$$

## IV. TOWARDS AN ALGORITHMIC TECHNIQUE

### A. Aim of the Algorithm

Let us consider a desired matrix  $U$ , that has a decomposition with depth  $m$  as shown below:

$$U = \exp\left(i\theta_1 B_1\right) \exp\left(i\theta_2 B_2\right) \cdots \exp\left(i\theta_m B_m\right) \tag{12}$$

The aim of our algorithmic technique is to determine the set of base operators  $\{B_1, B_2, \dots, B_m\}$  which when

applied with angles  $\{\theta_1, \theta_2, \dots, \theta_m\}$ , will give  $U$ . We approach this problem as follows: for the given  $U$ , one can easily determine the ‘simplified’ form of expansion (11), from which we try to determine the set  $\{B_1, B_2, \dots, B_m\}$ .

Let us qualify what we mean by the *simplified* form of Eqn (11). For an N-qubit system, there are  $4^N$  base operators, which we shall label as  $\tilde{B}_1, \dots, \tilde{B}_{4^N}$ . Clearly,  $\{B_1, B_2, \dots, B_m\} \subseteq \{\tilde{B}_1, \tilde{B}_2, \dots, \tilde{B}_{4^N}\}$ . There are  $2^m$  terms in (11), however this number could reduce in many cases due to simplification. For ex-

ample, it may happen that  $B_1 B_2 \equiv B_3$ , in which case we can collect the coefficients corresponding to  $B_1 B_2$  and  $B_3$  in (11) and obtain a simplified expression for (11). In general, it may happen that for some  $\{B_{k_1}, B_{k_2}, \dots, B_{k_n}\} \in \{B_1, B_2, \dots, B_m\}$  and  $\{B_{l_1}, B_{l_2}, \dots, B_{l_{n'}}\} \in \{B_1, B_2, \dots, B_m\}$ ;  $B_{k_1} B_{k_2} \dots B_{k_n} = B_{l_1} B_{l_2} \dots B_{l_{n'}} = \tilde{B}_{n''}$ . We show below that finding the simplified expression for (11) – after collecting all such equal terms – is straightforward.

### B. Obtaining Base Operators with Non-Zero Contribution to $U$

Given a matrix  $U$ , obtaining the simplified form of (11) can be reworded as finding those base operators that have non-zero coefficients (contributions) in  $U$ . We present below how one can determine these base-operators and their coefficients.

First, notice that the diagrams of base operators belonging to different unique shape families do not have any overlapping squares – the unique shape families address *different* parts of the matrix  $U$ . Within each family, the contribution of the different members can be determined by solving a system of  $2^N$  linear equations. For example, consider the part  $U_{(x \circ \circ)}$  of the 3-qubit matrix  $U$  that is addressed by the family  $(x \circ \circ)$ .

$$U_{(x \circ \circ)} = \begin{pmatrix} \cdot & \cdot & \cdot & \cdot & a & \cdot & \cdot & \cdot \\ \cdot & \cdot & \cdot & \cdot & \cdot & b & \cdot & \cdot \\ \cdot & \cdot & \cdot & \cdot & \cdot & \cdot & c & \cdot \\ \cdot & \cdot & \cdot & \cdot & \cdot & \cdot & \cdot & d \\ e & \cdot & \cdot & \cdot & \cdot & \cdot & \cdot & \cdot \\ \cdot & f & \cdot & \cdot & \cdot & \cdot & \cdot & \cdot \\ \cdot & \cdot & g & \cdot & \cdot & \cdot & \cdot & \cdot \\ \cdot & \cdot & \cdot & h & \cdot & \cdot & \cdot & \cdot \end{pmatrix}$$

This can be expressed as:

$$U_{(x \circ \circ)} = \alpha_1(x \circ \circ) + \alpha_2(x \circ z) + \alpha_3(x z \circ) + \alpha_4(x z z) \\ + \alpha_5(y \circ \circ) + \alpha_6(y \circ z) + \alpha_7(y z \circ) + \alpha_8(y z z)$$

where the coefficients  $\{\alpha_1, \dots, \alpha_8\}$  can be determined by solving a system of linear equations. This system of equations can be constructed from the coefficients of non-zero squares in Figure 3. The matrix form of this system is:

$$\frac{1}{2} \begin{pmatrix} 1 & 1 & 1 & 1 & -i & -i & -i & -i \\ 1 & -1 & 1 & -1 & -i & i & -i & i \\ 1 & 1 & -1 & -1 & -i & -i & i & i \\ 1 & -1 & -1 & 1 & -i & i & i & -i \\ 1 & 1 & 1 & 1 & i & i & i & i \\ 1 & -1 & 1 & -1 & i & -i & i & -i \\ 1 & 1 & -1 & -1 & i & i & -i & -i \\ 1 & -1 & -1 & 1 & i & -i & -i & i \end{pmatrix} \begin{pmatrix} \alpha_1 \\ \alpha_2 \\ \alpha_3 \\ \alpha_4 \\ \alpha_5 \\ \alpha_6 \\ \alpha_7 \\ \alpha_8 \end{pmatrix} = \begin{pmatrix} a \\ b \\ c \\ d \\ e \\ f \\ g \\ h \end{pmatrix} \quad (14)$$

This process can be repeated to find the coefficients of members of the other unique shape families. Consider,

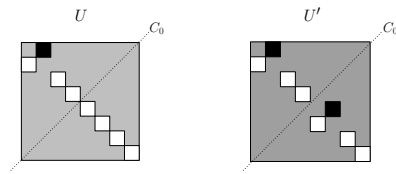


TABLE II: Panel on the left shows the diagram of the desired matrix  $U$ . Panel on the right shows the diagram of the matrix  $U'$  that is formed by multiplying  $U$  with the block  $\exp\left(i\frac{\pi}{4}(z \circ y)\right) \exp\left(i\frac{\pi}{4}(z z y)\right)$ . Note that  $U'$  has translational symmetry with respect to  $C_0$ .

for example, the matrix  $U$  in the left panel of Table II. Following the procedure outlined above, the simplified form of (11) with the base-operators having non-zero coefficients in  $U$  is:

$$U = -\frac{1}{4}i(\circ \circ y) - \frac{1}{4}i(\circ z y) - \frac{1}{4}i(z \circ y) - \frac{1}{4}i(z z y) \\ + \frac{3}{4}(\circ \circ \circ) - \frac{1}{4}(\circ z \circ) - \frac{1}{4}(z \circ \circ) - \frac{1}{4}(z z \circ) \quad (15)$$

### C. Reducing the Search Space

Let us consider the problem of finding the decomposition of the matrix  $U$  shown in Table II, and having a simplified expansion (15). We show below how this expansion (15) can be used to effectively *reduce* the search-space one has to traverse to find  $\{B_1, B_2, \dots, B_m\}$  in Eqn (12).

#### 1. Definition: Generating Group

Consider that the set of base operators of  $U$  that have non-zero coefficients,  $G = \{(\circ \circ y), (\circ z y), (z \circ y), (z z y), (\circ \circ \circ), (\circ z \circ), (z \circ \circ), (z z \circ)\}$  forms a group under multiplication (8) – the product of any two base operators in this group is also a member of this group. We shall such a group a *generating group*, which in general is *non-abelian*. If  $\{B_1, B_2, B_3\} \in G$ , then  $B_1 B_2 B_3 \in G$  since  $B_1 B_2 B_3 = (B_1 B_2) B_3$  and  $(B_1 B_2) \in G$ . This can be generalized, and if  $\{B_1, B_2, \dots, B_m\} \in G$ , then all product terms in (11) also belong to  $G$ .

Thus one only has to look for the set  $B = \{B_1, B_2, \dots, B_m\}$  inside  $G$ ; which means we have restricted the search-space to within  $G$ . In general,  $B \subseteq G$ . We show below, how one can iteratively restrict this search-space further.

## 2. Iterative Reduction in Search Space

Let us multiply  $U$  with the block  $\exp\left(i\frac{\pi}{4}(z \circ y)\right)\exp\left(i\frac{\pi}{4}(z z y)\right)$ , and let the resulting matrix be  $U'$ . The diagram for  $U'$  is shown in Table II; and its simplified expansion is:

$$\begin{aligned} U' &= U \exp\left(i\frac{\pi}{4}(z \circ y)\right)\exp\left(i\frac{\pi}{4}(z z y)\right) \\ &= -\frac{1}{2}i(\circ \circ y) - \frac{1}{2}i(\circ z y) + \frac{1}{2}(\circ \circ \circ) - \frac{1}{2}(\circ z \circ) \end{aligned} \quad (16)$$

Let the generating group for  $U'$  be  $G'$ ; then  $G' = \{(\circ \circ y), (\circ z y), (\circ \circ \circ), (\circ z \circ)\}$ . Note that  $G'$  is a *subgroup* of  $G$ , ie  $G' \subset G$ . This means that to determine the decomposition of  $U'$ , one only needs to look within  $G'$  and not  $G$ . Thus by multiplying the matrix  $U$  with the block  $\exp\left(i\frac{\pi}{4}(z \circ y)\right)\exp\left(i\frac{\pi}{4}(z z y)\right)$ , we could move from the group  $G$  to its subgroup  $G'$ ; effectively further *reducing* the search space to determine the decomposition of  $U$ . This forms the core of our algorithm – one attempts to iteratively find suitable blocks which on multiplication with  $U$  restrict the search to smaller and smaller subgroups of  $G$ ,  $G \supset G' \supset G'' \supset G''' \supset \dots$ ; until one reaches the identity  $\mathbf{I}$ , after which the decomposition is complete. This ensures that the exponentially scaling search-space is traversed in a *directed* manner – ie at every step, the algorithm moves in a direction that will lead closer to the complete decomposition of  $U$ . Consider for example, the matrix

$$U'' = U' \exp\left(-i\frac{\pi}{2}(\circ \circ y)\right)\exp\left(-i\frac{\pi}{2}(\circ z y)\right) \quad (17)$$

which has a generating group  $G'' = \{(\circ \circ \circ)\} = \{\mathbf{I}\}$ . The decomposition of  $U$  is now complete, and it can be read-off from (16) and (17):

$$\begin{aligned} U &= \exp\left(-i\frac{\pi}{4}(\circ \circ y)\right)\exp\left(-i\frac{\pi}{4}(\circ z y)\right) \\ &\times \exp\left(-i\frac{\pi}{4}(z \circ y)\right)\exp\left(-i\frac{\pi}{4}(z z y)\right) \end{aligned} \quad (18)$$

## 3. Effect of Scratch Bits

It is instructive to compare the matrices  $U$  and  $U'$ . Both perform the same logic operation, the only difference being that they act on a different number of qubits. In  $U'$ , the first qubit is a *scratch bit* – a dummy bit with no direct role [24].  $U'$  is thus the 2-qubit equivalent of the 3-qubit gate  $U$ . From the right panel of Table II, it is clear that employing the scratch bit in  $U'$  has increased the *symmetry* of its diagram compared to  $U$  – in this case translational symmetry with respect to the conjugate diagonal  $C_0$  – consequently  $U'$  has a generating group that is smaller than that of  $U$ .

## 4. Generalization

Consider any arbitrary matrix  $U$  that we want to decompose, having a generating group  $G$ . For example, let  $G = \{B_1, \dots, B_n\}$ , which acting on the coefficients  $a = \{a_1, \dots, a_n\}$  produce  $U$ :

$$U = a_1 B_1 + a_2 B_2 + \dots + a_n B_n = a \cdot G \quad (19)$$

Multiplying  $U$  with  $\exp(i\theta_k B_k)$  where  $B_k \in G$ ,

$$U' = U \exp(i\theta_k B_k) = a \cos \frac{\theta_k}{2} \cdot G + ia \sin \frac{\theta_k}{2} \cdot G B_k = b \cdot G' \quad (20)$$

where  $G'$  is the generating group of  $U'$ . In general,  $G' \subseteq G$ . However, from the above discussion it is clear that we have to find  $B_k$  within  $G$  so that  $G'$  is strictly a subgroup of  $G$ , ie  $G' \subset G$ . In general we might require  $r$  blocks for this to happen:

$$U' = U \prod_{k=1}^r \exp(i\theta_k B_k) \quad (21)$$

We shall leave the details of determining the blocks  $B_k$  and angles  $\theta_k$  so that  $G' \subset G$  in Eqn (21) to the next section.

## D. The Number of Generating Groups Scales Polynomially

The number of generating groups scales polynomially with the number of qubits – an  $N$ -qubit system will have a maximum of  $(2N + 1)$  generating groups  $G, G', G'', \dots, G^{(2N)}$ . To see this, let us examine this for a 3-qubit system. For a matrix  $U$ , the generating group  $G$  must necessarily contain  $(\circ \circ \circ)$ ; since if  $G$  contains any other base-operator  $B_1$ ,  $B_1 B_1 = (\circ \circ \circ)$  must be contained in  $G$ . In general, if  $G$  contains  $B_1$  and  $B'_1$ , and if  $B_1$  and  $B'_1$  belong to the same unique shape family then  $B_1 B'_1$  belongs to the unique shape family  $(\circ \circ \circ)$ . It follows that it is possible to write every generating group  $G$  in the form  $G = \{g, g \cdot B_1, g \cdot B_2, \dots, g \cdot B_n\}$  where every element of  $\{B_1, \dots, B_n\}$  belongs to a different unique shape family, and where  $g$  is a group that contains base-operators from the unique shape family  $(\circ \circ \circ)$ . Clearly, for a 3-qubit system, the maximum number of elements in  $G$  will occur when the group  $g$  contains all 8 elements of the unique shape family  $(\circ \circ \circ)$ , and all other families exist in  $\{B_1, \dots, B_7\}$  – giving a total of 64 elements. In general, such a system will have  $(2N + 1)$  generating groups, each containing half the number of elements as the previous.

For example, in a 2-qubit system, for the maximum number of elements in  $g$ ,  $g = \{(\circ \circ), (\circ z), (z \circ), (z z)\}$ ,

and the generating groups are:

$$\begin{aligned}
G &= \{g, g \cdot (\circ x), g \cdot (x \circ), g \cdot (x x)\} \\
G' &= \{g, g \cdot (\circ x)\} \\
G'' &= \{g\} = \{(\circ \circ), (\circ z), (z \circ), (z z)\} \\
G''' &= \{(\circ \circ), (\circ z)\} \\
G'''' &= \mathbf{I} = \{(\circ \circ)\}
\end{aligned} \tag{22}$$

Notice that there are  $(2N + 1) = 5$  generating groups.  $G$  has 16 elements, and every other generating has half the number of elements as the previous one. There are other ways in which these generating groups can be constructed, however their number will continue to scale polynomially.

### E. Determining Blocks to go from $G \rightarrow G' \rightarrow \dots \rightarrow G^{(2N)}$

Since the number of generating groups scales polynomially, the process of finding the blocks  $B_k$  and angles  $\theta_k$  in Eqn (21) in general is exponentially hard. We provide below a prescription one can use to find these blocks.

Let us start by considering the matrix  $U$  having the generating group  $G = \{(\circ \circ), (\circ z), (x \circ), (x z)\}$ , with:

$$U = \alpha_1(\circ \circ) + \alpha_2(\circ z) + \alpha_3(x \circ) + \alpha_4(x z) \tag{23}$$

Let us attempt to determine how one can reach the generating group  $G' = \{(\circ \circ), (\circ z)\}$  from  $G$ . Divide  $G$  into a pair of non-overlapping sets,  $\tilde{G}_1 = G'$  and  $\tilde{G}_2 = G - G'$ ,

$$\tilde{G}_1 = \{(\circ \circ), (\circ z)\}; \tilde{G}_2 = \{(x \circ), (x z)\} \tag{24}$$

#### 1. Definition : Norm

We define the *norms*,  $\mathcal{N}_1$  and  $\mathcal{N}_2$  as the relative contribution of the spaces spanned by the sets  $\tilde{G}_1$  and  $\tilde{G}_2$  in  $U$ .

$$\mathcal{N}_1 = |\alpha_1|^2 + |\alpha_2|^2; \mathcal{N}_2 = |\alpha_3|^2 + |\alpha_4|^2 \tag{25}$$

where  $\mathcal{N}_1 + \mathcal{N}_2 = 1$ .

#### 2. Reaching Smaller Subgroups by Complete Transfer of Norm

Given  $\alpha_1, \dots, \alpha_4$  in Eqn (23), let us multiply  $U$  with a base operator  $B$  and angle  $\theta$  to give  $U'$ :

$$U' = U \exp(i\theta B) = \alpha'_1(\circ \circ) + \alpha'_2(\circ z) + \alpha'_3(x \circ) + \alpha'_4(x z) \tag{26}$$

If it so happens that  $\alpha'_3 = \alpha'_4 = 0$ ; then we will be able to affect a complete *transfer of norm* from  $\tilde{G}_2$  to  $\tilde{G}_1$ , *ie* the new norms are:

$$\mathcal{N}'_1 = |\alpha'_1|^2 + |\alpha'_2|^2 = 1; \mathcal{N}'_2 = |\alpha'_3|^2 + |\alpha'_4|^2 = 0 \tag{27}$$

Now,  $U'$  has a generating group  $G' = \{(\circ \circ), (\circ z)\}$  that is a subgroup of  $G$ , *ie*  $G' \subset G$ . In other words, the complete transfer of norm from  $\tilde{G}_2$  to  $\tilde{G}_1$  has led to formation of a smaller generating group. Other generating groups by partitioning the group  $G$  into  $\tilde{G}_1$  and  $\tilde{G}_2$  in other ways.

Following Eqn (8), consider the matrix  $U'$  obtained by multiplying  $U$  with the block  $\exp(i\theta(\circ x))$  in Eqn (23),

$$\begin{aligned}
U' &= U \exp(i\theta(\circ x)) = \left[ \alpha_1 \cos \frac{\theta}{2} + i\alpha_3 \sin \frac{\theta}{2} \right] (\circ \circ) \\
&+ \left[ \alpha_2 \cos \frac{\theta}{2} + i\alpha_4 \sin \frac{\theta}{2} \right] (\circ z) + \left[ \alpha_3 \cos \frac{\theta}{2} + i\alpha_1 \sin \frac{\theta}{2} \right] (x \circ) \\
&+ \left[ \alpha_4 \cos \frac{\theta}{2} + i\alpha_2 \sin \frac{\theta}{2} \right] (x z) \\
&= \alpha'_1(\circ \circ) + \alpha'_2(\circ z) + \alpha'_3(x \circ) + \alpha'_4(x z)
\end{aligned} \tag{28}$$

If, similar to Eqn (25),  $\mathcal{N}'_1$  and  $\mathcal{N}'_2$  are the corresponding norms in  $U'$ , then the *change* of norms are:

$$\begin{aligned}
\Delta \mathcal{N}_1 &= \mathcal{N}'_1 - \mathcal{N}_1 \\
&= (\mathcal{N}_2 - \mathcal{N}_1) \sin^2 \frac{\theta}{2} + \sin \theta \{ \text{Re}(i\alpha_1 \alpha_3^* + i\alpha_2 \alpha_4^*) \}
\end{aligned} \tag{30}$$

and, since  $\mathcal{N}'_1 + \mathcal{N}'_2 = 1$ ,  $\Delta \mathcal{N}_2 = -\Delta \mathcal{N}_1$ . In other words, multiplication of  $U$  with the block  $(\circ x)$  that belongs to  $\tilde{G}_2$  has caused a transfer of norms from  $\tilde{G}_2$  to  $\tilde{G}_1$ . The maximum  $\Delta \mathcal{N}_1$  is

$$\begin{aligned}
\Delta \mathcal{N}_1|_{max} &= \frac{\mathcal{N}_2 - \mathcal{N}_1}{2} \\
&+ \sqrt{\left( \frac{\mathcal{N}_2 - \mathcal{N}_1}{2} \right)^2 + \{ \text{Re}(i\alpha_1 \alpha_3^* + i\alpha_2 \alpha_4^*) \}^2}
\end{aligned} \tag{31}$$

achieved when

$$\theta = \tan^{-1} \left[ \frac{2 \{ \text{Re}(i\alpha_1 \alpha_3^* + i\alpha_2 \alpha_4^*) \}}{\mathcal{N}_1 - \mathcal{N}_2} \right] \tag{32}$$

In general, there will be a transfer of norm between  $\tilde{G}_1$  and  $\tilde{G}_2$  on multiplying  $U$  with any block belonging to  $\tilde{G}_2$ ; if we had used the block  $(z x)$  in Eqn (28) above, the expression for maximum transfer would be remain the same excepting that  $\alpha_3^*$  and  $\alpha_4^*$  are exchanged in Eqn (31). Note that since  $\tilde{G}_1 = G'$  is a *group*, if instead we had multiplied  $U$  with a block belonging to  $\tilde{G}_1$  – for example  $(\circ z)$  – then there will be no transfer of norm between  $\tilde{G}_1$  and  $\tilde{G}_2$ ; *ie*  $\Delta \mathcal{N}_1 = \Delta \mathcal{N}_2 = 0$ .

### 3. Iterative Complete Transfer of Norm: Dynamic Programming

It is possible to iteratively transfer norm completely from  $\tilde{G}_2$  to  $\tilde{G}_1$  using *dynamic programming* [25]. Let  $\tilde{G}_2 = \{B_1, B_2, \dots, B_n\}$ . Then, following the product rules obtain the maximum norm that can be transferred when  $U$  is multiplied with each of the blocks  $\{B_1, B_2, \dots, B_n\}$ . If, similar to Eqn (31), these are  $\Delta \mathcal{N}_1|_{\max B_1}, \dots, \Delta \mathcal{N}_1|_{\max B_n}$ ; then choose that block  $B_k$  for which  $\Delta \mathcal{N}_1|_{\max B_k}$  is the largest. Obtain the angle  $\theta_k$  at which maximum is achieved similar to Eqn (32). Now perform  $U \exp(i\theta_k B_k)$ , recalculate norms  $\mathcal{N}_1$  and  $\mathcal{N}_2$ ; and continue the above process till  $\mathcal{N}_2 = 0$ .

When it happens that  $\mathcal{N}_2 = 0$ , then the reduced generating group  $G'$  has been reached from  $G$ . Now the entire process can be repeated:  $G'$  is split into  $\tilde{G}'_1 = G''$  and  $\tilde{G}'_2 = G' - G''$ , and norm is iteratively transferred from  $\tilde{G}'_2$  to  $\tilde{G}'_1$  to reach the reduced generating group  $G''$ ; and so on.

### 4. Physical Interpretation

The iterative transfer of norm described above has a simple physical interpretation. From Eqn (31), and allowing  $|W_{12}| = \text{Re}(i\alpha_1\alpha_3^* + i\alpha_2\alpha_4^*)$ , and  $\Delta = \mathcal{N}_1 - \mathcal{N}_2$

$$\begin{aligned} \mathcal{N}'_1 &= \frac{1}{2} + \frac{1}{2}\sqrt{\Delta^2 + 4|W_{12}|^2} \\ \mathcal{N}'_2 &= \frac{1}{2} - \frac{1}{2}\sqrt{\Delta^2 + 4|W_{12}|^2} \end{aligned} \quad (33)$$

These expressions bear close resemblance to the eigen energies in a two-level system subjected to a time-independent perturbation  $W_{12}$ . This resemblance is not coincidental – the spaces  $\tilde{G}_1$  and  $\tilde{G}_2$  act as the orthogonal spaces of a two-level system; and the complete transfer of norm from  $\tilde{G}_2$  to  $\tilde{G}_1$  involves forcing the entire population of the two-level system into one of the levels. The perturbation term  $W_{12}$  is the coupling between the spaces  $\tilde{G}_1$  and  $\tilde{G}_2$ , when  $\tilde{G}_2$  has been subjected to a single parameter entanglement operator  $\exp(i\theta B)$ . From Eqn (32),

$$\tan \theta = \frac{|W_{12}|}{\Delta} \quad (34)$$

The iterative transfer of norm can then be represented geometrically as in Figure 4. As in Eqn (21) if transfer occurs in a  $r$ -step process, then complete norm transfer when  $\Delta^{(r)} = \frac{1}{2}$ . When  $W_{12} \gg \Delta$ , the norm increases linearly (first order); while when  $W_{12} \ll \Delta$ , the increase is of second order. Rewriting Eqn (33) for these cases,

$$\begin{aligned} |W_{12}| \gg \Delta &\Rightarrow \mathcal{N}'_1 = \frac{1}{2} + |W_{12}| \\ |W_{12}| \ll \Delta &\Rightarrow \mathcal{N}'_1 = \frac{1}{2} + \Delta \left( 1 + \frac{1}{2} \left| \frac{W_{12}}{\Delta} \right|^2 + \dots \right) \end{aligned} \quad (35)$$

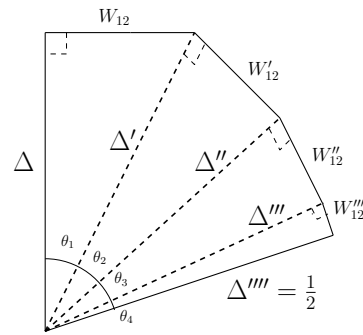


FIG. 4: Diagram shows geometrically the norm-transfer procedure; pictured here as a 4-step process. Complete norm is transferred when  $\Delta$  becomes  $1/2$  at the end of the process.

Hence, the dynamic programming method outlined above would be efficient if the two spaces  $G$  is partitioned into are strongly coupled. In particular, if  $|W_{12}| > \Delta$  at every step, then it is possible to transfer norm from  $\tilde{G}_2$  to  $\tilde{G}_1$  in a polynomial number of steps.

### 5. Constrained Dynamic Programming: Efficient Ising NMR quantum computation

Recently, spin chains with nearest-neighbour Ising couplings have generated much interest [13, 14, 15, 16, 17], and are thought to be important candidates for future quantum computing systems because of easy scalability in the number of qubits. In such systems, those base-operators that have successive spins excited with  $x, y$  or  $z$  phases can be efficiently constructed, while others cannot. For example the base operator  $(\circ x z y)$  can be efficiently constructed in such systems, but  $(x \circ z y)$  cannot [23]. If one only employs base-operators that can be efficiently constructed to construct the desired operator  $U$ , the access to the full Hilbert space will be restricted. However, if the generating group  $G$  only contains such operators, then  $U$  can be efficiently constructed. If not, one can still modify the dynamic programming step of the algorithm to give preference only to such base-operators. By introducing a cost function for non-efficient base operators and minimizing the cost during the norm-transfer process, one can determine the decomposition of  $U$  that is most efficient for the given system.

## V. ALGORITHM

We now summarize the key steps of our algorithm to decompose *any*  $N$ -qubit operator  $U$ .

1. Obtain the base-operators that have a non-zero contribution to  $U$ . Obtain a generating group  $G$  containing these base-operators.
2. Split  $G$  into a reduced generating group  $\tilde{G}_1 = G'$ ,

and the set  $\tilde{G}_2 = G - G'$ . Calculate the norms of  $\tilde{G}_1$  and  $\tilde{G}_2$ .

3. Iteratively transfer norm from  $\tilde{G}_2$  to  $\tilde{G}_1$  by multiplying  $U$  with blocks belonging to  $\tilde{G}_2$ . The choice of block can be decided by dynamic programming – at each step multiply  $U$  with the block  $B_i$  and angle  $\theta_i$  that provides the maximum transfer possible between  $\tilde{G}_2$  and  $\tilde{G}_1$ .
4. Repeat Step 3 till norm is completely transferred from  $\tilde{G}_2$  to  $\tilde{G}_1$ .

5. The matrix  $U'$  after Step 4 now has a generating group  $G'$  which is a subgroup of  $G$ . Replacing appropriately  $G$  with  $G'$  etc, repeat Steps 2-4 till one obtains  $G^{(m)} = I$ ;  $m \leq (2N + 1)$ . The decomposition of  $U$  can then be read-off.

## VI. TOWARDS SIMULATING HAMILTONIANS

As an example of our algorithm, consider the non-trivial 3-qubit matrix  $U$

$$U = 10^{-1} \begin{pmatrix} -0.15 + 5.35i & -1.48 - 0.60i & 0.81i & -3.14 - 2.56i & -1.48 - 0.60i & -3.28 & -3.14 - 2.56i & -3.97 - 2.43i \\ -1.48 - 0.60i & -4.84 & -3.14 + 2.56i & 2.43i & 5.15 & 1.48 - 0.60i & 2.43i & -3.14 - 2.56i \\ 0.81i & -3.14 + 2.56i & -0.15 - 5.35i & 1.48 - 0.60i & -3.14 + 2.56i & 3.97 - 2.43i & 1.48 - 0.60i & -3.28 \\ -3.14 - 2.56i & 2.43i & 1.48 - 0.60i & -4.84 & 2.43i & -3.14 + 2.56i & 5.15 & -1.48 - 0.60i \\ -1.48 - 0.60i & 5.15i & -3.14 + 2.56i & 2.43i & -4.84 & 1.48 - 0.60i & 2.43i & -3.14 - 2.56i \\ -3.28 & 1.48 - 0.60i & 3.97 - 2.43i & -3.14 + 2.56i & 1.48 - 0.60i & -0.15 - 5.35i & -3.14 + 2.56i & 0.81i \\ -3.14 - 2.56i & 2.43i & 1.48 - 0.60i & 5.15 & 2.43i & -3.14 + 2.56i & -4.84 & -1.48 - 0.60i \\ -3.97 - 2.43i & -3.14 - 2.56i & -3.28 & -1.48 - 0.60i & -3.14 - 2.56i & 0.81i & -1.48 - 0.60i & -0.15 + 5.35i \end{pmatrix} \quad (36)$$

If  $g = \{(ooo), (zoz), (zzz), (ozz)\}$ ,  $U$  has the generating group  $G$ ; and reduced generating groups  $G^{(1)}, \dots, G^{(5)}$ :

$$\begin{aligned} G &= \{g, g \cdot (oox), g \cdot (oxo), g \cdot (oxx), \\ &\quad g \cdot (xoo), g \cdot (xox), g \cdot (xxx), g \cdot (xxx)\} \\ G^{(1)} &= G' = \{g, g \cdot (oox), g \cdot (oxo), g \cdot (oxx)\} \\ G^{(2)} &= \{g, g \cdot (oox)\} \\ G^{(3)} &= \{g\} \\ G^{(4)} &= \{(ooo), (ozz)\} \\ G^{(5)} &= \mathbf{I} \end{aligned} \quad (37)$$

The base operators and angles required to go from groups  $G^{(r)}$  to  $G^{(r+1)}$  are:

$$\begin{aligned} G \rightarrow G^{(1)} &: 180^\circ(xoo); 87.15^\circ(yxz); 39.20^\circ(yyo); \\ &\quad 30.95^\circ(yxy); 17.38^\circ(yzo); 6.95^\circ(xoo) \\ G^{(1)} \rightarrow G^{(2)} &: -72.79^\circ(zxy); -41.61^\circ(oyy); 21.16^\circ(oxo); \\ &\quad -15.63^\circ(oyz); 12.82^\circ(zxz); -11.80^\circ(zyo) \\ G^{(2)} \rightarrow G^{(3)} &: 33.42^\circ(oox); -17.40^\circ(ozy) \\ G^{(3)} \rightarrow G^{(4)} &: -60.03^\circ(zzz) \\ G^{(4)} \rightarrow G^{(5)} &: -51.07^\circ(ozz) \end{aligned} \quad (38)$$

allowing one to read-off the complete decomposition of  $U$ .

### A. Ising Hamiltonian

In fact the matrix above is a special case of the propagator generated by the Ising Hamiltonian [27, 28]  $\mathcal{H}$ , ie  $U = \exp(i\mathcal{H}t_1)$ , where  $\mathcal{H}$  is

$$\mathcal{H} = 2J \left[ \sqrt{5}I_{1x} + 3I_{2x} + \sqrt{5}I_{3x} + \sqrt{8}(I_{1z}I_{2z} + I_{2z}I_{3z}) \right] \quad (39)$$

and  $t_1 = \frac{\pi}{3J}$ . The general Ising Hamiltonian for an N-qubit system [27, 28] is

$$\mathcal{H} = \sum_{k=1}^{N-1} J_k I_{kz} I_{(k+1)z} + \sum_{k=1}^N B_k I_{kx} \quad (40)$$

where  $J_k$  is the coupling strength of pairwise interaction between qubit  $k$  and  $k + 1$ ; and  $B_k$  is the local magnetic field on qubit  $k$ . This Hamiltonian has generated much interest because it can be used to describe a chain of interacting superconducting qubits each at its degeneracy point – an important candidate for future quantum computing systems. When  $J_k = \pm 2J\sqrt{4k(N-k)}$  and  $B_k = 2J\sqrt{(2k-1)(2N-2k+1)}$  – the case in Eqn (39) – it can be used for state transfer along a spin chain even without initializing the qubits; and for the generation of multipartite entanglement.

### B. Simulating Hamiltonians in NMR

Our method of decomposing any N-qubit matrix may prove useful in *simulating* Hamiltonians in NMR [26] – where for a Hamiltonian  $H$  and any time  $t$  one provides a

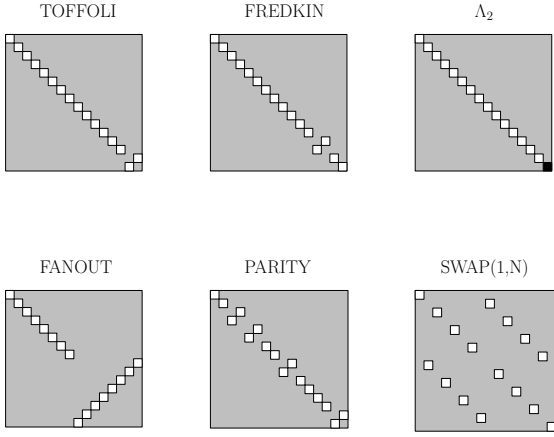


FIG. 5: Panel shows the 4-qubit diagrams for various N qubit gates.

pulse sequence that produces  $U = \exp(iHt)$ . We outline below a procedure one can use to simulate a Hamiltonian  $H$ ; and will present the explicit details for the Ising Hamiltonian in a future paper.

1. Obtain the matrix form and decompositions of  $U = \exp(iHt)$  for fixed times  $t_1, t_2, \dots, t_n$ .
2. Correlate the angles and base operators in each of these decompositions, and attempt to arrive for a decomposition of  $U$  for a general  $t$ .

## VII. N-QUBIT QUANTUM GATES

We present below the pulse sequences for the construction of several popular N-qubit quantum gates: the

Toffoli, Fredkin,  $\Lambda_2$ , Fanout, Parity and SWAP gates, whose structure is depicted in Figure 5. It is evident that all these matrices are *sparse*, and that their generating groups consist of base-operators from only two unique shape families – allowing us to easily obtain their decomposition. The Toffoli and Fredkin gates [29, 30] are universal reversible logic gates – any reversible circuit can be constructed using these alone. The  $\Lambda_2$  gate [23] acting on identity produces a pseudopure state [31] – the starting point for almost all quantum computing experiments. The Fanout and Parity gates [32, 33] can be used to create entangled states [34]; and to approximate with polynomially small error several other gates like the AND, OR, Counting and the Quantum Fourier Transform [35]. The SWAP(1,N) gate swaps the first and Nth qubit, and is extensively used to transfer order and entanglement along spin chains. If  $\sigma_x, \sigma_y$  and  $\sigma_z$  refer to Pauli matrices, then we shall use the notation

$$\left\{ \begin{array}{c} -\mathbf{1} \\ \sigma_z \end{array} \right\} \otimes \left\{ \begin{array}{c} \mathbf{1} \\ \sigma_x \end{array} \right\}$$

to refer to the set of products:  $\{[-\mathbf{1} \otimes \mathbf{1}], [-\mathbf{1} \otimes \sigma_x], [\sigma_z \otimes \mathbf{1}], [\sigma_z \otimes \sigma_x]\}$ . Then the product:

$$\begin{aligned}
 & \prod_1^4 \exp \left( i\theta \left[ \left\{ \begin{array}{c} -\mathbf{1} \\ \sigma_z \end{array} \right\} \otimes \left\{ \begin{array}{c} \mathbf{1} \\ \sigma_x \end{array} \right\} \right] \right) \\
 & \equiv \exp(i\theta[-\mathbf{1} \otimes \mathbf{1}]) \exp(i\theta[-\mathbf{1} \otimes \sigma_x]) \\
 & \times \exp(i\theta[\sigma_z \otimes \mathbf{1}]) \exp(i\theta[\sigma_z \otimes \sigma_x]) \quad (41)
 \end{aligned}$$

Using the above notation (41), the pulse sequences for the N-qubit gates are given below. Their 4-qubit expansion is shown in Table A in the appendix.

$$U_{\text{Toffoli}} = \exp\left(-i\frac{\pi}{2^N}\mathbf{1}\right) \prod_1^{2^N} \exp\left(-i\frac{\pi}{2^N} \left[ \begin{matrix} -\mathbf{1} \\ \sigma_z \end{matrix} \right] \otimes \begin{matrix} -\mathbf{1} \\ \sigma_z \end{matrix} \otimes \cdots \otimes \begin{matrix} -\mathbf{1} \\ \sigma_z \end{matrix} \otimes \begin{matrix} -\mathbf{1} \\ \sigma_x \end{matrix} \right]\right) \quad (42)$$

$$U_{\text{Fredkin}} = \exp\left(-i\frac{\pi}{2^N}\mathbf{1}\right) \prod_1^{2^N} \exp\left(-i\frac{\pi}{2^N} \left[ \begin{matrix} -\mathbf{1} \\ \sigma_z \end{matrix} \right] \otimes \begin{matrix} -\mathbf{1} \\ \sigma_z \end{matrix} \otimes \cdots \otimes \begin{matrix} \mathbf{1} \\ \sigma_z \end{matrix} \otimes \begin{matrix} -\mathbf{1} \\ \sigma_x \end{matrix} \right]\right) \quad (43)$$

$$U_{\Lambda_2} = \exp\left(-i\frac{\pi}{2^N}\mathbf{1}\right) \prod_1^{2^N} \exp\left(-i\frac{\pi}{2^N} \left[ \begin{matrix} -\mathbf{1} \\ \sigma_z \end{matrix} \right] \otimes \begin{matrix} -\mathbf{1} \\ \sigma_z \end{matrix} \otimes \cdots \otimes \begin{matrix} -\mathbf{1} \\ \sigma_z \end{matrix} \otimes \begin{matrix} -\mathbf{1} \\ \sigma_z \end{matrix} \right]\right) \quad (44)$$

$$U_{\text{Fanout}} = \exp\left(-i\frac{\pi}{4}\mathbf{1}\right) \exp\left(-i\frac{\pi}{2}2^{N-2}I_{2x}I_{3x}\cdots I_{Nx}\right) \quad (45)$$

$$\times \exp\left(i\frac{\pi}{2}2^{N-1}I_{1z}I_{2x}I_{3x}\cdots I_{Nx}\right) \exp\left(i\frac{\pi}{2}I_{1z}\right) \quad (46)$$

$$U_{\text{Parity}} = \exp\left(-i\frac{\pi}{4}\mathbf{1}\right) \exp\left(-i\frac{\pi}{4}\right) \exp\left(i\frac{\pi}{2}2^{N-2}I_{1z}I_{2z}\cdots I_{(N-1)z}\right) \quad (47)$$

$$\times \exp\left(-i\frac{\pi}{2}2^{N-1}I_{1z}I_{2z}I_{3z}\cdots I_{Nx}\right) \exp\left(i\frac{\pi}{2}I_{Nx}\right) \quad (47)$$

$$U_{\text{SWAP}} = \exp\left(-i\frac{\pi}{2}2^{N-1}I_{1z}I_{2z}\cdots I_{(N-1)z}I_{Nx}\right) \exp\left(-i\frac{\pi}{2}2^{N-1}I_{1y}I_{2z}\cdots I_{(N-1)z}I_{Ny}\right) \quad (48)$$

$$\times \exp\left(-i\frac{\pi}{2}2^{N-1}I_{1x}I_{2z}\cdots I_{(N-1)z}I_{Nx}\right) \exp\left(-i\frac{\pi}{2}2^{N-3}I_{2z}I_{3z}\cdots I_{(N-2)z}I_{(N-1)z}\right) \quad (48)$$

### A. Discussion: scalability and construction in Ising systems

From Eqns (42) and (43), the constructional complexity of the Toffoli and Fredkin gates are found to scale exponentially with the number of qubits – specifically, they require  $2^N$  base-operator blocks for their construction. Any unitary operation in the exponentially scaling Hilbert space can be constructed only using Toffoli and Fredkin gates. So, these gates should contain information from all parts of the Hilbert space. It comes as no surprise therefore that the construction of these gates must involve building blocks from the full Hilbert space – and this scales exponentially. Several quantum circuits and algorithms require as a basic component the N-qubit CNOT gate ( $N>3$ ), and exponential scaling in complexity would mean that these cannot be efficiently implemented. This would entail that other artefacts – like the use of scratch bits – need to be introduced to allow these gates to scale polynomially before they can be applied in quantum computing [24].

The construction of pseudopure states is shown to be *exponentially* hard (44), and this has long been suggested to be a limitation of quantum computing by NMR [14, 31].

The Fanout, Parity and SWAP gates show a poly-

nomial scaling in their constructional complexity. Moreover, they involve propagators where only successive spins are excited; and so they can be implemented efficiently on Ising spin chains with nearest neighbour couplings. However, the Toffoli and Fredkin gates *cannot* be efficiently implemented in such Ising systems, for they require an access to the *full* Hilbert space.

### VIII. CONCLUSION

Summarizing, we have determined an algorithmic approach to completely decompose an arbitrary unitary operation  $U$  in NMR quantum computation. Modifications to the algorithm have been suggested to incorporate additional constraints – for example quantum computation on Ising spin chains with nearest neighbour interaction. The application of this technique in simulating Hamiltonians in NMR is proposed. Pulse sequences for the N-qubit Toffoli gate, Fredkin gate and the pseudopure state are shown to scale exponentially with the number of qubits, and appear not to be implementable efficiently on Ising spin chains with nearest neighbour coupling only. Pulse sequences for the Fanout, Parity and SWAP gates, however, scale polynomially and can be constructed on Ising spin chains efficiently.

[1] D. Deutsch and R. Jozsa, Proc. R. Soc. London A **439**, 533 (1992).

[2] P. W. Shor, in *Proceedings of the 35th Annual Sym-*

*posium on Foundations of Computer Science*, edited by S. Goldwasser (IEEE Computer Society, Los Alamitos, CA, 1994), pages 124–164.

- [3] P. W. Shor, *SIAM Journal of Computing*, **26**, 1484 (1997).
- [4] P. R. Simon, In *Proceedings of the 35th Annual Symposium on Foundations of Computer Science*, edited by S. Goldwasser (IEEE Computer Society, Los Alamitos, CA, 1994), pages 116–123.
- [5] L. K. Grover, *Phys. Rev. Lett.* **79**, 325 (1997).
- [6] M. A. Nielsen and I. L. Chuang, *Quantum Computation and Quantum Information* (Cambridge University Press, Cambridge, England, 2000).
- [7] Robin Blume-Kohout, Carlton M. Caves, and Ivan H. Deutsch, *Journal of Optics B: Quantum and Semiclassical Optics* **6**, S801-S806 (2004).
- [8] A. Ekert and R. Jozsa, *Phil. Trans. Roy. Soc. Lond. A*, **356**, 1769 (1998).
- [9] A. Barenco et al, *Phys. Rev. A* **52**, 3457 (1995).
- [10] J.J. Vartiainen, M. Mottonen, M.M. Salomaa, *Phys. Rev. Lett.*, **92**, 17 (2004).
- [11] A.Y. Kitaev, A. H. Shen, and M. N. Vyalyi, *Classical and Quantum Computation*, Graduate Studies in Mathematics Vol. 47, American Mathematical Society, Providence (2002).
- [12] G.L. Long, L. Xiao, *J. Chem. Phys.*, **119**, 8473 (2003).
- [13] R. Raussendorf, HJ Briegel, *Phys. Rev. Lett.* **86**, 5188 (2001).
- [14] J.A. Jones arxiv quant-ph/0002085.
- [15] D. Burgarth, V. Giovannetti, S. Bose, *Phys. Rev. A* **75**, 062327 (2006).
- [16] K.M. Itoh, *Solid State Comm.*, **133**, 747 (2005).
- [17] H. Yuan, S.J. Glaser, N. Khaneja, *Phys. Rev. A* **76**, 012316 (2007).
- [18] I.L. Chuang, L.M.K. Vandersypen, X.L. Zhou, D.W. Leung, S. Lloyd, *Nature (London)* **393**, 143 (1998).
- [19] D.G. Cory et al, arxiv quant-ph/0004104.
- [20] L.M.K. Vandersypen and I.L. Chuang, *Rev Mod Phys*, **76**, 1037 (2004).
- [21] R.R. Ernst, G. Bodenhausen, and A. Wokaun, *Principles of Nuclear Magnetic Resonance in One and Two Dimensions*, Oxford University Press, Oxford (1987).
- [22] S. Helgason, *Differential Geometry, Lie Groups, and Symmetric Spaces*, Academic, New York (1978).
- [23] N. Khaneja, S. Glaser, and R. Brockett, *Phys. Rev. A* **65**, 032301 (2002).
- [24] J. Preskill, *Lecture notes on quantum computation*, California Institute of Technology (1998).
- [25] V.F. Krotov, *Global Methods in Optimal Control*, Marcel Dekker, New York, 1996.
- [26] J. Zhang et al, *Phys. Rev. A* **72**, 012331 (2005).
- [27] M. Christandl, N. Datta, A. Ekert and A. Landahl, *Phys. Rev. Lett* **92**, 18 (2004).
- [28] C. Di Franco et al, *Phys. Rev. A* **77**, 062337 (2008).
- [29] T. Toffoli, *Math. Syst. Theory* **14**, 13 (1981).
- [30] E. Fredkin and T. Toffoli, *Int. J. of Theoretical Physics* **21**, 219 (1982).
- [31] WS Warren, *Science* **277**, 1688 (1997).
- [32] T. Gopinath, R. Das and A. Kumar, quant-ph/0404036v1.
- [33] N. Sinha, T.S. Mahesh, K.V. Ramanathan, A. Kumar, *J. Chem. Phys.* **114**, 4415 (2001).
- [34] C. Moore, quant-ph/9903046.
- [35] P. Hoyer and R. Spalek, *Theory of Computing*, **1**, 81 (2005).

#### APPENDIX A: PULSE SEQUENCES FOR THE IMPLEMENTATION OF 4 QUBIT GATES

<i>Gate</i>	<i>Unitary transformation</i>
TOFFOLI	$ \begin{aligned} U_T = & \exp(-i\frac{\pi}{16}\mathbf{1}) \exp(-i\frac{\pi}{8}I_{1z}) \exp(-i\frac{\pi}{8}I_{2z}) \exp(-i\frac{\pi}{8}I_{3z}) \exp(-i\frac{\pi}{8}I_{4x}) \\ & \times \exp(i\frac{\pi}{8}(2I_{1z}I_{2z})) \exp(i\frac{\pi}{8}(2I_{2z}I_{3z})) \exp(i\frac{\pi}{8}(2I_{3z}I_{4x})) \\ & \times \exp(i\frac{\pi}{8}(2I_{1z}I_{4x})) \exp(i\frac{\pi}{8}(2I_{1z}I_{3z})) \exp(i\frac{\pi}{8}(2I_{2z}I_{4x})) \\ & \times \exp(-i\frac{\pi}{8}(4I_{1z}I_{2z}I_{3z})) \exp(-i\frac{\pi}{8}(4I_{2z}I_{3z}I_{4x})) \exp(-i\frac{\pi}{8}(4I_{1z}I_{3z}I_{4x})) \\ & \times \exp(-i\frac{\pi}{8}(4I_{1z}I_{2z}I_{4x})) \exp(i\frac{\pi}{8}(16I_{1z}I_{2z}I_{3z}I_{4x})) \end{aligned} $
FREDKIN	$ \begin{aligned} U_F = & \exp(-i\frac{\pi}{16}\mathbf{1}) \exp(-i\frac{\pi}{8}I_{1z}) \exp(-i\frac{\pi}{8}I_{2z}) \exp(i\frac{\pi}{8}I_{3z}) \exp(i\frac{\pi}{8}I_{4x}) \\ & \times \exp(i\frac{\pi}{8}(2I_{1z}I_{2z})) \exp(i\frac{\pi}{8}(2I_{2z}I_{3z})) \exp(-i\frac{\pi}{8}(2I_{3z}I_{4x})) \\ & \times \exp(-i\frac{\pi}{8}(2I_{1z}I_{4x})) \exp(-i\frac{\pi}{8}(2I_{1z}I_{3z})) \exp(i\frac{\pi}{8}(2I_{2z}I_{4x})) \\ & \times \exp(-i\frac{\pi}{8}(4I_{1z}I_{2z}I_{3z})) \exp(-i\frac{\pi}{8}(4I_{2z}I_{3z}I_{4x})) \exp(i\frac{\pi}{8}(4I_{1z}I_{3z}I_{4x})) \\ & \times \exp(-i\frac{\pi}{8}(4I_{1z}I_{2z}I_{4x})) \exp(i\frac{\pi}{8}(16I_{1z}I_{2z}I_{3z}I_{4x})) \end{aligned} $
$\Lambda_2$	$ \begin{aligned} U_\Lambda = & \exp(-i\frac{\pi}{16}\mathbf{1}) \exp(-i\frac{\pi}{8}I_{1z}) \exp(-i\frac{\pi}{8}I_{2z}) \exp(-i\frac{\pi}{8}I_{3z}) \exp(-i\frac{\pi}{8}I_{4z}) \\ & \times \exp(i\frac{\pi}{8}(2I_{1z}I_{2z})) \exp(i\frac{\pi}{8}(2I_{2z}I_{3z})) \exp(i\frac{\pi}{8}(2I_{3z}I_{4z})) \\ & \times \exp(i\frac{\pi}{8}(2I_{1z}I_{4z})) \exp(i\frac{\pi}{8}(2I_{1z}I_{3z})) \exp(i\frac{\pi}{8}(2I_{2z}I_{4z})) \\ & \times \exp(-i\frac{\pi}{8}(4I_{1z}I_{2z}I_{3z})) \exp(-i\frac{\pi}{8}(4I_{2z}I_{3z}I_{4z})) \exp(-i\frac{\pi}{8}(4I_{1z}I_{3z}I_{4z})) \\ & \times \exp(-i\frac{\pi}{8}(4I_{1z}I_{2z}I_{4z})) \exp(i\frac{\pi}{8}(16I_{1z}I_{2z}I_{3z}I_{4z})) \end{aligned} $
FANOUT	$U_{Fan} = \exp(i\frac{\pi}{4}\mathbf{1}) \exp(-i\frac{\pi}{2}(4I_{2x}I_{3x}I_{4x})) \exp(i\frac{\pi}{2}(8I_{1z}I_{2x}I_{3x}I_{4x})) \exp(-i\frac{\pi}{2}I_{1z})$
PARITY	$U_P = \exp(-i\frac{\pi}{4}\mathbf{1}) \exp(i\frac{\pi}{2}(4I_{1z}I_{2z}I_{3z})) \exp(-i\frac{\pi}{2}(8I_{1z}I_{2z}I_{3z}I_{4x})) \exp(i\frac{\pi}{2}I_{4x})$
SWAP(1,4)	$ \begin{aligned} U_S = & \exp(-i\frac{\pi}{2}(8I_{1z}I_{2z}I_{3z}I_{4z})) \exp(-i\frac{\pi}{2}(8I_{1x}I_{2z}I_{3z}I_{4x})) \\ & \times \exp(-i\frac{\pi}{2}(8I_{1y}I_{2z}I_{3z}I_{4y})) \exp(i\frac{\pi}{2}(2I_{2z}I_{3z})) \end{aligned} $