

Simple relationship between the virial-route hypernetted-chain and the compressibility-route Percus–Yevick values of the fourth virial coefficient

Andrés Santos* and Gema Manzano

Departamento de Física, Universidad de Extremadura, E-06071 Badajoz, Spain

As is well known, approximate integral equations for liquids, such as the hypernetted chain (HNC) and Percus–Yevick (PY) theories, are in general thermodynamically inconsistent in the sense that the macroscopic properties obtained from the spatial correlation functions depend on the route followed. In particular, the values of the fourth virial coefficient B_4 predicted by the HNC and PY approximations via the virial route differ from those obtained via the compressibility route. Despite this, it is shown in this paper that the value of B_4 obtained from the virial route in the HNC theory is exactly three halves the value obtained from the compressibility route in the PY theory, irrespective of the interaction potential (whether isotropic or not), the number of components, and the dimensionality of the system. This simple relationship is confirmed in one-component systems by analytical results for the one-dimensional penetrable-square-well model and the three-dimensional penetrable-sphere model, as well as by numerical results for the one-dimensional Lennard–Jones model, the one-dimensional Gaussian core model, and the three-dimensional square-well model.

I. INTRODUCTION AND STATEMENT OF THE PROBLEM

According to equilibrium statistical mechanics,^{1–3} all the relevant structural and thermodynamic properties of a one-component fluid made of particles interacting via a pairwise potential $\phi(\mathbf{r}) = \phi(-\mathbf{r})$ are contained in the pair correlation function $g(\mathbf{r}; \rho, \beta) = g(-\mathbf{r}; \rho, \beta)$, where ρ is the number density and $\beta = 1/k_B T$ is the inverse temperature. In particular, the thermodynamic quantities of the fluid can be obtained from $g(\mathbf{r}; \rho, \beta)$ through different routes. The most common ones are the virial route,

$$Z(\rho, \beta) \equiv \frac{\beta p}{\rho} = 1 + \frac{\rho}{2d} \int d\mathbf{r} y(\mathbf{r}; \rho, \beta) \mathbf{r} \cdot \nabla f(\mathbf{r}; \beta), \quad (1.1)$$

the compressibility route,

$$\begin{aligned} \chi(\rho, \beta) &\equiv \left(\beta \frac{\partial p}{\partial \rho} \right)^{-1} \\ &= 1 + \rho \int d\mathbf{r} \{ [f(\mathbf{r}; \beta) + 1] y(\mathbf{r}; \rho, \beta) - 1 \}, \end{aligned} \quad (1.2)$$

and the energy route

$$u(\rho, \beta) = \frac{d}{2\beta} - \frac{\rho}{2} \int d\mathbf{r} y(\mathbf{r}; \rho, \beta) \frac{\partial}{\partial \beta} f(\mathbf{r}; \beta). \quad (1.3)$$

In Eqs. (1.1)–(1.3), p is the pressure, Z is the compressibility factor, d is the dimensionality of the system, χ is the isothermal susceptibility, u is the internal energy per particle, $f(\mathbf{r}) \equiv e^{-\beta\phi(\mathbf{r})} - 1$ is the Mayer function, and $y(\mathbf{r}) \equiv \exp[\beta\phi(\mathbf{r})]g(\mathbf{r})$ is the so-called cavity function. Note that in Eq. (1.2) the integrand $[f(\mathbf{r}) + 1]y(\mathbf{r}) - 1 = g(\mathbf{r}) - 1 \equiv h(\mathbf{r})$ is the total correlation function. It is related to the direct correlation function $c(\mathbf{r})$ through the Ornstein–Zernike (OZ) relation³

$$h(\mathbf{r}) = c(\mathbf{r}) + \rho \int d\mathbf{r}' h(\mathbf{r} - \mathbf{r}') c(\mathbf{r}'). \quad (1.4)$$

In terms of $c(\mathbf{r})$, the compressibility equation of state (1.2) can be rewritten as

$$\chi^{-1} = 1 - \rho \tilde{c}, \quad (1.5)$$

where

$$\tilde{c} = \int d\mathbf{r} c(\mathbf{r}) \quad (1.6)$$

is the spatial integral of $c(\mathbf{r})$ or, equivalently, its Fourier transform at zero wavenumber.

Thermodynamic relations establish that

$$\chi^{-1}(\rho, \beta) = \frac{\partial}{\partial \rho} [\rho Z(\rho, \beta)], \quad (1.7)$$

$$\rho \frac{\partial}{\partial \rho} u(\rho, \beta) = \frac{\partial}{\partial \beta} Z(\rho, \beta). \quad (1.8)$$

Of course, the *exact* correlation function $g^{\text{exact}}(\mathbf{r}; \rho, \beta)$ yields functions $Z(\rho, \beta)$, $\chi(\rho, \beta)$, and $u(\rho, \beta)$ satisfying Eqs. (1.7) and (1.8). On the other hand, except in one-dimensional problems restricted to nearest-neighbor interactions, the function $g^{\text{exact}}(\mathbf{r}; \rho, \beta)$ is not known and so one has to resort to approximations. The price to be paid is that, in general, an approximate function $g^{\text{app}}(\mathbf{r}; \rho, \beta)$ violates Eqs. (1.7) and (1.8) and so it is thermodynamically *inconsistent*. There exist, however, a small number of approximations in which the energy route is consistent with the virial route, i.e., Eq. (1.8) is verified. This class of approximations includes the hypernetted chain⁴ (HNC) and the linearized Debye–Hückel⁵ theories for arbitrary potentials, the mean-spherical approximation for soft-potentials,⁶ and the hard-sphere limit of the square-shoulder potential for any approximation.^{7,8} On the other hand, even in those cases the virial-compressibility consistency condition, Eq. (1.7), is not satisfied. In fact, some liquid state theories include one or more adjustable state-dependent parameters which

are tuned to achieve thermodynamic consistency between two or more routes. This is the case, for instance, of the modified HNC closure,^{9,10} the Rogers–Young closure,¹¹ the Zerah–Hansen closure,¹² the self-consistent Ornstein–Zernike approximation,¹³ the hierarchical reference theory,¹⁴ Lee’s theory based on the zero-separation theorems,¹⁵ the generalized MSA,¹⁶ or the rational-function approximation.¹⁷

The thermodynamic inconsistency problem manifests itself at the level of the virial coefficients $B_n(\beta)$. They are defined by the series expansion

$$Z(\rho, \beta) = 1 + \sum_{n=1}^{\infty} B_{n+1}(\beta) \rho^n. \quad (1.9)$$

Likewise, the series expansion of the isothermal susceptibility, the internal energy, and the cavity function in powers of density can be written as

$$\chi(\rho, \beta) = 1 + \sum_{n=1}^{\infty} \chi_{n+1}(\beta) \rho^n, \quad (1.10)$$

$$u(\rho, \beta) = \frac{d}{2\beta} + \sum_{n=1}^{\infty} u_{n+1}(\beta) \rho^n, \quad (1.11)$$

$$y(\mathbf{r}; \rho, \beta) = 1 + \sum_{n=1}^{\infty} y_n(\mathbf{r}; \beta) \rho^n. \quad (1.12)$$

Inserting Eq. (1.12) into Eq. (1.1) one can express B_n in terms of an integral involving y_{n-2} ,

$$B_{n,v}(\beta) = \frac{1}{2d} \int d\mathbf{r} y_{n-2}(\mathbf{r}; \beta) \mathbf{r} \cdot \nabla f(\mathbf{r}; \beta), \quad n \geq 2, \quad (1.13)$$

where we use the subscript “v” to emphasize that Eq. (1.13) gives the n th virial coefficient through the *virial* route. Similarly, insertion of Eq. (1.12) into Eqs. (1.2) and (1.3) yields

$$\chi_2(\beta) = \int d\mathbf{r} f(\mathbf{r}; \beta), \quad (1.14)$$

$$\chi_n(\beta) = \int d\mathbf{r} [f(\mathbf{r}; \beta) + 1] y_{n-2}(\mathbf{r}; \beta), \quad n \geq 3, \quad (1.15)$$

$$u_n(\beta) = -\frac{1}{2} \int d\mathbf{r} y_{n-2}(\mathbf{r}; \beta) \frac{\partial}{\partial \beta} f(\mathbf{r}; \beta), \quad n \geq 2. \quad (1.16)$$

Use of the thermodynamic relations (1.7) and (1.8) allows one to express the virial coefficients B_n from the coefficients χ_n and u_n , respectively, as

$$B_{n,c}(\beta) = -\frac{1}{n} \sum_{m=1}^{n-1} m B_{m,c}(\beta) \chi_{n+1-m}(\beta), \quad n \geq 2, \quad (1.17)$$

$$u_n(\beta) = \frac{1}{n-1} \frac{\partial}{\partial \beta} B_{n,e}(\beta), \quad n \geq 2. \quad (1.18)$$

Here the subscripts “c” and “e” denote virial coefficients obtained via the *compressibility* and *energy* routes, respectively. Obviously, the exact functions y_n^{exact} give consistent virial coefficients, i.e., $B_{n,v}^{\text{exact}} = B_{n,c}^{\text{exact}} = B_{n,e}^{\text{exact}}$. As said above, the HNC theory provides consistent thermodynamic properties through the energy and virial routes only, i.e., $B_{n,v}^{\text{HNC}} = B_{n,e}^{\text{HNC}} \neq B_{n,c}^{\text{HNC}}$. Except for a few cases,^{5–8} an approximate theory generally predicts different sets of thermodynamic quantities from the three routes. This is the case of the well-known Percus–Yevick (PY) theory,^{1–3} i.e., $B_{n,v}^{\text{PY}} \neq B_{n,e}^{\text{PY}} \neq B_{n,c}^{\text{PY}}$.

Most of the liquid state theories, including HNC and PY, give the exact cavity function to first order in density and hence provide the exact second and third virial coefficients. Therefore, the fourth virial coefficient is usually the earliest one revealing the approximate nature of the theory. In principle, the two HNC coefficients ($B_{4,v}^{\text{HNC}} = B_{4,e}^{\text{HNC}}$ and $B_{4,c}^{\text{HNC}}$) and the three PY coefficients ($B_{4,v}^{\text{PY}}$, $B_{4,e}^{\text{PY}}$, and $B_{4,c}^{\text{PY}}$) are unrelated. On the other hand, recent analytical evaluations of the fourth virial coefficient for the three-dimensional penetrable-sphere potential¹⁸ and for the one-dimensional penetrable-square-well potential¹⁹ show a remarkably simple relationship between $B_{4,v}^{\text{HNC}}$ and $B_{4,c}^{\text{PY}}$, namely

$$B_{4,v}^{\text{HNC}}(\beta) = \frac{3}{2} B_{4,c}^{\text{PY}}(\beta), \quad (1.19)$$

where, according to Eq. (1.17),

$$B_{4,c} = \frac{1}{4} (2\chi_2\chi_3 - \chi_2^3 - \chi_4). \quad (1.20)$$

The two potentials considered in Refs. 18,19 have two common features: they are (i) bounded and (ii) stepwise constant. Thus, it might be the case that the relation (1.19) is closely connected to one or both features, not being generally valid. The aim of this paper is to show that this is not the case by proving Eq. (1.19) for any dimensionality d and any potential $\phi(\mathbf{r})$. Furthermore, we will show that Eq. (1.19) can be extended to fluid mixtures with any number of components.

This paper is organized as follows. The diagrammatic representation of the cavity function to second order in density and of the fourth virial coefficient is presented in Sec. II. This is followed by the mathematical proof of Eq. (1.19), where use is made of identities derived in the Appendix. Section III provides a few examples where Eq. (1.19) is numerically verified. Next, it is shown in Sec. IV that the results remain valid in the more general case of a multicomponent fluid. Finally, the results are discussed in Sec. V.

II. PROOF OF THE RELATIONSHIP

$$B_{4,v}^{\text{HNC}} = \frac{3}{2} B_{4,c}^{\text{PY}}$$

Statistical-mechanical methods allow one to express the functions $y_n(\mathbf{r}; \beta)$ as sums of n -particle multiple integrals of products of Mayer functions. These integrals are conveniently represented by diagrams.¹⁻³ In particular,

$$y_1(\mathbf{r}; \beta) = \begin{array}{c} \bullet \\ \diagup \quad \diagdown \\ \circ \quad \circ \end{array}, \quad (2.1)$$

$$y_2^{\text{exact}}(\mathbf{r}; \beta) = \frac{1}{2} \left(2 \begin{array}{c} \bullet \quad \bullet \\ \diagup \quad \diagdown \\ \circ \quad \circ \end{array} + 4 \begin{array}{c} \bullet \quad \bullet \\ \diagup \quad \diagdown \\ \circ \quad \circ \end{array} + \begin{array}{c} \bullet \quad \bullet \\ \diagup \quad \diagdown \\ \circ \quad \circ \end{array} + \begin{array}{c} \bullet \quad \bullet \\ \diagup \quad \diagdown \\ \circ \quad \circ \end{array} \right). \quad (2.2)$$

The open circles represent two fixed *root* points separated by a vector $\mathbf{r}_{12} = \mathbf{r}$, the filled circles represent *field* points to be integrated out, and each bond represents a Mayer function. For instance,

$$\begin{array}{c} \bullet \\ \diagup \quad \diagdown \\ \circ \quad \circ \end{array} = \int d\mathbf{3} f_{13} f_{23}, \quad (2.3)$$

$$\begin{array}{c} \bullet \quad \bullet \\ \diagup \quad \diagdown \\ \circ \quad \circ \end{array} = \int d\mathbf{3} \int d\mathbf{4} f_{13} f_{34} f_{24} f_{14}, \quad (2.4)$$

where $d\mathbf{i} \equiv d\mathbf{r}_i$ and $f_{ij} = f_{ji} \equiv f(\mathbf{r}_i - \mathbf{r}_j; \beta)$. The factors 2 and 4 affecting the first and second diagrams of Eq. (2.2), respectively, reflect the degeneracies of those diagrams with respect to the exchange of field points or of root points. As will be seen in Sec. IV, these degeneracies are broken down in the multicomponent case.

Both the HNC and the PY approximations are consistent with Eq. (2.1) but not with Eq. (2.2). In the case of HNC, the last diagram on the right-hand side of Eq. (2.2) is neglected, while PY neglects the last two diagrams. More in general, imagine an approximation that includes those last two diagrams but with weights λ_1 and λ_2 , respectively:

$$y_2^{(\lambda_1, \lambda_2)}(\mathbf{r}; \beta) = \frac{1}{2} \left(2 \begin{array}{c} \bullet \quad \bullet \\ \diagup \quad \diagdown \\ \circ \quad \circ \end{array} + 4 \begin{array}{c} \bullet \quad \bullet \\ \diagup \quad \diagdown \\ \circ \quad \circ \end{array} + \lambda_1 \begin{array}{c} \bullet \quad \bullet \\ \diagup \quad \diagdown \\ \circ \quad \circ \end{array} + \lambda_2 \begin{array}{c} \bullet \quad \bullet \\ \diagup \quad \diagdown \\ \circ \quad \circ \end{array} \right). \quad (2.5)$$

The class of functions $y_2^{(\lambda_1, \lambda_2)}(\mathbf{r}; \beta)$ includes the exact, HNC, and PY functions as special cases:

$$\begin{aligned} y_2^{\text{exact}}(\mathbf{r}; \beta) &= y_2^{(1,1)}(\mathbf{r}; \beta), \\ y_2^{\text{HNC}}(\mathbf{r}; \beta) &= y_2^{(1,0)}(\mathbf{r}; \beta), \\ y_2^{\text{PY}}(\mathbf{r}; \beta) &= y_2^{(0,0)}(\mathbf{r}; \beta). \end{aligned} \quad (2.6)$$

Substitution of Eq. (2.5) into Eq. (1.13) for $n = 4$ yields

$$B_{4,v}^{(\lambda_1, \lambda_2)}(\beta) = \frac{1}{4d} \left(2 \begin{array}{c} \bullet \quad \bullet \\ \diagup \quad \diagdown \\ \bullet \quad \bullet \end{array} + 4 \begin{array}{c} \bullet \quad \bullet \\ \diagup \quad \diagdown \\ \bullet \quad \bullet \end{array} + \lambda_1 \begin{array}{c} \bullet \quad \bullet \\ \diagup \quad \diagdown \\ \bullet \quad \bullet \end{array} + \lambda_2 \begin{array}{c} \bullet \quad \bullet \\ \diagup \quad \diagdown \\ \bullet \quad \bullet \end{array} \right), \quad (2.7)$$

where here one of the root points has become a field point and a dashed bond represents a term of the form $\mathbf{r} \cdot \nabla f(\mathbf{r})$. For instance,

$$\begin{array}{c} \bullet \quad \bullet \\ \diagup \quad \diagdown \\ \bullet \quad \bullet \end{array} = \int d\mathbf{2} \int d\mathbf{3} \int d\mathbf{4} f_{13} f_{34} f_{24} f_{14} \mathbf{r}_{12} \cdot \nabla_{12} f_{12}. \quad (2.8)$$

Note that the one-root diagrams do not depend on the location of the root, so they can be expressed as zero-root diagrams divided by the d -dimensional volume V . For example,

$$\begin{array}{c} \bullet \quad \bullet \\ \diagup \quad \diagdown \\ \bullet \quad \bullet \end{array} = \begin{array}{c} \circ \quad \circ \\ \diagup \quad \diagdown \\ \bullet \quad \bullet \end{array} = \frac{1}{V} \begin{array}{c} \bullet \quad \bullet \\ \diagup \quad \diagdown \\ \bullet \quad \bullet \end{array}. \quad (2.9)$$

In the case of the isothermal susceptibility coefficients, Eqs. (1.14), (1.15), (2.1), and (2.5) give

$$\chi_2 = \begin{array}{c} \bullet \\ \diagup \quad \diagdown \\ \circ \quad \circ \end{array}, \quad (2.10)$$

$$\chi_3 = \begin{array}{c} \bullet \\ \diagup \quad \diagdown \\ \circ \quad \circ \end{array} + \begin{array}{c} \bullet \\ \diagup \quad \diagdown \\ \bullet \quad \bullet \end{array}, \quad (2.11)$$

$$\begin{aligned} \chi_4^{(\lambda_1, \lambda_2)}(\beta) &= \begin{array}{c} \bullet \quad \bullet \\ \diagup \quad \diagdown \\ \bullet \quad \bullet \end{array} + \frac{2 + \lambda_1}{2} \begin{array}{c} \bullet \quad \bullet \\ \diagup \quad \diagdown \\ \bullet \quad \bullet \end{array} + 2 \begin{array}{c} \bullet \quad \bullet \\ \diagup \quad \diagdown \\ \bullet \quad \bullet \end{array} \\ &+ \frac{4 + \lambda_1 + \lambda_2}{2} \begin{array}{c} \bullet \quad \bullet \\ \diagup \quad \diagdown \\ \bullet \quad \bullet \end{array} + \frac{\lambda_2}{2} \begin{array}{c} \bullet \quad \bullet \\ \diagup \quad \diagdown \\ \bullet \quad \bullet \end{array}. \end{aligned} \quad (2.12)$$

In Eq. (2.12) we have taken into account that

$$\begin{array}{c} \bullet \quad \bullet \\ \diagup \quad \diagdown \\ \bullet \quad \bullet \end{array} = \begin{array}{c} \bullet \quad \bullet \\ \diagup \quad \diagdown \\ \bullet \quad \bullet \end{array} = \begin{array}{c} \bullet \quad \bullet \\ \diagup \quad \diagdown \\ \bullet \quad \bullet \end{array}. \quad (2.13)$$

Equations (1.20) and (2.10)–(2.12) readily give

$$\begin{aligned} B_{4,c}^{(\lambda_1, \lambda_2)}(\beta) &= -\frac{2 + \lambda_1}{8} \begin{array}{c} \bullet \quad \bullet \\ \diagup \quad \diagdown \\ \bullet \quad \bullet \end{array} - \frac{4 + \lambda_1 + \lambda_2}{8} \begin{array}{c} \bullet \quad \bullet \\ \diagup \quad \diagdown \\ \bullet \quad \bullet \end{array} \\ &- \frac{\lambda_2}{8} \begin{array}{c} \bullet \quad \bullet \\ \diagup \quad \diagdown \\ \bullet \quad \bullet \end{array}, \end{aligned} \quad (2.14)$$

where use has been made of the properties

$$\chi_2 \chi_3 = \begin{array}{c} \bullet \quad \bullet \\ \diagup \quad \diagdown \\ \bullet \quad \bullet \end{array} + \begin{array}{c} \bullet \quad \bullet \\ \diagup \quad \diagdown \\ \bullet \quad \bullet \end{array}, \quad \chi_2^3 = \begin{array}{c} \bullet \quad \bullet \\ \diagup \quad \diagdown \\ \bullet \quad \bullet \end{array}. \quad (2.15)$$

Equation (2.14) can also be obtained from Eq. (1.5). This is the path followed in Sec. IV for the multicomponent case.

Now, in order to connect Eqs. (2.7) and (2.14), we need to make use of the following properties² (see the Appendix for a derivation):

$$\begin{array}{|c|} \hline \square \\ \hline \end{array} = -\frac{3d}{4} \begin{array}{|c|} \hline \square \\ \hline \end{array}, \quad (2.16)$$

$$\begin{array}{|c|} \hline \square \\ \hline \end{array} + \frac{1}{4} \begin{array}{|c|} \hline \square \\ \hline \end{array} = -\frac{3d}{4} \begin{array}{|c|} \hline \square \\ \hline \end{array}, \quad (2.17)$$

$$\begin{array}{|c|} \hline \square \\ \hline \end{array} = -\frac{d}{2} \begin{array}{|c|} \hline \square \\ \hline \end{array}. \quad (2.18)$$

Therefore, Eq. (2.7) can be rewritten as

$$B_{4,v}^{(\lambda_1, \lambda_2)}(\beta) = -\frac{3}{8} \begin{array}{|c|} \hline \square \\ \hline \end{array} - \frac{3}{4} \begin{array}{|c|} \hline \square \\ \hline \end{array} - \frac{\lambda_2}{8} \begin{array}{|c|} \hline \square \\ \hline \end{array} + \frac{\lambda_1 - 1}{4d} \begin{array}{|c|} \hline \square \\ \hline \end{array}. \quad (2.19)$$

Comparison between Eqs. (2.14) and (2.19) shows that

$$B_{4,v}^{(1, \lambda_2)}(\beta) = \frac{3}{2 + \lambda_1} B_{4,c}^{(\lambda_1, \lambda_1)}(\beta), \quad (2.20)$$

provided that

$$\lambda_2 = \frac{3\lambda_1}{2 + \lambda_1}. \quad (2.21)$$

This is the main result of this paper. If $\lambda_1 = 1$ then $\lambda_2 = 1$ and we recover the exact consistency condition: $B_{4,v}^{\text{exact}} = B_{4,c}^{\text{exact}}$. On the other hand, the choice $\lambda_1 = 0$ yields the sought result, Eq. (1.19).

It is quite apparent that the Eq. (2.20) is, from a mathematical point of view, more general than (1.19). Let us define the (λ_1, λ_1) -subclass of approximations as the one compatible with Eq. (2.5) with $0 \leq \lambda_1 = \lambda_2 \leq 1$. Analogously, we define the $(1, \lambda_2)$ -subclass of approximations as the one with $\lambda_1 = 1$ and $0 \leq \lambda_2 \leq 1$. Obviously, any approximation retaining the exact $y_2(r)$ (i.e., $\lambda_1 = \lambda_2 = 1$) belongs to both subclasses. On the other hand, the PY and HNC theories are members of the (λ_1, λ_1) -subclass and $(1, \lambda_2)$ -subclass, respectively. Equations (2.20) and (2.21) then state that, for any (λ_1, λ_1) -subclass approximation, there exists a specific $(1, \lambda_2)$ -subclass approximation, such that the compressibility and virial values, respectively, of B_4 are proportional each other. The connection between both subclasses is schematically illustrated in Fig. 1. Interestingly, the largest deviation of the proportionality factor from 1 occurs at $\lambda_1 = 0$, i.e., in the case of the PY and HNC pair.

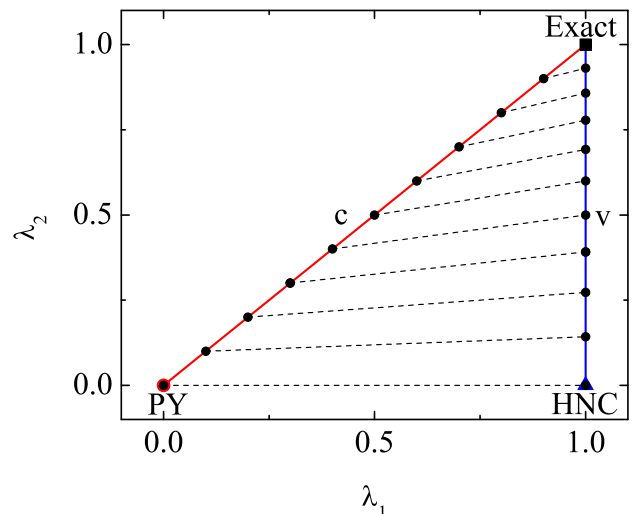


FIG. 1: The diagonal (labeled c) and vertical (labeled v) lines represent the (λ_1, λ_1) -subclass and the $(1, \lambda_2)$ -subclass of approximations, respectively. Both lines intersect in the exact case $\lambda_1 = \lambda_2 = 1$, while the other ends correspond to the PY and HNC approximations, respectively. The virial-route value of the fourth virial coefficient in any $(1, \lambda_2)$ -subclass approximation is related to the compressibility-route value in a given (λ_1, λ_1) -subclass approximation. This is represented by the dots connected by dashed lines.

III. NUMERICAL EXAMPLES

As said in Sec. I, the simple relationship (1.19) derived in the preceding section is confirmed by analytical results for the three-dimensional penetrable-sphere model¹⁸ and for the one-dimensional penetrable-square-well potential.¹⁹ The analytical derivation of the exact, HNC, and PY expressions of the fourth virial coefficient was possible in Refs. 18,19 thanks to the simplicity of the interaction models (stepwise constant). In general, however, the computation of B_4 is a complicated task that requires numerical methods, especially in the case of continuous potentials.

As a numerical test of Eq. (1.19), we have numerically evaluated B_4^{exact} , $B_{4,v}^{\text{HNC}}$, $B_{4,c}^{\text{HNC}}$, $B_{4,v}^{\text{PY}}$, and $B_{4,c}^{\text{PY}}$ for two one-dimensional interaction models. The first one is the conventional Lennard-Jones (LJ) potential:

$$\phi(\mathbf{r}) = 4\epsilon \left[\left(\frac{\sigma}{r} \right)^{12} - \left(\frac{\sigma}{r} \right)^6 \right]. \quad (3.1)$$

This is an unbounded potential, repulsive for $r < 2^{1/6}\sigma$ and attractive for $r > 2^{1/6}\sigma$. As a second example, we have considered the bounded, purely repulsive Gaussian core model,²⁰

$$\phi(\mathbf{r}) = \epsilon \exp \left[-(r/\sigma)^2 \right]. \quad (3.2)$$

The results are displayed in Figs. 2 and 3, respectively. In the case of the LJ potential, Fig. 2 shows that the best general agreement with the exact results are provided by

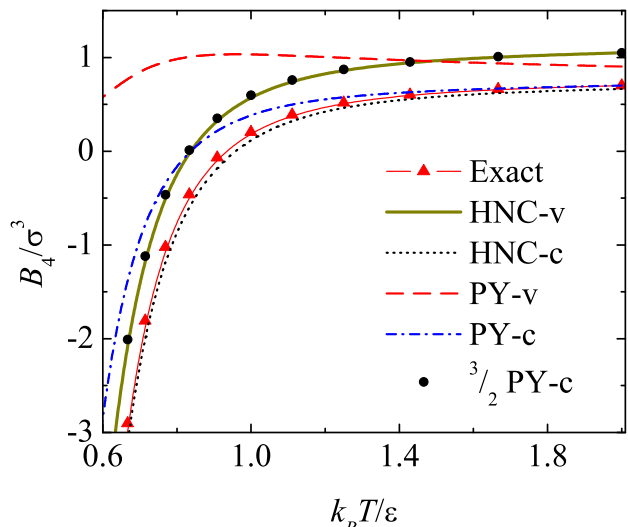


FIG. 2: Temperature dependence of the fourth virial coefficient for the one-dimensional LJ potential. The thin line with triangles represent the exact results, while $B_{4,v}^{\text{HNC}}$, $B_{4,c}^{\text{HNC}}$, $B_{4,v}^{\text{PY}}$, and $B_{4,c}^{\text{PY}}$ are represented by the thick solid, dotted, dashed, and dash-dotted lines, respectively. The circles represent the values of $\frac{3}{2}B_{4,c}^{\text{PY}}$, which fall on the $B_{4,v}^{\text{HNC}}$ curve.

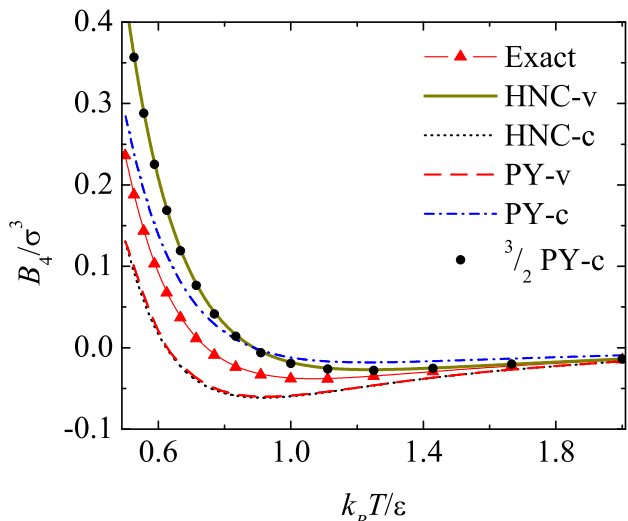


FIG. 3: Same as in Fig. 2, but for the one-dimensional Gaussian potential. Note that the $B_{4,c}^{\text{HNC}}$ and $B_{4,v}^{\text{PY}}$ curves are hardly distinguishable in this case.

$B_{4,c}^{\text{HNC}}$ and the worst by $B_{4,v}^{\text{PY}}$. As the temperature increases, $B_{4,c}^{\text{PY}}$ eventually becomes quite accurate. What is more important from the point of view of this work is that the numerical values of $\frac{3}{2}B_{4,c}^{\text{PY}}$ are practically indistinguishable from those of $B_{4,v}^{\text{HNC}}$, in agreement with Eq. (1.19).

Regarding the Gaussian core potential, Fig. 3 shows that $B_{4,c}^{\text{PY}}$ provides the best description for $k_B T/\epsilon \lesssim 0.9$, while $B_{4,v}^{\text{HNC}}$ does for $k_B T/\epsilon \gtrsim 0.9$. It is also noteworthy that $B_{4,c}^{\text{HNC}} \simeq B_{4,v}^{\text{PY}}$ for the whole temperature range

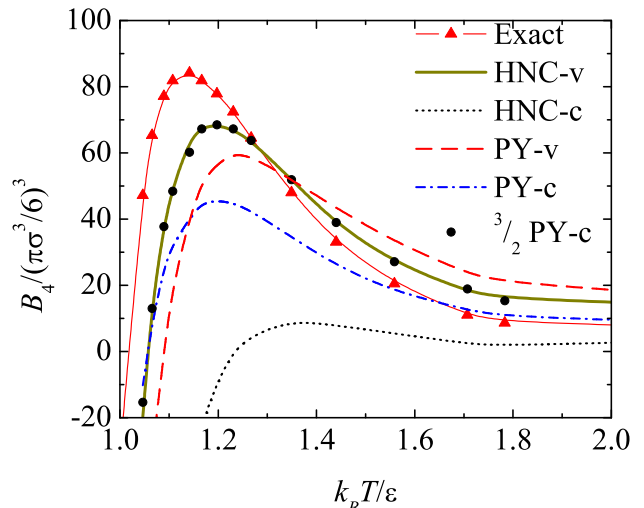


FIG. 4: Same as in Fig. 2, but for the three-dimensional SW potential with $\lambda = 1.5$. The data have been extracted from Fig. 10 of Ref. 21.

shown. Again, the numerical results confirm Eq. (1.19).

As a final test, we have turned our attention to the pioneering numerical evaluation by Barker and Henderson²¹ of the fourth virial coefficient (they also considered the fifth one) for the three-dimensional square-well (SW) potential

$$\phi(\mathbf{r}) = \begin{cases} \infty, & r < \sigma, \\ -\epsilon, & \sigma < r < \lambda\sigma, \\ 0, & r > \lambda\sigma. \end{cases} \quad (3.3)$$

The results for a potential range $\lambda = 1.5$ are displayed in Fig. 4. In this case, $B_{4,v}^{\text{HNC}}$ and $B_{4,c}^{\text{PY}}$ give the most accurate results for $1 \lesssim k_B T/\epsilon \lesssim 1.5$ and $k_B T/\epsilon \gtrsim 1.5$, respectively. Moreover, both approximations are observed to be consistent with Eq. (1.19) within unavoidable numerical uncertainties.

IV. EXTENSION TO FLUID MIXTURES

So far, in Secs. I–III we have assumed a one-component fluid. However, the main result of this paper, Eq. (1.19), can be extended to the case of a mixture, as shown below.

Let us consider a multicomponent fluid made of an arbitrary number of species with mole fractions x_i , at density ρ and inverse temperature β . The interaction potential between a particle of species i and a particle of species j is $\phi_{ij}(\mathbf{r}) = \phi_{ji}(-\mathbf{r})$. The pair correlation and cavity functions are $g_{ij}(\mathbf{r}; \rho; \beta; \{x_k\})$ and $y_{ij}(\mathbf{r}; \rho; \beta; \{x_k\}) = \exp[\beta\phi_{ij}(\mathbf{r})]g_{ij}(\mathbf{r}; \rho; \beta; \{x_k\})$, respectively. The multicomponent version of Eq. (1.1) is simply

$$Z = 1 + \frac{\rho}{2d} \sum_{i,j} x_i x_j \int d\mathbf{r} y_{ij}(\mathbf{r}) \mathbf{r} \cdot \nabla f_{ij}(\mathbf{r}). \quad (4.1)$$

The compressibility equation of state for the multicomponent case is more conveniently expressed as a generalization of Eq. (1.5) rather than of Eq. (1.2). It is given by?

$$\chi^{-1} = 1 - \rho \sum_{i,j} x_i x_j \tilde{c}_{ij}, \quad (4.2)$$

where $\tilde{c}_{ij} = \tilde{c}_{ji}$ are spatial integrals of the direct correlation functions $c_{ij}(\mathbf{r})$. The latter are defined in terms of the total correlation functions $h_{ij}(\mathbf{r}) \equiv g_{ij}(\mathbf{r}) - 1$ via the OZ relation

$$h_{ij}(\mathbf{r}) = c_{ij}(\mathbf{r}) + \rho \sum_k x_k \int d\mathbf{r}' h_{ik}(\mathbf{r} - \mathbf{r}') c_{kj}(\mathbf{r}'). \quad (4.3)$$

This equation yields

$$\tilde{h}_{ij} = \tilde{c}_{ij} + \rho \sum_k x_k \tilde{h}_{ik} \tilde{c}_{kj}, \quad (4.4)$$

where again the tilde denotes spatial integration.

Let us now consider the virial expansion. The virial coefficients B_n are still defined by Eq. (1.9), but now they can be expressed in terms of composition-independent coefficients. For instance,

$$B_2 = \sum_{i,j} x_i x_j B_{ij}, \quad (4.5)$$

$$B_3 = \sum_{i,j} x_i x_j x_k B_{ijk}, \quad (4.6)$$

$$B_4 = \sum_{i,j,k,\ell} x_i x_j x_k x_\ell B_{ijkl}. \quad (4.7)$$

As for the correlation functions, the generalization of Eq. (1.12) reads

$$y_{ij}(\mathbf{r}) = 1 + \sum_{n=1}^{\infty} y_{ij;n}(\mathbf{r}) \rho^n. \quad (4.8)$$

A similar expansion can be carried out for $h_{ij}(\mathbf{r})$ and $c_{ij}(\mathbf{r})$. In particular,

$$\tilde{h}_{ij;0} = \tilde{f}_{ij}, \quad (4.9)$$

$$\tilde{h}_{ij;n} = \tilde{y}_{ij;n} + \tilde{f} y_{ij;n}, \quad n \geq 1, \quad (4.10)$$

$$\tilde{c}_{ij;0} = \tilde{f}_{ij}, \quad (4.11)$$

$$\tilde{c}_{ij;1} = \tilde{y}_{ij;1} + \tilde{f} y_{ij;1} - \sum_k x_k \tilde{f}_{ik} \tilde{f}_{kj}, \quad (4.12)$$

$$\begin{aligned} \tilde{c}_{ij;2} &= \tilde{y}_{ij;2} + \tilde{f} y_{ij;2} - \sum_k x_k \tilde{f}_{ik} \left(\tilde{y}_{kj;1} + \tilde{f} y_{kj;1} \right) \\ &\quad - \sum_k x_k \tilde{f}_{jk} \left(\tilde{y}_{ki;1} + \tilde{f} y_{ki;1} \right) + \sum_{k,\ell} x_k x_\ell \tilde{f}_{ik} \tilde{f}_{k\ell} \tilde{f}_{\ell j}. \end{aligned} \quad (4.13)$$

In these equations, $\tilde{f} y_{ij;n}$ denotes the spatial integral of $f_{ij}(\mathbf{r}) y_{ij;n}(\mathbf{r})$

The coefficients $y_{ij;n}(\mathbf{r})$ in Eq. (4.8) are polynomials of degree n in the mole fractions. In particular,

$$y_{ij;1}(\mathbf{r}) = \sum_k x_k y_{ij|k}(\mathbf{r}), \quad (4.14)$$

$$y_{ij;2}(\mathbf{r}) = \sum_{k,\ell} x_k x_\ell y_{ij|k\ell}(\mathbf{r}). \quad (4.15)$$

Analogously,

$$c_{ij;2}(\mathbf{r}) = \sum_{k,\ell} x_k x_\ell c_{ij|k\ell}(\mathbf{r}). \quad (4.16)$$

From Eqs. (1.7) and (4.2) it follows that the fourth virial coefficient provided by the compressibility route is

$$B_{4,c} = -\frac{1}{4} \sum_{i,j} x_i x_j \tilde{c}_{ij;2}, \quad (4.17)$$

so that

$$\begin{aligned} B_{ijkl,c} &= -\frac{1}{24} (\tilde{c}_{ij;kl} + \tilde{c}_{ik;j\ell} + \tilde{c}_{i\ell;jk} + \tilde{c}_{jk;i\ell} \\ &\quad + \tilde{c}_{j\ell;ik} + \tilde{c}_{k\ell;ij}). \end{aligned} \quad (4.18)$$

The function $y_{ij|k}(\mathbf{r})$ is represented by the same diagram as in Eq. (2.1), except that the two root points must be labeled with i and j and the field point must be labeled with k . Consequently, $\tilde{y}_{ij|k} = \tilde{f}_{ik} \tilde{f}_{kj}$. Thus, Eq. (4.13) yields

$$\begin{aligned} \tilde{c}_{ij;k\ell} &= \tilde{y}_{ij;k\ell} + \tilde{f} y_{ij;k\ell} - \frac{1}{2} \left(\tilde{f}_{ik} \tilde{f} y_{kj;\ell} + \tilde{f}_{i\ell} \tilde{f} y_{\ell j;k} \right. \\ &\quad \left. + \tilde{f}_{jk} \tilde{f} y_{ki;\ell} + \tilde{f}_{j\ell} \tilde{f} y_{\ell i;k} \right) - \tilde{f}_{ik} \tilde{f}_{k\ell} \tilde{f}_{\ell j}. \end{aligned} \quad (4.19)$$

As for the function $y_{ij|k\ell}(\mathbf{r})$, it is represented by the same diagrams as in Eq. (2.2), except that (a) the root points are labeled with i and j , while the field points are labeled with k and ℓ , and (b) the first and second diagrams on the right-hand side of Eq. (2.2), with their corresponding factors, actually become 2 and 4 labeled diagrams, respectively. In other words, each diagram is replaced by a symmetrized sum of topologically analogous diagrams, divided by its number, so that the symmetry property $y_{ij|k\ell}(\mathbf{r}) = y_{ij|\ell k}(\mathbf{r})$ is preserved. We will refer to this process of generating the diagrams of the multicomponent case from those of the one-component case as *symmetrization*.

Analogously to Eq. (2.5), we can introduce the class of approximations $y_{ij|kl}^{(\lambda_1, \lambda_2)}(\mathbf{r})$. Therefore, Eqs. (4.1) and (4.7) imply that $B_{ijkl,v}^{(\lambda_1, \lambda_2)}$ is given by Eq. (2.7), except that again each diagram is symmetrized to preserve the symmetry of B_{ijkl} under any permutation of indices. In the case of $B_{ijkl,c}^{(\lambda_1, \lambda_2)}$, use of Eqs. 4.18 and (4.19) shows that it is given by Eq. (2.14), again with the symmetrization criterion.

The properties (2.16)–(2.18) do not necessarily hold for individual labeled diagrams, but they do when again each diagram is replaced by its symmetrized sum. As a consequence, one has

$$B_{ijkl,v}^{(1, \lambda_2)} = \frac{3}{2 + \lambda_1} B_{ijkl,c}^{(\lambda_1, \lambda_1)} \quad \lambda_2 = \frac{3\lambda_1}{2 + \lambda_1}. \quad (4.20)$$

This generalizes Eq. (2.20), and hence Eq. (1.19), to the case of an arbitrary mixture.

V. DISCUSSION

Most of the integral equation theories are consistent with the exact correlation functions to first order in density, Eq. (2.1), so that they agree with the exact third virial coefficient. Therefore, the fourth virial coefficient is the earliest one that, not only differs from theory to theory, but even among different thermodynamic routes within the same theory. Thus, if one considers the two most studied liquid state theories (HNC and PY) and the three most standard thermodynamic routes (virial, compressibility, and energy), there are in principle six alternative approximations for the fourth virial coefficient of a given interaction model. Actually, this number is reduced from six to five because the HNC theory belongs to the “exclusive” class of approximations that are thermodynamically consistent with respect to the energy and virial routes,^{4–6} without being forced to do so.

The main aim of this paper has been to prove that the number of independent predictions given by the HNC and PY approximations further reduces from five to four because the fourth virial coefficient obtained from the virial route in the HNC theory is exactly three halves the value obtained from the compressibility route in the PY theory, for any interaction potential, any number of components, and any dimensionality. This result has been derived as a special case of a more general mathematical property described by Eqs. (2.20) and (2.21) and graphically sketched by Fig. 1.

It is interesting to remark that, as a simple corollary of Eq. (1.19), the Boyle-like temperature T_{B_4} at which $B_4 = 0$ is the same in the PY-c and HNC-v approximations. Since both predictions cross at $T = T_{B_4}$, none of them is closer to the exact value than the other one for the whole temperature range, as illustrated by Figs. 2–4.

One may reasonably wonder if a relation similar to Eq. (1.19) extends to higher-order virial coefficients. While we are not in conditions of ascertaining this possibility

at this point, it is at least clear from Fig. 12 of Ref. 21 that the ratio $B_{5,v}^{\text{HNC}}/B_{5,c}^{\text{PY}}$ is not a constant.

In conclusion, we expect that the simple relationship (1.19) can help to gain new insight into the general thermodynamic inconsistency problem, as well as into the connection between the HNC and PY theories. From that point of view, the result (1.19) has a clear pedagogical value, especially taking into account the scarcity of exact and general results in statistical mechanics. On the other hand, from a more practical viewpoint, Eq. (1.19) can be useful to test the correctness of analytical evaluations and/or the accuracy of numerical computations of B_4 in the HNC and PY frameworks, especially in the case of mixtures.

Acknowledgments

We are grateful to D. Henderson and A. Giacometti for insightful comments, and to an anonymous referee for suggesting the extension to the multicomponent case. The research of A.S. was supported by the Spanish government through grant No. FIS2007-60977, partially financed by FEDER funds, and by the Junta de Extremadura (Spain) through Grant No. GRU09038. G.M. is grateful to the Ministerio de Educación (Spain) for an undergraduate fellowship (beca-colaboración) during the academic year 2008-2009.

Appendix: Proof of Eqs. (2.16)–(2.18)

In this Appendix we derive the identities (2.16)–(2.18). For simplicity, we will consider here zero-root diagrams, which are just V times the corresponding one-root diagrams [cf. Eq. (2.9)]. Also, we will introduce diagrams such that an arrow on a solid bond from point i to point j represents a term $f_{ij}\mathbf{r}_{ij}$ while an arrow on a dashed bond represents a term $\nabla_{ij}f_{ij}$. For instance,

$$\begin{array}{|c|} \hline \diagup \\ \hline \diagdown \\ \hline \end{array} = \int d1 \int d2 \int d3 \int d4 f_{13} f_{34} f_{24} f_{14} \mathbf{r}_{14} \cdot \nabla_{12} f_{12}. \quad (A.1)$$

1. Proof of Eq. (2.16)

Let us start from

$$\begin{array}{|c|} \hline \square \\ \hline \square \\ \hline \end{array} = \int d1 \int d2 \int d3 \int d4 f_{13} f_{34} f_{24} \mathbf{r}_{12} \cdot \nabla_{12} f_{12}. \quad (A.2)$$

Now, taking into account that $\nabla_{12} f_{12} = -\nabla_2 f_{12}$, we can integrate by parts with the result

$$\begin{array}{|c|} \hline \square \\ \hline \square \\ \hline \end{array} = -d \begin{array}{|c|} \hline \square \\ \hline \square \\ \hline \end{array} + \begin{array}{|c|} \hline \square \\ \hline \square \\ \hline \end{array}, \quad (A.3)$$

where use has been made of the properties $\nabla_2 \cdot \mathbf{r}_{12} = -d$ and $\nabla_2 f_{24} = \nabla_{24} f_{24}$. Moreover, upon writing the second term on the right-hand side of Eq. (A.3), we have exploited the invariance of the zero-root diagrams under rotation and reflection. Next, making $\mathbf{r}_{24} = -\mathbf{r}_{12} + \mathbf{r}_{13} + \mathbf{r}_{34}$, one has

$$\begin{array}{c} \square \\ \text{with } \mathbf{r}_{12} \text{ diagonal} \end{array} = - \begin{array}{c} \square \\ \text{with } \mathbf{r}_{13} \text{ diagonal} \end{array} - \begin{array}{c} \square \\ \text{with } \mathbf{r}_{34} \text{ diagonal} \end{array} + \begin{array}{c} \square \\ \text{with } \mathbf{r}_{14} \text{ diagonal} \end{array}. \quad (\text{A.4})$$

Integration by parts of the last term on the right-hand side yields

$$\begin{array}{c} \square \\ \text{with } \mathbf{r}_{14} \text{ diagonal} \end{array} = - \begin{array}{c} \square \\ \text{with } \mathbf{r}_{12} \text{ diagonal} \end{array}. \quad (\text{A.5})$$

From Eqs. (A.4) and (A.5) one gets

$$\begin{array}{c} \square \\ \text{with } \mathbf{r}_{12} \text{ diagonal} \end{array} = -\frac{1}{3} \begin{array}{c} \square \\ \text{with } \mathbf{r}_{13} \text{ diagonal} \end{array}. \quad (\text{A.6})$$

Substitution of Eq. (A.6) into Eq. (A.3) gives Eq. (2.16).

2. Proof of Eq. (2.17)

Steps similar to those of Eq. (A.3) lead to

$$\begin{array}{c} \square \\ \text{with } \mathbf{r}_{12} \text{ diagonal} \end{array} = -d \begin{array}{c} \square \\ \text{with } \mathbf{r}_{12} \text{ diagonal} \end{array} + \begin{array}{c} \square \\ \text{with } \mathbf{r}_{14} \text{ diagonal} \end{array}, \quad (\text{A.7})$$

$$\begin{array}{c} \square \\ \text{with } \mathbf{r}_{14} \text{ diagonal} \end{array} = -d \begin{array}{c} \square \\ \text{with } \mathbf{r}_{12} \text{ diagonal} \end{array} - 2 \begin{array}{c} \square \\ \text{with } \mathbf{r}_{13} \text{ diagonal} \end{array}. \quad (\text{A.8})$$

Next, setting $\mathbf{r}_{14} = \mathbf{r}_{12} + \mathbf{r}_{24}$, one has

$$\begin{array}{c} \square \\ \text{with } \mathbf{r}_{14} \text{ diagonal} \end{array} = \begin{array}{c} \square \\ \text{with } \mathbf{r}_{12} \text{ diagonal} \end{array} + \begin{array}{c} \square \\ \text{with } \mathbf{r}_{24} \text{ diagonal} \end{array}. \quad (\text{A.9})$$

Combining Eqs. (A.7)–(A.9) we get

$$\begin{array}{c} \square \\ \text{with } \mathbf{r}_{12} \text{ diagonal} \end{array} = d \begin{array}{c} \square \\ \text{with } \mathbf{r}_{12} \text{ diagonal} \end{array} - 4 \begin{array}{c} \square \\ \text{with } \mathbf{r}_{13} \text{ diagonal} \end{array}. \quad (\text{A.10})$$

Finally, Eqs. (A.7) and (A.10) gives Eq. (2.17).

3. Proof of Eq. (2.18)

Again, integration by parts yields

$$\begin{array}{c} \square \\ \text{with } \mathbf{r}_{12} \text{ and } \mathbf{r}_{13} \text{ diagonals} \end{array} = -d \begin{array}{c} \square \\ \text{with } \mathbf{r}_{12} \text{ and } \mathbf{r}_{13} \text{ diagonals} \end{array} + 2 \begin{array}{c} \square \\ \text{with } \mathbf{r}_{14} \text{ and } \mathbf{r}_{13} \text{ diagonals} \end{array}. \quad (\text{A.11})$$

Also, the equality $\mathbf{r}_{24} = -\mathbf{r}_{12} + \mathbf{r}_{14}$ gives

$$\begin{array}{c} \square \\ \text{with } \mathbf{r}_{14} \text{ and } \mathbf{r}_{13} \text{ diagonals} \end{array} = - \begin{array}{c} \square \\ \text{with } \mathbf{r}_{12} \text{ and } \mathbf{r}_{13} \text{ diagonals} \end{array} - \begin{array}{c} \square \\ \text{with } \mathbf{r}_{14} \text{ and } \mathbf{r}_{13} \text{ diagonals} \end{array}. \quad (\text{A.12})$$

Equation (2.18) directly follows from Eqs. (A.11) and (A.12).

* Electronic address: andres@unex.es;
URL: <http://www.unex.es/eweb/fisteor/andres/>

¹ R. Balescu, *Equilibrium and Nonequilibrium Statistical Mechanics* (Wiley, New York, 1974).

² J. A. Barker and D. Henderson, *Rev. Mod. Phys.* **48**, 587 (1976).

³ J.-P. Hansen and I. R. McDonald *Theory of Simple Liquids*, 3rd. edition (Academic Press, London, 2006)

⁴ T. Morita, *Prog. Theor. Phys.* **23**, 829 (1960).

⁵ A. Santos, R. Fantoni, and A. Giacometti, *J. Chem. Phys.* **131**, 181105 (2009).

⁶ A. Santos, *J. Chem. Phys.* **126**, 116101 (2007).

⁷ A. Santos, *J. Chem. Phys.* **123**, 104102 (2005).

⁸ A. Santos, *Mol. Phys.* **104**, 3411 (2006).

⁹ Y. Rosenfeld and N. W. Ashcroft, *Phys. Rev. A* **20**, 1208 (1979).

¹⁰ C. Caccamo, G. Pellicane, and E. Enciso, *Phys. Rev. E* **56**, 6954 (1997); C. Caccamo, D. Costa, and G. Pellicane, *J. Chem. Phys.* **109**, 4498 (1998).

¹¹ F. J. Rogers and D. A. Young, *Phys. Rev. A* **30**, 999 (1984).

¹² G. Zerah and J.-P. Hansen, *J. Chem. Phys.* **84** 2336 (1986).

¹³ J. S. Høye and G. Stell, *J. Chem. Phys.* **67**, 439 (1977); D. Pini, G. Stell and N. B. Wilding, *Mol. Phys.* **95**, 483 (1998); C. Caccamo, G. Pellicane, D. Costa, D. Pini and G. Stell, *Phys. Rev. E* **60**, 5533 (1999).

¹⁴ A. Parola and L. Reatto, *Adv. Phys.* **44**, 211 (1995).

¹⁵ L. L. Lee, *J. Chem. Phys.* **103**, 9388 (1995); **107**, 7360

(1997).

¹⁶ E. Waisman, *Mol. Phys.* **25**, 45 (1973); L. Blum, *J. Stat. Phys.* **22**, 661 (1980).

¹⁷ S. B. Yuste and A. Santos, *Phys. Rev. A* **43**, 5418 (1991); S. B. Yuste, A. Santos and M. López de Haro, *J. Chem. Phys.* **108**, 3683 (1998); M. López de Haro, S. B. Yuste, and A. Santos, in *Theory and Simulation of Hard-Sphere Fluids and Related Systems*, Lectures Notes in Physics, vol. 753, A. Mulero, ed. (Springer, Berlin, 2008), pp. 183–245.

¹⁸ A. Santos and Al. Malijevský, *Phys. Rev. E* **75**, 021201 (2007).

¹⁹ A. Santos, R. Fantoni, and A. Giacometti, *Phys. Rev. E* **77**, 051206 (2008).

²⁰ F. H. Stillinger and D. K. Stillinger, *Physica A* **244**, 358 (1997); H. Graf and H. Löwen, *Phys. Rev. E* **57**, 5744 (1998); A. Lang, C. N. Likos, M. Watzlawek, and H. Löwen, *J. Phys.: Condens. Matter* **12**, 5087(2000); A. A. Louis, P. G. Bolhuis, and J.-P. Hansen, *Phys. Rev. E* **62**, 7961 (2000); C. N. Likos, A. Lang, M. Watzlawek, and H. Löwen, *ibid.* **63**, 031206 (2001); R. Finken, J.-P. Hansen, and A. A. Louis, *J. Stat. Phys.* **110**, 1015 (2003); B. M. Mladek, G. Kahl and M. Neuman, *J. Chem. Phys.* **124**, 064503 (2006).

²¹ J. A. Barker and D. Henderson, *Can. J. Phys.* **45**, 3959 (1967).