

# At the borderline between exclusive and inclusive physics: Study of Drell-Yan fragments in the PANDA experiment (A preliminary simulation).

A. Bianconi

*Dipartimento di Chimica e Fisica per l'Ingegneria e per i Materiali, Università di  
Brescia, I-25123 Brescia, Italy, and  
Istituto Nazionale di Fisica Nucleare, Sezione di Pavia, I-27100 Pavia, Italy*

---

## Abstract

Here a preliminary study is presented concerning the detection of the normally unseen Drell-Yan fragments, possible in the PANDA experiment. To work as a multi-purpose apparatus, this experiment will record all the particles produced in the collisions between the antiproton beam and the target, with a rather wide acceptance. So detecting Drell-Yan dileptons with or without analyzing the other fragments is just a matter of applying cutoffs in the data analysis stage. The distribution of the products of 50,000 typical Drell-Yan events is here simulated using a well-known generator code (Pythia-8). The resulting distributions are inserted within the PANDA acceptance region, to analyze the chances of missing some searched fragment combinations, or of confusing different sets of particles. The most interesting result is that, due to the reduced phase space, the produced states are much simpler than one could imagine: (i) almost 50 % of the events just consist of a dilepton plus a nucleon-antinucleon pair; (ii) practically all events present a nucleon-antinucleon pair; (iii) the number of light particles (photons over an infrared cutoff and pions) is pretty small. The presented simulations show that it is possible to study experimentally some, or some aspects, of the most relevant final states, with good statistics and precision.

*Key words:* Drell-Yan fragments, PANDA experiment, preliminary simulation.  
*PACS:* 13.85.Qk, 13.88.+e, 13.90.+i

---



---

*Email address:* andrea.bianconi@bs.infn.it (A. Bianconi).

## 1 Introduction

The PANDA experiment[1] has a rather wide program, that includes electromagnetic and strong hard processes in collisions between antiproton beams and unpolarized nuclear targets (see ref.[2], or more synthetically ref.[3]). The center-of-mass energy will range from small values up to about  $\sqrt{30}$  GeV (beam energy ranging from 1 to 13 GeV). Among the planned ones, measurements of Drell-Yan processes[4] will be performed in the highest part of the beam energy spectrum, with attention to both di-muon and di-electron production.

Drell-Yan is a very well studied class of inclusive processes, however up to date very little information is available on the (normally undetected) fragments produced in association with the Drell-Yan lepton pair. What is available (essentially: charge multiplicity) was measured in collider experiments at very large center of mass energy (e.g.[5], where  $\sqrt{s} \sim 50\text{-}100$  GeV).

No information of this kind is available from fixed-target experiments at much lower  $\sqrt{s}$ . The point is that the really appealing aspect of a Drell-Yan measurement is that one needs *not* to care these particles, since one may build a relatively simple apparatus where a thick screen absorbs everything but muons, and muons are analyzed downstream with respect to the screens. So, only multi-purpose apparata may be suitable to analyze hadronic or electromagnetic fragments that accompany the dilepton production.

PANDA is a multipurpose apparatus, with a very peculiar feature: its on-line filters will be reduced to a minimum, so that at each collision all the following fragments will be detected (within the large experiment acceptance). The idea is to record everything, to later select different processes in the data analysis phase.

To understand what kind of phenomenology one could meet, I have performed some simulations, using the popular high-energy Montecarlo generator Pythia-8 [6]. Although this is *not* the energy regime for which this code has been optimized, some features determining the fragments are so universal (in particular in the PANDA case: the size of the available phase space) that the gross features of the predicted distributions should be reliable.<sup>1</sup> And these features leave room for interesting perspectives.

---

<sup>1</sup> The author of this work is the author of a Drell-Yan generator code[7] that has been extensively used for preliminary studies of PANDA dilepton distributions[8,9,10]. Although this code is optimized on the conditions of the PANDA case, it does not produce fragments, apart for the lepton-antilepton pair. It must be signalled that the default parameters of Pythia include some phase space constraints that must be modified to access the PANDA kinematical region.

Here I have studied the class of Drell-Yan events where the dilepton mass and transverse momentum are  $> 2 \text{ GeV}/c^2$  and  $> 0.8 \text{ GeV}/c$  respectively. Below the mass  $1.8 \text{ GeV}/c^2$ , the effect of the tails of the vector resonances is strong, and it may be ambiguous to associate dileptons to Drell-Yan events. We must remark that at increasing masses the event rates become increasingly suppressed, roughly as  $1/M^2$ . So, most of the Drell-Yan events considered here have a dilepton mass near  $2 \text{ GeV}/c^2$ , and this will be the situation in PANDA (see refs. [8,9,10] for systematic studies of the expected dilepton distributions in PANDA). In present-day unpolarized Drell-Yan, the most interesting observables are those associated with azimuthal asymmetries ([11,12], see also [13] for a very general and systematic treatment of the cross section structure). These become visible at transverse momenta of magnitude  $1\text{-}2 \text{ GeV}/c$  (see the previous measurements by refs. [14,15,16]). Taking into account that the Drell-Yan event rates will be peaked at transverse momenta  $\approx 0.5 - 1 \text{ GeV}/c$ , an event with  $q_T = 1 \text{ GeV}/c$  will be the most common among the interesting ones[8].

Pythia does not include detailed features like azimuthal asymmetries. So what is simulated here is *not* exactly what we will see in the experiment, where it will be interesting, and new, to be able to study joint azimuthal distributions of the dilepton and of the fragments. But the Pythia-based analysis presented here may tell us which kind of fragment combinations it will make sense to analyze.

The most appealing result of the following simulations is that Drell-Yan is, in PANDA conditions, a “quasi-exclusive” process. Potentially this will allow for theoretical modelling in a way that would be unusual from the point of view of traditional Drell-Yan physics.

## 2 Drell-Yan fragments in PANDA - simulations

### 2.1 General features of the simulation

50,000 Drell-Yan events have been here sorted using Pythia-8, according to what has been imagined as a reasonable kinematical setup for PANDA: Antiproton beam energy  $15 \text{ GeV}$ , at-rest target protons, dilepton minimum mass  $2 \text{ GeV}/c^2$  and dilepton minimum transverse momentum  $0.8 \text{ GeV}/c$ .

For real photons in the final state, I have included a lower cutoff on the detection:  $E_\gamma > 0.2 \text{ GeV}$ . The number of radiated photons with arbitrarily low energy is in principle infinite. So the particle multiplicities in the following must be understood as excluding “soft” photons.

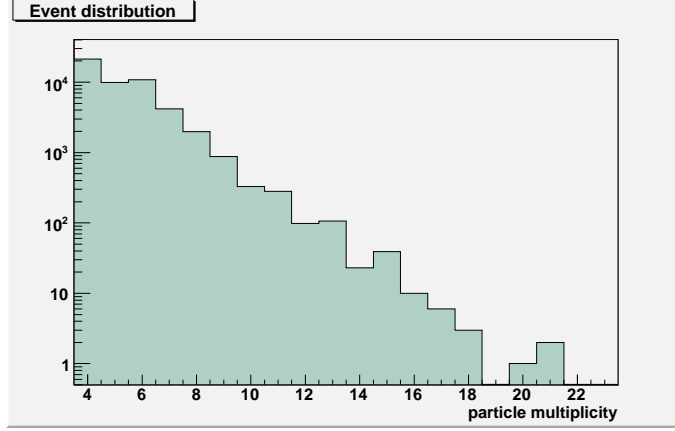


Fig. 1. Multiplicity of final particles in Drell-Yan dilepton production, including the lepton pair (so, by definition  $N > 2$  here). The cutoffs on the dilepton mass and transverse momentum are:  $M > 2 \text{ GeV}/c^2$ ,  $q_T > 0.8 \text{ GeV}/c$ .

Neutral pions do not appear directly in the final state. They are present via their offspring photons. So, in the following “pions” means “charged pions”.

## 2.2 Fragment multiplicities

Figure 1 and tables 1, 2 and 3 are devoted to event multiplicities. They include the lepton-antilepton pair into the total event multiplicity. So, the lowest recorded event multiplicity is 4 (normally: lepton, antilepton, nucleon, antinucleon).

total number of events	50000
events with no (anti)baryons	179
events with 1 $N\bar{N}$ pair	49805
events with 2 $N\bar{N}$ pairs	16
events with a $p\bar{p}$ pair	21765
events with an $n\bar{n}$ pair	20078
events with a $p\bar{n}$ or $n\bar{p}$ pair	7993
events with a $p$	25761
events with a $\bar{p}$	25754
events with an $n$	24068
events with a $\bar{n}$	24074

Table 1: Composition of the final state for the simulated set of 50,000 events

presented here. All these events are taken with cutoffs  $M > 2 \text{ GeV}/c^2$ ,  $q_T > 0.8 \text{ GeV}/c$ , on the dilepton kinematics. From the 4th row (events with  $p\bar{p}$  pair) “events with a ...” means “events with a ... at least”.

The most interesting found features are:

- 1) 99.7 % of the events contain a nucleon-antinucleon pair.
- 2) Among these, the relative numbers of  $p\bar{p}$ ,  $n\bar{n}$  and mixed ( $p\bar{n}$  or  $n\bar{p}$ ) pairs are roughly 11:10:4.
- 3) 43 % of the events contain four particles only: a dilepton pair and an  $N\bar{N}$  pair (same flavor of course). The mixed  $N\bar{N}'$  pairs are normally accompanied by one charged pion.
- 4) Special interest have the  $p\bar{p}$ —only events, i.e. events where the dilepton is only accompanied by a  $p\bar{p}$  pair. These are 10,747, i.e. 49 % of the total number 21,765 of events containing a  $p\bar{p}$  pair (compare Table 1 and 2), and 22 % of the total number of all events of any kind.
- 5) In 42 % of the events the  $N\bar{N}'$  pair is accompanied by one/two light particles (mostly photons, but frequently charged pions too).
- 6) In 15 % of the events the  $N\bar{N}'$  pair is accompanied by more than two light particles.
- 7) A very small number of events presents no nucleon-antinucleon pairs, or two nucleon-antinucleon pairs, or a very large light particle multiplicity (15–20 hadrons).
- 8) The total number of emitted photons is  $\approx 34,700$ , the total number of charged pions is  $\approx 15,200$ , almost equally divided into positive and negative ones. Assuming that positive, negative and neutral pions are produced with similar rates, half of the photons are decay products of a  $\pi^0$ .

total number of final particles (including $l^+l^-$ )	events with no baryon	events with antinucleon- nucleon pair	events with a $p\bar{p}$ pair	events with a $n\bar{n}$ pair	events with a $p\bar{n}$ or $n\bar{p}$ pair
4	1	21286	10747	10538	0
5	1	9897	2793	2764	4338
6	19	10863	5428	4306	1110
7	9	4186	1521	1086	1578
8	50	1990	708	703	531
9	11	880	290	346	234
10	37	329	97	93	106
11	15	281	101	136	29
12	15	98	15	25	43
13	11	106	40	53	2
14	2	23	6	3	12
15	2	39	17	17	3
>15	5	22	2	8	7

Table 2: Distribution of the events associated with given final particle multiplicities and with the presence of (one, two or none) specific nucleon-antinucleon pair. The numbers of particles in the left column include this pair, the  $e^+e^-$  or  $\mu^+\mu^-$  pair characterizing a Drell-Yan event, charged pions and photons (some coming from neutral pions).

In first approximation the equality between  $\bar{p}p$  and  $\bar{n}n$  final pairs may be interpreted in terms of a very simple statistical model: Assuming pure valence-valence Drell-Yan quark-antiquark annihilations, with probability 8/9 the annihilation is  $u\bar{u}$ , leaving a diquark-antidiquark state formed by a  $ud$  and a  $\bar{u}\bar{d}$ . If we attribute equal probability 50 % to the vacuum creation of a single extra  $u\bar{u}$  or  $d\bar{d}$  pair, we just get  $\bar{p}p$  and  $\bar{n}n$  pairs with the same probability.

We notice that (i) we still have a probability 1/9 to annihilate  $d\bar{d}$  and leave a diquark-antidiquark state formed by a  $uu$  and a  $\bar{u}\bar{u}$ , (ii) the diquarks and the new-created quarks may rearrange, with a smaller probability because of the small phase space, into a Delta, instead of a nucleon state.

If we decide that a Delta-antiDelta pair is just forbidden, than the (produced with 1/9-probability)  $uu$  and a  $\bar{u}\bar{u}$  diquarks will rearrange, in 50 % of the cases, into a  $p\bar{p}$  pair, and that is the end of the story. So, the overall probability ratio

of  $p\bar{p}$  to  $n\bar{n}$  is 4.5 : 4 i.e. 9 : 8, that is not too far from the 11 : 10 Pythia-simulated ratio.

N	events with N charged pions	events with N gammas
0	38882	31645
1	7836	7051
2	2814	8411
3	192	1678
4	225	723
5	25	275
6	25	99
7	1	68
8	0	19
9	0	18
10	0	9
>10	0	4

Table 3: distribution of the number of events presenting a given multiplicity of final charged pions or of final photons. Photons are subject to the cutoff  $E_\gamma > 0.2$  GeV. Neutral pions are “hidden” in the photon pairs produced by their decay.

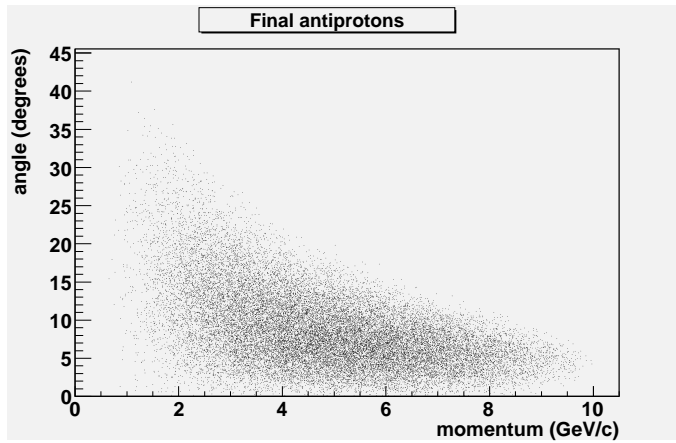


Fig. 2. Scatter plot of the main kinematical variables for the antiprotons accompanying dilepton production. The cutoffs on the dilepton mass and transverse momentum are:  $M > 2$  GeV/ $c^2$ ,  $q_T > 0.8$  GeV/ $c$ .

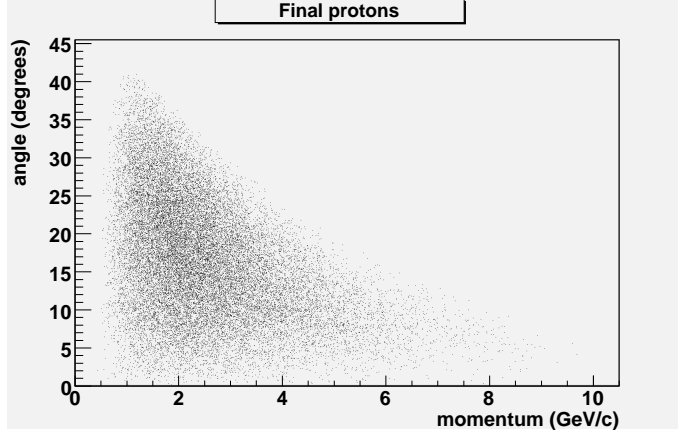


Fig. 3. Scatter plot of the main kinematical variables for the protons accompanying dilepton production. The cutoffs on the dilepton mass and transverse momentum are:  $M > 2 \text{ GeV}/c^2$ ,  $q_T > 0.8 \text{ GeV}/c$ .

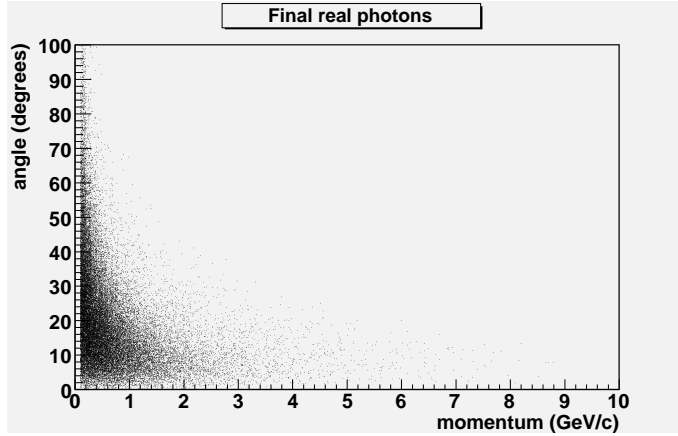


Fig. 4. Scatter plot of the main kinematical variables for the photons accompanying dilepton production. The cutoffs on the dilepton mass and transverse momentum are:  $M > 2 \text{ GeV}/c^2$ ,  $q_T > 0.8 \text{ GeV}/c$ .

According to Tables 1-2, in almost half of the simulated events the fragment production only consisted in the just described  $q\bar{q}$ -creation with simple probabilistic features and no further particle production. This is very interesting, since once a reasonable statistics on  $l^+l^- + p\bar{p}$  is accumulated in the experiment, it will be possible to examine several observables related to the correlations between these particles, and the theoretical analysis will be comparatively simple, since these are *exclusive* few-particle events.

### 2.3 Kinematic distributions

The statistical “model” based on  $q\bar{q}$ -pair vacuum-creation plus diquark-quark recombination of the previous subsection suggests a strong degree of kinemat-



ical continuity between reacting particles and final particles with the same identity. This is confirmed by figures 2 and 3, where the momentum-angle scatter plot of the final antiprotons and protons are reported, and clearly the antiproton is much more beam-oriented than the proton.

Protons and antiprotons cover a small angular range. None of the simulated protons or antiprotons is produced with angles over  $45^\circ$ . In the case of the lighter particles, we see a much longer angular tail (we find rare events also at  $170^\circ$ , although they are not shown in the figures), but still the largest part of the light particle distribution concentrates at angles below  $40^\circ$ , as in the proton and antiproton cases. The real difference is in the momentum: far the largest part of the pions and photons is found below  $1 \text{ GeV}/c$ , while for protons and antiprotons it is the opposite.

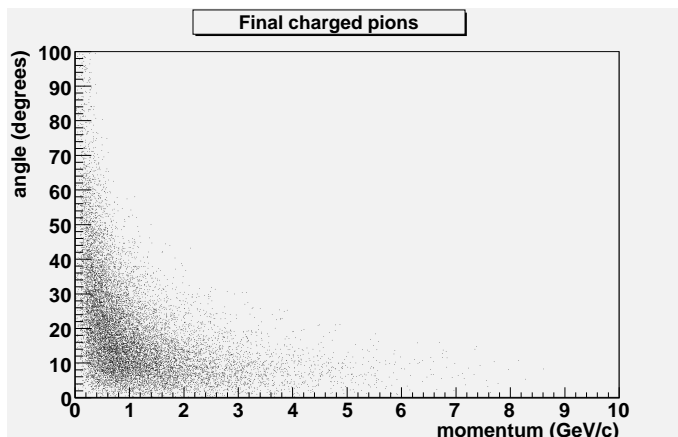


Fig. 5. Scatter plot of the main kinematical variables for the charged (positive and negative) pions accompanying dilepton production. The cutoffs on the dilepton mass and transverse momentum are:  $M > 2 \text{ GeV}/c^2$ ,  $q_T > 0.8 \text{ GeV}/c$ .

In the case of the pion scatter plot, I have chosen to put together negative and positive pions after first examining two apparently identical individual scatter plots. In Table 4, I report the percentual difference between the population of positive and negative pions in the most populated “macro-bins” (10 degrees times  $1 \text{ GeV}$  is the range of each 2-dimensional bin, large enough to allow many bins to reach a population of 200 particles). Evidently, in the really populated regions we have not more than 10 % difference.

Comparing this with the much more evident differences between the scatter plots of protons and antiprotons, it suggests that at these energies the production of pions is (inside Pythia) related with mechanisms that conserve scarce memory of the initial state. Else, we should find a much more forward distribution for positive pions (as in the  $p/\bar{p}$  case).

Angle Energy	$0^\circ - 10^\circ$	$10^\circ - 20^\circ$	$20^\circ - 30^\circ$	$30^\circ - 40^\circ$	$40^\circ - 50^\circ$
0-1 GeV	12	-1	-10	-7	0
1-2 GeV	9	0	2	-13	0
2-3 GeV	-3	-4	3		
3-4 GeV	1	-11			
4-5 GeV	12				

Table 4: percentual difference between the bin populations of positive and negative pions, in the most populated bins (200-2600 charged pions per bin).

### 3 Effects of the PANDA forward cutoff

The most relevant weak point in the detection of all the fragments of a Drell-Yan measurement is the forward dead “cone” of the PANDA apparatus. Precisely, it is not a circular-section cone, so that in the region of polar angles larger than 10 degrees we have full acceptance, reduced acceptance (depending on the azimuth) in the region 5-10 degrees, and no acceptance at all below 5 degrees.

Since all the events that could be interesting for theoretical developments involve more than one particle, the possibility that a particle in the dead cone reduces seriously the acceptance on multiparticle events is high. As shown below, this is not the most relevant problem. The biggest problem is the possibility that an event with  $N$  particles is confused with an event with  $N + 1$  particles, where one is not seen.

For estimate purposes, the asymmetric forward dead “cone” is approximated by a true circular cone (i.e. with circular section). So I use an average acceptance cutoff at  $7.5^\circ$  (no acceptance at all below this cut, full acceptance over it). With this cutoff (see Table 5) we have a drastic reduction of the detectable antiproton number, while the other charged particles (pions and protons) are less affected by this.

	All	particles with $\theta > 7.5^\circ$	cutoff-surviving fraction
$p$	25766	22540	87 %
$\bar{p}$	25762	13370	52 %
$\pi^\pm$	15223	12452	82 %
$\gamma$	34696	29316	84 %

Table 5: Number of charged particles surviving a forward cutoff at  $7.5^\circ$

So, I may estimate that we will detect 45 % of the  $p\bar{p}$ -only events ( $0.45 = 0.52 \cdot 0.87$ ), 37 % of the  $p\bar{p} + \pi$  and of the  $p\bar{p} + \gamma$  events ( $0.37 = 0.45 \cdot 0.83$ ), and so on. For events with a not too large number of particles, satisfactory rates are not a problem, starting from these numbers. The more subtle problem is: How much the forward dead cone will lead us to confuse events with  $N$  and with  $N + 1$  particles?

Since the 50 % probability to miss the antiproton regards *all* the below analyzed events with charged particles, I will not take this factor into account in most of the following<sup>2</sup>. In addition, I will assume that those events where *two* light particles enter the dead cone may be neglected. So, the noise to “ $p\bar{p}$ -only” events is constituted by “ $p\bar{p} + 1$ ” events, the noise to “ $p\bar{p} + 1$ ” events is constituted “ $p\bar{p} + 2$ ” events and so on.

Last, it is assumed in the following that all the considered events are associated to a detected dilepton pair.<sup>3</sup>

### 3.1 (A) $p\bar{p}$ -only events.

This class contains 10747 events of the simulation, i.e. about 21 % of the total and 49 % of all the events where a  $p\bar{p}$  pair is present. As above stated, I will assume that among the remaining 51 % only those containing *one* extra light particle (charged pion or gamma) may easily be confused with events of the  $p\bar{p}$ -only class.

<sup>2</sup> The probability, say, to confuse an event  $p\bar{p}$  with an event  $p\bar{p}\pi^+\pi^-$  in first approximation does not depend on the acceptance on  $p$  or  $\bar{p}$ . At a finer level of analysis, because of the kinematical conservation laws there can be a correlation between the probabilities of observing e.g. a proton and a pion in given kinematical conditions. This correlation is neglected here.

<sup>3</sup> As observed in the previous footnote, there may be a correlation between the probabilities of detecting the leptons and the fragments. This correlation is neglected here.

The events of the class “ $p\bar{p} + 1$  light particle” are 2743, and in 82-84 % of the cases the extra light particle is detected. This means that in about 466 cases we will not see it. The noise-to-signal ratio is then  $466/(10747+466)$  i.e. 4 %.

### 3.2 (B) $p\bar{p} + 1$ events.

The case where the “1” is specifically a pion is considered later. Here charged pions and photons are equivalently counted.

The starting point are 2793 “true”  $p\bar{p} + 1$  events, of which we only see  $2327 = 2793 - 466$  (see the previous case (A)).

We have 5428 events with  $p\bar{p}$  and two light particles. Assuming that 83 % is the average detection probability for a photon or pion, we have  $0.83 \times 0.83 = 0.69$  probability to detect both. So, 31 % of the above 5428 events, i.e. 1683 events, will show one light particle only.

So only 42 % (i.e.  $1683/(1683+2327)$ ) of the apparent number of  $p\bar{p} + 1$  events really belongs to this class.

### 3.3 (C) $p\bar{p} + 2$ events.

We have 5428 true  $p\bar{p} + 2$  events, of which we detect  $5428 - 1683 = 3745$ .

Three light particles appear in 1521 events, and the probability to detect all three is  $0.83^3$ . Neglecting the subtraction of the 2nd-order set overlap (i.e. of the events where *two* of these three particles are not detected) this means a probability 0.43 to see two particles only, so 654 apparent  $p\bar{p} + 2$  events. So the fraction of false  $p\bar{p} + 2$  events is  $654/(654 + 3745) = 15$  %.

Clearly when we become more specific about the class of the two light particles ( $\pi^\pm$  or  $\gamma$ ) accompanying dilepton and  $p\bar{p}$ , the contamination ratio decreases, but 15 % is a good upper limit for the noise-to-signal ratio.

### 3.4 (D) One charged pion (independently from the number of associated photons).

The previous difficulty in distinguishing events with one light particle is much decreased if we exclude photons (so also neutral pions) from our analysis. Indeed, from table 3 we see that the large number of events with two light

particles, compared with events with one, is due to a large number of photons in the two-light-particle case. On the contrary charged pions respect the “natural hierarchy” since charged-pion pairs are 3 times less abundant than single pions.

On the other side, to identify 1-pion-inclusive events is essential to be able to identify  $n\bar{p}$ -inclusive and  $p\bar{n}$ -inclusive events (see point (F) below).

We have 7836 events with one charged pion, among which only  $7836 \cdot 0.82 = 6426$  events will be identified experimentally. Then we have 2814 events with two charged pions, among which there is a subset  $2814 \cdot (1 - 0.82^2) = 922$  events that appear as one-pion events (or as no-pion events, I will here neglect this less frequent possibility). This means a fraction  $922/(922 + 6426) = 13\%$  of false single pion events.

### 3.5 (E) $n\bar{n}$ -only pairs

Events where *no* particles of any kind are identified (apart for the dilepton pair) may be identified with  $n\bar{n}$ -only events, in principle.

These events constitute 20 % of the total (Table 2), and they are easy to identify, since the noise is given either by events with a single photon, or with a pair of opposite-charge hadrons. An estimate like those of the previous points suggests that these contaminations are not huge.

However, these events tell us little, missing more direct information. It must be observed that the total 4-momentum of the  $n\bar{n}$  pair is automatically determined since it must exactly balance the dilepton 4-momentum. We cannot however access information on the relative configuration of  $n$  and  $\bar{n}$ , so to know that an event is of  $n\bar{n}$ -only nature does not give us access to new observables.

### 3.6 (F) Mixed nucleon-antinucleon pairs (inclusive identification of the pair)

The 7993 events with a “mixed” pair are events where we see a proton not accompanied by an antiproton, or viceversa, and an odd number of charged pions. Here I only consider the case of one accompanying charged pion.

I assume that the numbers of  $p\bar{n}$  and  $n\bar{p}$  are the same, i.e. about 4000. The main error comes from  $p\bar{p} + 2\pi$  pairs where  $p$  or  $\bar{p}$ , *and* one of the two pions, are not detected.

Identifying a  $p\bar{n}$  event on the ground that we find a proton unaccompanied

by an antiproton (i.e. without checking for the pion) would be really unsafe, since 2000 protons coming from a  $p\bar{n}$  pair are overcome by about 12,400  $p\bar{p}$  events where the antiproton is not seen because of the forward dead cone. This means about 0.14 probability for identifying a mixed pair from a single proton.

In the  $n\bar{p}$  case half of the true 4000 events is not detected because of the antiproton in the dead cone. The left 2000 events must be matched to 3200  $p\bar{p}$  events where the proton is not seen. So, when we see an antiproton without a companion proton we have 38 % probability that it comes from an  $n\bar{p}$  pair.

So, in both cases we need to identify the accompanying pion to have a clear signature of the event, hoping that we are not confusing a single-pion event with a double-pion event. This confusion, as estimated previously, takes place in 13 % of the single-pion detections, but in this case this number can be divided by two. Indeed, the pion accompanying the mixed pair must carry a well defined charge, while in the case of a missing pion from a pion pair the previously calculated 13 % factor includes both charges with equal probability.

So, to quantify the chances that a  $\bar{p}\pi^+$  pair is associated to an  $n\bar{p}$  mixed pair we need to compare  $(1-0.13/2)*0.38$  to  $(1-0.38)*(0.13/2)$ . The latter is the probability that we have found a  $p\bar{p}$  pair accompanied by two pions, and is much smaller than the former. So the identification of the detected  $\bar{p}\pi^+$  pair as an event containing an  $n\bar{p}$  pair is quite safe.

In the case of a proton and a negative pion, we have to match  $(1-0.13/2)*0.14$  vs  $(0.13/2)*(1-0.14)$ , i.e. 0.13 vs 0.06. This means that in 1/3 of the cases our identification of an event containing a  $p\bar{n}$ -pair from a detected  $p\pi^-$  pair is wrong.

It must be observed that in the mixed-pair case the accessible information is larger than in the  $n\bar{n}$  case, since we have some knowledge of the reciprocal orientation of the produced fragments. On the other side, these fragments are at least three (with possibly additional dead cone photons), with potential difficulties in theoretical modelling.

## 4 Conclusions

The limiting feature of Drell-Yan in PANDA (its reduced energy) may be converted into a strength point. We have the possibility to analyze in detail more complex and exclusive events where the Drell-Yan dilepton pair is accompanied by hadronic/e.m. fragments that are recorded in detail. The limited phase space of this experiment makes the number of accompanying fragments small.

An analysis of the involved statistics, after taking PANDA acceptance into account, shows that some features of the simplest fragment combinations (in particular: of a pure proton-antiproton pair) may be studied with reasonable safety: the statistics is reasonable, the danger of confusion with events of different nature is small.

## References

- [1] PANDA collaboration, L.o.I. for the *Proton-Antiproton Darmstadt Experiment* (2004), <http://www.gsi.de/documents/DOC-2004-Jan-115-1.pdf>.
- [2] W.Erni et al (the PANDA collaboration), “Physics performance report for PANDA: strong interaction studies with antiprotons”, arXiv:0903.3905; this work is commonly known as “the PANDA physics book”.
- [3] D.Bettoni, “The PANDA experiment at Fair”, Proceedings of GHP2009, Denver, Colorado, USA, 2009 (Web-available presentation)
- [4] S.D.Drell and T.M.Yan, Phys.Rev.Lett.**25** 313 (1970); S.D.Drell and T.M.Yan, Ann. of Phys. **66** 578 (1971);
- [5] D.Antreasyan et al, Nucl.Phys **B 199**, 365 (1982). D.Antreasyan et al, Nuovo Cim. **A 99**, 595 (1988).
- [6] T.Sjostrand, S.Mrenna, and P.Skands, Comp.Phys.Comm.**178** 852 (2008).
- [7] A.Bianconi, Nucl.Instrum.Meth.**A 593** (2008).
- [8] A.Bianconi and M.Radici, Phys.Rev. **D 71**, 074014 (2005).
- [9] A.Bianconi, Phys.Rev.**D74**, 057501 (2006).
- [10] A.Bianconi and M.Radici, J.Phys.**G34** (2007)
- [11] C.S.Lam and W.-K.Tung, Phys.Rev. **D 18** 2447. C.S.Lam and W.-K.Tung, Phys.Rev. **D 21** 2712.
- [12] D.Boer and P.J.Mulders, Phys.Rev. **D57**, 5780 (1998);
- [13] S. Arnold, A. Metz, and M. Schlegel, Phys.Rev.**D79**, 034005 (2009);
- [14] J.Badier et al, Z.Phys.**C 11** 195 (1981); O.Callot, preprint LAL-81-08 mar 81 (available at the KEK online preprint library), published in the Proceedings of the 1st Moriond Workshop, Les Arcs, France, 25-30 Jan 1981, ed. J.Tran Thanh Van, Frontieres 1981.
- [15] S.Falciano et al, Z.Phys.**C 31** 513 (1986); M.Guanzioli et al, Z.Phys.**C 37** 545 (1988).
- [16] Conway et al, Phys.Rev.**D 39** (1989) 92.