

Polarizations and symplectic isotopies.

Emmanuel Opshtein. *

Abstract

The aim of this paper is to explain a link between symplectic isotopies of open objects such as balls and flexibility properties of symplectic hypersurfaces. We get connectedness results for spaces of symplectic ellipsoids or maximal packings of \mathbb{P}^2 .

Introduction

In [3], Biran proved a decomposition theorem for rational kähler manifolds which has proved useful in many situations such as symplectic packings [2, 19], Lagrangian embeddings [4] ... This paper tries to add symplectic isotopies to this list of applications. In polarized symplectic manifolds - triples (M, ω, Σ) where $\omega \in H^2(M, \mathbb{Z})$ and Σ is a symplectic hypersurface Poincaré-dual to a (necessarily positive) multiple $k\omega$ of the symplectic form -, this decomposition result may be expressed as :

Theorem 1 (Biran). *In a polarized closed symplectic manifold (M, ω, Σ) , there exists a zero-volume closed skeleton in M whose complement is a standard symplectic disc bundle supported by Σ .*

In fact, polarizations of sufficiently high degree exist on all closed (*i.e.* compact, without boundary) rational symplectic manifolds [6]. These manifolds split into a *standard symplectic part* - an explicit disc bundle over Σ - and a *negligible skeleton* (in the Kähler case it is even isotropic). Although no kind of uniqueness can be expected (see [3] for a discussion on the skeleton for instance), our next theorem explains how to construct many such decompositions - *i.e.* with enough freedom - all of whose symplectic parts are isotopic. In order to state it, let us mention that both $M \setminus \Sigma$ and the complement of the zero-section \mathcal{L}_0 in the symplectic disc bundle $\text{SDB}(\Sigma, k)$ are exact symplectic manifolds, so they admit Liouville forms. In the statement below, λ_0 is a distinguished such form on $\text{SDB}(\Sigma, k) \setminus \mathcal{L}_0$ (see section 1). Also, by a local embedding of (X, M) into (Y, N) - where $X \subset M$ and $Y \subset N$ - we always mean an embedding of a neighbourhood of X in M into N which induces a diffeomorphism from X to Y .

*Partially supported by ANR projects "Floer Power" ANR-08-BLAN-0291-03 and "Symplexe" BLAN06-3-137237

Theorem 2. *Let φ be a local symplectic embedding of $(SDB(\Sigma, k), \mathcal{L}_0)$ into (M, Σ) . Any Liouville form β on $M \setminus \Sigma$ which differs from $\varphi_*\lambda_0$ by a smooth 1-form on M gives rise to a unique symplectic embedding $\Phi : SDB(\Sigma, k) \hookrightarrow M$ such that $\Phi_*\lambda_0 = \beta$. The embeddings obtained in this way form a contractible space.*

The symplectic disc bundles naturally contain ellipsoids or ball packings [19]. Theorem 2 can be seen as a flexibility statement for embeddings of such objects, which are restricted to a jet condition on a hypersurface. In full generality the flexibility of this condition seems hardly tractable, but in dimension 4 hypersurfaces are symplectic curves and pseudo-holomorphic techniques come to our rescue. We get for instance :

Theorem 3. *The space of symplectic embeddings of (closed) balls of fixed radius or ellipsoids $\mathcal{E}(a_+, a_-)$ with $a_+ < \pi$ in \mathbb{P}^2 is connected.*

It reproves in particular McDuff's connectedness results on the space of symplectic balls of \mathbb{P}^2 [12], and of symplectic ellipsoids [15] for not too long ellipsoids. Her approach *via* blow-up and inflation is more efficient : her results are valid in more general manifolds than only \mathbb{P}^2 , for more than one ball alone [13, 14] and for any ellipsoid. The present technique may simply be considered as another attempt to approach this still open question of symplectic isotopy. In one respect at least it shows interest : compared to the inflation process, the isotopies we produce are more explicit. As such, we can follow them enough to achieve results for maximal objects. I proved for instance in [19] that all smooth maximal packings of \mathbb{P}^2 by two balls - *i.e.* smooth embeddings of two closed balls of maximal radii ($r_1^2 + r_2^2 = 1$) whose images have disjoint interior - have basically the same intersections. In fact, these maximal packings are unique up to symplectic isotopies.

Theorem 4. *The space of smooth maximal symplectic packings of \mathbb{P}^2 by two balls of fixed radii is connected.*

We do not intend to get the most general results in this paper. For instance theorem 4 can be easily adapted to five balls and theorem 3 to other ellipsoids (*e.g.* $(a_+, a_-) \approx (2\pi, \frac{\pi}{2})$), other spaces such as $S^2 \times S^2$ with split symplectic forms (see [20] theorem 10) or to results in the directions of Lalonde-Pinsonnault [11, 1]. Our aim is rather to present a method, fundamentally based on the fact that since open domains can be made out of symplectic hypersurfaces, these two classes of objects should share some rigidity or flexibility properties. Each piece of information on the flexibility of some class of symplectic hypersurfaces is liable to have an interpretation in terms of packings.

The paper is organized as follows. We first review Biran's description of the standard disc bundles. We then carry out an alternative proof of theorem 1 following the lines suggested in [3]. Although this proof gives less

information on the skeleton, it is purely symplectic and it clearly shows how much flexibility could be expected for Biran decompositions. It leads to a weak form of theorem 2, enough for all subsequent applications. We come to symplectic isotopies in section 3, where we let aside the most delicate point of the method - finding convenient symplectic curves. We deal with this last point in section 4 with classical techniques of pseudo-holomorphic curves [9, 18] as well as SFT-like techniques [8, 5] similar in spirit to those used by Hind-Kerman [10]. We finally prove theorem 2 in appendix A.

Acknowledgements. I wish to thank C. Viterbo, F. Bourgeois and A. Oancea for explaining me how Symplectic Field Theory can be useful in the kind of problems we are led to here. This paper owes a lot to D. McDuff who pointed out (and sometimes even fixed) inaccuracies in the first versions.

1 Symplectic disc bundles

1.1 Description.

Let (Σ, τ) be a closed symplectic manifold with $\tau \in H^2(\Sigma, \mathbb{Z})$. Let $\pi : \mathcal{L} \rightarrow \Sigma$ be a line bundle on Σ with first chern class $c_1(\mathcal{L}) = [k\tau]$ endowed with a hermitian metric g and a connection ∇ with curvature $R^\nabla = 2i\pi k\tau$. Define the transgression 1-form on the complement of the zero-section \mathcal{L}_0 by :

$$\begin{aligned} \alpha\left(\frac{\partial}{\partial r}\right) &= 0, \quad \alpha\left(\frac{\partial}{\partial \theta}\right) = \frac{1}{2\pi}, \\ \alpha|_{H^\nabla} &= 0, \end{aligned}$$

where r is the radial coordinate, $\partial/\partial\theta$ is the infinitesimal generator of the S^1 -action $e^{i\theta}$ on \mathcal{L} and H^∇ is the horizontal distribution of the connection ∇ . With this normalization, a simple computation shows that $d\alpha = -k\pi^*\tau$. Out of this 1-form, one can make an obviously closed 2-form on \mathcal{L} :

$$\omega_0 := \pi^*\tau + d(r^2\alpha) = (1 - kr^2)\pi^*\tau + dr^2 \wedge \alpha.$$

This 2-form degenerates on the circle bundle $\{r^2 = 1/k\}$, and therefore restricts to a symplectic form on the π/k -disc bundle on Σ (that is the set $\{r^2 < 1/k\}$). Here, π/k refers to area rather than radius. This disc bundle together with the form ω_0 will be called the *standard symplectic disc bundle of degree k* and denoted by $\text{SDB}(\Sigma, k, \tau)$. Of course, this construction relies on a choice of a hermitian metric on L , but it can be shown that any such choice leads to the same symplectic manifold. This fact justifies the wording "standard" and the omission of the metric on the notation $\text{SDB}(\Sigma, k, \tau)$. Let us point out that these bundles appear naturally in symplectic geometry by Weinstein's theorem [21] :

Theorem (Weinstein). *Let (M, ω) be a closed rational symplectic manifold and Σ a symplectic hypersurface of M which is Poincaré-dual to an integer $k\omega$. Then a neighbourhood of Σ in M is symplectomorphic to a neighbourhood of \mathcal{L}_0 in $SDB(\Sigma, k, \omega|_\Sigma)$.*

When it is clear enough from the context that Σ is a hypersurface of a symplectic manifold, we may write $SDB(\Sigma, k)$ in place of $SDB(\Sigma, k, \omega|_\Sigma)$.

1.2 Liouville forms.

The symplectic disc bundles above retract onto their zero-section, so the symplectic form ω_0 is exact on the complement of \mathcal{L}_0 . Our present aim is to describe some features of their primitives, called Liouville forms, and of their associated vector fields. Throughout this paper, a Liouville form for a symplectic structure ω is a 1-form λ such that $d\lambda = -\omega$. Recall that the Liouville vector field associated to λ is defined by $\omega(X_\lambda, \cdot) = \lambda$ and is a contracting vector field for $\omega : L_{X_\lambda}\omega = -\omega$, so $\Phi_{X_\lambda}^t \omega = e^{-t}\omega$. Let us now fix a symplectic manifold (Σ, τ) and its symplectic disc bundle $SDB(\Sigma, k, \tau)$ with form $\omega_0 = (1 - kr^2)\pi^*\tau + dr^2 \wedge \alpha$.

The form $\lambda_0 := (1 - kr^2)\alpha/k$ is a Liouville form, whose associated vector field is $X_0 := \frac{1 - kr^2}{2kr} \frac{\partial}{\partial r}$. This vector field is radial, forward complete (its flow is defined for any positive time), but it explodes at \mathcal{L}_0 , where it points outwards. An easy computation shows that if $p \in SDB(\Sigma, k, \tau)$ is at distance $r(p)$ from \mathcal{L}_0 , then $\Phi_{X_0}^t(p)$ goes to the boundary of the disc bundle when the time goes forward to $+\infty$ while it reaches \mathcal{L}_0 in finite negative time $\tau(p) = -\ln(1 - kr(p)^2)$. Notice now that if ϑ is any closed 1-form on Σ , the form $\lambda_\vartheta := \lambda_0 + \pi^*\vartheta$ is also a Liouville form. Since $\pi^*\vartheta$ vanishes on the fiber, the radial component of the Liouville vector field X_ϑ associated to λ_ϑ is X_0 . Moreover, the invariance of $\pi^*\vartheta$ with respect to r ensures that X_0 and $X_\vartheta - X_0$ commute. Finally, since Σ is compact, $X_\vartheta - X_0$ is complete so the above completeness properties also hold for X_ϑ . In fact - but we will not need this precise statement in the sequel - X_ϑ differs from X_0 by a horizontal vector field which projects by π to the symplectic vector field τ -dual to ϑ . Let us summarize this discussion.

Proposition 1.1. *Let (Σ, τ) be a closed symplectic manifold with $\tau \in H^2(\Sigma, \mathbb{Z})$. Any closed 1-form ϑ on Σ gives rise to a Liouville form $\lambda_\vartheta := \lambda_0 + \pi^*\vartheta$ on $SDB(\Sigma, k) \setminus \mathcal{L}_0$ ($\lambda_0 := (1 - kr^2)\alpha/k$) with corresponding vector field X_ϑ which is forward complete and whose flow satisfies the following :*

$$\Phi_{X_\vartheta}^t(p) \longrightarrow \begin{cases} \partial SDB(\Sigma, k) = \{r^2 = 1/k\}, & \text{when } t \longrightarrow +\infty \\ \mathcal{L}_0 = \{r = 0\}, & \text{when } t \longrightarrow \tau(p) := \ln(1 - kr(p)^2). \end{cases} \quad (1)$$

We finish this paragraph with the definition of a convex domain relative to a Liouville form.

Definition 1.2. We say that a smoothly bounded compact subset $U \subset SDB(\Sigma, k)$ is λ_{ϑ} -convex if X_{ϑ} points outward along ∂U .

The relevance of this definition lies in that a convex domain U can be recovered from $U \cap \mathcal{L}_0$ only, by "inflation" along X_{ϑ} . Moreover this inflation process only depends on X_{ϑ} inside U . For this reason, we call \mathcal{L}_0 a supporting hypersurface of U .

1.3 Symplectic disc bundles and ellipsoids.

The role that symplectic disc bundles plays in the applications of this paper comes from their links with ellipsoids. This link was noticed in [19], but we recall it now for self-containedness. Call $\mathcal{E}(a_1, a_2, \dots, a_n)$ the closed ellipsoid defined in the following way :

$$\mathcal{E}(a_1, \dots, a_n) = \left\{ (z_1, \dots, z_n) \in \mathbb{C}^n \mid \pi \frac{|z_1|^2}{a_1} + \dots + \pi \frac{|z_n|^2}{a_n} \leq 1 \right\}.$$

With this definition, the a_i are the areas of the "complex axes" of the ellipsoid, and in symplectic terms they are Eckeland-Hofer capacities of the ellipsoid. A symplectic embedding of an ellipsoid into a symplectic manifold will be simply called a symplectic ellipsoid. Unless explicitly stated, the ellipsoids are *closed* in all the paper. The following proposition shows how they get into the picture (see [19] for a proof):

Proposition 1.3. *The restriction of a symplectic disc bundle $SDB(\Sigma, k)$ to a symplectic ellipsoid $\mathcal{E}(a_1, \dots, a_n)$ of the base is an open symplectic ellipsoid $\overset{\circ}{\mathcal{E}}(a_1, \dots, a_n, 1/k)$.*

In dimension 4, that is when Σ is of dimension 2, an ellipsoid of the base is simply an embedded disc in Σ . The proof of proposition 1.3 goes by finding an explicit mapping Ψ between the disc bundle and an ellipsoid. It is easy to prove that smaller *straight ellipsoids* (or balls) are identified through Ψ to λ_0 -convex sets. By a straight ellipsoid of $\mathcal{E}(a_1, \dots, a_n) \subset \mathbb{C}^n$ we mean the image of the unit ball by a diagonal complex map $(z_1, \dots, z_n) \mapsto (\lambda_1 z_1, \dots, \lambda_n z_n)$.

Proposition 1.4. *Let \mathcal{E} be a symplectic ellipsoid in Σ and $\Psi : \mathcal{E}' \xrightarrow{\sim} \pi^{-1}(\mathcal{E})$ be the natural parametrisation of the restriction of $SDB(\Sigma, k, \tau)$ to \mathcal{E} by an ellipsoid. Then the image of any straight ellipsoid of $\mathcal{E}' \subset \mathbb{C}^n$ by Ψ is λ_0 -convex as well as λ_{ϑ} -convex provided that the 1-form ϑ vanishes on \mathcal{E} (this condition is not of cohomological nature).*

2 Biran decomposition theorem.

2.1 Proof of theorem 1.

Let (M, ω) be a closed rational symplectic manifold with a symplectic hypersurface Σ which is Poincaré-dual to $k\omega$. By Weinstein's neighbourhood

theorem, there is an embedding φ between open neighbourhoods \mathcal{U}, \mathcal{V} of $\mathcal{L}_0 \subset \text{SDB}(\Sigma, k)$ and $\Sigma \subset M$. Observe that being Poincaré-dual to $k\omega$ implies that $M \setminus \Sigma$ is an exact symplectic manifold because ω vanishes on any 2-cycle of $M \setminus \Sigma$. The following lemma ensures that one of the λ_ϑ defined in the previous section is compatible with a Liouville form on $M \setminus \Sigma$. Precisely,

Lemma 2.1. *There exists a 1-form ϑ on Σ such that $\varphi_*\lambda_\vartheta$ - defined on $\mathcal{V} \setminus \Sigma$ - extends to a Liouville form on $M \setminus \Sigma$.*

Let us first explain why theorem 1 is a consequence of this lemma. First, restrict \mathcal{U} to a λ_ϑ -convex domain if necessary. Let β be an extension of $\varphi_*\lambda_\vartheta$ to a Liouville form of $M \setminus \Sigma$ and X_β its dual vector field. Since it coincides with φ_*X_ϑ on $\mathcal{V} \setminus \Sigma$, X_β points outward along $\partial\mathcal{V}$ so it is forward complete by compactness of M , exactly as X_ϑ is. Define therefore the map

$$\begin{aligned} \Phi : \text{SDB}(\Sigma, k) &\longrightarrow M \\ x &\longmapsto \begin{cases} \varphi(x) & \text{if } x \in \mathcal{U}, \\ \Phi_{X_\beta}^\tau \circ \varphi \circ \Phi_{X_\vartheta}^{-\tau}(x) & \text{if } \Phi_{X_\vartheta}^{-\tau}(x) \in \mathcal{U}. \end{cases} \end{aligned}$$

Since Φ transports X_ϑ to X_β , it commutes with the flows of these two vector fields inside \mathcal{U} , so there is in fact no need to specify which value of τ should be considered above : thanks to the convexity of \mathcal{U} , any choice gives the same point for $\Phi(x)$. Notice moreover that the procedure above actually defines Φ on $\text{SDB}(\Sigma, k)$ because of property (1) : the flow of X_ϑ expands \mathcal{U} and its image eventually covers the whole of $\text{SDB}(\Sigma, k)$. The map Φ is obviously a symplectic embedding. Finally, notice that $M \setminus \text{Im } \Phi$ is endowed with a backward complete (volume-contracting) Liouville vector field so its volume must vanish by compactness of M . \square

Let us finally turn back to the missing lemma.

Proof of lemma 2.1 : Pick first a Liouville form β on $M \setminus \Sigma$. If we can find a closed 1-form ϑ on Σ such that $\beta - \varphi_*\lambda_\vartheta$ is exact on $\mathcal{V} \setminus \Sigma$, then the lemma follows. Indeed, $\varphi_*\lambda_\vartheta$ then coincides with $\beta + dh$ where h is a smooth function defined on $\mathcal{V} \setminus \Sigma$, and any extension of h to $M \setminus \Sigma$ provides an extension of $\varphi_*\lambda_\vartheta$ to a Liouville form on $M \setminus \Sigma$.

In order to construct the form ϑ , consider a generating family $\{\gamma_0, (\gamma_i)\}$ of the 1-dimensional homology of $\mathcal{V} \setminus \Sigma$ where γ_0 is "the small loop around Σ " parameterized by $\{\varphi(e^{i\theta} \cdot p), \theta \in [0, 2\pi]\}$ and γ_i project by $\pi \circ \varphi^{-1}$ to simple closed loops γ'_i which span $H_1(\Sigma)$. Let us define ϑ by requiring that $[\vartheta] \cdot \gamma'_i = \int_{\gamma_i} (\beta - \varphi_*\lambda_0)$. Then $\beta - \varphi_*\lambda_\vartheta$ vanishes on each class $[\gamma_i] \in H_1(\mathcal{V} \setminus \Sigma)$

because

$$\begin{aligned}
\int_{\gamma_i} \beta - \varphi_* \lambda_\vartheta &= \int_{\gamma_i} \beta - \int_{\gamma_i} \varphi_* \lambda_\vartheta \\
&= \int_{\gamma_i} \beta - \int_{\gamma_i} \varphi_*(\lambda_0 + \pi^* \vartheta) \\
&= \int_{\gamma_i} (\beta - \varphi_* \lambda_0) - \int_{\gamma_i} \varphi_* \pi^* \vartheta \\
&= \int_{\gamma_i} (\beta - \varphi_* \lambda_0) - \int_{\gamma'_i} \vartheta = 0 \text{ by construction.}
\end{aligned}$$

Observe now that γ_0 is a torsion element in $H_1(\mathcal{V} \setminus \Sigma)$. Indeed, $[\gamma_0]$ represents the class of the fiber in the S^1 -bundle $P := \partial \mathcal{V}$ over Σ . Since the Euler class of this bundle is $k[\omega]$, the image of ∂_* in the long exact sequence

$$\dots \longrightarrow H_2(\Sigma) \xrightarrow{\partial_*} H_1(S^1) \xrightarrow{i_*} H_1(P) \longrightarrow \dots,$$

is $[k\omega](H_2(\Sigma)) \neq \{0\}$. Thus $[\gamma_0] \in H_1(P) = H_1(\mathcal{V} \setminus \Sigma)$ has finite order as claimed and $\beta - \varphi_* \lambda_\vartheta[\gamma_0] = 0$. Having no period, this one form is exact in $\mathcal{V} \setminus \Sigma$. \square

2.2 Comments.

The proof prompts two remarks. First, we were only able to produce a map which pulls back β to some λ_ϑ but not necessarily to λ_0 , which seems in contradiction with theorem 2. The reason for this restriction is however purely technical and we get rid of it in the appendix. The second remark is that a partial flexibility proceeds already from this proof of theorem 1.

Corollary 2.2. *Let (M, ω, Σ) be a polarized symplectic manifold, φ a symplectic embedding of $SDB(\Sigma, k)$ into M and ϑ a 1-form on Σ such that $\varphi_* \lambda_\vartheta$ extends to a Liouville form on M . The set of symplectic embeddings of a λ_ϑ -convex domain $U \subset SDB(\Sigma, k)$ into M which coincide with φ near \mathcal{L}_0 is contractible.*

Proof : It is enough to prove the statement for those maps which coincide with φ on a fixed neighbourhood of \mathcal{L}_0 . Then we may as well assume that U contains all \mathcal{L}_0 , simply extending all these maps by φ on some neighbourhood of \mathcal{L}_0 . Consider now an element ψ of

$$E := \{\psi : U \longrightarrow M \mid \psi^* \omega = \omega_0, \psi = \varphi \text{ on a neighbourhood of } \mathcal{L}_0\}.$$

Since U is λ_ϑ -convex, it retracts on \mathcal{L}_0 so the cohomological condition on ϑ implies that $\psi_* \lambda_\vartheta$ extends to a Liouville form β on $M \setminus \Sigma$. Arguing as in the proof of theorem 1, we get a symplectic embedding $\Psi_\beta : SDB(\Sigma, k) \hookrightarrow M$ with $\Psi_\beta^* \beta = \lambda_\vartheta$. Moreover, because of the λ_ϑ -convexity of U , the restriction

of Ψ_β to U is ψ , whatever extension β of $\psi_*\lambda_\vartheta$ we have chosen. This means that we have a surjective, obviously continuous map from E' onto E , where

$$E' := \{\beta \mid d\beta = -\omega, \beta \equiv \varphi_*\lambda_\vartheta \text{ on a neighbourhood of } \mathcal{L}_0\}.$$

A right-inverse for this map is easily constructed by hand. Since its fibers together with E' are contractible as affine spaces, E also is contractible. \square

3 Applications to isotopy problems in \mathbb{P}^2

The goal of this section is to exploit corollary 2.2 in some isotopy problems in symplectic geometry. Let us first describe a recipe. Let (M, Σ) be a polarized symplectic manifold M with an embedding of $\text{SDB}(\Sigma, k)$ into M as constructed above. Let U be a λ_0 -convex domain of $\text{SDB}(\Sigma, k)$, $\varphi : U \hookrightarrow M$ be the induced embedding and $\psi : U \hookrightarrow M$ be another symplectic embedding. In order to isotop ψ to φ , proceed as follows :

- Find a closed symplectic hypersurface $\Sigma' \subset M$ symplectomorphic to Σ , whose intersection with $\psi(U)$ coincides with $\psi(U \cap \mathcal{L}_0)$. We say that Σ' is a supporting hypersurface of $\psi(U)$.
- Isotop Σ' to $\varphi(\mathcal{L}_0)$.

Without further information on ψ , both previous steps need "hard" techniques, and for this reason the present recipe only works in dimension 4.

- Isotop ψ to φ on $\Sigma \cap U$, and then even on a neighbourhood of $\Sigma \cap U$ in U . This means finding local normal forms, which is often tractable in the symplectic world.
- Use finally corollary 2.2 to isotop ψ to φ .

Roughly speaking, the above method reduces the problems of isotopies of open domains from a question on symplectic foliations to a question on one single symplectic hypersurface. Indeed, when isotoping an open domain it is *a priori* necessary to move full coordinate charts. For instance, Gromov's isotopies between the compactly supported symplectic transformations of the bidisc are done through deformations of the images of the grid $\{z_2 = c\}$, $\{z_1 = c\}$. McDuff's proofs that the space of embeddings of one ball in \mathbb{P}^2 is connected consists in straightening the foliation of $\psi(B^4)$ by Hopf discs (the images by ψ of the intersections of B^4 with complex lines). By contrast, theorem 1 and its corollary 2.2 show that the data of a single "hard object" - one symplectic hypersurface - together with "soft objects" - Liouville forms - provide symplectic coordinates which can already be deformed rather freely.

In this section, we first focus on the soft part : local isotopies. We then reprove Gromov's result on the connectedness of the space of symplectic automorphisms of the ball which are the identity near the boundary. Although this result is well-known, we hope that its proof will illustrate clearly the

above recipe. We finally prove theorem 3 and 4, postponing however the proof of the needed hard results to the next section.

3.1 Preliminaries : some local normal forms.

Local ellipsoids. The first proposition gives local isotopies between symplectic embeddings of an ellipsoid $\mathcal{E} := \mathcal{E}(1, a)$ which coincide on the Hopf disc $D := \{z_2 = 0\}$. A local embedding of (\mathcal{E}_a, D) is simply an embedding of a neighbourhood of D in \mathcal{E}_a .

Proposition 3.1. *Let $\psi : (\mathcal{E}_a, D) \rightarrow \mathbb{C}^2$ be a local symplectic embedding with $\psi|_D = \text{Id}$. Then there is a symplectic isotopy Φ_t which is the identity on D and which isotops ψ to the identity (that is $\Phi_1 \circ \psi = \text{Id}$). Moreover, the relative version holds : if $\psi|_{\partial\mathcal{E}_a} = \text{Id}$ then one can impose $\Phi_t|_{\partial\mathcal{E}_a} \equiv \text{Id}$.*

Proof : Since $\psi|_D = \text{Id}$ the map ψ writes

$$\psi(z_1, z_2) = (z_1, A(z_1)z_2) + o(|z_2|),$$

where $A(z_1)$ is a symplectic linear map. Consider a path of maps $A_t : D \rightarrow \text{Sp}(4)$ such that $A_0 = A$ and $A_1 = \text{Id}$. Impose also that $A_t|_{\partial D} \equiv \text{Id}$ when $\psi|_{\partial\mathcal{E}_a} \equiv \text{Id}$, which is possible because $\pi_2(\text{Sp}(4)) = 0$. Then there is a path of diffeomorphisms $f_t : (\mathcal{E}_a, D) \rightarrow \mathbb{R}^4$ such that

1. $f_0 = \varphi, f_1 = \text{Id}$,
2. $f_t(z_1, z_2) = (z_1, A_t(z_1)z_2) + o(|z_2|)$,
3. $f_t|_{\partial\mathcal{E}_a} \equiv \text{Id}$ if $\psi|_{\partial\mathcal{E}_a} \equiv \text{Id}$.

Since f_{t*} is symplectic on D (and $\partial\mathcal{E}_a$ in the relative situation), $f_{t*}\omega$ differs from ω by a small exact 2-form near D , which can even be chosen to vanish on D (and $\partial\mathcal{E}_a$). Then Moser's method gives maps h_t which are the identity on D (and $\partial\mathcal{E}_a$) such that $\varphi_t := h_t \circ f_t$ is a path of symplectic diffeomorphisms. Moreover, $h_0 = h_1 = \text{Id}$ because f_0 and f_1 are symplectic. \square

The kissing of two spheres along a characteristic. The next proposition gives a local model, which can be reached *via* isotopies, for a configuration of two spheres which intersect exactly along one characteristic. It will only be used in the proof of theorem 4. Before stating the result, let us describe one such configuration. Consider the two surfaces $S_{\pm} := \{|z_1|^2 = 1 \pm |z_2|^2\} \subset \mathbb{C}^2$. Then S_- is the 3-sphere of radius 1, $S_+ \cap S_- = C := \{(e^{i\theta}, 0)\} \subset \mathbb{C}^2$ and in fact S_+ is also a symplectic sphere locally near C . Consider indeed the complex valued function defined in a neighbourhood of the unit circle by $\rho(re^{i\theta}) := \sqrt{2-r^2}e^{-i\theta}$. It is an area-preserving involution that preserves the foliation by circles and exchanges the interior and exterior of the unit disc. Then the map $(\rho(z_1), z_2)$ is a

symplectomorphism - only defined locally in a neighbourhood of C - which sends S_- to S_+ . Let us denote by $\varphi_1 := \text{Id}$ and $\varphi_2 := (\rho(z_1), z_2)$ the local parametrization of S_- and S_+ by $S^3 \subset \mathbb{C}^2$.

Proposition 3.2. *Let (ψ_1, ψ_2) be two local symplectic embeddings of (S^3, C) into (\mathbb{C}^2, C) with the properties that $\psi_1|_C = \text{Id}$, $\psi_2|_C(e^{i\theta}, 0) = (e^{-i\theta}, 0)$ and $\psi_1(S^3) \cap \psi_2(S^3) = C$. Then there exist symplectic isotopies Φ_1^t, Φ_2^t with supports in a neighbourhood of C such that $\Phi_1^1 \circ \psi_1 = \varphi_1$ near C and $\Phi_1^1 \circ \psi_1(S^3) \cap \Phi_2^1 \circ \psi_2(S^3) = C$ for all time.*

Proof : Throughout this proof, we will denote by $B_i := \psi_i(B \cap \mathcal{U})$ and $\partial B_i := \psi_i(S^3)$ where \mathcal{U} is the neighbourhood of C on which the ψ_i are defined. Consider the orthogonal projections $(D_\theta)_{\theta \in [0, 2\pi]}$ of the discs $\{z_1 = e^{i\theta}, |z_2| < \varepsilon\}$ to the sphere S^3 . It defines a local foliation \mathcal{D} of S^3 around C by symplectic discs, which are tangent to the vertical lines $\{z_1 = e^{i\theta}\}$. Notice that this foliation is invariant by the diagonal S^1 -action on \mathbb{C}^2 , whose infinitesimal generator X is tangent to the characteristic foliation of S^3 . Denote also by $\mathcal{D}_i = (D_{\theta i})$, $\mathcal{D}'_i = (D'_{\theta i})$, X_i and X'_i the images of \mathcal{D} and X by ψ_i and φ_i respectively.

Step 1 : Making all the foliations $\mathcal{D}_i, \mathcal{D}'_i$ tangent along C . Since all the discs $D_{\theta, i}, D'_{\theta, i}$ are transverse to C , there exists isotopies of foliations $(\mathcal{D}_i^s)_{s \in [0, 1]}$ of ∂B_i whose discs $(D_{\theta, i}^s)$ verify

$$\begin{cases} D_{\theta, i}^0 = D_{\theta, i}, \\ D_{\theta, i}^s \cap C = \{(e^{i\theta}, 0)\} \quad \forall s \in [0, 1], \\ \mathcal{D}_i^1 \text{ is tangent to } \mathcal{D}'_i \text{ along } C. \end{cases}$$

Define now an area preserving map $\Phi_i^s : D_{i, 0} \rightarrow D_{i, 0}^s$ and extend it to a self-map of ∂B_i by requiring that Φ_i^s sends $D_{\theta, i}$ to $D_{\theta, i}^s$ and preserves the characteristic foliation of ∂B_i . It is then easy to see that Φ_i^s extends to a symplectomorphism between neighbourhoods of ∂B_i . This symplectic isotopy preserves ∂B_i and precisely brings \mathcal{D}_i to a foliation of ∂B_i which is tangent to \mathcal{D}'_i . Henceforth, we assume that the four foliations $\mathcal{D}_1, \mathcal{D}_2, \mathcal{D}'_1, \mathcal{D}'_2$ are tangent along C .

*Step 2: Making the local **images** coincide.* Thanks to the first step, all the discs are now tangent so there exists a local diffeomorphism f around C which verifies the following :

1. f is tangent to the identity on C (that is $f_*|_C = \text{Id}$),
2. $f : D_{0, i} \rightarrow D'_{0, i}$ is an area-preserving map,
3. $f_*X_i = X'_i$ (then $f : D_{\theta i} \rightarrow D'_{\theta i}$ is also area-preserving),
4. f_* is symplectic on ∂B_i . This is a requirement on the normal derivative of f which is compatible with the condition (1),

Now since f is tangent to the identity on C , $f_*\omega$ differs from ω only by a small exact two form which vanishes on ∂B_i , provided that we restrict it to a sufficiently small neighbourhood of C . Moser's path method therefore gives a "correcting map" h which is the identity on $\partial B_1, \partial B_2$ and such that $h_*f_*\omega = \omega$. The map $\Phi := h \circ f$ is a symplectic map which transforms ∂B_i to S_\pm , so $\Phi \circ \psi_i$ has the same image as φ_i .

In order to see that Φ can be obtained by a symplectic isotopy, we use Moser's method once again. Consider a path $(f_t)_{t \in [0,1]}$ of (germs of) diffeomorphisms near C between Id to Φ such that all f_t are tangent to the identity on C . Again, $f_{t*}\omega$ is close to ω near C thanks to condition iii), so we can apply Moser's method and get a path of correction maps h_t such that $h_t \circ f_t$ is a symplectic isotopy between Φ and the identity - recall that Id and Φ are symplectic so $h_0 = h_1 = \text{Id}$. Notice also that since h_t is a global isotopy, it obviously preserves the feature $\partial B_1 \cap \partial B_2 = C$.

Step 3 : Reparametrization. We are now in the situation where $\psi_i(S^3) = \varphi_i(S^3)$, $\psi_i(D_\theta) = \varphi_i(D_\theta)$ and $\psi_{i*}X = \varphi_{i*}X$. Observe that the condition $\psi_i(S^3) = \varphi_i(S^3)$ together with the fact that these two maps coincide on C impose that their derivatives only differ by rotations along C : $\psi_{*i}(p) = \varphi_{*i}(p) \circ A_p^i$, where $A_p^i(z_1, z_2) = (z_1, e^{i\theta_p^i} z_2)$. Hence rotating the balls allows that $\psi_{*i}(1, 0) = \varphi_{*i}(1, 0)$. Either being more cautious in the previous step, or applying it again at this point of the proof, we can even achieve that $\psi_i|_{D_0} = \varphi_i|_{D_0}$. Since $\Phi_X^t(D_0) = D_t$ and $\psi_{i*}X = \varphi_{i*}X$ we thus get $\psi_i|_{D_t} = \varphi_i|_{D_t}$, so $\psi_i|_{S^3} = \varphi_i|_{S^3}$. Arguing exactly as for the proof of proposition 3.1, we get symplectic isotopies from ψ_i to φ_i which are the identity on ∂B_i , so they preserve the intersection property $\partial B_1 \cap \partial B_2 = C$. \square

3.2 Gromov's theorem

We now prove Gromov's theorem cited above. Figure 1 illustrates the proof.

Theorem (Gromov). *The space of compactly supported symplectic automorphisms of $B^4(1)$ is connected.*

Proof : Let $\psi : B^4(1) \xrightarrow{\sim} B^4(1)$ be a symplectic automorphism which is the identity near $\partial B^4(1)$. Gromov's proof shows that the disc $\psi(D) := \psi(\{z_2 = 0\})$ is symplectic isotopic to D via a symplectic isotopy with compact support, so we can assume that $\psi(D) = D$. Moreover, a Hamiltonian isotopy with support in D transforms $\psi|_D$ to the identity (this is an easy 2-dimensional problem). This isotopy obviously extends to a compactly supported symplectic isotopy, achieving $\psi|_D = \text{Id}$. By proposition 3.1, we can even assume that $\psi \equiv \text{Id}$ on a neighbourhood of D . Since the restriction of $\text{SDB}(S^2, 1)$ to $S^2 \setminus \{N\}$ (N is the north pole) is symplectomorphic to $B^4(1)$, we can see ψ as a transformation of $\text{SDB}(S^2, 1)$ with compact support which is the identity near \mathcal{L}_0 and the fiber over N . As in corollary 2.2, moving $\psi_*\lambda_0$ to λ_0 via a path of Liouville forms which fits with λ_0 wherever $\psi_*\lambda_0 = \lambda_0$ gives a path

of symplectic automorphisms of $B^4(1)$ which are the identity on $\partial B^4(1)$ and connect ψ to the identity. \square

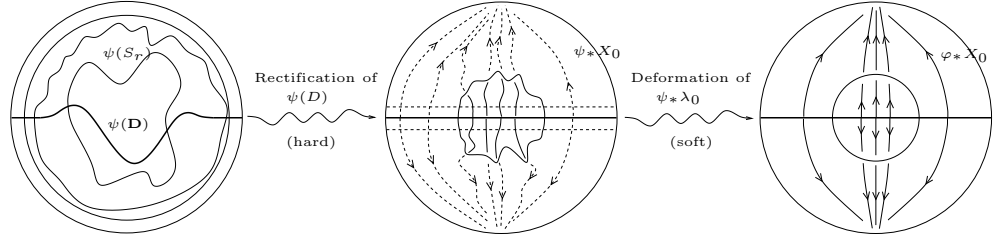


Figure 1: Proof of Gromov's theorem.

3.3 Isotopies of ellipsoids : proof of theorem 3.

We isotop a symplectic embedding $\psi : \mathcal{E}(a_+, a_-) \hookrightarrow \mathbb{P}^2$ with $a_- \leq a_+ < \pi$ to a model embedding which we describe now. Given a projective line L in \mathbb{P}^2 , there is an explicit embedding Φ of $\text{SDB}(S^2, 1)$ into \mathbb{P}^2 , whose complement is one point. The restriction of the symplectic disc bundle to the disc $S^2 \setminus \{N\}$ is symplectomorphic to $B^4(1)$. Our reference embeddings φ is simply the restriction of $\Phi \circ s$ to the standard inclusion $\mathcal{E}(a_+, a_-) \subset B^4(1)$, where s is the coordinate exchange $s(z_1, z_2) = (z_2, z_1)$ in $B^4(1)$. Notice that L intersects $\text{Im } \varphi$ through the small axis $\varphi(\{z_1 = 0\})$ of the ellipsoid. Our first task is to find a supporting line for ψ also, that is a symplectic line of \mathbb{P}^2 which intersects $\text{Im } \psi$ exactly through $\psi(\{z_1 = 0\})$.

Lemma 3.3. *Every symplectic embedding $\psi : \mathcal{E}(a_+, a_-) \hookrightarrow \mathbb{P}^2$ with $a_- \leq a_+ < \pi$ has a supporting surface of symplectic area π .*

This lemma is the hardest point of the proof, and it is postponed to the next section. Now since any two symplectic lines are isotopic, we can assume that the supporting surface is L . Moreover, any two discs of the same area in L are isotopic by an ambient Hamiltonian, so we can also assume that $\psi|_{\{z_1=0\}} = \varphi|_{\{z_1=0\}}$. Proposition 3.1 actually shows that these embeddings can even fit as germs around $\{z_1 = 0\}$. By corollary 2.2, we thus get that ψ is isotopic to φ . \square

3.4 Isotopies of maximal symplectic packings.

We now explain theorem 4. Let us first recall the setting. A symplectic packing of \mathbb{P}^2 by k balls of radii r_1, \dots, r_k is a symplectic embedding $\varphi : \overset{\circ}{B}(r_1) \sqcup \dots \sqcup \overset{\circ}{B}(r_k) \hookrightarrow \mathbb{P}^2$. It is called smooth if each $\varphi_i := \varphi|_{\overset{\circ}{B}(r_i)}$ extends to a smooth embedding of the closed ball. It is called maximal if none of the φ_i can be extended to a larger ball while still defining a packing (that

is $\text{Im } \varphi_i \cap \text{Im } \varphi_j = \emptyset$). Finally, we say that two packings φ, ψ are isotopic if there exist paths of symplectomorphisms (Φ_i^t) such that

- $\Phi_0^i = \text{Id}, \Phi_1^i \circ \varphi_i = \psi_i$
- the embeddings $\varphi_i^t := \Phi_i^t \circ \varphi_i$ define a packing for each $t \in [0, 1]$.

When the packing is not maximal and the closure of the balls are disjoint, it is easy to see that this notion of isotopy coincides with the notion of ambient isotopy. However, when the closed balls are not disjoint, this notion allows for more freedom : breaking intersections or reparametrizing only one of the balls for instance. Symplectic packings were first introduced by Gromov, who showed that a symplectic packing of \mathbb{P}^2 by two balls is subject to a symplectic obstruction : $r_1^2 + r_2^2 \leq 1$. In [16], it was proved that this is the only obstruction and Karshon constructed an example of smooth maximal 2-packings. Theorem 4 explains that all smooth maximal symplectic packing are isotopic to this particular one. We will only address below the problem for two balls of the same capacity $\pi/2$, but the generalization is completely straightforward.

Since Karshon's example is the packing to which all the others will be isotoped, we describe it briefly now (the description is not Karshon's one). We already pointed out that the restriction of the bundle $\text{SDB}(S^2, 1)$ to a disc of area $\pi/2$ is an ellipse $\mathcal{E}(\pi/2, \pi)$. Covering S^2 with two such discs, we get a packing of $\text{SDB}(S^2, 1)$ by two ellipsoids $\mathcal{E}(\pi/2, \pi)$, which contain balls $\mathcal{B}_1, \mathcal{B}_2$ of capacity $\pi/2$. The embedding Φ of $\text{SDB}(S^2, 1)$ around the line L already used in the previous section therefore gives a smooth maximal symplectic packing when restricted to $\mathcal{B}_1, \mathcal{B}_2$. Note that the line L is a supporting line of the packing (*i.e.* for both balls) and that the two balls intersect along a characteristic circle C of their boundaries (we also write a *Hopf circle* in the following). We denote by $\varphi = \{\varphi_1, \varphi_2\} := \{\Phi|_{\mathcal{B}_1}, \Phi|_{\mathcal{B}_2}\}$ this reference maximal packing and by $C_i \subset \partial\mathcal{B}_i$ the circle $\varphi_i^{-1}(C)$.

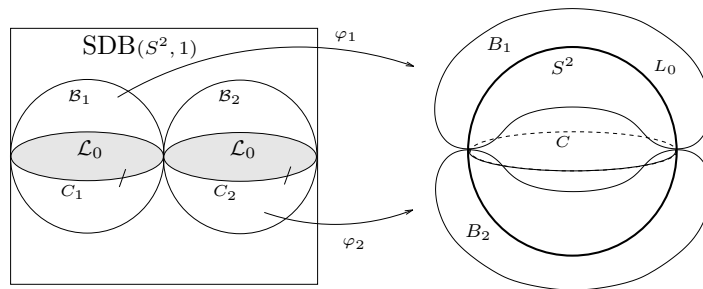


Figure 2: Karshon's maximal packing.

Proof of theorem 4 : Let $\Psi = \{\psi_1, \psi_2\}$ be a smooth maximal symplectic packing of \mathbb{P}^2 by two balls of capacity $\pi/2$. By [19], we know that Ψ is isotopic to a packing whose balls intersect exactly along one Hopf circle of

their boundaries. Taking this circle to $C \subset L$ and performing yet another packing isotopy, we can assume that $\text{Im } \psi_1 \cap \text{Im } \psi_2 = C$, $\psi_i(C_i) = C$ and even that $\psi_i|_{C_i} = \varphi_i|_{C_i}$. By proposition 3.2, we can even assume that $\psi_i = \varphi_i$ near C . The intersections $L \cap \psi_i(\mathcal{B}_i)$ are therefore symplectic discs which coincide with the images $\psi_i(\mathcal{L}_0)$ of the zero section $\mathcal{L}_0 \subset \text{SDB}(S^2, 1)$ on their boundary. By Gromov's result, $\psi_i^{-1}(L \cap \psi_i(\mathcal{B}_i))$ can be isotoped to \mathcal{L}_0 via a symplectic isotopy which is the identity on the boundary of the ball. So we can safely assume that ψ_i and φ_i coincide on \mathcal{L}_0 . By the relative version of proposition 3.1, we can achieve that $\psi_i = \varphi_i$ on a neighbourhood of \mathcal{L}_0 . Then $\{\psi_1, \psi_2\}$ can be seen as an embedding $\Psi : \mathcal{B}_1 \cup \mathcal{B}_2 \subset \text{SDB}(S^2, 1) \hookrightarrow \mathbb{P}^2$ which coincides with $\Phi = \{\varphi_1, \varphi_2\}$ on a neighbourhood of \mathcal{L}_0 . By corollary 2.2, Ψ and Φ are symplectic isotopic. \square

4 Supporting surfaces of embedded ellipsoids.

We now turn back to the proof of lemma 3.3.

4.1 The case of a ball.

The assertion of lemma 3.3 when $a_- = a_+ = a$ is weaker than what is established in [12], namely that *all* Hopf discs of a ball close to supporting lines. We explain however the proof briefly for the convenience of the reader. It relies on the blow-up procedure introduced by McDuff (see [17]), which we recall now. Let $\hat{\mathbb{C}}_1^2 := \{(p, d) \in \mathbb{C}^2 \times \mathbb{P}^1, p \in d\}$ together with its projections π_1 on \mathbb{C}^2 and π_2 on \mathbb{P}^1 (so that $\pi_1 : \hat{\mathbb{C}}_1^2 \rightarrow \mathbb{C}^2$ is the classical blow-up of \mathbb{C}^2 at the origin). Put $E := \pi_1^{-1}(\{0\})$, $L_\delta := \pi_1^{-1}(B^4(\delta))$ and define the symplectic form $\omega_\lambda := \pi_1^* \omega_{st} + \frac{\lambda}{\pi} \pi_2^* \omega_{FS}$ on $\hat{\mathbb{C}}_1^2$. Denote finally by $g : \mathbb{C}^2 \setminus B^4(\lambda) \rightarrow \mathbb{C}^2 \setminus \{0\}$ the map defined by $g(z) := \sqrt{|z|^2 - \frac{\lambda}{\pi}} \frac{z}{|z|}$. Then,

Proposition 4.1. *The map $\Phi := \pi_1^{-1} \circ g$ is a symplectomorphism between $(B^4(\lambda + \delta) \setminus B^4(\lambda), \omega_{st})$ and $(L(\delta) \setminus L_0, \omega_\lambda)$. Moreover,*

- i) Φ^*i is ω_{st} -compatible,
- ii) A disc D intersects E transversally at exactly one point ξ if and only if $\Phi^{-1}(D)$ is an annulus one of whose boundary coincides with the circle $\Phi^{-1}(\xi) \in \partial B^4(\lambda)$.

The blow-up procedure can now be summed-up as follows. Given a symplectic embedding ψ of a ball of capacity (slightly larger than) λ in \mathbb{P}^2 , one can use the map Φ to replace the image of ψ by a neighbourhood of L_0 in $\hat{\mathbb{C}}_1^2$. The resulting symplectic manifold is diffeomorphic to the standard complex blow-up of \mathbb{P}^2 , denoted by $\hat{\mathbb{P}}_1^2$. Thus the embedding ψ defines a symplectic form ω_ψ on $\hat{\mathbb{P}}_1^2$. It is also possible to extend the standard Kähler structure i defined in a neighbourhood of L_0 to a ω_ψ -compatible

almost complex structure J_ψ on $\hat{\mathbb{P}}_1^2$. Notice that the exceptional divisor E is automatically a J_ψ -curve.

Proof of lemma 3.3 ($a_- = a_+ = a$): First blow up the ball $\psi(B^4(a))$ and consider the induced structures ω_ψ, J_ψ on $\hat{\mathbb{P}}_1^2$. In view of the positivity of intersection between holomorphic curves and the point ii) above, it is enough to establish the existence of a J_ψ -holomorphic curve of \hat{P}_1^2 in the class $L - E$ (where L stands for the projective line and E for the exceptional divisor). Indeed, such a curve has area $\pi - a$ and intersects E precisely at one point ξ , so its lift by Φ is a symplectic disc in \mathbb{P}^2 with boundary $\partial D = \Phi^{-1}(\xi)$. Gluing the Hopf disc attached to $\Phi^{-1}(\xi)$, we get a topological supporting surface - it may not be smooth along $\Phi^{-1}(\xi)$ - of area π . Such a topological symplectic curve can easily be perturbed to a smooth supporting line for $\psi(B^4(a))$ ([19], lemma 5.2).

Let $(\omega_t, J_t)_{t \in]0,1]}$ be the symplectic and almost-complex structures on $\hat{\mathbb{P}}_1^2$ given by the blown-up procedure when carried on for $\psi(B^4(ta))$. Denote by \mathcal{M}_t the moduli space of interest for us :

$$\mathcal{M}_t := \{u : \mathbb{P}^1 \longrightarrow \hat{P}_1^2 \mid du \circ i = J_t \circ du, [u] = L - E, p \in \text{Im } u\},$$

where p is a fixed point of $\hat{\mathbb{P}}_1^2$ not on the exceptional divisor, and where the moduli-space has to be understood modulo reparametrization. Let also be $\mathcal{M}_t^\varepsilon$ be the same moduli space but for a generic ε -perturbation J_t^ε of the path J_t . Our task is to understand that \mathcal{M}_1 is not empty. By Alexander's trick, we know that if δ is small enough, $\psi(B(\delta a))$ is symplectically isotopic to a standard ball in \mathbb{P}^2 . We can thus assume that ψ and φ (the standard embedding described in paragraph 3.3) coincide on $B(\delta a)$, which implies that J_δ is the standard complex structure on \hat{P}_1^2 . Thus J_δ is generic for this problem and it is easy to see that \mathcal{M}_δ consists of exactly one element (the strict transform of a line passing through p and the center of the ball in \mathbb{P}^2). If \mathcal{M}_1 is empty, then the space $\{\mathcal{M}_t^\varepsilon, t \in [0, 1]\}$ cannot be compact, so that a bubbling appears by Gromov's compactness theorem [9]. Taking the perturbation ε small enough, we even see that the bubbling has to appear at some unperturbed almost-complex structure J_{t_0} , where $t_0 \in]0, 1]$. It means that there is a non trivial decomposition

$$L - E = \sum_i A_i,$$

where $A_i = k_i L + l_i E$ are homology classes of $\hat{\mathbb{P}}_1^2$ which are represented by J_{t_0} -holomorphic spheres. Since holomorphic curves intersect transversally, have positive symplectic area, and noting that E is always J_t -holomorphic, we easily see that the decomposition must be of the form

$$\begin{aligned} a_0 &= L - kE && \text{where } k \geq 2, \\ a_i &= k_i E, && \text{where } k_i \geq 0 \text{ and } \sum_{i \geq 1} k_i = k - 1. \end{aligned}$$

But we claim that the class A_0 is not represented by a J_{t_0} -holomorphic curve. Indeed, such a curve would lift to a symplectic curve of area π in \mathbb{P}^2 which coincides with $k \geq 2$ Hopf discs inside the ball $\psi(B(t_0a))$. This symplectic line would therefore have self-intersections which is prohibited by the adjunction inequality. This argument shows that \mathcal{M}_1 consists of exactly one point. \square

4.2 Symplectic Field Theory and supporting surfaces.

This paragraph is aimed at setting the framework for completing the proof of lemma 3.3 *via* SFT-type arguments. Let us first explain the broad idea. Lemma 3.3 asserts that one can find a supporting surface of our ellipsoids in the class of a symplectic line (of area π). Following Gromov, we look for this curve among the pseudo-holomorphic spheres for tame almost complex structures. In fact, if we consider a sequence J_τ of almost complex structures which "stretches the neck" around the boundary of our ellipsoid, the J_τ -holomorphic curves passing through the ellipsoid tend to intersect its boundary along closed characteristics when τ goes to $+\infty$. These curves are therefore good candidates for providing the supporting curves we are looking for. We now review the construction of Symplectic Field Theory relevant to us and the results we need to prove lemma 3.3.

Let $\psi : \mathcal{E}(a_+, a_-) \hookrightarrow \mathbb{P}^2$ be a symplectic embedding of an irrational ellipsoid (that is a_+, a_- are independent over \mathbb{Q}) and \mathcal{E} its image. Then $V := \partial\mathcal{E}$ is a hypersurface of contact type in \mathbb{P}^2 , which has a standard neighbourhood of the form $(V \times]-\delta, \delta[, d(e^t \lambda))$ where λ is a contact form on V (with associated plane field ξ). The Reeb vector field defined on V by $d\lambda(R, \cdot) = 0$, $\lambda(R) = 1$ and extended by t -invariance to $\partial\mathcal{E} \times]-\delta, \delta[$ is easily seen to be Hamiltonian. One defines an ω -compatible almost complex structure on $V \times]-\delta, \delta[$ by

$$\begin{cases} J : \xi \longrightarrow \xi \text{ is } \omega\text{-compatible,} \\ J \frac{\partial}{\partial t} = R, \end{cases} \quad (*)$$

and it can be extended to an ω -compatible almost complex structure J_0 on \mathbb{P}^2 . Note that $(*)$ can be used to define an almost-complex structure \tilde{J} on $V \times \mathbb{R}$. Pulling back \tilde{J} to $V \times]-\delta, \delta[$ by a map of the form

$$\begin{aligned} \Phi : V \times]-\delta, \delta[&\longrightarrow V \times]-\tau, \tau[\\ (x, t) &\longmapsto (x, f(t)) \end{aligned}$$

where $f'(t) = 1$ near $-\delta$ and δ , we get an almost complex structure J_τ which extends J_0 and remains ω -compatible. The process of stretching the neck consists in letting τ go to ∞ in this construction. From the complex structure point of view, \mathbb{P}^2 then breaks in (at least, see proposition 4.2) two pieces bounded by V (the ellipsoid and its complement in our context), both

equipped with the almost complex structure J_∞ only defined on the *interior* of each piece. What makes this process interesting is a compactness result for sequences of J_τ -holomorphic curves due to Bourgeois-Eliashberg-Hofer-Wizocki-Zehnder [5]. We sum it up briefly (and not in a strictly rigorous way) in our context : $V \subset \mathbb{P}^2$ is the boundary of an irrational ellipsoid and the curves are J_τ -holomorphic lines (that is homological to a projective line). Recall that since bubbling cannot appear for this special class of curves, there exists exactly one J_τ -holomorphic line passing through two fixed points for every $\tau < +\infty$. These curves are moreover smoothly embedded spheres.

Proposition 4.2. *Let $\psi : \mathcal{E}(a_+, a_-) \hookrightarrow \mathbb{P}^2$ a symplectic embedding of an irrational ellipsoid, $\mathcal{E} := \text{Im } \psi$, $V := \partial\mathcal{E}$, $\gamma_\pm := \psi(\{z_{2/1} = 0\}) \cap \partial\mathcal{E}$ and J_τ the almost-complex structures defined above. Fix two points in \mathbb{P}^2 (at least one lying inside \mathcal{E}), and denote by S_τ the J_τ -holomorphic line passing through these two points. Then :*

- i) $S_\tau \cap \mathcal{E}$ converges on any compact set to a collection of J_∞ -holomorphic punctured spheres, each of whose ends is asymptotic to some positive multiple of γ_+ and γ_- .
- ii) The same happens for $S_\tau \cap {}^c\mathcal{E}$, except that the ends are asymptotic to negative multiples of γ_+ and γ_- .
- iii) As a whole, in a sense which we do not make precise here (see [5]), S_τ converges to a so-called holomorphic building : the main layers are the ones described in i) and ii) above. The intermediate layers are \tilde{J} -holomorphic punctured spheres on $V \times \mathbb{R}$ asymptotic to positive multiples of γ_1 and γ_2 near $V \times \{+\infty\}$ and negative multiples near $V \times \{-\infty\}$. All the layers glue together to form a topological sphere.

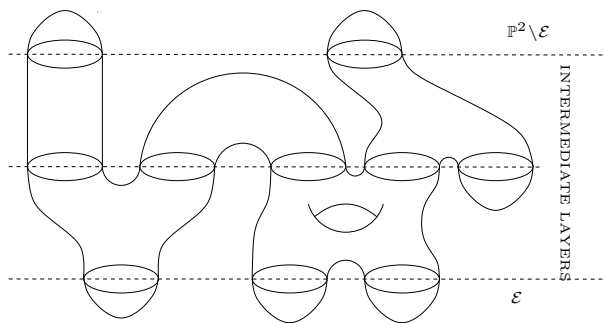


Figure 3: A holomorphic building.

The previous proposition describes how look like the spheres S_τ when τ is large enough. We need to reduce further the possible shapes of these curves. The relevant ingredient is an index formula giving the virtual dimensions of the moduli spaces of the involved curves. More specifically,

denote by $\mathcal{M}_{\mathcal{E}}(\gamma_1, \dots, \gamma_n, k)$ the space of J_{∞} -spheres with n -punctures in \mathcal{E} , asymptotic to $\gamma_i = l_i \gamma_{\pm}$ ($l_i > 0$) at these punctures, which pass through k fixed points in \mathcal{E} ($k = 1$ or 2 in our proof), and which are somewhere injective. Similarly, $\mathcal{M}_{\mathbb{P}^2 \setminus \mathcal{E}}((\gamma_i)_{i \leq n}, k)$ is the space of somewhere injective J_{∞} -holomorphic spheres with n -punctures in $\mathbb{P}^2 \setminus \mathcal{E}$ asymptotic to $\gamma_i = l_i \gamma_{\pm}$ ($k_i < 0$) in the homology class of a projective line (relative to $(\gamma_i)_{i \geq n}$) :

$$\mathcal{M}_{\mathcal{E}}((\gamma_i), k) := \left\{ u : S^2 \setminus \{(x_i)\} \rightarrow \mathcal{E} \left| \begin{array}{l} u \text{ is somewhere injective} \\ du \circ i = J_{\infty} \circ du \\ u(\mathcal{V}(x_i) \setminus \{x_i\}) \approx \gamma_i, \\ y_1, \dots, y_k \in \text{Im } u \end{array} \right. \right\}$$

$$\mathcal{M}_{\mathbb{P}^2 \setminus \mathcal{E}}((\gamma_i), k, mL) := \left\{ u : S^2 \setminus \{(x_i)\} \rightarrow \mathbb{P}^2 \setminus \mathcal{E} \left| \begin{array}{l} u \text{ is somewhere injective} \\ du \circ i = J_{\infty} \circ du \\ u(\mathcal{V}(x_i) \setminus \{x_i\}) \approx \gamma_i, \\ y_1, \dots, y_k \in \text{Im } u \\ u \in m[L] \text{ rel. } (\gamma_i)_i \end{array} \right. \right\}.$$

We then have (see [8], proposition 1.7.1 for the dimension of the moduli spaces and [7] for the regularity assertions) :

Proposition 4.3. *Let $\mu_{CZ}(\gamma_i)$ be the Conley-Zehnder index of $\gamma_i \subset \partial \mathcal{E} \subset \mathbb{C}^2$. Then :*

- i) $\text{VirtDim } \mathcal{M}_{\mathcal{E}}((\gamma_i), k) = -2 + \sum(\mu_{CZ}(\gamma_i) + 1) - 2k,$
- ii) $\text{VirtDim } \mathcal{M}_{\mathbb{P}^2 \setminus \mathcal{E}}((\gamma_i), k, mL) = 2C_1(mL) - 2 + \sum(-\mu_{CZ}(\gamma_i) + 1) - 2k = \sum(-\mu_{CZ}(\gamma_i) + 1) + 6m - 2 - 2k,$
- iii) *The moduli space $\mathcal{M}_{\mathcal{E}}((\gamma_i), k)$ or $\mathcal{M}_{\mathbb{P}^2 \setminus \mathcal{E}}((\gamma_i), k, mL)$ of negative virtual dimension are empty for a generic choice of J_0 .*

4.3 Proof of lemma 3.3.

Let $\psi : \mathcal{E}(a_+, a_-) \hookrightarrow \mathbb{P}^2$ be a symplectic embedding. Denote by \mathcal{E} its image and γ_+, γ_- the closed characteristics of $\partial \mathcal{E}$ of ω -area a_+, a_- in \mathcal{E} . Let us fix two points $p_1 \in \mathcal{E}$, $p_2 \in {}^c \mathcal{E}$, consider a stretching of the neck (J_{τ}) defined as above, and let (S_{τ}) be the path of J_{τ} -holomorphic lines in \mathbb{P}^2 (of symplectic area π) passing through (p_1, p_2) .

When τ tends to $+\infty$, the spheres S_{τ} converge to a J_{∞} -holomorphic building S_{∞} (in the sense of proposition 4.2), whose main layers will be denoted in the sequel $S_{\infty} \cap \mathcal{E}$ and $S_{\infty} \cap {}^c \mathcal{E}$. We know that $S_{\tau} \cap {}^c \mathcal{E}$ converges to $S_{\infty} \cap {}^c \mathcal{E}$ on all compact sets of $\mathbb{P}^2 \setminus \mathcal{E}$.

Lemma 4.4. *The surface $S_{\infty} \cap {}^c \mathcal{E}$ is made of exactly one connected component.*

Proof : The numbers n of these components is obviously not zero since no compact surface of \mathcal{E} is symplectic. Moreover, each connected component of $S_\infty \cap {}^c\mathcal{E}$ contributes at least by π to the total area of S_τ for large enough τ (i.e. $\mathcal{A}_\omega(S_\tau) \geq n\pi$). Indeed since S_τ is close to S_∞ in ${}^c\mathcal{E}$, it has n connected components, each symplectic. These components thus have positive symplectic areas on one hand, and are asymptotic to negative multiples $-k_i\gamma_i$ of γ_+, γ_- on the other hand, so they have area at least $\pi - k_i a_i$. Since the complement of these components in S_τ belongs to a contractible set, the total symplectic area of S_τ verifies :

$$\mathcal{A}_\omega(S_\tau) \geq \sum_{i=1}^n (\pi - k_i a_i) + \sum_{i=1}^n k_i a_i = n\pi. \quad \square$$

Call γ_i the asymptotes of $S_\infty \cap {}^c\mathcal{E}$. The curve $S_\infty \cap {}^c\mathcal{E}$ belongs to the moduli space $\mathcal{M}_{\mathbb{P}^2 \setminus \mathcal{E}}((\gamma_i), 1)$ which must have non-negative virtual dimension by proposition 4.3 iv). Thus,

$$\sum (-\mu_{\text{CZ}}(\gamma_i) + 1) + 2 \geq 0.$$

Since the Conley-Zehnder indices of the γ_i are all no less than 3 (and γ_- is the only orbit with index 3), we conclude that $S_\infty \cap {}^c\mathcal{E}$ is a disk asymptotic to γ_- . This implies that for τ large enough, a small Hamiltonian perturbation of $S_\tau \cap {}^c\mathcal{E}$ makes it a symplectic disk of $\mathbb{P}^2 \setminus \mathcal{E}$ asymptotic to γ_- . Closing it by the Hopf disc $\psi(\{z_1 = 0\})$, we thus get a piecewise smooth symplectic curve whose intersection with \mathcal{E} is exactly $\psi(\{z_1 = 0\})$. The smoothening of this kind of singular symplectic surfaces is done in [19], lemma 5.2, and it produces a smooth supporting symplectic line for \mathcal{E} . \square

4.4 Further supporting polarizations.

The proof of theorem 3 went by finding a supporting line of an ellipsoid passing through his small axis (lemma 3.3). It is however so specific to the situation $a_+ < \pi$ that it would be almost dishonest to claim it is really relevant. Commonly, the polarizations have high degree, so the ellipsoids which live in the associated disc bundles are very thin and excentric. The needed supporting surface must therefore intersect the ellipsoid we wish to isotop along its big axis instead of the small one. The aim of this paragraph is to show that although it is much harder this way round, finding these supporting curves is not always hopeless. We focus on the following :

Theorem 5. *The space of symplectic embeddings of ellipsoids $\mathcal{E}(a_+, a_-)$ in \mathbb{P}^2 with $a_+ \in]\pi, 2\pi[$ and $4a_- < a_+ < 2\pi < 5a_-$ is connected.*

Since all symplectic conics are isotopic, the same reasoning as in paragraph 3.3 shows that we only need to find a supporting conic for every embedded ellipsoid $\mathcal{E} := \psi(\mathcal{E}(a_+, a_-))$ which intersects \mathcal{E} along its big axis.

Lemma 4.5. *Every symplectic embedding $\psi : \mathcal{E}(a_+, a_-) \hookrightarrow \mathbb{P}^2$ with $a_+ \in]\pi, 2\pi[$ and $\frac{2\pi}{5} < a_- < \frac{a_+}{4}$ admits a supporting conic, that is a symplectic curve of area 2π whose intersection with $\text{Im } \psi$ is exactly $\psi(\{z_2 = 0\})$.*

Proof : Under the hypothesis of lemma 4.5, the Conley-Zehnder indices are :

$$\begin{aligned} \mu_{\text{CZ}}(\gamma_-) &= 3, \quad \mu_{\text{CZ}}(2\gamma_-) = 5, \quad \mu_{\text{CZ}}(3\gamma_-) = 7, \quad \mu_{\text{CZ}}(4\gamma_-) = 9, \\ \mu_{\text{CZ}}(\gamma_+) &= 11, \quad \mu_{\text{CZ}}(5\gamma_-) = 13. \end{aligned}$$

Consider a stretching of the neck (J_τ) around $\partial\mathcal{E}$. Fix five generic points (p_1, \dots, p_5) inside \mathcal{E} . Since bubbling of spheres appear in codimension 2, a choice of a generic almost-complex structure J_0 around p_1 insures that for each τ there is a J_τ -holomorphic sphere S_τ in the class of a conic passing through these five points. This sphere is even unique by positivity of intersection. When τ tends to infinity, S_τ converges in the sense of [5] to a holomorphic building S_∞ . Call again $S_\infty \cap \mathcal{E}$ and $S_\infty \cap {}^c\mathcal{E}$ the main layers of the building respectively inside and outside \mathcal{E} . Reasoning as in lemma 4.4 we see that $S_\infty \cap {}^c\mathcal{E}$ has one or two connected components which are punctured spheres. Since S_∞ is a topological sphere, we conclude that

- either $S_\infty \cap {}^c\mathcal{E}$ has two components and the components of $S_\infty \cap \mathcal{E}$ are disks and at most one annulus (the annulus required to connect the two outside connected components may lie in an intermediate layer),
- or $S_\infty \cap {}^c\mathcal{E}$ has one component and all the components of $S_\infty \cap \mathcal{E}$ are disks.

Using a trick due to Hind-Kerman [10], we can get a sharp energy-related restriction on $S_\infty \cap \mathcal{E}$:

Lemma 4.6. *The curve $S_\infty \cap \mathcal{E}$ is a disk asymptotic to γ_+ .*

Proof : Since $a_- < a_+/5$, the open ellipsoid $\mathring{\mathcal{E}}(a_+, a_-)$ contains five disjoint closed symplectic balls $\varphi_i(B^4(a_+/5 - \varepsilon))$, $i = 1, \dots, 5$. Starting with an almost complex structure J_0 which coincides with $\psi \circ \varphi_{i*} i$ on the images of the φ_i , and p_1, \dots, p_5 at the centers of these balls, the area of any J_∞ -curve passing through p_1, \dots, p_5 is no less than $a_+ - 5\varepsilon$ which is greater than $4a_-$ provided that ε is small enough. The asymptotes of $S_\infty \cap \mathcal{E}$ must therefore contain at least "one γ_+ " or "five γ_- ". Since $\gamma_+ + \gamma_- > 5\gamma_- > 2\pi$, the only possibility is that $S_\infty \cap \mathcal{E}$ has exactly one puncture, asymptotic to γ_+ . \square

Let us finally conclude the proof of lemma 4.5. Lemma 4.6 together with the fact that $a_+ + a_- > 2\pi$ shows that there can be no intermediate layer. Thus $S_\infty \cap {}^c\mathcal{E}$ is one disk asymptotic to $-\gamma_+$, of area $2\pi - a_+$. Gluing the Hopf disc $\psi(\{z_2 = 0\})$ to $S_\infty \cap {}^c\mathcal{E}$, we get again a singular symplectic curve, the kind of singularities of which we know how to deal with by [19]. We can smoothen this surface to a symplectic conic coinciding with $\psi(\{z_2 = 0\})$ inside \mathcal{E} . \square

A Proof of theorem 2.

Theorem 2 may be considered as yet another proof of theorem 1, constructing however the symplectic part of Biran decompositions out of a data with minimal assumptions : a polarization Σ and a Liouville form on $M \setminus \Sigma$ only satisfying a *jet condition*. Although this proof is more technical and may not allow for more applications than the proof of section 2, it is more satisfactory in my opinion since it replaces a condition on the germ of a Liouville form - most unnatural in such a flexible world as symplectic geometry - by a much more conceivable 1-jet condition.

The actual content of theorem 2 is contained in the following lemma.

Lemma A.1. *Let μ be a closed form on $SDB(\Sigma, k) \setminus \mathcal{L}_0$ which is bounded near \mathcal{L}_0 . Then there is a unique local symplectomorphism Ψ of $(SDB(\Sigma, k), \mathcal{L}_0)$ which pulls back $\lambda := \lambda_0 + \mu$ to λ_0 .*

Indeed, once this fact is established, the map $\Phi := \varphi \circ \Psi$ is a local symplectic embedding of $(SDB(\Sigma, k), \mathcal{L}_0)$ into (M, Σ) with $\Phi^*\beta = \lambda_0$. The proof of theorem 1 shows that Φ extends uniquely to a global embedding of $SDB(\Sigma, k)$ into M with the required property. The last point of the theorem concerning the contractibility of this particular kind of embeddings is then obvious since there is a one-to-one correspondence between them and the space of the Liouville forms which are 2-tangent to $\varphi_*\lambda$ - an affine space.

Let us therefore turn back to lemma A.1. Before getting to the core of the proof, let us fix the notation and give the idea. On each fiber of a the symplectic disc bundle $SDB(\Sigma, k)$ there are polar coordinates (r, θ) . Unlike the function r , the angular coordinates on the fibers do not fit together to a well-defined global function on of $SDB(\Sigma, k) \setminus \mathcal{L}_0$ (because of non-vanishing Chern class). However, since nothing in the sequel is affected by this torsion, and in order to avoid irrelevant technicity, we will consider that we have a system of coordinates (r, θ, z) on $SDB(\Sigma, k) \setminus \mathcal{L}_0$, where z is a coordinate on Σ . These polar coordinates naturally extend to coordinates $(r, \theta, z) \in [0, 1[\times [0, 2\pi[\times \Sigma$ on the blow-up of \mathcal{L}_0 , which we denote by $SDB^*(\Sigma, k)$. In these coordinates, the flow of the Liouville vector field X_0 associated to λ_0 is

$$\Phi_0(t, \theta, z) := \Phi_{X_0}^t(0, \theta, z) = \left(\sqrt{\frac{1 - e^{-t}}{k}}, \theta, z \right).$$

It is therefore a diffeomorphism of $\mathbb{R}_+^* \times [0, 2\pi[\times \Sigma$ to $SDB(\Sigma, k) \setminus \mathcal{L}_0$ which extends (only continuously) to a homeomorphism between $\mathbb{R}_+ \times [0, 2\pi[\times \Sigma$ and $SDB^*(\Sigma, k)$. Since the dual vector field X to λ differs from X_0 by a bounded vector field, it is tangent to X_0 on \mathcal{L}_0 (recall that X_0 is of order r^{-1} near \mathcal{L}_0). Although it is not obvious at once, the map Φ_X defined by $\Phi_X(t, \theta, z) := \Phi_X^t(0, \theta, z)$ also extends to a homeomorphism between $\mathbb{R}_+ \times [0, 2\pi[\times \Sigma$ and $SDB^*(\Sigma, k)$ which is a diffeomorphism on the complement of \mathcal{L}_0 . The diffeomorphism $\Psi := \Phi_X \circ \Phi_0^{-1}$ transports λ_0 to λ . This map Ψ

also proceeds from the conjugacy procedure used in the proof of theorem 1, but in a more delicate context : if $\tau(p) := -\ln(1 - kr^2)$ denotes the time at which the trajectory of $p = (r, \theta, z)$ along $-X_0$ hits \mathcal{L}_0 , Ψ is given by :

$$\begin{aligned} \Psi &: \text{SDB}^*(\Sigma, k) \longrightarrow \text{SDB}^*(\Sigma, k) \\ p = (r, \theta, z) &\longmapsto \Phi_X^{\tau(p)}(\theta, z) = \Phi_X^{-\ln(1-kr^2)}(\theta, z). \end{aligned}$$

Proof of lemma A.1 : Let us first accept the existence and smoothness of the maps Φ_X and Ψ . The derivatives of Ψ in the (θ, z) directions is clearly the identity on \mathcal{L}_0 . Moreover, since X is equivalent to $X_0 = \frac{1-kr^2}{2kr} \frac{\partial}{\partial r} \sim \frac{1}{2kr} \frac{\partial}{\partial r}$ near \mathcal{L}_0 , the radial derivative of Ψ is also radial, and the function $f(t) := r(\Phi_X^t(\theta, z))$ satisfy $f'(t) \sim [2kf(t)]^{-1}$ so $f(t) \sim \sqrt{\frac{t}{k}}$. Therefore, $r(\Psi(r, \theta, z)) \sim \sqrt{-\ln(1 - kr^2)} \sim \sqrt{kr}$ so the radial derivative of Ψ is also 1 and Ψ is tangent to the identity on \mathcal{L}_0 . That Ψ is symplectic is now easy to check. Indeed, Ψ verifies the functional equality $\Psi = \Phi_{X_\lambda}^{\tau(p)-\varepsilon} \circ \Psi \circ \Phi_{X_0}^{-\tau(p)+\varepsilon}$, so

$$\begin{aligned} \Psi^* \omega_p &= \Phi_{X_0}^{-\tau(p)+\varepsilon} \Psi^* \Phi_X^{\tau(p)-\varepsilon} \omega_p \\ &= \Phi_{X_0}^{-\tau(p)+\varepsilon} \Psi^* (e^{-\tau(p)+\varepsilon} \omega_{\Phi_X^{\tau(p)-\varepsilon}(p)}), \text{ where } r(\Phi_{X_\lambda}^{\tau(p)-\varepsilon}(p)) \xrightarrow{\varepsilon \rightarrow 0} 0 \\ &= e^{-\tau(p)+\varepsilon} \Phi_{X_0}^{-\tau(p)+\varepsilon} [\omega_{\Psi \circ \Phi_X^{\tau(p)-\varepsilon}(p)} + O(\varepsilon)] = \omega_{\Psi(p)} + O(\varepsilon). \end{aligned}$$

Let us turn to the existence and regularity of the involved maps Φ_X and Ψ . In order to investigate the flow of the singular vector field X , we compare it with the flow of the *regular* vector field rX . Since these vector fields are colinear, their flows are related by a time rescaling : there exists a function $\tau(t, \theta, z)$ such that

$$\Phi_X^t(\theta, z) = \Phi_{rX}^{\tau(t, \theta, z)}(\theta, z).$$

Differentiating both sides of the previous equality, we get

$$\frac{\partial \tau}{\partial t}(t, \theta, z) r(\Phi_{rX}^{\tau(t, \theta, z)}(\theta, z)) = 1$$

or equivalently

$$\int_0^{\tau(t, \theta, z)} r(\Phi_{rX}^u(\theta, z)) du = t.$$

Lemma A.2. *There exists a smooth function $f(x, \theta, z)$ on $\mathbb{R}^+ \times [0, 2\pi[\times \Sigma$ such that $\tau(t, \theta, z) = f(\sqrt{t}, \theta, z)$. Equivalently,*

$$\int_0^\tau r(\Phi_{rX}^u(\theta, z)) du = t \iff \tau = f(\sqrt{t}, \theta, z).$$

We conclude from this lemma that Φ_X extends continuously to $\mathbb{R}^+ \times \text{SDB}^*(\Sigma, k)$ by the formula $\Phi_X^t(\theta, z) = \Phi_{rX}^{\tau(t, \theta, z)}(\theta, z) = \Phi_{rX}^{f(\sqrt{t}, \theta, z)}$. Moreover, the map Ψ is given by

$$\Psi(r, \theta, z) := \Phi_X^{-\ln(1-r^2)}(\theta, z) = \Phi_{rX}^{f(\sqrt{-\ln(1-r^2)}, \theta, z)}(\theta, z),$$

so is smooth as a composition of smooth maps (because $\sqrt{-\ln(1-r^2)}$ is indeed smooth on \mathbb{R}_+). \square

Proof of lemma A.2: The vector field $rX = \frac{1-r^2}{2k} \frac{\partial}{\partial r} + rV$ is of class \mathcal{C}^1 on $SDB^*(\Sigma, k)$ and radial on \mathcal{L}_0 . Its flow is therefore defined globally on $SDB^*(\Sigma, k)$, and $r(\Phi_{rX}^u(\theta, z)) : \mathbb{R}^+ \times [0, 2\pi[\times \Sigma \rightarrow [0, 1[$ is \mathcal{C}^2 -smooth. Moreover, since $rX \sim \frac{1}{2k} \frac{\partial}{\partial r}$ on \mathcal{L}_0 , we have $r(\Phi_{rX}^u(\theta, z)) = \frac{u}{2k} + uh_1(u, \theta, z)$, where $h_1(u, \theta, z)$ is a \mathcal{C}^1 -smooth function which vanishes at $u = 0$. Now,

$$\begin{aligned} \int_0^\tau r(\Phi_{rX}^u(\theta, z)) du &= \int_0^\tau \frac{u}{2k} + uh_1(u, \theta, z) du \\ &= \frac{\tau^2}{4k} + \tau^2 \int_0^1 v h_1(\tau v, \theta, z) dv \\ &= \frac{\tau^2}{4k} (1 + h_2(\tau, \theta, z)) \text{ where } \begin{cases} h_2 \text{ is } \mathcal{C}^1 \text{-smooth,} \\ h_2(0, \theta, z) \equiv 0 \end{cases} \\ &= \left[\frac{\tau}{2\sqrt{k}} (1 + h_2(\tau, \theta, z))^{\frac{1}{2}} \right]^2 \\ &= [\tau h_3(\tau, \theta, z)]^2, \end{aligned}$$

where h_3 is a smooth function which does not vanish at $\tau = 0$. Finally, we get that

$$\int_0^\tau r(\Phi_{rX}^u(\theta, z)) du = G(\tau, \theta, z)^2,$$

where G is a \mathcal{C}^1 -smooth function with non-vanishing derivative in the direction of τ at $\tau = 0$. The lemma follows from the implicit function theorem. \square

Again this proof has a corollary in terms of embeddings.

Corollary A.3. *Let (M, ω, Σ) be a polarized symplectic manifold, φ an embedding of $SDB(\Sigma, k)$ into M and λ_a a Liouville form in $SDB(\Sigma, k)$ such that $\varphi_* \lambda_a$ extends to a Liouville form on $M \setminus \Sigma$. Then the space of symplectic embeddings of a λ_a -convex domain of $SDB(\Sigma, k)$ whose 1-jets coincide with the 1-jet of φ on \mathcal{L}_0 is contractible.*

References

- [1] S. Anjos, F. Lalonde, and M. Pinsonnault. The homotopy type of the space of symplectic balls in rational ruled 4-manifolds. *Geom. Topol.*, 13(2):1177–1227, 2009.
- [2] P. Biran. A stability property of symplectic packing. *Invent. Math.*, 136(1):123–155, 1999.
- [3] P. Biran. Lagrangian barriers and symplectic embeddings. *Geom. Funct. Anal.*, 11(3):407–464, 2001.
- [4] P. Biran and K. Cieliebak. Symplectic topology on subcritical manifolds. *Comment. Math. Helv.*, 76(4):712–753, 2001.

- [5] F. Bourgeois, Y. Eliashberg, H. Hofer, K. Wysocki, and E. Zehnder. Compactness results in symplectic field theory. *Geom. Topol.*, 7:799–888 (electronic), 2003.
- [6] S. K. Donaldson. Symplectic submanifolds and almost-complex geometry. *J. Differential Geom.*, 44(4):666–705, 1996.
- [7] D. L. Dragnev. Fredholm theory and transversality for noncompact pseudoholomorphic maps in symplectizations. *Comm. Pure Appl. Math.*, 57(6):726–763, 2004.
- [8] Y. Eliashberg, A. Givental, and H. Hofer. Introduction to symplectic field theory. *Geom. Funct. Anal.*, (Special Volume, Part II):560–673, 2000. GAFA 2000 (Tel Aviv, 1999).
- [9] M. Gromov. Pseudoholomorphic curves in symplectic manifolds. *Invent. Math.*, 82(2):307–347, 1985.
- [10] R. Hind and E. Kerman. New obstructions to symplectic embeddings. *Prepublication* <http://arXiv.org/abs/math/0906.4296>, 2009.
- [11] F. Lalonde and M. Pinsonnault. The topology of the space of symplectic balls in rational 4-manifolds. *Duke Math. J.*, 122(2):347–397, 2004.
- [12] D. McDuff. Blow ups and symplectic embeddings in dimension 4. *Topology*, 30(3):409–421, 1991.
- [13] D. McDuff. Remarks on the uniqueness of symplectic blowing up. In *Symplectic geometry*, volume 192 of *London Math. Soc. Lecture Note Ser.*, pages 157–167. Cambridge Univ. Press, Cambridge, 1993.
- [14] D. McDuff. From symplectic deformation to isotopy. In *Topics in symplectic 4-manifolds (Irvine, CA, 1996)*, First Int. Press Lect. Ser., I, pages 85–99. Internat. Press, Cambridge, MA, 1998.
- [15] D. McDuff. Symplectic embeddings of 4-dimensional ellipsoids. *J. Topol.*, 2(1):1–22, 2009.
- [16] D. McDuff and L. Polterovich. Symplectic packings and algebraic geometry. *Invent. Math.*, 115(3):405–434, 1994. With an appendix by Yael Karshon.
- [17] D. McDuff and D. Salamon. *Introduction to symplectic topology*. Oxford Mathematical Monographs. The Clarendon Press Oxford University Press, New York, second edition, 1998.
- [18] D. McDuff and D. Salamon. *J-holomorphic curves and symplectic topology*, volume 52 of *American Mathematical Society Colloquium Publications*. American Mathematical Society, Providence, RI, 2004.
- [19] E. Opshtein. Maximal symplectic packings in \mathbb{P}^2 . *Compos. Math.*, 143(6):1558–1575, 2007.
- [20] E. Opshtein. Singular polarizations and symplectic embeddings. *arXiv:1011.6358*, 2010.
- [21] A. Weinstein. Symplectic manifolds and their Lagrangian submanifolds. *Advances in Math.*, 6:329–346, 1971.

Emmanuel Opshtein,
 Institut de Recherche Mathématique Avancée
 UMR 7501, Université de Strasbourg et CNRS
 7 rue René Descartes
 67000 Strasbourg, France opshtein@math.unistra.fr