

An Unusually Fast-Evolving Supernova

Dovi Poznanski,^{1,2,*} Ryan Chornock,¹ Peter E. Nugent,²
Joshua S. Bloom,¹ Alexei V. Filippenko,¹ Mohan Ganeshalingam,¹
Douglas C. Leonard,³ Weidong Li,¹ and Rollin C. Thomas²

¹Department of Astronomy, University of California, Berkeley, CA 94720-3411

²Computational Cosmology Center, Lawrence Berkeley National Laboratory,
1 Cyclotron Road, Berkeley, CA 94720

³Department of Astronomy, San Diego State University, Mail Code 1221, San Diego, CA 92182-1221

*To whom correspondence should be addressed; e-mail: dovi@berkeley.edu

Analyses of supernovae (SNe) have revealed two main types of progenitors: exploding white dwarfs and collapsing massive stars. We present SN 2002bj, which stands out as different from any SN reported to date. Its light curve rises and declines very rapidly, yet reaches a peak intrinsic brightness greater than -18 mag. A spectrum obtained 7 days after discovery shows the presence of helium and intermediate-mass elements, yet no clear hydrogen or iron-peak elements. The spectrum only barely resembles that of a Type Ia supernova, with added carbon and helium. Its properties suggest that SN 2002bj may be representative of a class of progenitors that previously has been only hypothesized: a helium detonation on a white dwarf, ejecting a small envelope of material. New surveys should find many such objects, despite their scarcity.

Supernovae (SNe) are usually classified based on tell-tale lines in their spectra (I). Those empirical types are routinely associated with progenitor systems and the understanding of their explosion mechanisms. Type Ia SNe are interpreted as the thermonuclear disruption of a white

dwarf, and the other types as the core collapse of a massive star. SN 2002bj, which we present here, would formally belong according to that classification to the Type Ib class, due to the lack of hydrogen and the presence of helium in the optical spectra we have obtained. However, the overall observed properties of this SN are unprecedented, and the taxonomic classification is misleading.

SN 2002bj was discovered independently at mag 14.7 by the Lick Observatory SN Search (LOSS) and by amateur astronomers (2), on 2002 Feb. 28.2 (UT dates are used throughout this paper), in the galaxy NGC 1821. The distance corrected for local bulk flows (assuming $H_0 = 73 \text{ km s}^{-1} \text{ Mpc}^{-1}$) is $50 \pm 5 \text{ Mpc}$ (see SOM for a discussion of the host-galaxy properties and distance). A pre-discovery LOSS image with limiting magnitude 18.4 (Galactic extinction corrected), on 2002 Feb. 21.2 (a week before discovery), shows nothing at that position.

As part of our SN follow-up program, we obtained *BVRI* photometry of SN 2002bj for 9 epochs over 20 days until it faded below the detection threshold (SOM). Our photometry does not show a rising phase, but the non-detection constrains the rise to be of less than 7 days. The decline is almost as fast, dropping by 4.5 mag (in the *B* band) in 18 days. SN 2002bj evolves on unprecedented timescales (Fig. 1).

The spectrum we obtained a week after detection is extremely blue, with weak, yet remarkable, features (3). Using a χ^2 fit, we have digitally compared our (continuum-removed) spectrum with about 4000 spectra of nearly 1400 SNe, allowing for velocity offsets. Not a single spectrum fits well. The closest matches were SNe Ia, mostly due to the absorption feature near 6150 \AA (rest frame), usually attributed to Si II (Fig. 2). The best of those (SN 2009dc) is a superluminous, slowly declining, carbon-rich, possibly super-Chandrasekhar-mass SN Ia (4–6). These few very luminous SNe reported so far evolve slowly and eject significant amounts of unburned material, suggesting massive white dwarf progenitors. That is, the closest spectroscopic match has one of the most substantially different light curves. While the spectra are broadly

similar, SN 2002bj has prominent He I lines, which are not expected in a SN Ia. In addition, the spectrum of SN 2009dc had to be artificially redshifted by $3,000 \text{ km s}^{-1}$ in order to match that of SN 2002bj, implying that SN 2002bj had slower ejecta at the time the spectrum was taken.

Using the code SYNOW (7) we produced synthetic spectra and identified most of the features as coming from helium and intermediate-mass elements such as carbon, silicon, and sulfur, but no hydrogen (see SOM). While this empirical fit does not produce meaningful abundances, the lack of iron or other iron-peak elements in the fit is peculiar. As exceptional is the considerable S II contribution, when compared to Ca II (a ratio never seen before in other SNe). We also report a tentative identification of V II. While based on only a single line, the relevant spectral region ($\sim 3950 \text{ \AA}$) would have emission from Ca II without it. The spectrum was taken in spectropolarimetry mode, yet there are no polarization line features down to 0.1–0.2%. The continuum is consistent with polarization by dust in the Milky Way (see SOM for details).

Using our photometry we determined the bolometric evolution of SN 2002bj (SOM). The total radiated energy in optical bandpasses is of order 10^{49} erg, starting at a peak of $10^{43} \text{ erg sec}^{-1}$. Assuming blackbody emission we derived the temporal evolution of the effective temperature, radius, and photospheric velocity. The temperature and velocity decline very rapidly, indicating rapid recession of the photosphere in a low-mass envelope. We estimated the mass of the ejecta using the scaling relation that ties it to the photospheric velocity and rise time, $M_{\text{ej},1} = \left(\frac{t_1}{t_2}\right)^2 \frac{v_1}{v_2} M_{\text{ej},2}$ (8). This scaling assumes the opacity is similar to that of a SN Ia. SN 2002bj rises at least 3 times faster than a normal SN Ia (depending on the assumed explosion date); thus, while its velocity at peak is uncertain (see discussion in SOM), the ejected mass has to be smaller than $\sim 0.15 M_{\odot}$, about 10% that of a SN Ia.

The luminosity and short rise time of SN 2002bj translate to $0.15\text{--}0.25 M_{\odot}$ of ^{56}Ni when using Arnett’s law (8, 9), if the light curve is solely powered by radioactive ^{56}Ni and its decay product ^{56}Co . Under this same assumption, the rapid decline we measured requires a sharp drop

of the gamma-ray deposition efficiency of an order of magnitude in less than 3 weeks.

The small ejected mass we derived, the lack of iron-peak elements in the spectrum, and the relatively large amount of ^{56}Ni required to explain the high luminosity are difficult to reconcile without summoning an additional energy source.

SN 2002bj looks spectroscopically somewhat like a SN Ia but with helium, carbon, and an exceptionally fast light curve. Recently, a mechanism has been proposed (10) by which binary white dwarfs of the AM CVn class may undergo a thermonuclear explosion of the helium accreted on the primary star. Such a scenario will produce roughly 10% of the luminosity of a SN Ia, for about 10% of the typical time — hence these objects were dubbed “.Ia” supernovae.

- These SNe are expected to be faint (between -15 and -18 mag at peak in the V band) and rapidly evolving (1–6 days of rise time, with the brighter objects usually rising more slowly). While the decline was not explicitly discussed by Bildsten et al. (10), the low ejected mass implies a rapid decline.
- The short timescales of these events may allow the detection of the short-lived radioactive nuclei, ^{52}Fe or ^{48}Cr , in addition to the standard ^{56}Ni which drives SN Ia light curves. ^{48}Cr decays to ^{48}V within a day, and then to ^{48}Ti in a week. The decay of these nuclei may (partially) power the optical light curve.
- The rate of .Ia events is predicted to be roughly a few percent of the SN Ia rate per unit local volume.

While the spectral signature was not predicted, some properties seem to result naturally in that scenario. Because this is a thermonuclear helium detonation on a white dwarf, we do not expect any hydrogen, but helium does seem reasonable, as well as intermediate-mass elements that either survive the convective burning phase and detonation (11) or are produced in the explosion.

While other recent supernovae have been proposed to be related to helium detonations on a WD [SN 2005E, (*12*) and perhaps also SN 2008ha (*12–14*)], these events have more massive ejecta ($0.2 - 0.3 M_{\odot}$) and much slower light curves, and thus do not fit the current predictions of Ia models, though they may be explained with related phenomena involving much more massive helium shells.

The light curve of SN 2002bj is as fast as predicted in this model, but slightly more luminous than expected (*15*). The high luminosity yet small ejecta mass may be reconciled if some short-lived ^{48}Cr or ^{52}Fe are synthesized, as their yield per unit mass is higher than that of ^{56}Ni on short timescales. Our tentative identification of V II in the spectrum supports this hypothesis (^{48}V is the daughter of ^{48}Cr), and the peculiar composition of the spectrum may as well. SNe Ia usually display a prominent secondary peak in their infrared light curve, attributed to line blanketing by singly ionized iron-peak elements (*16*). The lack of a secondary peak in the light curve of SN 2002bj is consistent, within that picture, with our non-detection of iron-peak elements in the spectrum.

Bildsten et al. (*10*) assumed that the ejecta will have velocities of $\sim 15,000 \text{ km s}^{-1}$, which is equivalent to all the binding energy released from fusing helium converted into kinetic energy (as the star is assumed to be left bound). We infer for SN 2002bj photospheric velocities that drop rapidly from about 8400 km s^{-1} at detection to $2,000 \text{ km s}^{-1}$ three weeks later. Extrapolating to an explosion date 7 days before detection, the initial velocity could have been between $14,000 \text{ km s}^{-1}$ (linear extrapolation) and $\sim 25,000 \text{ km s}^{-1}$ [exponential extrapolation as often seen in SNe (*17, 18*)]. A rise time which is faster by a factor of 2 would imply velocities twice as high. The only direct measurement we have is from the spectrum, 7 days past detection, about 4000 km s^{-1} . This is consistent with the derived photospheric velocity at that time if the rise time was about 7 days.

Out to a distance of 60 Mpc, the LOSS survey is complete (99%) for SNe Ia and 31 have

been found. Because SN 2002bj is quite luminous, the incompleteness correction for it is almost as small (94%), resulting in a relative rate of 3.4% of the SN Ia rate for SN 2002bj-like SNe (19). This is in good agreement with the predictions for SNe .Ia.

The SN .Ia model, still in its infancy, lacks more stringent predictions such as detailed light curves and the spectral composition and evolution. Nevertheless, all the diagnostics we could apply seem consistent with this interpretation. While the evidence here is tentative, the existence of vanadium, if seen in future discoveries of objects of this class, points to a different nucleosynthetic chain and therefore may serve as a smoking gun for a truly different supernova explosion channel. Regardless of the interpretation, current and future surveys should focus on short cadences – repeat visits on daily rather than weekly timescales — in order to find many more SNe resembling SN 2002bj.

References and Notes

1. A. V. Filippenko, *ARA&A* **35**, 309 (1997).
2. T. Puckett, J. Newton, M. Papenkova, W. D. Li, *IAU Circ.* **7839**, 1 (2002).
3. The blue continuum, in combination with residual host-galaxy lines, explains the original erroneous classification of this object as a SN IIn based on a noisier spectrum (20).
4. D. A. Howell, *et al.*, *Nature* **443**, 308 (2006).
5. M. Hicken, *et al.*, *ApJL* **669**, L17 (2007).
6. M. Yamanaka, *et al.*, *arXiv:0908.2059* (2009).
7. A. Fisher, D. Branch, P. Nugent, E. Baron, *ApJL* **481**, L89 (1997).
8. W. D. Arnett, *ApJ* **253**, 785 (1982).

9. P. G. Sutherland, J. C. Wheeler, *ApJ* **280**, 282 (1984).
10. L. Bildsten, K. J. Shen, N. N. Weinberg, G. Nelemans, *ApJL* **662**, L95 (2007).
11. K. J. Shen, L. Bildsten, *ApJ* **699**, 1365 (2009).
12. H. B. Perets, *et al.*, *ArXiv e-prints* (2009).
13. S. Valenti, *et al.*, *Nature* **459**, 674 (2009).
14. R. J. Foley, *et al.*, *AJ* **138**, 376 (2009).
15. If our interpretation is correct, it would not be too surprising that the first SN .Ia found would be unusually luminous, since such an object would be easier to find and to recognize as such.
16. D. Kasen, *ApJ* **649**, 939 (2006).
17. P. Nugent, *et al.*, *ApJ* **645**, 841 (2006).
18. X. Wang, *et al.*, *ApJL* **699**, L139 (2009).
19. Note that Poisson statistics allow fractions in the range 0.7–11% (1σ).
20. T. Matheson, P. Berlind, *IAU Circ.* **7844**, 5 (2002).
21. M. W. Richmond, *et al.*, *AJ* **111**, 327 (1996).
22. K. Krisciunas, *et al.*, *ArXiv e-prints* (2009).
23. A. Fassia, *et al.*, *MNRAS* **318**, 1093 (2000).
24. X. Wang, *et al.*, *ApJ* **697**, 380 (2009).
25. M. Modjaz, *et al.*, *ApJ* **702**, 226 (2009).

26. We thank L. Bildsten for valuable insights into the SN .Ia model, A. Gal-Yam, D. Kasen, D. Maoz, T. Matheson, P. Mazzali, E. Ofek, E. Quataert, K. Shen, and N. Smith for useful discussions, R. Foley for reducing the Lick 3-m spectrum of SN 2002bj, and A. A. Miller and A. Merritt for the DeepSky analysis. A.V.F.'s group has been supported by US National Science Foundation (NSF) grants AST-0607485 and AST-0908886, by Department of Energy grants DE-FC02-06ER41453 (SciDAC) and DE-FG02-08ER41563, and by the TABASGO Foundation. KAIT and its ongoing operation were made possible by donations from Sun Microsystems, Inc., the Hewlett-Packard Company, AutoScope Corporation, Lick Observatory, the NSF, the University of California, the Sylvia & Jim Katzman Foundation, and the TABASGO Foundation. Some of the data presented herein were obtained at the W. M. Keck Observatory, which is operated as a scientific partnership among the California Institute of Technology, the University of California, and the National Aeronautics and Space Administration; the Observatory was made possible by the generous financial support of the W. M. Keck Foundation. We thank the staffs at the Lick and Keck Observatories for their assistance.

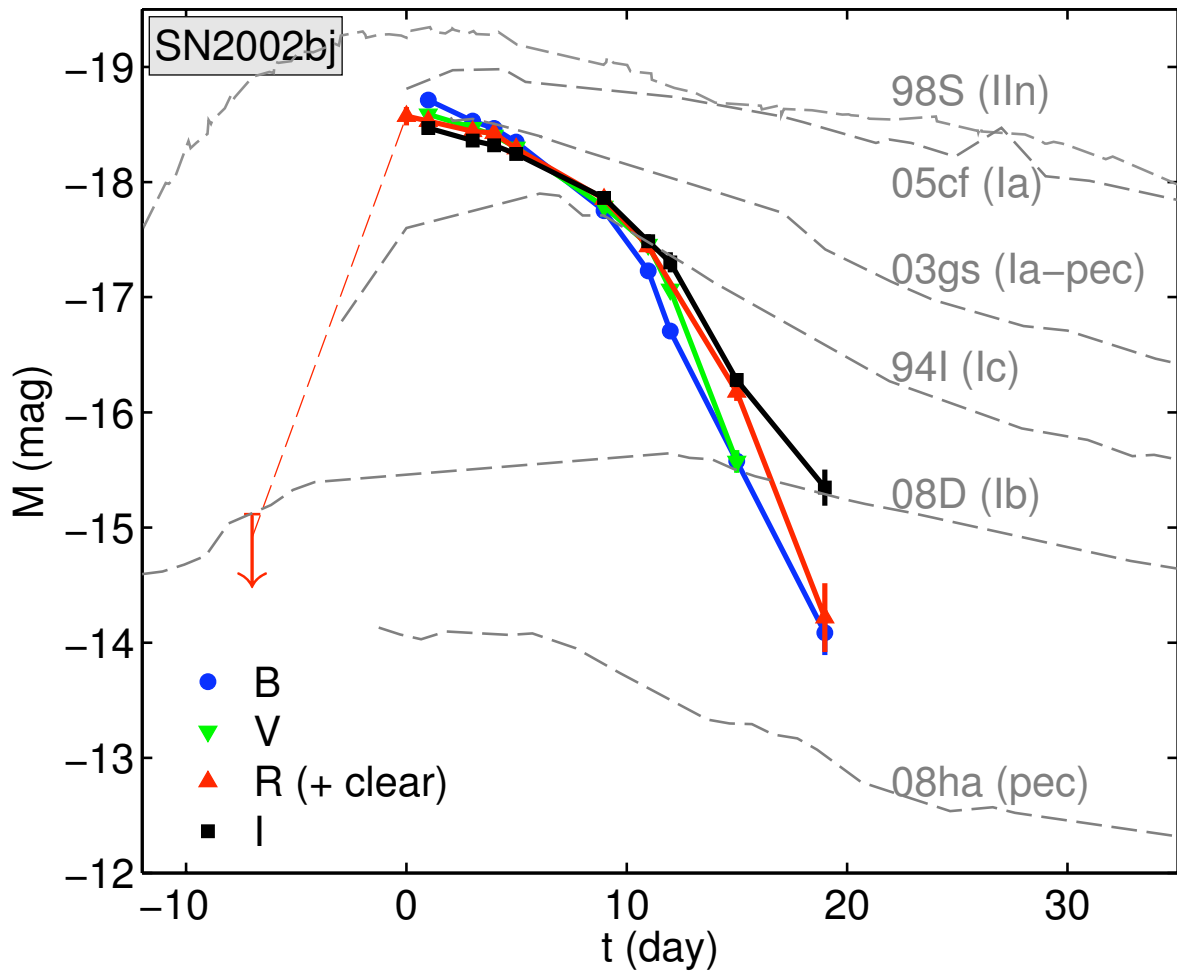


Fig. 1. Comparison of the light curve of SN 2002bj to those of SNe of various types (in the R band offset to the same B -band maximum date). SN 2002bj is quite luminous at peak for a core-collapse event, yet faint compared with typical SNe Ia. SN 1994I (21) is often cited as a “fast” SN Ic, SN 2003gs (22) was recently presented as one of the fastest SNe Ia, and SN 2008ha (14) is a faint, peculiar, and fast SN of debated breed. SN 2002bj is significantly faster than any of these. SN 1998S (23), SN 2005cf (24), and SN 2008D (25) are standard representatives of type IIn, Ia, and Ib SNe, respectfully; they are shown for reference. The dashed red line shows the *slowest* rise slope of SN 2002bj allowed by the data.

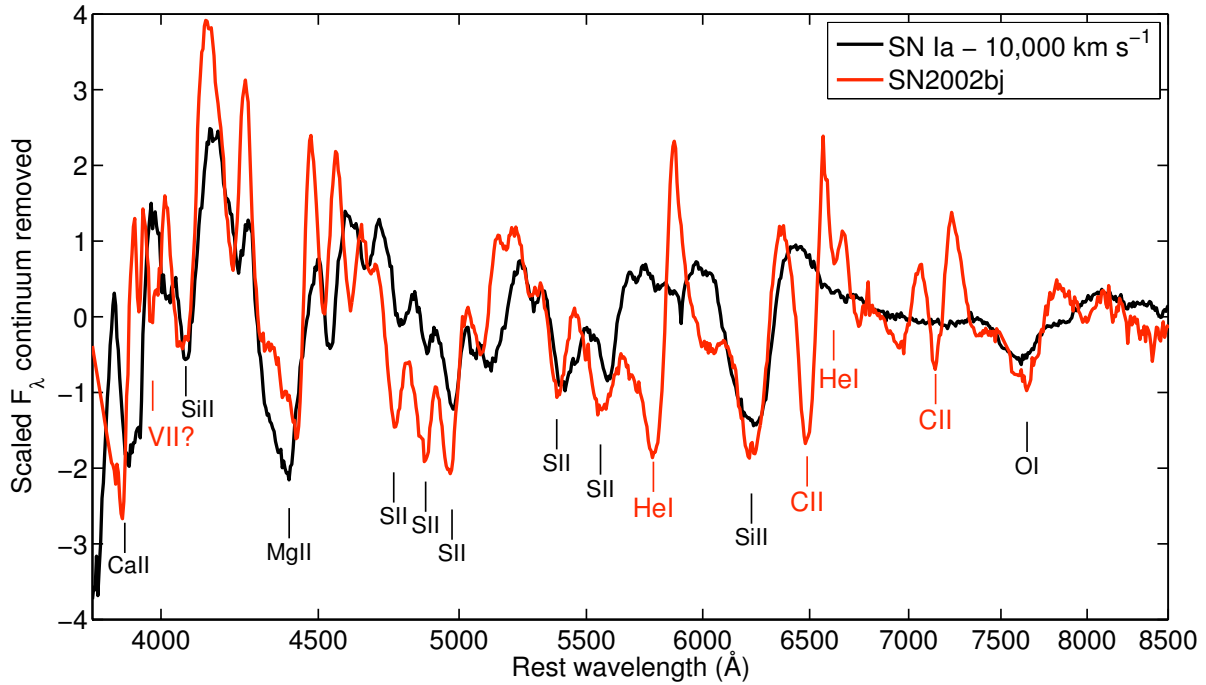


Fig. 2. The unique spectral features of SN 2002bj (shown in red; continuum removed) are difficult to identify a priori. This spectrum, taken March 7, 2002 (7 days after discovery), is reminiscent of SNe Ia, with the notable exception of the prominent helium and carbon lines, never seen before in such SNe. We show (in black) a typical SN Ia spectrum near maximum light (SN 2001bf), redshifted by $10,000 \text{ km s}^{-1}$ in order to match ejecta velocities. The spectral features identified in black are present in both objects and the ones in red are seen only in SN 2002bj.

Supporting Online Material

Photometry of SN 2002bj

SN 2002bj was discovered and monitored with the 0.76-m Katzman Automatic Imaging Telescope (KAIT) (1, 2). The images were reduced in a standard manner as described by (3). Differential point-spread function (PSF) fitting photometry was applied on the images after subtraction of a deep template image (4, 5). Calibrations were obtained on photometric nights using both KAIT and the 1-m Nickel telescope at Lick Observatory. Landolt standard stars (6) were observed at a variety of airmasses on each night to derive a photometric solution that we then applied to local standards in the SN field. Instrumental magnitudes were transformed to standard Johnson-Cousins magnitudes using color terms derived from the photometric solution of many Landolt standard-star calibrations [see (7, 8) for more details]. We correct the magnitudes for Galactic extinction using the maps of (9). We have searched for past and future variability at the position of SN 2002bj in the LOSS archive (spanning about 150 epochs between the years 2000 and 2009, median limiting magnitude ~ 19 mag), and in DeepSky¹ data (25 epochs between 2000 and 2007, median limiting magnitude ~ 20 mag) and found no precursor event or rebrightening of the SN. The KAIT images of SN 2002bj are available on the author's website².

Spectroscopy and Spectropolarimetry

Our first spectrum was obtained on 2002 March 7, using the Low Resolution Imaging Spectrometer in polarimetry mode [LRISp; (10)] mounted on the 10-m Keck I telescope, with eight exposures of duration 600 s each. A detailed description of the setup and reduction of this observing run is given by (11). The absorption minima are typically blueshifted by about 4000 km s^{-1} . Our SYNOW fit to this spectrum is briefly described in the main body of this report, and further in Fig S1.

¹<http://supernova.lbl.gov/~nugent/deepsky.html>

²http://astro.berkeley.edu/~dovi/sn2002bj/KAIT_02bj.zip

The continuum polarization is well fit by a Serkowski curve (12), with $P_{\max} = 0.748 \pm 0.008\%$ and $\lambda_{\max} = 5014 \pm 110 \text{ \AA}$. The maximum polarization is within the range expected from the Galactic reddening, and the polarization angle is constant with wavelength. There are no obvious line features in the data down to 0.1–0.2% (see Fig. S2). A scatter plot of q vs. u for $\lambda < 7500 \text{ \AA}$ shows no preferred direction. While this does not preclude some small intrinsic continuum polarization, it is consistent with originating solely from Milky Way dust. Stripped-envelope core-collapse SNe are usually significantly polarized, while thermonuclear SNe typically exhibit low polarization levels (13).

A second spectrum was obtained with the Kast double spectrograph (14) mounted on the Lick Observatory 3-m Shane telescope, on 2002 March 11 (1550 s exposure); it was reduced using standard techniques. Since the Keck spectrum was obtained with a larger aperture telescope, under better sky conditions, with a much longer exposure time, and when the SN was brighter, the Lick spectrum is far noisier than the Keck spectrum. As can be seen in Fig. S3, within the signal-to-noise ratio constraints, the Lick spectrum is similar to those of standard SNe I (Ia or Ib/c) 10–15 days after peak magnitude, with velocities slower by about 3000 km s^{-1} .

Host-Galaxy Properties

While the host galaxy of SN 2002bj (NGC 1821) is listed in NED as an irregular galaxy, a deep stacked image we constructed using DeepSky shows that it is a nearly face-on barred spiral. Such galaxies have a diverse stellar population, precluding any strong inference on the progenitor system. The published heliocentric velocity for this galaxy is 3606 km s^{-1} (15), which is consistent with our measurement. We obtain a local-flow corrected distance using the code of J. Tonry (16). The SN is about $5''$ away from the core of its host, a projected distance of $\sim 1000 \text{ pc}$. The spectra of SN 2002bj show no sign of significant dust extinction. There are no Na I D lines, and the object is very blue. We therefore assume throughout the analysis that the extinction along the line of sight is negligible.

Bolometric properties

In Fig. S4 we show the bolometric properties we derive, based on the *BVRI* photometry of SN 2002bj. The luminosity is computed in three different ways. The lower limit is obtained by integrating over the flux in the *BVRI* bands. For the upper limit, we use the best-fit blackbody curve. The latter will overestimate the flux in the UV where significant line blanketing usually occurs. Our fiducial estimate is derived using a SYNOW synthetic spectrum that has the same chemical composition as presented in Fig. S1, but with the temperature derived from the blackbody fit to the photometry. The χ^2 values for the blackbody fit are acceptable (less than 2.5σ for all epochs), yet not exceptional. As expected, SN 2002bj is not a perfect blackbody, and those values should be used with some caution.

Alternative Scenarios

The fast rise and decline of SN 2002bj is beyond the edge of the parameter space routinely explored by explosion models, as they are designed to shed light on the known population of objects. The notable exception is the SN Ia model discussed here. Any proposed alternative interpretation will need to reproduce not only the unique timescale and luminosity but also the peculiar spectral composition, the lack of significant polarization, and the rate we derive.

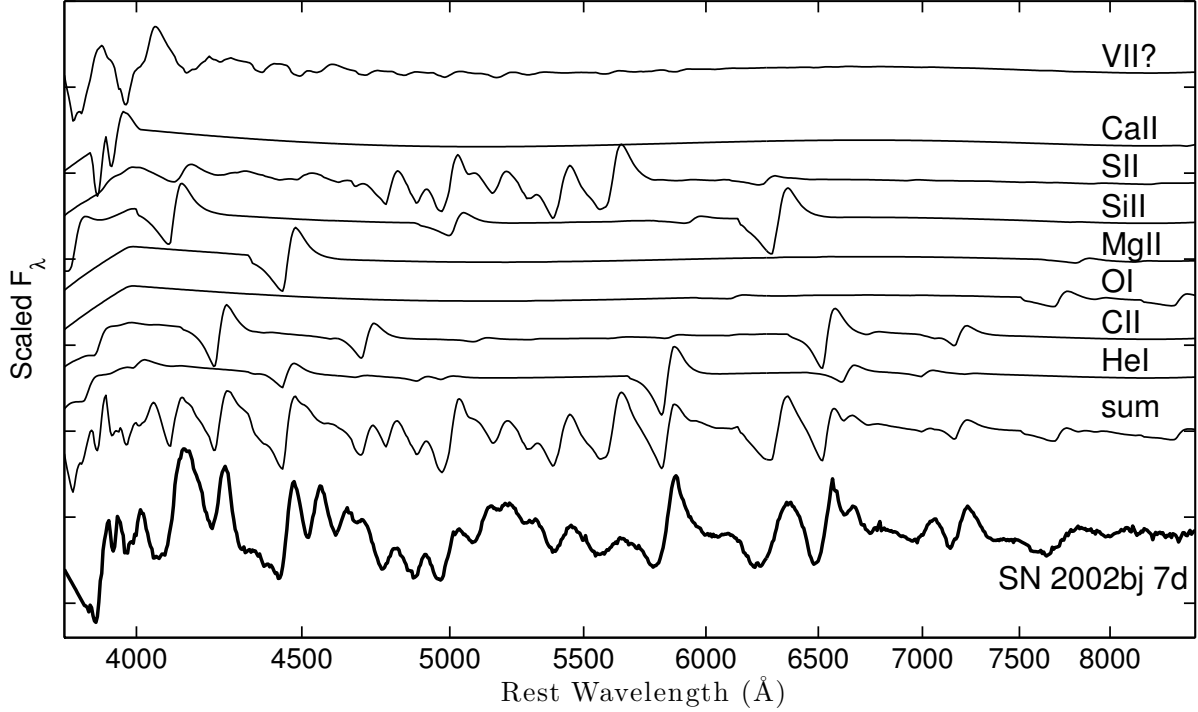


Fig. S1. We use the synthetic-spectroscopy code SYNOW to determine the main components of our spectrum of SN 2002bj, and we show their sum as well (second from bottom). The resulting chemical composition is remarkable in many ways. The spectrum lacks any trace of Fe or other iron-peak elements; the helium, while present, does not dominate, and contributes as much as intermediate-mass elements; the S II contribution is particularly strong, especially when compared to the weak signal from Ca II. This is the first detection of S II in a non-Ia SN. The tentative V II detection in absorption near 4000 Å is somewhat strengthened by the apparent absence of Ca II emission that would otherwise dominate at that wavelength. Our fit is quite conservative, with most ions given in SYNOW the same temperature and velocity structure, and contributing at least two well-matching lines.

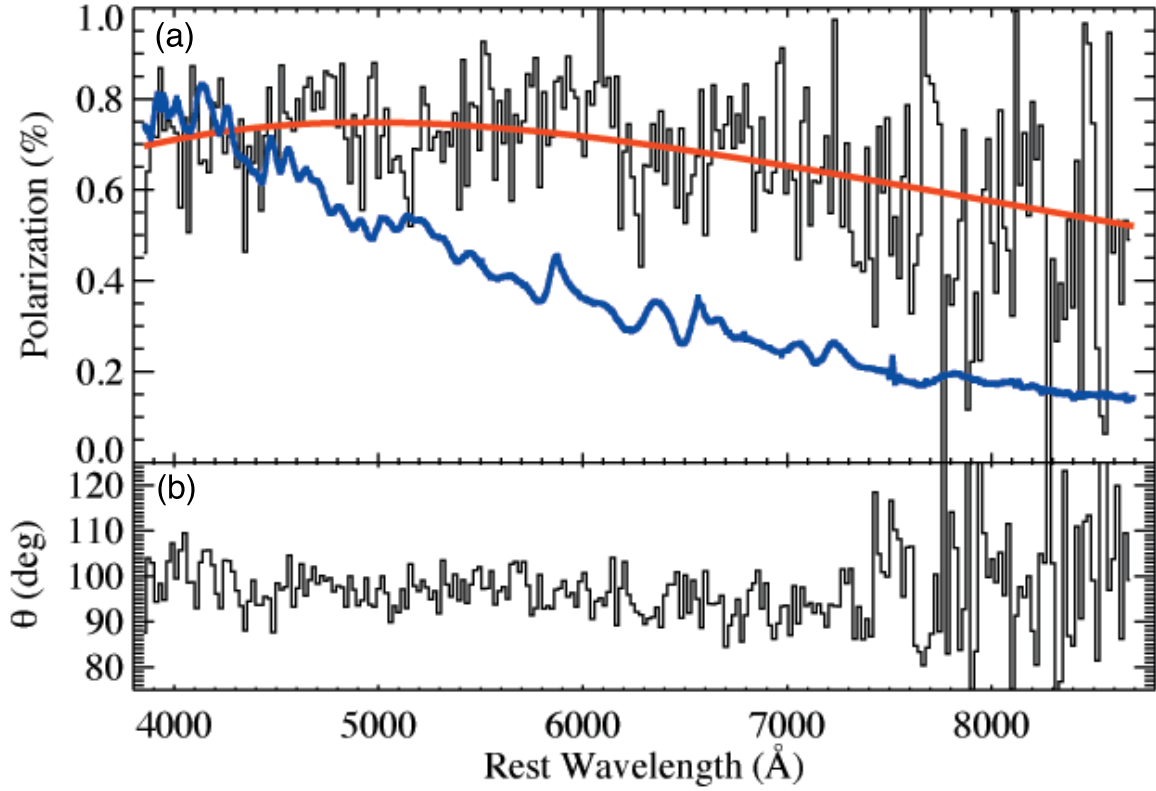


Fig. S2. Polarimetry of SN 2002bj taken on Mar. 7, 2002. (a) Polarization (black), total flux (blue), and best-fit Serkowski model (red; $P_{\max} = 0.748 \pm 0.008\%$ and $\lambda_{\max} = 5014 \pm 110 \text{ \AA}$). (b) Angle of polarization. The polarization is consistent with a Galactic dust origin.

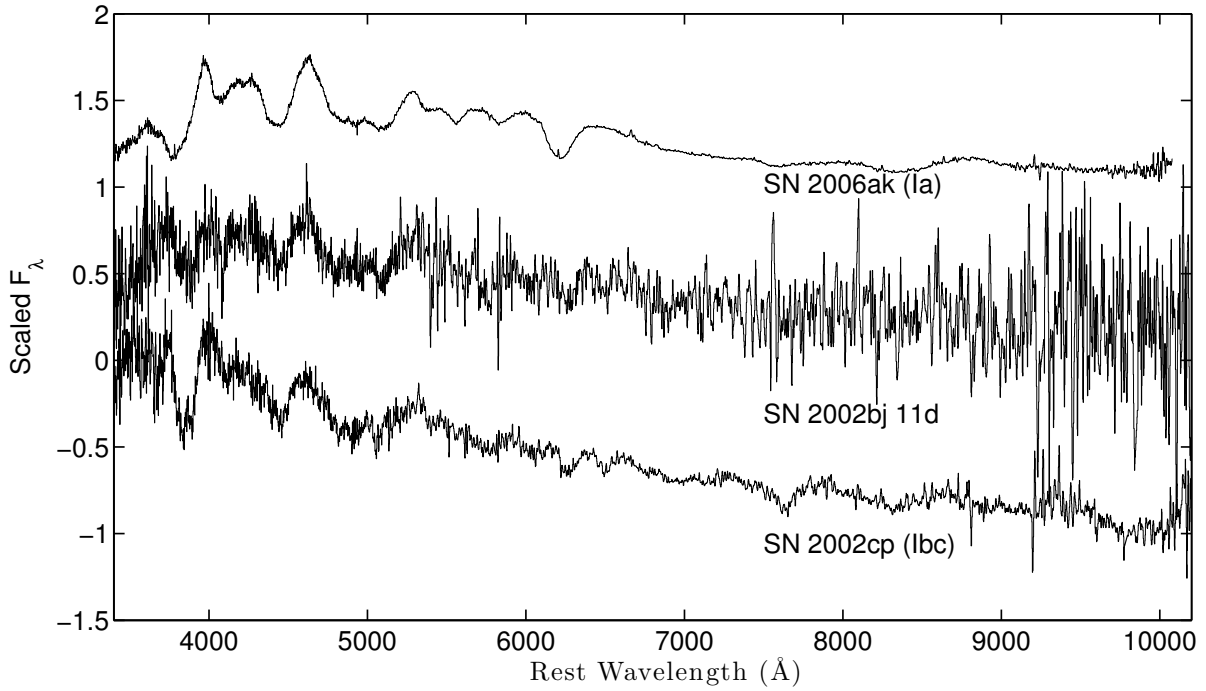


Fig. S3. Second, lower-quality spectrum of SN 2002bj, taken on 2002 March 11, 11 days past discovery. The spectrum is similar to those of SNe I (Ia or Ib/c), about two weeks after peak, but slower by $\sim 3000 \text{ km s}^{-1}$. We show two such spectra for comparison.

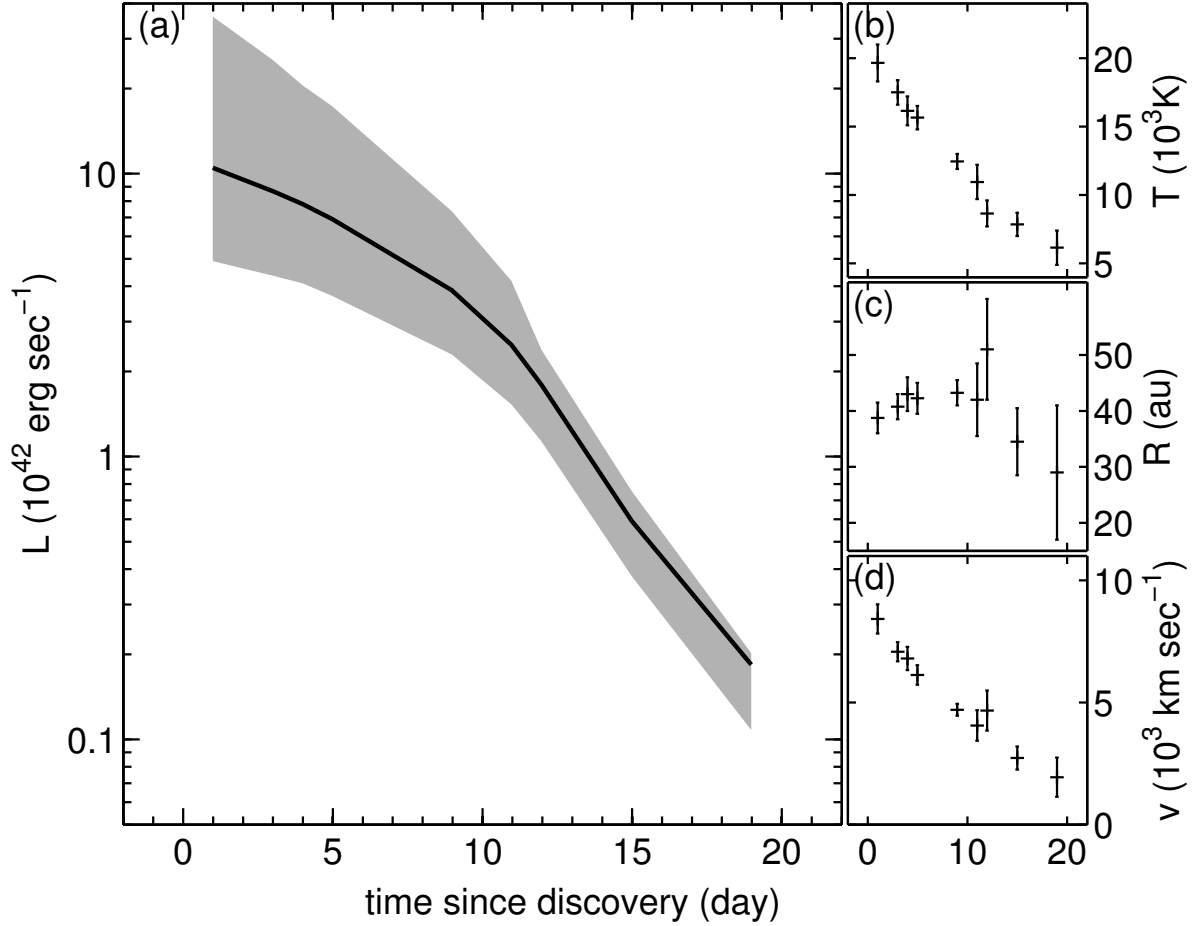


Fig. S4. Bolometric properties of SN 2002bj, based on the *BVRI* photometry. (a) The luminosity as a function of time. (b) Best-fit blackbody temperature evolution. (c) Best-fit blackbody radius. (d) Velocity (radius divided by time since explosion – taken to be 7 days before discovery). The temperature and velocity decline very rapidly, indicating a quick recession of the photosphere in a low-mass envelope, while the radius is nearly constant (within the errors) out to day ~ 15 . This luminosity and rise time translate to a substantial amount of radioactive material ($\sim 0.2 M_{\odot}$) when using Arnett’s law (17, 18). The rapid decline we measure requires a swift drop of the energy deposition function, which is suggestive of a low-mass envelope.

Table S1: Photometry of SN 2002bj

Phase	JD	<i>B</i> (mag)	<i>V</i> (mag)	<i>R</i> (mag)	<i>I</i> (mag)	Unfiltered (mag)
-7	2452326.7	>18.38(09)
0	2452333.7	14.93(08)
1	2452334.7	14.79(01)	14.91(01)	14.97(02)	15.03(02)	...
3	2452336.7	14.97(01)	15.03(01)	15.06(02)	15.14(01)	...
4	2452337.7	15.03(01)	15.10(02)	15.08(02)	15.18(03)	...
5	2452338.7	15.15(01)	15.20(01)	15.21(02)	15.26(03)	...
9	2452342.6	15.75(01)	15.71(02)	15.65(01)	15.64(02)	...
11	2452344.6	16.27(04)	16.04(06)	16.06(06)	16.01(06)	...
12	2452345.6	16.79(05)	16.43(03)	...	16.20(09)	...
15	2452348.7	17.92(08)	17.93(10)	17.32(08)	17.22(06)	...
19	2452352.7	19.41(19)	...	19.28(30)	18.15(16)	...

Note – Uncertainties (units of 0.01 mag) are given in parentheses.

Table S2: Spectroscopy of SN 2002bj

Phase ^a	UT Date	Telescope/Instrument	Exposure (s)	Observer ^b
7	2002 Mar. 07.3	Keck/LRISp	8 × 600	F, M, DL
11	2002 Mar. 11.2	Lick/Kast	1550	WL, C

^a Days since discovery, JD 2, 452, 333.7.

^b F = A. Filippenko, M = E. Moran, DL = D. Leonard, WL = W. Li, C = R. Chornock.

Table S3: Bolometric Properties of SN 2002bj

Phase ^a	L (10^{42} erg s ⁻¹)	T (10^3 K)	R (AU)	v (10^3 km s ⁻¹) ^b
1	$10.5^{+25.4}_{-5.6}$	19.7 ± 1.4	39 ± 3	8.4 ± 0.6
3	$8.7^{+16.5}_{-4.3}$	17.5 ± 0.9	41 ± 2	7.1 ± 0.4
4	$7.8^{+12.7}_{-3.7}$	16.2 ± 1.1	43 ± 3	6.8 ± 0.5
5	$6.9^{+10.4}_{-3.2}$	15.7 ± 0.9	42 ± 3	6.1 ± 0.4
9	$3.9^{+3.5}_{-1.6}$	12.5 ± 0.6	43 ± 2	4.7 ± 0.2
11	$2.5^{+1.7}_{-1.0}$	11.0 ± 1.3	42 ± 7	4.1 ± 0.6
12	$1.8^{+0.6}_{-0.7}$	8.7 ± 1.0	51 ± 9	4.7 ± 0.8
15	$0.6^{+0.2}_{-0.2}$	7.9 ± 0.9	35 ± 6	2.7 ± 0.5
19	$0.2^{+0.0}_{-0.1}$	6.2 ± 1.3	29 ± 12	1.9 ± 0.8

^a Days since discovery, JD 2,452,333.7.

^b Assuming a rise time of 7 days.

References and Notes

1. A. V. Filippenko, W. D. Li, R. R. Treffers, M. Modjaz, *Small Telescope Astronomy on Global Scales*, B. Paczyński, W.-P. Chen, C. Lemme, eds. (San Francisco: ASP), p. 121 (2001).
2. A. V. Filippenko, *The Fate of the Most Massive Stars*, R. Humphreys, K. Stanek, eds. (San Francisco: ASP), p. 33 (2005).
3. D. Poznanski, *et al.*, *ApJ* **694**, 1067 (2009).
4. C. Alard, R. H. Lupton, *ApJ* **503**, 325 (1998).
5. B. P. Schmidt, *et al.*, *ApJ* **507**, 46 (1998).
6. A. U. Landolt, *AJ* **104**, 340 (1992).

7. M. Modjaz, *et al.*, *PASP* **113**, 308 (2001).
8. W. Li, *et al.*, *PASP* **113**, 1178 (2001).
9. D. J. Schlegel, D. P. Finkbeiner, M. Davis, *ApJ* **500**, 525 (1998).
10. J. B. Oke, *et al.*, *PASP* **107**, 375 (1995).
11. D. C. Leonard, A. V. Filippenko, R. Chornock, R. J. Foley, *PASP* **114**, 1333 (2002).
12. K. Serkowski, D. S. Mathewson, V. L. Ford, *ApJ* **196**, 261 (1975).
13. L. Wang, J. C. Wheeler, *ARA&A* **46**, 433 (2008).
14. J. S. Miller, R. P. S. Stone, *Lick Obs. Tech. Rep. 66*, (Santa Cruz: Lick Obs.) (1993).
15. B. S. Koribalski, *et al.*, *AJ* **128**, 16 (2004).
16. J. L. Tonry, J. P. Blakeslee, E. A. Ajhar, A. Dressler, *ApJ* **530**, 625 (2000).
17. W. D. Arnett, *ApJ* **253**, 785 (1982).
18. P. G. Sutherland, J. C. Wheeler, *ApJ* **280**, 282 (1984).