

Effect of disorder and electron-phonon interaction on interlayer tunnelling current in quantum Hall bilayer.

O.G.C. Ros¹ and D.K.K. Lee²

¹*Instituto pluridisciplinar, Universidad Complutense Paseo Juan XXIII, 1, 28040 Madrid, Spain*

²*Blackett Laboratory, Prince Consort Rd, Imperial College London, London SW7 2AZ, United Kingdom.*
(Dated: February 15, 2019)

We study the transport properties of the quantum Hall bilayers systems looking closely at the effect that disorder and electron-phonon interaction have on the interlayer tunnelling current in the presence of an in-plane magnetic field B_{\parallel} . We find that it is important to take into account the effect of disorder and electron-phonon interactions in order to predict a finite current at a finite voltage when an in-plane magnetic field is present. We find a broadened resonant feature in the tunnelling current as a function of bias voltage, in qualitative agreement with experiments. We also find the broadening of this resonant feature due to electron-phonon coupling has a non-monotonic dependence on B_{\parallel} , related to the geometry of the double quantum well. We also compare this with the broadening effect due to spatial fluctuations of the tunnelling amplitude. We conclude that such static disorder provides only very weak broadening of the resonant feature in the experimental range.

I. INTRODUCTION

Over the last fifteen years quantum Hall bilayer systems (QHB) have been extensively studied since they are one of the few systems that show macroscopic evidence of quantum coherence. The richness of the physics of the QHB has attracted the attention of both theoretical^{1,2,3,4,5,6} and experimental studies^{7,8,9,10,11}. This has led to rather rapid progress in the area. The bilayer consists of two parallel two-dimensional electron layers in a double quantum well closely separated by a distance d and subjected to a magnetic field perpendicular to the plane of the layers B_{\perp} , at a Landau level filling factor $\nu_1 = \nu_2 = 1/2$. If the separation between layers is large they behave as two independent Fermi liquids and no quantum Hall effect is observed. When the distance between the layers becomes comparable with the magnetic length ($d \sim \ell_B$) the system undergoes a phase transition from a compressible state at large $d \gg \ell_B$ to an incompressible state small $d \ll \ell_B$. In the incompressible state, the system as a whole exhibits the $\nu = 1$ quantum Hall effect even when interlayer tunnelling is negligible. This transition is driven by Coulomb interactions between the layers. The ground state in the quantum Hall regime is believed³ to have a broken $U(1)$ symmetry which leads to spontaneous interlayer phase coherence. This ground state can be described as a pseudospin ferromagnet² using a pseudospin picture equating electrons in the upper (lower) layer with pseudospin “up” (“down”)^{2,16}, or as an excitonic superfluid^{4,12}.

A series of remarkable experiments have probed the existence of this coherent phase. They show evidence for interlayer coherence with a linearly dispersing Goldstone mode¹¹ and counterflow superfluidity^{9,13,15} and drag Hall voltage¹⁴. One piece of the experimental evidence of interlayer coherence is a sharp peak in the tunnelling current for small bias (between 10 and 100 μ V) and low temperature. Another characteristic of the QHB that indicates the existence of phase coherence between layers is

the sensitivity of the QHB to the presence of an in-plane magnetic field. The sharp peak in the tunnelling current at small bias is suppressed when a magnetic field is applied parallel to the plane of the layers. At the same time, experiments show a ‘dispersive’ feature in the tunnelling current at a voltage which evolves linearly with the in-plane field B_{\parallel} . This has been interpreted as the excitation of the Goldstone mode of the excitonic superfluid at wavevector Q and energy eV given by

$$Q = \frac{2\pi B_{\parallel} d}{\phi_0}, \quad eV = \hbar v Q \quad (1)$$

where v is the velocity of the collective mode and $\phi_0 = hc/e$ is the flux quantum¹¹.

The tunnelling current can be computed using as a perturbation the interlayer hopping matrix element t_{\perp} . For a homogeneous system in the absence of an in-plane field, Jack *et al*⁶ found a tunnelling current proportional to $1/V$ at zero temperature, consistent with the observation of a region of negative differential tunnelling conductance at low temperature. However, the same calculation gives a delta function at $eV = vQ$ in the tunnelling current in the presence of an in-plane field. Although the position of this feature is consistent with experiments, the experimental data does not exhibit a sharp feature even at the lowest temperatures. In this paper, we will explore sources for a finite linewidth of this feature. We find that two mechanisms should be dominant at low temperatures: tunnelling disorder and electron-phonon coupling. We will not discuss the role of vortices which could be nucleated at zero temperature by strong charge disorder or by thermal activation.

This paper is organised as follows. In the next section, we review the methodology for computing the tunnelling current as originally used by Jack *et al*⁶. In Section III, we discuss the effect of electron-phonon interactions on the tunnelling current. We will calculate how the magnitude and the width of the dispersive feature in the tunnelling current is affected by the electron-phonon cou-

pling. In Section IV, we investigate the effect that an inhomogeneous tunnelling amplitude over the sample has on the tunnelling current. We present the conclusions of the paper in Section V.

II. THEORETICAL DISCUSSION

We will adopt the pseudospin picture of the quantum Hall bilayer, labelling single-particle states in the upper layer as $S^z = +1/2$ and states in the lower layer as $S^z = -1/2$. We will review this framework in this section. In this picture, the system is a pseudospin ferromagnet with an easy-plane anisotropy. Furthermore, we will work with the large- S generalisation of this model on a lattice which corresponds to coarse-graining the system by treating ferromagnetic patches containing S electrons as lattice sites containing a large spin S . The Hamiltonian can be written as:

$$H_0 = -\frac{J}{2} \sum_{\langle ij \rangle} (S_i^+ S_j^- + \text{h.c.}) + \frac{D}{2} \sum_i (S_i^z)^2 \quad (2)$$

where S_i^+ and S_i^- are the pseudospin raising and lowering operators on site i of a square lattice, J is the exchange interaction, D represents a local capacitive energy for charge imbalance. In the presence of tunnelling across the bilayer, the Hamiltonian becomes:

$$H = H_0 - \Delta_\perp \sum_i (e^{iQx_i} S_i^+ + e^{-iQx_i} S_i^-) \quad (3)$$

where Δ_\perp is the interlayer tunnelling matrix element in the absence of in-plane field and x_i is the x -coordinate of the spin i . We have chosen the gauge such that, in the presence of an in-plane magnetic field B_\parallel , the tunnelling matrix acquires a phase that varies spatially in the x -direction with periodicity $2\pi/Q$ with Q as defined in (1).

The large- S treatment of this model corresponds to taking S to a large value while keeping JS and DS constant so that the three energy scales for exchange, interaction and tunnelling scale in the same way with S . We note that $DS > JS \gg \Delta_\perp$ in the bilayer system.

The pseudospin can be written in terms of phase and S^z operators as

$$S_i^+ = (S - S_i^z)^{1/2} e^{-i\phi_i} (S + S_i^z)^{1/2} \quad (4)$$

Semiclassically, ϕ_i gives the azimuthal angle of the pseudospin projected onto the xy -plane in spin space. They are canonical conjugate variables: $[S_i^z, \phi_j] = i\delta_{ij}$. We can take the continuum limit and integrate out the S^z (charge imbalance) fluctuations to arrive at a phase-only action¹⁷:

$$\mathcal{S} = 2S\rho_s \int d^2r dt \left\{ \frac{1}{2v^2} (\partial_t \phi)^2 - \frac{1}{2} |\nabla \phi|^2 + \frac{1}{\xi^2} \cos \phi \right\} \quad (5)$$

where $v^2 = DSJS\ell_B^2/\hbar^2$, $\rho_s = JS$ is the spin stiffness and $\xi = (4\pi\rho_s/\Delta_\perp)^{1/2}\ell_B$ is the Josephson length which

gives the length scale over which counterflow currents decay due to tunnelling across the bilayer. In this model all the dynamics of the system depends on the phase ϕ . Spatial gradients in the phase correspond to counterflow in the two layers.

In the absence of tunnelling, this Lagrangian represents an easy-plane ferromagnet with spontaneously broken symmetry, *i.e.* a spatially uniform phase. In the presence of an in-plane magnetic field, the ground state develops spatial variations in the phase field^{19,20}. At small Q , the phase field increases linearly with the Aharonov-Bohm phase: $\phi \sim Qx$. At large Q , the phase field cannot follow the Aharonov-Bohm phase and has only small oscillations: $\phi \sim \sin(Qx)/Q^2\xi^2$ where ξ is the Josephson length. The transition occurs at $Q\xi \sim \mathcal{O}(1)$. The Josephson length is estimated to be of the order of microns. Experimental values¹¹ of the in-plane field give $Q\xi > 10$. Therefore, the spatial fluctuations of the ground-state phase field are small. In our following calculation, we will consider quantum fluctuations as perturbations around the uniform $\phi = 0$ state.

Excitations in the pseudospin lattice system are long-lived pseudospin waves with energy $\varepsilon_{\mathbf{q}} = [JSq^2\ell_B^2(DS + q^2\ell_B^2)]^{1/2} \simeq \hbar v_{\mathbf{q}}$ at long wavelengths. A pseudospin wave at wavevector \mathbf{q} is created by the operator:

$$\alpha_{\mathbf{q}}^\dagger = \sqrt{\frac{S}{2}} \left[(u_{\mathbf{q}} + v_{\mathbf{q}}) \frac{S^z_{-\mathbf{q}}}{S} + i(u_{\mathbf{q}} - v_{\mathbf{q}}) \phi_{-\mathbf{q}} \right] \quad (6)$$

where the coherence factors are $(u_{\mathbf{q}} + v_{\mathbf{q}})^2 = (u_{\mathbf{q}} - v_{\mathbf{q}})^{-2} = (1 + DS/JSq^2\ell_B^2)^{1/2}$.

The operators S^z , $e^{\pm i\phi}$ and S^\pm all involve the creation and annihilation of pseudospin waves. Most significantly, interlayer tunnelling, S^\pm , causes decay of the pseudospin waves at all wavelengths. This can be seen by examining the S_i^+ operator that represents electron tunnelling in the pseudospin language. From equation (4), we see that it creates perturbations in the phase ϕ_i and S_i^z . This involves the creation and annihilation of pseudospin waves (see equation (6)). This is a consequence of the fact that tunnelling breaks the global U(1) phase invariance of the system so that Goldstone's theorem no longer protects the long-wavelength pseudospin waves from decay.

The tunnelling current is given by

$$I(t) = \frac{e\Delta_\perp}{2\pi\hbar\ell_B^2} \int d^2r \langle \sin(\phi - Qx - eVt/\hbar) \rangle \quad (7)$$

In a perturbative treatment of the interlayer tunnelling, we can treat the tunnelling term in first-order perturbation theory. This gives a dc current proportional to Δ_\perp^2 :

$$I_0 = -Se \left(\frac{\Delta_\perp L}{4\pi\hbar\ell_B^2} \right)^2 \text{Re} \int d^2R \int_0^\infty d\tau C(\mathbf{R}, \tau) e^{-i(\mathbf{Q}\cdot\mathbf{R} + eV\tau/\hbar)} \quad (8)$$

where $\mathbf{Q} = (Q, 0)$, $C(\mathbf{R}, \tau) = (\langle T e^{i\phi(\mathbf{R}, \tau)} e^{-i\phi(0, 0)} \rangle_0 - \text{h.c.})$ evaluated at zero tunnelling (with Hamiltonian H_0).

We can see that we are calculating the response of the system at wavevector Q and frequency eV/\hbar . It can be shown that

$$\ln\langle T e^{i\phi(\mathbf{r},\tau)} e^{-i\phi(\mathbf{r}',0)} \rangle_0 = \frac{-i\hbar}{2S\rho_s} \int \frac{d^2q d\omega}{(2\pi)^3} |J_{\mathbf{q},\omega}(\mathbf{r},\mathbf{r}',\tau)|^2 G_{\mathbf{q},\omega}^{(0)} \quad (9)$$

where $J_{\mathbf{q},\omega}(\mathbf{r},\mathbf{r}',\tau) = e^{i(\mathbf{q}\cdot\mathbf{r}-\omega\tau)} - e^{i\mathbf{q}\cdot\mathbf{r}'}$ and $G_{\mathbf{q},\omega}^{(0)} = (\omega^2/v^2 - q^2)^{-1}$ is the propagator for the phase fluctuations at zero tunnelling.

Jack *et al*⁶ analysed the tunnelling current at zero in-plane field. They showed that the perturbative calculation above can be understood in terms of the generation of finite-momentum pseudospin waves *via* the decay of the $q = 0$ mode, the most important of which is the generation of a pair of pseudospin waves with equal and opposite momenta. However, in the presence of an in-plane magnetic field B_{\parallel} , the tunnelling current is dominated by the generation of a single pseudospin wave at wavevector Q as given by equation (1). For a homogeneous system, this calculation gives a current which is a delta function at $eV/\hbar = vQ$:

$$I_0 = \frac{e\Delta_{\perp}^2 L^2}{\hbar l_B^2} \frac{DS}{8eV} \delta(eV - \hbar vQ) \quad (10)$$

In this work, we investigate possible sources of line broadening for this peak at non-zero in-plane magnetic field. We will focus on effects which do not vanish at zero temperature. In order to obtain a finite linewidth, we find that the pseudospin waves need elastic or inelastic scattering. We will discuss elastic scattering due to disorder in section IV. In section III, we will study inelastic scattering. This can arise from the generation of photons or phonons. The two mechanisms are similar. However, we will see that the energy of photons involved in this process will be much higher than the energy of the pseudospin waves. This means that the process can only be virtual. It can at most alter the dispersion relation of the pseudospin waves but cannot cause decay. Therefore, we will focus on the electron-phonon interaction in this work.

III. PHONON GENERATION

In this section, we introduce interactions between phonons and pseudospin waves and study how the tunnelling current between layers is affected by the introduction of these interactions.

When electrons tunnel across the bilayer, the electron density changes, perturbing the core ions on the AlGaAs of the tunnelling barrier and thus creates phonons in the three-dimensional system in which the quantum well is embedded. For the range of values of the bias voltage used in the experiments, the most important interaction between ions in the host material and the tunnelling electrons is the deformation potential interaction^{21,22} with

the acoustic phonons. We neglect optical phonons because they are at energies high compared to the electron energy at the experimental range of bias voltage.

The phonon Hamiltonian is given by:

$$H_{\text{phonon}} = \sum_{\mathbf{k}} \hbar\omega_{\mathbf{k}} \left(a_{\mathbf{k}}^{\dagger} a_{\mathbf{k}} + \frac{1}{2} \right) \quad (11)$$

where $\mathbf{k} = (\mathbf{q}, k_z)$ is a three-dimensional wavevector, $\mathbf{q} = (q_x, q_y)$, $\omega_{\mathbf{k}}$ is the phonon frequency spectrum and $a_{\mathbf{k}}$ and $a_{\mathbf{k}}^{\dagger}$ are the phonon annihilation and creation operators. We are discussing physics at wavelengths long compared to the lattice spacing of the substrate. So, we will use a simple linear dispersion for the acoustic phonon: $\omega_{\mathbf{k}} = s|\mathbf{k}|$. The electron-ion interaction takes the form:

$$H_{e-\text{ion}} = D_{\text{ef}} \sum_{\mathbf{k}} \left(\frac{\hbar}{2\rho_{\text{ion}}\nu\omega_{\mathbf{k}}} \right)^{1/2} |\mathbf{k}| \rho(\mathbf{k}) (a_{\mathbf{k}} + a_{-\mathbf{k}}^{\dagger}) \quad (12)$$

where ρ_{ion} is the ion mass density, ν is the volume of the three-dimensional solid and $\rho(\mathbf{k})$ is the electron density.

The electron density perturbation caused by tunnelling involves charge imbalance across the bilayer. It is convenient to express the density perturbation at position $\mathbf{R} = (\mathbf{r}, z)$ in terms of the z -component of the pseudospin:

$$\rho(\mathbf{R}) = \frac{S}{4\pi\ell_B} \left[\rho_{\uparrow}(z) + \rho_{\downarrow}(z) + \frac{S^z(\mathbf{r})}{S} (\rho_{\uparrow}(z) - \rho_{\downarrow}(z)) \right] \quad (13)$$

where $\rho_{\uparrow(\downarrow)}(z)$ is the one-dimensional density profile in the z -direction for electrons in the upper (lower) layer. We have scaled the density by S in the spirit of the coarse-graining idea of the large- S generalisation of this model, as discussed at the start of section II.

For simplicity, we approximate the electron wavefunction $\psi(z)$ in the lowest subband of the single quantum well centered at $z = 0$ by a Gaussian wavepacket:

$$\psi(z) \simeq \frac{\pi^{1/4}}{w^{1/2}} e^{-z^2\pi^2/2w^2} \quad (14)$$

where w is the width of the well. (A factor of π^2 has been inserted into the exponential so that the form matches the amplitude and width of the actual wavefunction in the square well.) Using this approximation, the electron density in the Fourier representation is given by

$$\rho(\mathbf{k}) = \frac{i}{2\pi\ell_B^2} \sin\left(\frac{k_z d}{2}\right) e^{-k_z^2 w^2/4\pi^2} S_{\mathbf{q}}^z \quad (15)$$

where d is the separation of the centres of the two quantum wells in the z -direction. The k_z -dependence in $\rho(\mathbf{k})$ reflects the geometry of the double quantum well. There are two contributions to the geometrical form factors in this expression, analogous to the Fraunhofer diffraction pattern from a double slit in optics. The sinusoidal dependence on $k_z d/2$ comes from the convolution of the two wavefunctions centered at $\pm d/2$ and the Gaussian comes from the electron density profile in the z -direction.

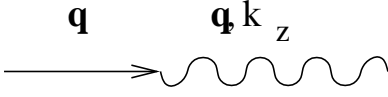


FIG. 1: Diagrammatic representation of the decay of one pseudospin wave with momentum \mathbf{q} into one phonon with momentum \mathbf{q}, k_z .

From equations (4), (6) and (15), we see that the electron-phonon interaction in equation (12) includes the decay of one pseudospin wave with momentum \mathbf{q} into one phonon with momentum (\mathbf{q}, k_z) (or *vice versa*). This is depicted in Figure 1. There is no conservation of momentum in the z -direction because translational symmetry is broken by the presence of the double quantum well. This decay of the pseudospin wave into a phonon can only occur as a real process if energy is conserved:

$$vq = s\sqrt{q^2 + k_z^2}. \quad (16)$$

This requires the pseudospin wave velocity to be higher than the phonon velocity: $v > s$. This is the case we consider here. We estimate $v \sim 1.4 \times 10^4 \text{ ms}^{-1}$ from the data of Spielman *et al.*¹¹ and $s \simeq 0.1v$ for the sound velocity in the heterostructure²². On the other hand, if the phonon velocity s was greater than the pseudospin wave velocity v , then the process where a phonon of greater speed (or indeed a photon) can be emitted and re-absorbed is only a virtual process. This will alter the pseudospin wave spectrum but does not contribute to the tunnelling current.

We will now investigate more quantitatively how the pseudospin-phonon interaction affect the system. We proceed by integrating out the phonons to obtain an effective action. This can be performed because the electron-phonon coupling is linear in the phonon field. We obtain a retarded interaction for S^z , the charge imbalance across the layers:

$$\mathcal{S}_{\text{ep}} = \frac{2Sv^2}{8\pi\ell_B^4\rho_s} \int \frac{d^2q d\omega}{(2\pi)^3} \lambda_D \Pi_{\mathbf{q},\omega} |S_{\mathbf{q},\omega}^z|^2 \quad (17)$$

where

$$\Pi_{\mathbf{q},\omega} = \int dk_z \frac{\sin^2(k_z d/2)(\mathbf{q}^2 + k_z^2) e^{-2k_z^2 w^2/4\pi^2}}{\omega^2 - \omega_{\mathbf{k}}^2} \quad (18)$$

and $\lambda_D = (D_{\text{ef}}/\hbar)^2 (\rho_s/\rho_{\text{ion}} S v^2)$. This adds to the on-site instantaneous interaction D . Integrating out S^z , we obtain a modified phase action at zero tunnelling:

$$\mathcal{S}_0 = \frac{S\rho_s}{(2\pi)^3} \int d^2q d\omega \left(-\mathbf{q}^2 + \frac{\omega^2/v^2}{1 + \lambda_D \Pi_{\mathbf{q},\omega}} \right) |\phi_{\mathbf{q},\omega}|^2 \quad (19)$$

The decay of the pseudospin wave into a phonon is encoded in the imaginary part of $\Pi_{\mathbf{q},\omega}$. It is non-zero when $\omega \geq sq$:

$$\text{Im}\Pi_{\mathbf{q},\omega} = -\frac{\omega^2}{s^3} \frac{\sin^2(d\sqrt{\omega^2 - s^2q^2}/2s) e^{-2\omega^2(\omega^2 - s^2q^2)/4\pi^2 s^2}}{\sqrt{\omega^2 - s^2q^2}} \quad (20)$$




FIG. 2: Diagrammatic representation of: a) the decay of one phonon into one spin wave with momentum $q = 0$ into a finite momentum Q spin wave. b) the decay of one spin wave with momentum $q = 0$ into a finite momentum Q followed by the decay of the Q spin wave into a phonon.

For $\omega < sq$, the imaginary part of $\Pi_{\mathbf{q},\omega}$ is zero. The real part of $\Pi_{\mathbf{q},\omega}$ will shift the position of the peak of the tunnelling current with respect to the voltage.

The leading term on the expansion of (9) in powers of $1/S$ corresponds to the decay of one $q = 0$ mode into one finite-momentum spin wave at wavevector $\mathbf{Q} = (Q, 0)$. The contribution to the current from this term is

$$I = Se \left(\frac{\Delta_{\perp} L}{4\pi\hbar\ell_B^2} \right)^2 \text{Re} \int_0^\infty d\tau \int_{-\infty}^\infty d\omega e^{ieV\tau/\hbar} \cos(\omega\tau) \times \left(-\frac{i\hbar}{S\rho_s} G_{\mathbf{Q},\omega} - \text{h.c.} \right) \quad (21)$$

with

$$G_{\mathbf{Q},\omega}^{-1} = [(1 + \lambda_D \Pi_{\mathbf{Q},\omega})^{-1} \omega^2/v^2 - \mathbf{Q}^2]. \quad (22)$$

The main difference between the present Green's function and the one used by Jack *et al* and Balents and Radzihovsky is that this decay is affected by the phonon-electron interaction (Figure 2b) while the process considered by them is not (Figure 2a). This will give a broadened peak on the current centered at $eV = vQ$. Physically, this is a consequence of the fact that, once the $q = Q$ spin wave is coupled to the phonons, it is no longer a sharp resonance. Mathematically, we have to inspect $G_{\mathbf{Q},\omega}$ which includes the decay of one zero-momentum pseudospin wave with energy $\hbar\omega$ into a phonon with the same in-plane momentum. The poles of $G_{\mathbf{Q},\omega}$ establish the relation between the momentum Q and the frequency ω and the integral over time in equation (21) gives the restriction for the pseudospin wave energy $\hbar\omega$ to eV . The final expression for the current is then

$$I = -e \left(\frac{\Delta_{\perp} L}{4\pi\hbar\ell_B^2} \right)^2 \frac{\hbar v^2}{2\rho_s} \text{Re} \frac{i(1 + \lambda_D \Pi_{\mathbf{Q},\Omega})}{2\Omega(\Omega - eV/\hbar)}, \quad (23)$$

where Ω is the pole of $G_{\mathbf{Q},\Omega}$ with a positive real part.

A measure of the importance of the electron-phonon coupling is the dimensionless quantity (see Fig. 3):

$$\lambda_D \text{Im}\Pi_{Q,vQ} = \frac{\lambda_D v Q}{s^3} \sin^2 \left(\frac{Qdv}{2s} \right) \exp \left(-\frac{Q^2 w^2 v^2}{2\pi^2 s^2} \right). \quad (24)$$

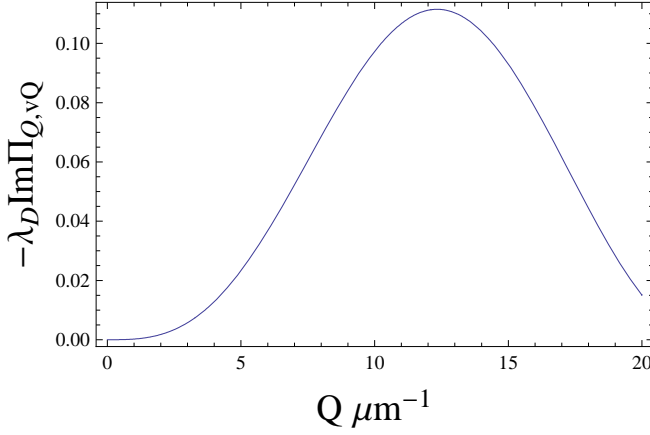


FIG. 3: Dimensionless coupling $\lambda_D \text{Im}\Pi_{Q,vQ}$ as a function of $Q = 2\pi B_{\parallel} d/\phi_0$. ($d=28\text{nm}$, $w=18\text{nm}$, $v/s=10$, $S=1$.)

This is formally small in the large- S limit. Indeed, we can check that, even if we set S to unity, $\lambda_D \Pi_{Q,vQ}$ remains small. Neglecting the geometrical form factors, the coupling strength is given by $\lambda_D vQ/s^3 \sim 10^{-1}$ for Q between 10 and $20 \mu\text{m}^{-1}$ (as probed in the experiments¹¹). The geometrical form factors reduce this further. From Fig. 3, We see that the coupling is most appreciable for wavevectors Q in the experimental range¹¹ of 10 to $20 \mu\text{m}^{-1}$ (with $d=28\text{nm}$ and $w=18\text{nm}$). This corresponds to $Qdv/2s \sim \pi/2$. On the other hand, the coupling can also vanish when $Qdv/2s$ is an integer multiple of π . At these wavevectors, the electron and ion density oscillations are symmetric in the two layers and so are not excited by a tunnelling event which causes charge imbalance across the layers.

The weak electron-phonon coupling means that we can expect the pole of the Green's function to be close to the original pseudospin wave energy: $\Omega \simeq vQ$. We can approximate $\Pi_{Q,\Omega}$ by $\Pi_{Q,vQ}$ and

$$\Omega \simeq vQ (1 + \lambda_D \Pi_{Q,vQ}/2). \quad (25)$$

This corresponds to a spin wave decay rate of $\Gamma_Q = \lambda_D vQ/|\text{Im}\Pi_{Q,vQ}|/2$. These results give us predictions for the height and width of the feature in the tunnelling current that disperses with the in-plane field $B_{\parallel} \propto Q$ as reported by Spielman *et al*¹¹. From equation (23), the maximum value of the current occurs at $eV/\hbar = \text{Re}\Omega \simeq vQ$. At $eV/\hbar = vQ$,

$$I_{\text{max}} = -e \left(\frac{\Delta_{\perp} L}{4\pi \ell_B^2} \right)^2 \frac{1}{4\hbar \rho_s Q^2} \frac{1}{\lambda_D \text{Im}\Pi_{Q,vQ}}. \quad (26)$$

The width ΔV of the peak in the current as a function of the bias V is similarly controlled by $\text{Im}\Omega$:

$$e\Delta V/\hbar = vQ \lambda_D |\text{Im}\Pi_{Q,vQ}|/2. \quad (27)$$

First of all, the area under the peak in the IV curve can be approximated by $I_{\text{max}} \Delta V$. This is proportional to

$1/Q$ so that this peak weakens as we increase the in-plane field. However, the evolution of the shape of the IV curve is a non-monotonic function of Q (see Fig. 4). The peak is sharp when electron-phonon coupling is weak, *i.e.* away from $Q \sim 10 \mu\text{m}^{-1}$. The peak is broad in the experimental regime because of the appreciable electron-phonon coupling as we noted above. Our results are quali-

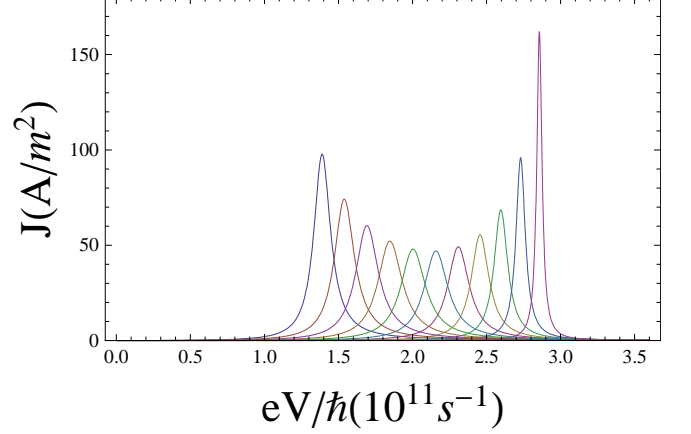


FIG. 4: Tunnelling current as a function of the voltage eV/\hbar for different values of $Q = 2\pi B_{\parallel} d/\phi_0$ (taken every $1 \mu\text{m}^{-1}$). From left to right, the first curve corresponds to $Q = 10 \mu\text{m}^{-1}$, and the last curve corresponds to $Q = 20 \mu\text{m}^{-1}$. We use $D_{\text{ef}} = 9\text{eV}$.

tatively consistent with the dispersive feature in the IV characteristic observed by Spielman *et al*¹¹. This feature has been identified as due to the excitation of coherent excitations of the interlayer-coherent phase because its position moves linearly with the in-plane magnetic field. The width of the feature appears to have non-monotonic dependence on the in-plane field. It would be interesting to explore this dependence for a larger range of wavevectors in order to elucidate relaxation mechanisms in the

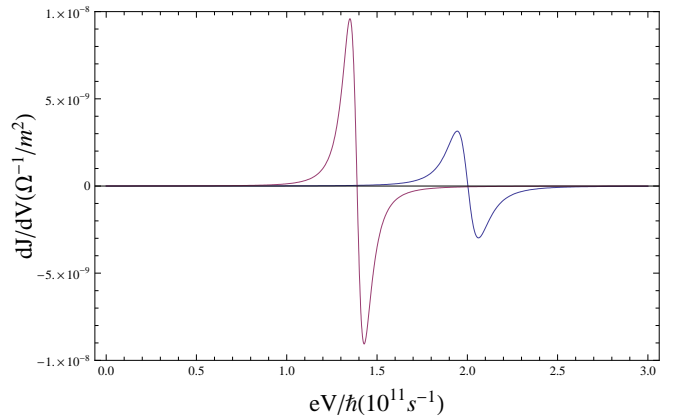


FIG. 5: Tunnelling density conductance dJ/dV as a function of the voltage eV/\hbar for $Q = 10 \mu\text{m}^{-1}$ and $Q = 14 \mu\text{m}^{-1}$.

system.

We note that our theoretical results differ in absolute magnitude from the experiments. Our current values are nearly an order of magnitude higher than the experimental values¹¹. This may be due to a strongly renormalised tunnelling amplitude at low energies due to fluctuations. We also predict sharper peaks than seen in experiments. The broadest peak we obtained (which does correspond to the range of in-plane fields studied experimentally), the theory gives a width ΔV of the order of 10% of the position of the peak $V = \hbar v Q / e$. See Figure 5 for a direct comparison with the differential conductance. The discrepancy may be due to other relaxation processes which contribute additively to the broadening of the peak. (We will discuss the contribution from elastic scattering in the next section.) It could also be caused by a suppression of tunnelling due to thermal⁴ and quantum⁶ phase fluctuations.

In summary, we have found that electron-phonon scattering may have a measurable contribution on the broadening of the coherent feature in the tunnelling IV characteristic in the quantum Hall bilayer. In our theory, this broadening arises from the finite lifetime of the collective density excitation of the bilayer at wavevector Q due to the decay of electron density oscillations into lattice vibrations with the same in-plane wavevector. The effect is in fact strongest in the range of in-plane magnetic fields studied experimentally, giving a width ΔV of the order of 10% of the position of the peak $V = \hbar v Q / e$.

IV. EFFECT OF DISORDER

We now consider the effect of disorder on the tunnelling current. Charge inhomogeneity can be present in the system in the case of strong disorder from the random distribution of dopants. This will nucleate textures in the pseudospins (merons), producing a ground state with random vorticity in the phase of counterflow superfluid. This has been investigated by Eastham, Cooper and Lee²³ who found suppressed tunnelling in the sense that the length scale for counterflow current to leak across the bilayer by tunnelling becomes enhanced by at least an order of magnitude.

In this paper, we will focus on a system of weak disorder where the ground state of the system is free of vortices. This applies to relatively clean samples which have small charge variations even on the length scale of a few magnetic lengths. We will consider in particular spatial variations in the tunnelling amplitude across the bilayer as a consequence of not having perfectly flat layers. In the pseudospin model, inhomogeneous tunnelling corresponds to inhomogeneous Zeeman coupling to the in-plane component of the pseudospin so that the Hamiltonian is:

$$H_\sigma = H_0 - \Delta_\perp \sum_i [(1 + \sigma_i) e^{iQx_i} S_i^+ + \text{h.c.}] \quad (28)$$

where σ_i represents the fractional fluctuation around the mean tunnelling matrix element Δ_\perp . We will model the on-site fluctuation in σ_i as Gaussian distribution with zero mean and variance σ^2 . We will consider disorder which is short-ranged on the scale of the magnetic length. We can perform a perturbation theory around the zero-tunnelling ground state. After averaging over disorder, the lowest order in perturbation theory ($\sim \Delta_\perp^2$) would give a dc tunnelling current:

$$I = -Se \left(\frac{\Delta_\perp L}{2\hbar l_B^2} \right)^2 \text{Re} \int d^2 R \int_0^\infty d\tau C(\mathbf{R}) \times (1 + \overline{\sigma \mathbf{R} \sigma_0}) e^{-i(\mathbf{Q} \cdot \mathbf{R} + eV\tau/\hbar)} \quad (29)$$

This is clearly not a physical result since this expression still contains the current I_0 for the uniform system (see equation (10)) which give a delta-function response at $eV/\hbar = vQ$. Therefore, we need to consider further corrections due to the disordered tunnelling strength. As we have learnt from the previous section, the scattering of the pseudospin wave at wavevector Q is important to consider. In the previous section, we considered scattering due to electron-phonon interactions. Here, we need to consider scattering by the disorder. This process involves terms of the form $\gamma_{\mathbf{q}, \mathbf{Q}} \alpha_{\mathbf{q}}^\dagger \alpha_{\mathbf{Q}}$ in the expansion of the Hamiltonian (28) in orders of S . The matrix elements are of order S^0 and have the form:

$$\gamma_{\mathbf{q}, \mathbf{Q}} = -2\Delta_\perp \sigma_{\mathbf{q}}(u_{\mathbf{q}} + v_{\mathbf{q}})(u_{\mathbf{Q}} + v_{\mathbf{Q}}) \quad (30)$$

The decay rate of a pseudospin wave at Q can be calculated from Fermi's Golden rule as $(2\pi/\hbar) \sum_{\mathbf{q}} |\gamma_{\mathbf{q}, \mathbf{Q}}|^2 \delta(\epsilon_{\mathbf{q}} - \epsilon_{\mathbf{Q}})$. We see that we require $|\mathbf{q}| = Q$ since these collisions are elastic. We can approximate $4(u_{\mathbf{q}} + v_{\mathbf{q}})^2(u_{\mathbf{q}} + v_{\mathbf{q}})^2$ by $(DS/\hbar v q)(DS/\hbar v Q)$. Averaging over disorder, we obtain a decay rate of:

$$\Gamma_Q \simeq \frac{\Delta_\perp^2 \sigma^2}{v^2 \hbar^3} \frac{(DS l_B)^2}{\hbar v Q} = \frac{\Delta_\perp^2 \sigma^2}{\hbar \rho_s Q l_B} \left(\frac{DS}{\rho_s} \right)^{1/2}, \quad (31)$$

for spatially uncorrelated disorder: $\overline{\sigma_i \sigma_j} = \sigma^2 \delta_{ij}$.

Analogous to our previous treatment for electron-phonon coupling with a finite decay rate for the spin waves (25), this scattering rate due to disorder gives a peak for the IV curve of width $\Delta V = \hbar \Gamma_Q / e$ and height:

$$I_{\text{max}} = \left(\frac{\Delta_\perp L}{4\pi \ell_B^2} \right)^2 \frac{ev}{8\hbar \rho_s Q} \frac{1}{\Gamma_Q} = \frac{L^2}{\ell_B^2} \frac{ev}{128\sigma^2 \ell_B} \left(\frac{\rho_s}{DS} \right)^{1/2}. \quad (32)$$

This gives a field-independent peak current but a peak width that decreases with increasing Q .

For disorder with a correlation length of ζ with the correlation function $\overline{\sigma_i \sigma_j} = \sigma^2 \exp[-|\mathbf{r}_i - \mathbf{r}_j|/\zeta]$, we obtain:

$$\Gamma_Q = \frac{\Delta_\perp^2 \sigma^2}{\hbar \rho_s Q \ell_B} \left(\frac{DS}{\rho_s} \right)^{1/2} \frac{\zeta^2 / \ell_B^2}{(1 + Q^2 \zeta^2)^{3/2}}. \quad (33)$$

As a function of the in-plane field, the peak width ΔV decreases and the peak current increases as we increase

the in-plane field. This is observable if the in-plane field is large enough that $Q\zeta$ becomes large compared to unity.

We can compare the width ΔV with the position $V = \hbar v Q/e$ of this resonant feature. For uncorrelated disorder,

$$\frac{\Delta V}{V} = \left(\frac{\sigma \Delta_{\perp}}{\rho_s Q \ell_B} \right)^2 \quad (34)$$

In the experimental range, $Q\ell_B \sim 0.1$, $\Delta_{\perp}/\rho_s \sim 10^{-3}$ and we expect $\sigma < 1$ for the validity of the perturbation theory. We see that this broadening is very weak. Consequently, the peak current is apparently very large as can be seen in our expression for the peak current (which is independent of Δ_{\perp}). Therefore, we conclude that spatial fluctuations in the tunnelling amplitude does not give rise to a strong broadening of the resonant IV peak. Conversely, our results indicate that, since $\Gamma_{\mathbf{Q}} \sim 1/Q$, the broadening effect of this source of disorder is only observable at much smaller values of the in-plane field.

V. SUMMARY

We have studied in this paper extrinsic sources of scattering for the collective excitations ('spin waves') of the counterflow superfluid, with the aim of understanding the broadened peak that disperses with in-plane field B_{\parallel} in tunnelling experiments. The IV peak then reflects the spectral weight of the spin waves at the wavevector $Q = 2\pi B_{\parallel} d/\phi_0$.

We have concentrated on disorder and electron-phonon interaction as sources of spin wave decay and hence a broadening of the IV feature. Interestingly, we found that the broadening is non-monotonic and is strongest in the experimental range of in-plane fields ($Q \sim 10 \mu\text{m}^{-1}$) because the acoustic phonons emitted after the tunnelling event involve vibrations commensurate with the spacing between the two quantum wells. It will be interesting to investigate the linewidths more systematically to see if this monotonic evolution of the lineshape can be observed in experiments.

Disorder also provides broadening. We have considered fluctuations in the tunnelling amplitude across the bilayer. Our theory suggests that this provides only very weak broadening. Stronger disorder would nucleate charged quasiparticles in the system and is beyond the scope of this paper. This is discussed recently by Eastham *et al*²³.

However, the linewidths predicted are still nearly a factor of ten smaller than the experimental results. As mentioned above, this may be due to phase disorder due to thermal or quantum fluctuations. It will be very useful to have experimental measurements for a wider range of the magnetic fields and at lower temperatures to investigate whether electron-phonon or weak disorder are important in determining the lineshapes in this system.

Acknowledgments

We gratefully acknowledge the financial support of EPSRC grant EPSRC-GB EP/C546814/01.

-
- ¹ S.M. Girvin, A.H. MacDonald and J.P. Eisenstein, in *Perspectives in Quantum Hall Effects*, ed. S. Das Sarma and A. Pinczuk (Wiley, New York, 1997).
 - ² K. Moon, *et al* Phys. Rev. B **51**, 5138 (1995)
 - ³ X.G. Wen and A.Zee, Phys. Rev. B **47** 2265 (1993)
 - ⁴ L. Balents and L. Radzihovsky, Phys. Rev. Lett. **86**, 1825 (2001)
 - ⁵ A. Stern, S.M. Girvin, A.H. MacDonald, and N. Ma, Phys. Rev. Lett. **86**, 1829(2001); M.M. Fogler and F. Wilczek, Phys. Rev. Lett. **86**, 1833 (2001); Y.N. Joglekar and A.H. MacDonald, Phys. Rev. Lett. **87**, 196802 (2001)
 - ⁶ R.L. Jack, D.K.K. Lee and N.R. Cooper Phys. Rev. Lett. **93**, 126803 (2004); Phys. Rev. B **71**, 085310 (2005).
 - ⁷ J.P. Eisenstein, G.S. Boebinger, L.N. Pfeiffer, K.W. West and S. He, Phys. Rev. Lett. **68**, 1383 (1992); J.P. Eisenstein, L.N. Pfeiffer, and K.W. West, Phys. Rev. Lett. **69**, 3804 (1992)
 - ⁸ S.Q. Murphy, J.P. Eisenstein, G.S. Boebinger, L.N. Pfeiffer, and K.W. West, Phys. Rev. Lett. **72**, 728 (1994)
 - ⁹ M. Kellogg, J.P. Eisenstein, L.N. Pfeiffer, and K.W. West, Phys. Rev. Lett. **90**, 246801 (2003)
 - ¹⁰ I.B. Spielman, J.P. Eisenstein, L.N. Pfeiffer, and K.W. West, Phys. Rev. Lett. **84**, 5808 (2000)
 - ¹¹ I.B. Spielman, J.P. Eisenstein, L.N. Pfeiffer, and K.W. West, Phys. Rev. Lett. **87**, 036803 (2001)
 - ¹² H.A. Fertig, Phys. Rev. B. **40**, 1087 (1989)
 - ¹³ E. Tutuc, M. Shayegan and D.A. Huse, Phys. Rev. Lett. **93**, 036802 (2004)
 - ¹⁴ L. Tiemann, W. Dietsche, M. Hauser, and K. von Klitzing, New J. Phys. **10** 045018 (2008); L. Tiemann, Y. Yoon, W. Dietsche, K. von Klitzing, and W. Wegscheider, Phys. Rev. B **80**, 165120 (2009).
 - ¹⁵ L. Tiemann, J.G.S. Lok, W. Dietsche, K. von Klitzing, K. Muraki, D. Schuh, and W. Wegscheider, Phys. Rev. B **77** 033306 (2008);
 - ¹⁶ S.M. Girvin, cond-mat/9907002
 - ¹⁷ Kun Yang, K. Moon, L. Zheng, A.H. MacDonald, S.M. Girvin, D. Yoshioka, and S.C. Zhang, Phys. Rev. Lett. **72**, 732 (1994)
 - ¹⁸ Robert L. Jack, Doctoral Thesis. (2003)
 - ¹⁹ P. Bak, Rep. Prog. Phys. **45** 587 (1982).
 - ²⁰ C.B. Hanna, A.H. MacDonald and S.M. Girvin, Phys. Rev. B **63**, 125305 (2001)
 - ²¹ G.D. Mahan, *Many-Particle Physics* (Plenum, New York, 1990)
 - ²² Y. Yu and M. Cardona, *Fundamentals of Semiconductors: Physics and Material Properties* (Springer 2001)
 - ²³ P.R. Eastham, N.R. Cooper and D.K.K. Lee, Phys. Rev. B **80**, 045302 (2009)