

## Casimir stress in and force on a metal slab in a planar cavity

M. S. Tomaš

*Rudjer Bošković Institute,  
P. O. Box 180, 10002 Zagreb, Croatia*

Z. Lenac

*Department of Physics, University of Rijeka,  
51000 Rijeka, Croatia*

Emphasizing first the utility of the generalized Fresnel coefficients in the theory of the Casimir effect in planar cavities, we complement our previous discussion of the ordinary Casimir force on and the Casimir stress in a metal (plasma) slab in a planar cavity. We demonstrate strong dependence of the Casimir stress in a thin slab on properties of the bounding medium in the symmetric Lifshitz configuration. Contrary to this, the stress in a thick slab gradually becomes insensitive on external boundary conditions. We also consider the position dependence of the Casimir force on and stress in a thin metal slab in a planar cavity. Whereas the force per unit area on the slab strongly increases when it approaches a mirror the stress in the slab decreases and eventually changes the sign. Generally, the stress decreases with the cavity width and decreasing reflectivity of the mirrors.

*Keywords:* Casimir stress, metal slab, plasma model, planar cavity.

### 1. Introduction

In addition to the ordinary Casimir forces<sup>1</sup> acting between the layers of a multilayered system, vacuum fluctuations of the electromagnetic field cause a stress in each layer. This (often disregarded) effect is important when considering mechanical stability of thin layers and components<sup>2</sup> and is therefore, besides being of fundamental interest,<sup>3</sup> relevant in micro- and nano-technology. In our previous work<sup>4</sup> (referred to as I), we have considered the stress (referred in that work as pressure) and its modal structure in a metal (plasma) slab in the center of an ideal planar cavity and demonstrated their strong dependence on the cavity width. Upon emphasizing the utility of the concept of the generalized Fresnel coefficients<sup>5</sup> (in conjunction with their recurrence relations<sup>6</sup>) in the theory of the Casimir effect in planar

cavities,<sup>7</sup> in this work we discuss the dependence of the vacuum-field stress in a metal (plasma) layer in the symmetric Lifshitz<sup>8</sup> configuration on the properties of the bounding medium. To emphasize the difference between the standard Casimir force per unit area and the Casimir stress, we also consider the position dependence of these quantities for a metal slab in a planar cavity.

## 2. Theory

Consider a dielectric slab inserted in a planar cavity, as depicted in Fig. 1. The vacuum-field forces (per unit area) acting on the slab consist of

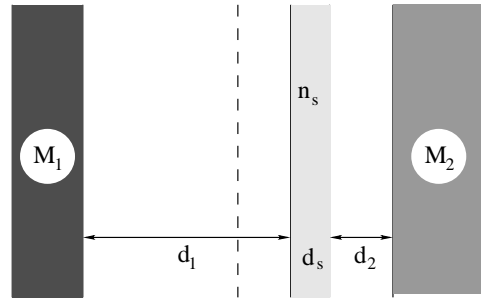


Fig. 1. A dielectric slab in an empty ( $n_1 = n_2 = 1$ ) planar cavity schematically.

the stress  $F_s$  in the slab and the net slab-mirror interaction force per unit area  $F = F_2 - F_1$ ,<sup>2</sup> where according to the theory of the Casimir force in multilayers<sup>7</sup>

$$F_j = T_{zz}^{(j)} = \frac{\hbar}{2\pi^2} \int_0^\infty d\xi \int_0^\infty dk k \kappa_j \sum_{\text{TM,TE}} \frac{r_{j-} r_{j+} e^{-2\kappa_j d_j}}{1 - r_{j-} r_{j+} e^{-2\kappa_j d_j}}. \quad (1)$$

Here  $\kappa_j(i\xi, k) = \sqrt{\varepsilon_j(i\xi)\xi^2/c^2 + k^2}$  is the perpendicular wave vector at the imaginary frequency in the  $j$ th layer and  $r_{j\pm}(i\xi, k)$  are the reflection coefficients of the right and left stack of layers bounding the layer.  $F$  can be conveniently expressed in terms of the Fresnel coefficients  $r \equiv r_{1/2} = r_{2/1}$  and  $t \equiv t_{1/2} = t_{2/1}$  of the *whole* slab using the recurrence relation<sup>6,7</sup>

$$r_{1+(2-)}(i\xi, k) = r + \frac{t^2 R_{2(1)} e^{-2\kappa d_{2(1)}}}{1 - r R_{2(1)} e^{-2\kappa d_{2(1)}}}, \quad (2)$$

where  $\kappa(i\xi, k) \equiv \kappa_1 = \kappa_2 = \sqrt{\xi^2/c^2 + k^2}$  and  $R_{1(2)}(i\xi, k)$  are reflection coefficients of the mirrors, and noting that  $r_{1-(2+)} = R_{1(2)}$ . We find<sup>7</sup>

$$F = \frac{\hbar}{2\pi^2} \int_0^\infty d\xi \int_0^\infty dk k \kappa \sum_{\text{TM,TE}} r \frac{R_2 e^{-2\kappa d_2} - R_1 e^{-2\kappa d_1}}{N},$$

$$N = 1 - r(R_1 e^{-2\kappa d_1} + R_2 e^{-2\kappa d_2}) + (t^2 - r^2) R_1 R_2 e^{-2\kappa(d_1+d_2)}, \quad (3)$$

which agrees with the result obtained through a conventional way.<sup>9</sup>

Following Benassi and Calandra,<sup>2</sup> we ignore the electrostriction and magnetostriction forces in the slab. The stress in the slab is then determined solely by the Minkowski stress tensor<sup>10</sup> and is therefore given by Eq. (1), with the reflection coefficients for the waves reflected within the slab

$$r_{s-(+)}(i\xi, k) = \frac{-\rho + R_{1(2)} e^{-2\kappa d_{1(2)}}}{1 - \rho R_{1(2)} e^{-2\kappa d_{1(2)}}}, \quad (4)$$

where  $\rho(i\xi, k)$  is the reflection coefficient of the vacuum-slab interface.

### 3. Discussion

We first consider the stress in a metal layer sandwiched ( $d_1 = d_2 = 0$  in Eq. (4)) between two identical (metal) mirrors corresponding to the symmetric Lifshitz configuration. Instead of a sophisticated model,<sup>11,12</sup> we adopt here the plasma model for the layer and the Drude model for mirrors

$$\varepsilon_s(i\xi) = 1 + \frac{\omega_P^2}{\xi^2}, \quad \varepsilon_m(i\xi) = 1 + \frac{\Omega_P^2}{\xi^2 + \Gamma^2}, \quad (5)$$

where  $\omega_P$  and  $\Omega_P$  are the corresponding plasma frequencies and  $\Gamma$  is the damping parameter of the mirrors (in this work we use  $\Gamma = 10^{-3}\Omega_P$ ). The thickness dependence of the stress is presented on the left side of Fig. 2 for several values of the (contrast) ratio  $\Omega_P/\omega_P$ . The uppermost curve practically coincides with the result obtained assuming perfect ( $\Omega_P = \infty$ ) mirrors. In that case the stress in the layer can be calculated exactly and is, in the thin layer ( $k_P d_s \ll 1$ ) limit, given by the Casimir force per unit area  $F_C$ ,<sup>4</sup> which we used to scale the stress in the figure. As seen, with decreasing reflectivity of the mirrors the stress strongly drops and acquires in this range of the layer thicknesses its nonretarded (nr) value  $\sim d_s^{-3}$ . Ultimately, when  $\Omega_P = 0$ , we obtain the stress in a free-standing metal slab  $F_s^{\text{nr}} = 0.19 k_P d_s F_C$ .<sup>3,4</sup> Plotted on the right side of Fig. 2 is the stress in absolute units in a gold ( $\omega_P = 9 \text{ eV}^{13}$ ) slab for two extreme cases of the mirrors. Thus, the stress in an Au slab sandwiched between a couple of realistic mirrors lies in between these two curves.

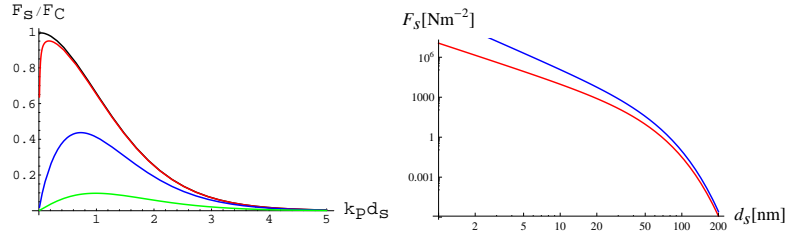


Fig. 2. Left: Thickness dependence of the stress in a metal (plasma) layer. From top to bottom, the curves correspond to  $\Omega_P/\omega_P = 10^5, 10^3, 10$  and 1, respectively.  $k_P = \omega_P/c$  and  $F_C = \pi^2 \hbar c / 240 d_s^4$ . Right: Stress in a gold layer between perfect ( $\Omega_P = \infty$ ) mirrors (upper curve) and in a free-standing ( $\Omega_P = 0$ ) gold layer (lower curve) in absolute units.

As noted already by Dzyaloshinski *et al.*,<sup>14</sup> the stress in a thick metal (plasma) layer exponentially decreases. Figure 2 reveals, however, that for  $k_P d_s \gg 1$  it becomes gradually insensitive to the properties of the mirrors. For a thick enough layer, it is therefore given by the result obtained for perfect mirrors<sup>4</sup>  $F_s = (\hbar c k_P^4 / 4 \sqrt{(\pi k_P d_s)^3}) \exp(-2k_P d_s)$ . Since the large  $d_s$  behaviour of the stress is determined by small  $\xi$  values of  $F_s(\xi, k)$ , we note that the same conclusion applies to layers described by a dielectric function of the form  $\tilde{\epsilon}(i\xi) + \omega_P^2/\xi^2$ , where  $\tilde{\epsilon}(i\xi)$  behaves regularly at the origin. This implies that addition of a salt into the liquid between the plates, as in recent experiments on screened Casimir force,<sup>15</sup> will cause exponential decay of the force at large liquid layer thicknesses since salt brings a plasma-like component to the dielectric function of the solution.

We end this discussion by briefly considering the stress in a metal slab in a planar cavity. According to Eq. (4), removing the mirrors from the slab ( $d_1 = d_2 \neq 0$  in Eq. (4)) decreases its internal reflectivity. Accordingly, with increasing slab-mirror distance, the stress in the slab behaves similarly as in Fig. 2 with decreasing reflectivity of the mirrors (cf. with Fig. 4 of I). The position dependence of the stress in a thin slab is illustrated in Fig. 3. As seen on left side of this figure, the stress is largest in the center of the cavity (where the force vanishes) and decreases with the cavity width until it saturates to  $F_s^{\text{nr}}$  (this practically occurs already at  $L = 10d_s$ ). Near a mirror the stress changes sign since  $1 < \epsilon_s(i\xi) < \epsilon_m(i\xi)$  is fulfilled.<sup>14</sup> On the right side of Fig. 3, we compare the stress in and the force per unit area (scaled by a factor of  $10^{-4}$ ) on the slab in the  $L = 3d_s$  cavity. As discussed by Benassi and Calandra,<sup>2</sup> these quantities become approximately of the same order when the slab-mirror distance is comparable with the slab thickness whereas at smaller slab-mirror distances the Casimir force dominates.

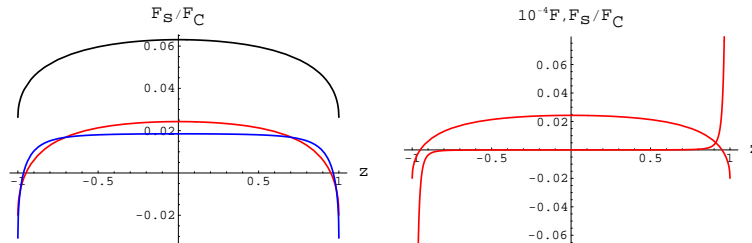


Fig. 3. Left: Position dependence of the stress in a  $k_p d_s = 0.1$  thick metal slab in a cavity formed by mirrors with  $\Omega_P = 10^3 \omega_P$ . From top to bottom, the curves correspond to the cavity width  $L = 2d_s, 3d_s$  and  $10d_s$ , respectively. Right: Stress in vs net force per unit area on the slab in the  $L = 3d_s$  cavity. Parameter  $z$  is defined with  $d_{1(2)} = \frac{L-d_s}{2}(1 \pm z)$ .

To summarize, in this work we have demonstrated strong thickness and medium dependence of the Casimir stress in a metal layer in the Lifshitz configuration as well as strong dependence of the Casimir stress in and force on a thin metal slab in a planar cavity on its position and cavity properties.

### Acknowledgements

This work was supported by the Ministry of Science, Education and Sport of the Republic of Croatia under contract No. 098-1191458-2870.

### References

1. H. B. G. Casimir, *Proc. Kon. Ned. Akad. Wet.* **51**, 793 (1948).
2. A. Benassi and C. Calandra, *J. Phys. A: Math. Theor.* **40**, 13453 (2007).
3. Y. Imry *Phys. Rev. Lett.* **95**, 080404 (2005).
4. M. S. Tomaš and Z. Lenac, *J. Phys: Conf. Ser.* **161**, 012017 (2009).
5. O. H. Crawford, *J. Chem. Phys.* **89**, 6017 (1988).
6. M. S. Tomaš, *Phys. Rev. A* **51**, 2545 (1995).
7. M. S. Tomaš, *Phys. Rev. A* **66**, 052103 (2002).
8. E. M. Lifshitz, *Sov. Phys. JETP* **2**, 73 (1956).
9. S. A. Ellingsen and I. Brevik, *J. Phys. A: Math. Theor.* **40**, 3643 (2007).
10. L. D. Landau, E. M. Lifshitz and L. P. Pitaevskii, *Electrodynamics of Continuous Media* (Pergamon, Oxford, 1984).
11. A. Benassi and C. Calandra, *Europhys. Lett.* **82**, 61002 (2008).
12. R. Esquivel-Sirvent, *Phys. Rev. A* **77**, 042107 (2008).
13. M. Bordag, U. Mohiden and V. M. Mostepanenko, *Phys. Rep.* **353**, 1 (2001).
14. I. E. Dzyaloshinskii, E. M. Lifshitz and L. P. Pitaevskii, *Adv. Phys.* **10** 165 (1961).
15. J. N. Munday, F. Capasso, V. A. Parsegian and S. M. Bezrukov, *Phys. Rev. A* **78**, 032109 (2008).