

B spectroscopy with NRQCD and HISQ

Eric B. Gregory^{*†}

University of Glasgow

E-mail: egregory@ucy.ac.cy

Christine.T.H. Davies

University of Glasgow

Eduardo Follana

Universidad de Zaragoza

Elvira Gámiz

University of Illinois

Iain Kendall

University of Glasgow

G. Peter Lepage

Cornell University

Heechang Na

The Ohio State University

Junko Shigemitsu

The Ohio State University

Kit Y. Wong

University of Glasgow

Using NRQCD b quarks and HISQ light, strange and charm quarks we have calculated B meson masses and B^*-B splittings. We quote results for a range of lattice spacings and sea quark masses, enabling controlled extrapolation to the physical point. Since the b quark masses and lattice spacing are fixed from the Υ and other meson masses, this allows accurate, parameter-free tests of B , B_s , and B_c masses against experiment. We can also predict the mass of the B_c^* meson.

The XXVII International Symposium on Lattice Field Theory - LAT2009

July 26-31 2009

Peking University, Beijing, China

^{*}Speaker.

[†]Current address: Department of Physics, University of Cyprus, P.O. Box 20357, 1678 Nicosia, CYPRUS

Set	β	r_1/a	$au_0m_{0l}^{asq}$	$au_0m_{0s}^{asq}$	L/a	T/a	$N_{conf} \times N_t$
1	6.572	2.152(5)	0.0097	0.0484	16	48	624×2
2	6.586	2.138(4)	0.0194	0.0484	16	48	628×2
3	6.760	2.647(3)	0.005	0.05	24	64	507×2
4	6.760	2.618(3)	0.01	0.05	20	64	589×2
5	7.090	3.699(3)	0.0062	0.031	28	96	530×4

Table 1: Ensembles (sets) of MILC configurations used with gauge coupling β , size $L^3 \times T$ and sea masses (\times tadpole parameter, u_0) m_{0l}^{asq} and m_{0s}^{asq} . Column 3 is the lattice spacing values in units of r_1 after ‘smoothing’ [4]. Column 8 gives the number of configurations and time sources per configuration that we used for calculating correlators. On set 5 only half the number were used for light quarks.

1. Introduction

The B meson sector is a compelling target for lattice calculations for a variety of reasons. There are a variety of so-called “gold-plated” states — those states which are narrow and hadronically stable, as well as being experimentally accessible. In calculating these properties of states on the lattice there are no free parameters; m_π , m_K , m_{η_c} and m_Υ calibrate the masses of the light, strange, charm and bottom quarks respectively, and Υ splittings and other meson masses calibrate the lattice spacing[1, 2, 3].

Precision B meson spectroscopy is a key ingredient in precision calculation of decay constants and form factors, ingredients in CKM matrix element determination and testing of the standard model.

2. Simulation Methods

We use five different ensembles of gauge configurations with $2+1$ flavors of dynamical ASQTAD sea quarks, generated by the MILC collaboration. The ensembles, listed in Table 1, represent three lattice spacings, labeled very-coarse, coarse, and fine.

On each configuration we generate and store random-wall HISQ propagators for several source time slices for light, strange and charm quarks:

$$g^{\text{HISQ}}(\mathbf{x}, t_0) = M_{x,x'}^{-1} \eta(t_0)_{x'}, \quad (2.1)$$

where $\eta(t_0)_{x'}$ is a three-component complex unit vector of random numbers at each site of the source timeslice, t_0 and zero elsewhere.

The HISQ action uses an additional application of the fattening step of the ASQTAD formulation, reducing discretization errors to the extent that it is possible to simulate relativistic charm quarks on configurations of modest lattice spacing.

Bottom quarks are too massive to simulate relativistically on these lattices. However within bound states, the b quark is generally slow enough ($v_b/c \sim 0.01$ in B_c) to treat non-relativistically. The use of the NRQCD action for b quarks is a well-developed procedure. [5, 6, 7]

We evolve the NRQCD propagator recursively:

$$G_i(x, t+1) = \left(1 - \frac{\delta H}{2}\right) \left(1 - \frac{H_0}{2n}\right)^n U_i^\dagger(x) \left(1 - \frac{H_0}{2n}\right)^n \left(1 - \frac{\delta H}{2}\right) G_i(x, t), \quad (2.2)$$

with

$$\begin{aligned} \delta H = & -c_1 \frac{(\Delta^{(2)})^2}{8(M^0)^3} + c_2 \frac{ig}{8(M^0)^3} (\tilde{\Delta} \cdot \tilde{E} - \tilde{E} \cdot \tilde{\Delta}) - c_3 \frac{ig}{8(M^0)^3} \boldsymbol{\sigma} \cdot (\tilde{\Delta} \times \tilde{E} - \tilde{E} \times \tilde{\Delta}) \\ & - c_4 \frac{g}{2M^0} \boldsymbol{\sigma} \cdot \tilde{\mathbf{B}} + c_5 \frac{a^2 \Delta^{(4)}}{24M^0} - c_6 \frac{a(\Delta^{(2)})^2}{16n(M^0)^2}. \end{aligned} \quad (2.3)$$

The tilde expressions $\tilde{\mathbf{E}}$ and $\tilde{\mathbf{B}}$ are improved versions of the naive lattice chromo-electric and chromo-magnetic fields, \mathbf{E} and \mathbf{B} . We use the tree-level values of $c_i = 1$ for the constants.

To double statistics, we evolve the NRQCD propagator both forward and backward across the lattice from the source timeslice.

As we have used a random-wall source for the HISQ propagators, it is critical that we initialize the NRQCD b propagators with the *same* random-wall function $\eta(t_0)_{x'}$ as we used for the HISQ propagators. This is slightly non-trivial in that the HISQ staggered fermions, and the random wall vector $\eta(t_0)_{x'}$, have one Dirac component per site, while the NRQCD b quarks have two upper and/or two lower Dirac components. The trick is to undo the staggering transformation by multiplying the noise source $\eta(t_0)_{x'}$ at each site with the four-component staggering operator:

$$\Omega(x) = \gamma_0^{x_0} \gamma_1^{x_1} \gamma_2^{x_2} \gamma_3^{x_3}. \quad (2.4)$$

Furthermore, to isolate the meson ground-state, we smear the b propagator source with a Gaussian smearing function of varying radii r_i . Therefore, on timeslice t_0 we initialize the NRQCD propagator as:

$$G_i^{\text{NRQCD}}(\mathbf{x}, t_0) = \sum_{x'} S(|x - x'|; r_i) \eta_{x'}(t_0) \Omega(x') \Gamma, \quad (2.5)$$

where Γ is an element of the Dirac algebra chosen to project out a desired meson state.

At the sink end we must also multiply $\Omega(x)$ back into the HISQ propagator so that we can get a multi-Dirac-component object to trace with the NRQCD b propagator:

$$G^{\text{HISQ}}(\mathbf{x}, t)_{ab} = g^{\text{HISQ}}(\mathbf{x}, t_0)_x \Omega(\mathbf{x}, t)_{ab} \quad (2.6)$$

Then our B meson correlator matrix is:

$$C_\Gamma(t - t_0)_{ij} = \sum_{\mathbf{x}} G^{\text{HISQ}^\dagger}(\mathbf{x}, t) \Gamma S(|x - x'|; r_j) G_i^{\text{NRQCD}}(\mathbf{x}', t). \quad (2.7)$$

3. Analysis

We extract B meson energies from the matrix of correlators (2.7) using a Bayesian factorizing fit to the form

$$C_\Gamma(t - t_0)_{ij} = \sum_{k=1}^{N_{\text{exp}}} a_{i,k} a_{j,k}^* e^{-E_k(t-t_0)} + \sum_{k'=1}^{N_{\text{exp}}-1} b_{i,k'} b_{j,k'}^* (-1)^{(t-t_0)} e^{-E_{k'}(t-t_0)}, \quad (3.1)$$

where the second term fits the oscillating component inherent in staggered meson correlators.

We look for high-confidence fits stable with respect to varying N_{exp} , and t_{min} of the fit range. Where possible we simultaneously fit all the correlators coming from the same ensemble, to better account for correlated errors.

In practice we fit B (light) and B_s together in all cases except the fine ensemble (set 5). We fit a 3×3 matrix of smeared correlators in all cases except for the B_c fits on the very-coarse ensembles (sets 1 and 2). We always fit the pseudoscalar and vector states simultaneously.

We are interested in the ground-state energies E_0 and the ground-state of the oscillating parity-partner channel E'_0 . A factor of $\gamma_0 \gamma_5$ relates the spin structure Γ of the direct channel with that of the parity partner channel, Γ' . In this way a measured pseudoscalar correlator also contains a scalar meson correlator, and a vector correlator also contains an axial vector correlator at no extra cost.

Because the relativistic relation between energy and mass does not hold for NRQCD b quarks, there is an unknown energy shift between the physical masses we are interested in and the fitted energies. Instead we measure the splitting between the state of interest and a similar state with the same NRQCD quark content.

We convert this splitting to physical units using $r_1 = 0.3133(23)\text{fm}$ [1], giving a 0.7% uncertainty in any measured splitting in our lattice calculation. Hence we can minimize the scale-setting error by choosing comparison states as close as possible to the state of interest. We are perfectly free to construct a fictitious comparison state which is a composite of real states, provided all components have well-known experimental and lattice measurement for calibration.

We consider three methods to determine the B_s and B_c masses:

$$M_{B_{s/c}} = \left(E_{B_{s/c}} - \frac{1}{2} E_{b\bar{b}} \right)_{\text{latt}} + \frac{1}{2} M_{b\bar{b}} \quad (\text{I})$$

$$M_{B_c} = \left(E_{B_c} - \frac{1}{2} (E_{b\bar{b}} + E_{c\bar{c}}) \right)_{\text{latt}} + \frac{1}{2} (M_{b\bar{b}} + M_{c\bar{c}}) \quad (\text{II})$$

$$M_{B_c} = (E_{B_c} - (E_{B_s} + E_{D_s} - E_{\eta_s}))_{\text{latt}} + (M_{B_s} + M_{D_s} - M_{\eta_s}) \quad (\text{III})$$

Here $E_{b\bar{b}}$, for example, refers to the spin-averaged lattice energy of $b\bar{b}$ states. In each equation we must apply the lattice scale a^{-1} (and its uncertainty) to the expression in the $(\)_{\text{latt}}$ only.

Where the subtraction compares states with different electromagnetic charge structures we must estimate the adjustment necessary to account for electromagnetic effects.

4. Results and discussion

4.1 Pseudoscalar states

In practice Method I is the only one applicable to B_s spectroscopy. We extract the lattice energies of the B_s states from each of the ensembles, convert to physical masses via expression I.

After the recent, more precise determination of r_1 [1], it has become apparent that both the s quark mass and the b quark mass were tuned too high. Method I for M_{B_s} is particularly sensitive to the mistuned quarks. We have estimated the effect of the mistuned quark masses by substituting into Method I mesons with different valence masses. We estimate that for the very coarse, coarse

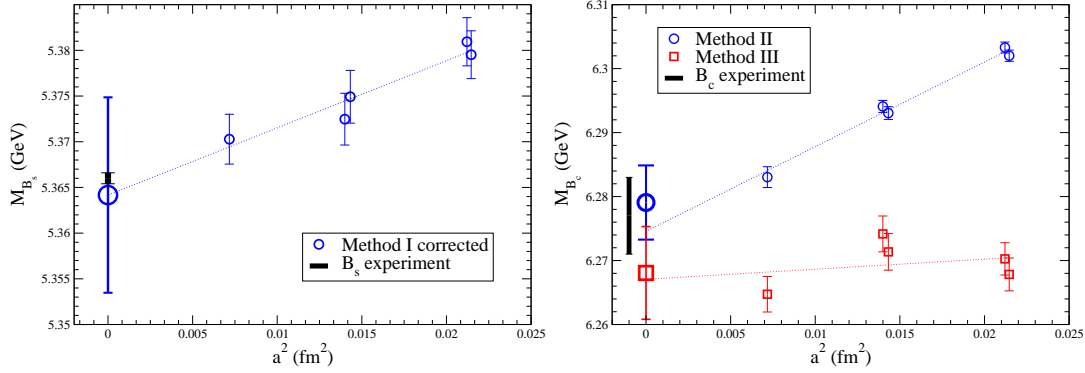


Figure 1: Lattice calculations for M_{B_s} (left) M_{B_c} (right) and with energy shift subtracted and resulting masses extrapolated in a^2 to the physical point. For M_{B_s} we correct the finite- a^2 points for b and s mass mistuning before extrapolation. For M_{B_c} the continuum points are corrected upwards for electromagnetic effects by 4.5MeV and 1MeV for Methods I and II respectively. Error bars on extrapolated points reflect total errors.

and fine ensembles, the too-large strange mass pushes up M_{B_s} by 7.5, 10 and 9MeV, respectively. The b mistunings bias M_{B_s} up by 10.5, 13, and 15MeV on the same ensembles. We correct for these biases in the finite a calculations, and then extrapolate, estimating an additional systematic uncertainty of 10MeV on the extrapolated value, giving:

$$M_{B_s} = 5.341(4)(10)\text{GeV}, \quad (4.1)$$

with the first error being statistical and the second, dominant, error being the quark-tuning systematic error. Figure 1 (left) illustrates the extrapolation.

For B_c pseudoscalars we can use Methods II and III. As II is superior to I and they are not linearly independent we do not also consider I here. We again extrapolate in a^2 to the continuum for each.

We correct for the electromagnetic structure mismatch. Method II compares neutral $b\bar{b}$ and $c\bar{c}$ states with the charged B_c state. We calculate that this mismatch causes an underestimate of M_{B_c} by $\sim 4.5 \pm 2\text{MeV}$. In Method III, comparing similarly charged B_c and D_s introduces an underestimate of $\sim 1 \pm 1\text{MeV}$.

After correcting the electromagnetic contribution we get:

$$M_{B_c}(II) = 6.279(2)(1)(5)(2)\text{GeV} \quad (4.2)$$

$$M_{B_c}(III) = 6.268(4)(6)(1)(1)\text{GeV}, \quad (4.3)$$

where the errors are (statistical)(r_1)(NRQCD)(EM). The agreement between the two independent subtraction methods is a strong test of our control of systematics. Because the $(\)_{\text{latt}}$ term is very small, both are quite insensitive to b and s tuning, and no further subtraction is necessary. Results from both methods are in excellent agreement with the PDG average of 6.277(6) GeV[8]. See Figure 1, right.

The HISQ c quark seems to be the source of the strong discretization effects in Method II, which go as $\alpha_s(v/c)^2(am_c)^2$. The c quark is more relativistic inside the B_c than in a $c\bar{c}$, so these errors do not cancel exactly, but should vanish in the continuum.

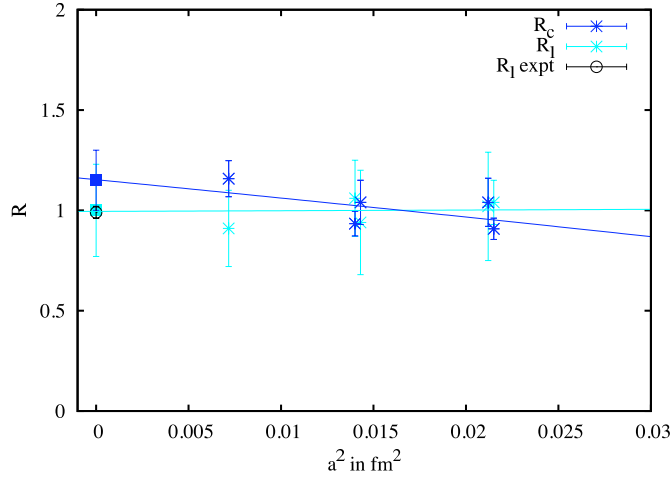


Figure 2: The extrapolation of the ratio R to the continuum for both B_c^* and B^* .

4.2 Vector states

For the B^* states there is an obvious method of correcting for the NRQCD energy shift — compare to the nearby B pseudoscalar states to get the hyperfine splitting. The remaining complication is that since the $\sigma \cdot B$ term in the NRQCD action generates the $B^* - B$ splittings, radiative corrections to this term could generate a multiplicative correction to the splitting. (Recall we have used the tree-level c_4 .) We therefore use the hyperfine splitting of the B_s system as calibration for that of the B_c system and calculate:

$$R_c = \frac{E_{B_c^*} - E_{B_c}}{E_{B_s^*} - E_{B_s}}, \quad (4.4)$$

which will cancel all of the NRQCD energy shifts, multiplicative corrections, and scale-setting error. We extrapolate to $a^2 = 0$, multiply by the PDG average value of $M_{B_s^*} - M_{B_s} = 46.1(1.5)\text{MeV}$ [8], and add the experimental B_c mass, giving us a *prediction* of the B_c^* mass of $M_{B_c^*} = 6.330(7)(2)(6)$ GeV. As a check we also calculate R_l with light quark B and B^* states. A complete discussion of the B_c hyperfine splitting calculation can be found in [9].

4.3 Scalar states

As mentioned in Section 3, the oscillating component of the pseudoscalar correlators gives us the scalar states.

We extract the $E_{0^+} - E_{0^-}$ splittings directly in the simultaneous fits. Converting to physical units we again extrapolate in a^2 to the continuum and find:

$$\Delta M_{B_s}(0^+ - 0^-) = 0.41(2)\text{GeV} \quad (4.5)$$

$$\Delta M_{B_c}(0^+ - 0^-) = 0.44(7)\text{GeV}, \quad (4.6)$$

quoting statistical errors only. As this splitting is generated by the kinetic term, it should acquire no multiplicative renormalization, and most systematics should cancel. The 0^+ B_c state lies about 400MeV below the $B + D$ threshold so it should be a narrow state. It is less clear whether the 0^+ B_s state is below the $B + K$ state, but in any case it should be close enough to the $B + K$ that it should also be a narrow state. See Figure 3, right and left, respectively.

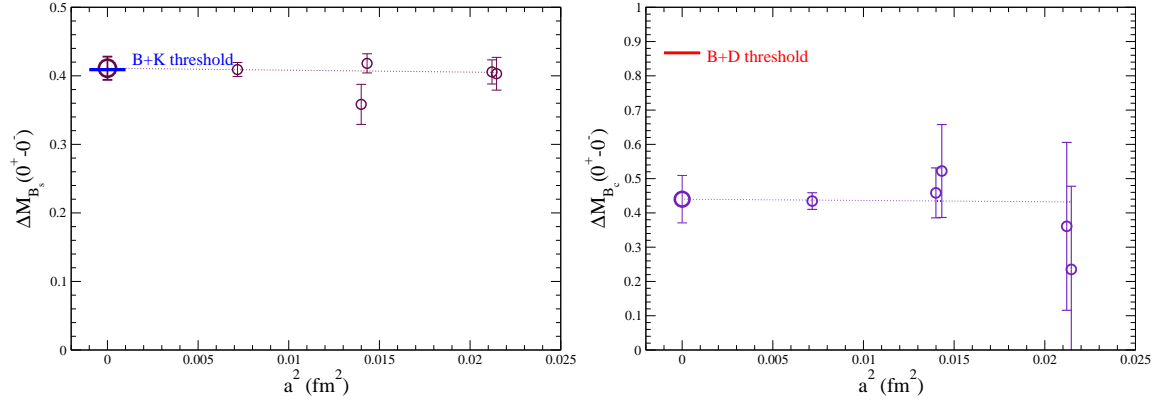


Figure 3: The splitting between the scalar and pseudoscalar states for B_s (left) and B_c (right). Values are extrapolated to the continuum. Shown on each are the relevant hadronic thresholds.

5. Conclusions

We have shown preliminary results of precise lattice calculations of pseudoscalar masses in the B_s and B_c system, and of vector-pseudoscalar and scalar-pseudoscalar splittings. Our calculation of M_{B_s} and M_{B_c} agree within errors with experimental measurements of these states. Some work remains to fully understand the systematic errors and biases related to mistuning of quark masses.

Our calculations of the B_s and B_c scalars and the B_c^* vector constitute *predictions* of the masses of these states before experimental measurement.

The precision and accuracy of these results reaffirms that the combination of HISQ light quarks and NRQCD b quarks is a powerful lattice technique. Further work will complete the exploration of the lowest B_s and B_c states, and then apply these techniques to the calculation of form-factors and decay constants relevant to weak-matrix elements.

References

- [1] C. T. H. Davies, E. Follana, I. D. Kendall, G. P. Lepage and C. McNeile, [arXiv:0910.1229 [hep-lat]].
- [2] E. Follana *et al.* Phys. Rev. D **75**, 054502 (2007) [arXiv:hep-lat/0610092].
- [3] E. Follana, C. T. H. Davies, G. P. Lepage and J. Shigemitsu Phys. Rev. Lett. **100**, 062002 (2008) [arXiv:0706.1726 [hep-lat]].
- [4] A. Bazavov *et al.*, arXiv:0903.3598.
- [5] B. A. Thacker and G. P. Lepage, Phys. Rev. D **43**, 196 (1991).
- [6] G. P. Lepage *et al.*, Phys. Rev. D **46**, 4052 (1992) [arXiv:hep-lat/9205007].
- [7] C. T. H. Davies *et al.*, Phys. Rev. D **50**:6963 (1994) [arXiv:hep-lat/9406017].
- [8] Particle Data Group, <http://pdg.lbl.gov>.
- [9] E. B. Gregory *et al.*, arXiv:0909.4462 [hep-lat].