

FORMATION OF LATE-TYPE SPIRAL GALAXIES: GAS RETURN FROM STELLAR POPULATIONS REGULATES DISK DESTRUCTION AND BULGE GROWTH

MARIE MARTIG AND FRÉDÉRIC BOURNAUD
 CEA-Saclay, IRFU, SAp, 91191 Gif-sur-Yvette, France.
Draft version December 10, 2022

ABSTRACT

Spiral galaxies have most of their stellar mass in a large rotating disk, and only a modest fraction in a central spheroidal bulge. This poses a major challenge for cosmological models of galaxy formation. Galaxies form at the centre of dark matter halos through a combination of hierarchical merging and gas accretion along cold streams, and should rapidly grow their bulge through mergers and instabilities. Cosmological simulations predict galaxies to have most of their mass in the central bulge, and therefore an angular momentum much below the observed level, except in dwarf galaxies. We propose that the continuous return of fresh gas by stellar populations over cosmic times could solve this issue. A population of stars formed at a given instant typically returns half of its initial mass in the form of gas over 10 billion years, and the process is not dominated by rapid supernovae explosions but by the long-term mass-loss from low- and intermediate-mass stars. Using simulations of galaxy formation, we show that this recycling of gas can strongly affect the structural evolution of massive galaxies, potentially solving the bulge fraction issue: we find that the bulge-to-disk ratio of a massive galaxy can be divided by a factor of 3. The continuous recycling of baryons through star formation and stellar mass loss helps the growth of disks and their survival to interactions and mergers. Instead of forming only early-type, spheroid-dominated galaxies (S0 and ellipticals), the standard cosmological model can then successfully account for massive late-type, disk-dominated spiral galaxies (Sb-Sc).

Subject headings: galaxies: formation — galaxies: evolution — galaxies: bulges

1. INTRODUCTION

The formation of late-type, disk-dominated spiral galaxies remains a major challenge for modern cosmology (White 2009; Burkert 2009). Bright spiral galaxies with stellar masses around $10^{11} M_{\odot}$ at $z = 0$ typically have bulge-to-disk mass ratios (B/D) of 0.2 to 0.4 (Weinzirl et al. 2009). For instance, the Milky Way itself has a B/D ratio of 0.35-0.40 (Robin et al. 2003). Luminosity ratios in near-infrared and optical bands are even lower. However, the standard cosmological model of galaxy formation predicts much higher bulge fractions, and consequently a baryonic angular momentum much lower than observed. The hierarchical assembly of dark matter halos drives successive galaxy mergers, followed by a rapid growth of central bulges. Indeed, a single major merger, even starting with a high gas fraction, will generally end-up with more baryons in the bulge than in the rotating disk (Springel & Hernquist 2005; Robertson et al. 2006; Hopkins et al. 2009). Successive minor mergers also drive an increase of the mass fraction in the bulge (Bournaud, Jog & Combes 2007).

It has been realized recently that the assembly of baryons onto galaxies is far from being only driven by mergers. Rapid accretion of cold gas is another major mode of galaxy assembly (Dekel et al. 2009a). This cold accretion mode could apparently feed disk-dominated galaxies, but it makes the disks so massive and turbulent that they violently fragment into giant clumps (Bournaud & Elmegreen 2009; Dekel, Sari & Ceverino 2009; Agertz, Teyssier & Moore 2009; Burkert et al. 2009). Clump coalescence will rapidly fuel the central bulge (Noguchi 1999; Bournaud, Elmegreen & Elmegreen 2007), and signatures of this additional bulge forma-

tion process have been observed (Genzel et al. 2008; Elmegreen et al. 2009).

A general result is that the rapid formation of massive bulges appears unavoidable because of the combination of mergers and disk instabilities. The most disk galaxies in cosmological models have bulge-to-disk mass ratios (B/D) around 1 in the best cases and generally higher, in both the merger-driven and stream-fed dominant modes (e.g., Governato et al. 2009; White 2009; Gibson et al. 2009; Scannapieco et al. 2009; Ceverino, Dekel & Bournaud 2009). The bulge fraction problem is related to the well-known spin crisis: galaxies could gain angular momentum from gravitational torquing by satellites (Porciani, Dekel & Hoffman 2002), but the early build-up of bulges quenches this process. Energy feedback from supernovae explosions can regulate star formation and keep the gas fraction higher, so that rotating disk components survive mergers more easily. Stream-fed disks with efficient supernovae feedback can then have realistic rotation velocities, in agreement with the observed Tully-Fisher relation (Maller & Dekel 2002; Scannapieco et al. 2008; Ceverino & Klypin 2009; Governato et al. 2009; Gibson et al. 2009; Piontek & Steinmetz 2009a), but the mass fraction in these fastly rotating disks remains too low compared to their bulges, meaning that the real angular momentum is low. Feedback might largely solve the maximal disk rotation speed aspect, but the high bulge fractions remain as a separate issue that supernovae feedback cannot solve, even when many feedback models are tested in numerical simulations (Scannapieco et al. 2009; Piontek & Steinmetz 2009b). Apart for dwarf galaxies with baryonic masses limited to a few $10^9 M_{\odot}$ (Valenzuela et al. 2007; Governato et al. 2007), the standard cosmological model is apparently unable to explain the

formation of high-spin, disk-dominated, late-type galaxies like the Milky Way.

A stellar evolution process that is more general than supernovae feedback is the continuous return of gas from stars of any mass, in particular through stellar winds and planetary nebulae (Faber & Gallagher 1976). The gas return fraction of a coeval stellar population over the Hubble time can be as high as 50% for a Chabrier IMF, or around 40% for a Scalo IMF, with small dependencies on the metallicity (Jungwiert, Combes & Palouš 2001; Lia, Portinari & Carraro 2002; Pozzetti et al. 2007). Supernovae account only for about 10% of the return fraction of a coeval stellar population, which is dominated by low- and intermediate-mass stars. Half of the stellar mass forming at redshift $z \sim 2$ will thus be returned in the form of gas by redshift 0, which can cool down in the disk and form new stars that will in turn return gas, in a continuous recycling process. This is another type of feedback, which is more a *mass* feedback than the energy feedback from supernovae explosions that is usually considered. Contrary to the energy feedback from supernovae explosions, the effect of this continuous mass feedback has not been explored in simulations of galaxy formation. Most often, the gas return is not incorporated or only the small contribution from supernovae is included (e.g., Piontek & Steinmetz 2009b), otherwise models are limited to very high redshift or lack resolution to resolve disks and bulges down to $z = 0$ (e.g., Semelin & Combes 2005).

Here we show that this known process has unsuspected effects on regulating the growth of bulges and the survival of massive disks in spiral galaxies. Using a cosmological simulation of the formation of a massive galaxy, which in the standard model ends-up with a B/D ratio larger than unity, we show that continuous gas recycling reduces the final B/D ratio to less than 40%, and the stellar light fraction in the bulge by a factor of 3. The mass and disk rotation speed of this galaxy are consistent with observed scaling relations, and its remarkably flat rotation curve is typical for late-type, high-spin spirals. The mass return of stars regulates the bulge growth and angular momentum dissipation in such proportion that a late-type spiral (Sb-Sc) is formed instead of an early-type S0a galaxy. This shows how strongly stellar evolution can affect the formation of galaxies, potentially solving the puzzling issue of the formation of late-type spiral galaxies in the standard cosmological model.

2. SIMULATION

Our model is based on a high resolution re-simulation of a galaxy identified in a large-scale cosmological simulation. The initial cosmological run was performed assuming standard Λ -CDM cosmological parameters using the RAMSES code (Teyssier 2002) and is described in Martig et al. (2009b). The chosen dark matter halo has a virial mass of $1.3 \times 10^{12} M_{\odot}$ at redshift 0, in a field environment. We avoid dense environments and halos undergoing many violent mergers so that the chosen halo is prone to hosting a disk-dominated spiral galaxy at $z = 0$. The mass assembly history of the re-simulated galaxy is shown on Figure 1, and results from a combination of galaxy mergers, especially at high redshift, and diffuse infall from cosmic gas filaments.

Using the zoom-in technique presented in Martig et

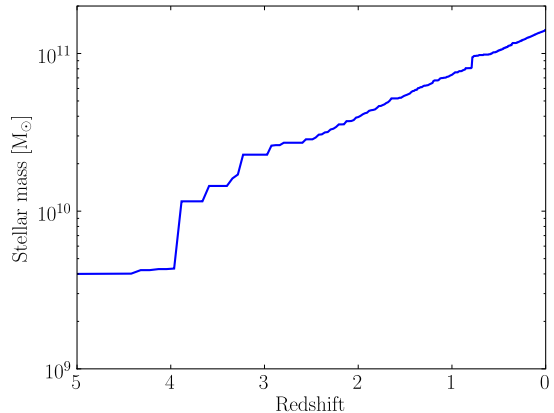


FIG. 1.— Stellar mass evolution of the studied galaxy as a function of redshift. An intense phase of mergers takes place between $z = 5$ and $z = 3$. The subsequent evolution is much smoother, dominated by diffuse gas infall: the most important merger of this second phase takes place at $z = 0.8$ with a mass ratio of 6:1.

al. (2009a,b), we re-simulate the evolution of the chosen galaxy from $z = 5$ to $z = 0$ inside a 400 kpc-large zoom area. The spatial resolution (gravitational softening) is 300 pc and the mass resolution (particle mass) is $1.2 \times 10^5 M_{\odot}$ for gas, $6 \times 10^5 M_{\odot}$ for stars, and $2.4 \times 10^6 M_{\odot}$ for dark matter. Gas dynamics is modeled with a sticky-particle scheme and star formation is computed with a Schmidt-Kennicutt law (Kennicutt 1998) with an exponent of 1.5. The threshold for star formation is set at $0.03 M_{\odot} \text{pc}^{-3}$ (i.e. one atom per cubic centimeter), which corresponds to the minimal density for diffuse atomic clouds formation (Elmegreen 2002).

The galaxy is initialized at $z = 5$ as a very gas-rich disk, with a gas fraction of 0.5 with respect to total baryonic mass. The initial dark halo follows a Burkert profile with a core radius of 5.9 kpc and a truncation radius of 13.8 kpc. Gas and stars are in a disk with exponential scale-lengths of 540 and 230 pc, respectively. Starting the simulation at $z = 5$ captures 97% of the mass assembly history of this galaxy, as the total mass (including dark matter) at redshift 5 is only $3.7 \times 10^{10} M_{\odot}$. For this reason and because numerous mergers rapidly destroy the proto-disk into a spheroid around which the regular bulge and disk components will gradually grow (Figure 2), our choice of starting with a disk is not influential in the final $z = 0$ properties of the galaxy.

We do not include the energy feedback from supernovae explosions because there is no unique model for this, and we are anyways in the regime of massive galaxies where supernovae do not influence much the growth of bulges in disk galaxies (see Introduction). Instead, we implement the continuous gas return from high-, intermediate- and low-mass stars. To this aim, we follow the scheme proposed by Jungwiert et al. (2001): each stellar particle represent a population of stars born at the same time, whose return rate is given by:

$$\dot{M} = -M \frac{C}{t - T} \quad (1)$$

where t is the age of the particle since its formation, T is set to 4.86 Myr to fit standard IMF return function (Jungwiert et al. 2001), and C is such that the integrated

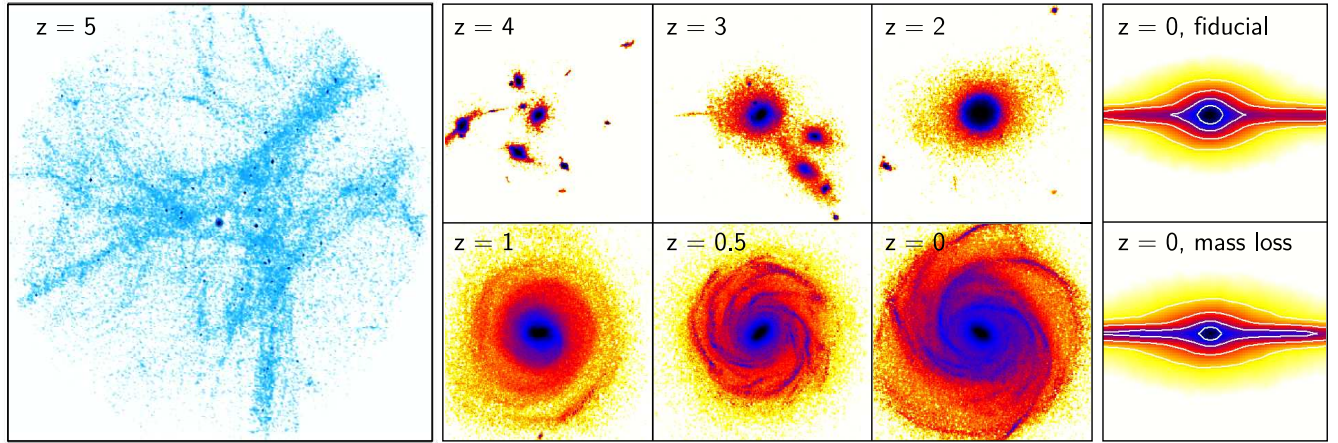


FIG. 2.— Time evolution of the studied galaxy. **Left:** large scale gas distribution at $z = 5$. The main galaxy is seen at the center; the box side is 400 kpc. **Middle:** evolution from $z = 4$ to $z = 0$ of the face-on i -band surface brightness, with stellar mass loss (snapshot size 50×50 kpc, log scale). **Right:** Edge-on views of the i -band surface brightness at $z = 0$ in log scale. Each snapshot is 15×15 kpc, with contours at 17.25, 18.5, 19.75 and 21 mag arcsec $^{-2}$. In both simulations, a spheroid is first formed by successive mergers at $z > 2$. A large spiral disk is built at lower redshift, both from gas found in-situ and accreted from cosmic filaments and companion galaxies. Stellar mass loss supports disk survival in mergers and disk rebuilding after mergers, leading to a much lower bulge-to-disk ratio. At redshift 0, a late-type, disk-dominated Sb-Sc galaxy with a modest central bulge is formed, instead of an early-type S0a-like system with a large and massive bulge and a low-mass disk.

return fraction of a stellar population over 10 Gyr is 45%, which is slightly conservative for a Chabrier IMF, more typical of a Salpeter IMF. The returned gas is directly set cold, immediately available for star formation. Real stellar winds would provide warmer gas, but overestimating the delay before it can form new stars would artificially increase the gas fraction and the capacity of disks to survive mergers: to avoid such favorable biases, we let the returned gas immediately available for star formation.

We performed a “fiducial simulation” without gas return from evolved stars, and a simulation with stellar mass loss. The structural properties were analyzed $z = 0$ in both cases. We measure bulge-to-disk mass ratios from azimuthally-averaged stellar density profiles: an exponential disk is fitted and the mass excess in the central regions corresponds to the bulge. We also tested more complex techniques, including ellipse-fitting decomposition of face-on projections, and determination of the bulge radius through the change in isophotal axis ratio in edge-on projections. They all led to similar conclusions and are not presented here. We also computed i -band surface luminosities using the spectral evolution model PEGASE.2 (Fioc & Rocca-Volmerange 1999) to derive bulge-to-disk ratios in the i -band, assuming a solar metallicity: the i -band mass-to-luminosity does not vary much across the radial metallicity gradient of typical $z = 0$ spiral galaxies.

3. RESULTS

The time evolution of the studied galaxy is shown on Figure 2. Interactions and mergers with companion galaxies rapidly transform the initial disk into a spheroid. At later times, star formation in gas left over after these early mergers and gas gradually brought in by cosmic gas flows and merging satellites builds a large rotating disk, while interactions continue to grow a central bulge - at a rate that depends on the model. At $z = 0$, both cases have an exponential disk, a central bulge, a weak barred structure and grand design spiral arms. A major

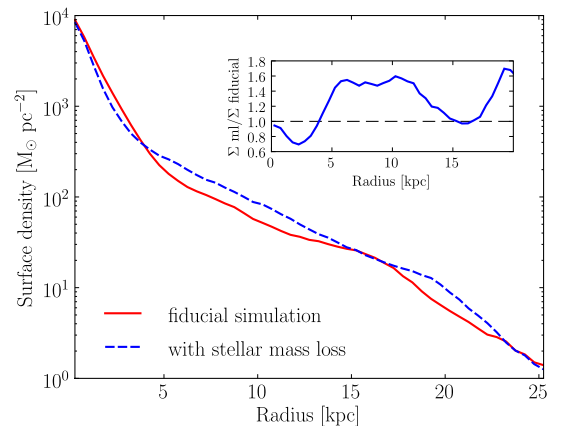


FIG. 3.— Stellar surface density profiles for the fiducial simulation and the one including stellar mass loss. Both galaxies have a central bulge and an exponential disk, but their relative importance differs. On the inset is shown the ratio between the stellar surface density when stellar mass loss is included to the surface density in the fiducial simulation: stellar mass loss reduces the bulge density and increases the disk one, thus increasing the bulge-to-disk mass ratio. Differences are seen even on \log -scale radial density profiles.

difference, though, lies in the distribution of the $z = 0$ stellar mass in the disk and bulge components.

Without stellar mass-loss, the bulge to disk mass ratio is slightly above 1, which is typical for massive “disk” galaxies in current Λ -CDM models (see Introduction). The disk component contains barely half of the stellar mass, even though we include both the young, thin stellar disk and the thicker, kinematically hot, old stellar disk. When the continuous stellar mass loss is included, the bulge to disk mass ratio is reduced to 0.39: the bulge is less massive, with a lower density and a smaller size (Figure 2), while the disk is denser with a merely smaller scale length (Figure 3 and Table 1).

In the observable i -band luminosity, the B/D ratio decreases from 57% to 16%. Other disk/bulge decomposi-

TABLE 1
DISK AND BULGE PROPERTIES AT $z = 0$ WITH AND WITHOUT STELLAR MASS LOSS

	Fiducial run	With mass loss
Stellar disk mass (M_{\odot})	6.3×10^{10}	9.8×10^{10}
B/D (stellar mass)	1.06	0.39
B/D (i band)	0.57	0.16
Disk exponential scale length (kpc)	5.4	4.4
Disk truncation radius (kpc)	17	20
Bulge half-mass radius (kpc)	1.6	1.1

tions lead to slightly different values, but always result in a reduction of the bulge fraction by a factor of about 3.

The effect of stellar mass loss on the $z = 0$ structural properties of the galaxy is thus major, although we studied quite a massive galaxy for which preserving disks is harder than in lower-mass systems. Continuous stellar mass loss transforms a bulge-dominated system, typically classified as S0/Sa in the Hubble classification (Graham & Worley 2008) into a disk-dominated Sb/Sc-like galaxy, with a bulge fraction typical for the Milky Way and the majority of massive spirals in the nearby Universe.

As a result from the different mass distribution, the rotation curve at $z = 0$ as a different profile (Figure 4). In the fiducial case, the rotation curve is peaked at low radii before decreasing and reaching a flat plateau. This is typical for bulge-dominated, early-type galaxies (e.g., M31 – Chemin, Carignan & Foster 2009; NGC 3031, 4736, or 2841 in de Blok et al. 2009). The regulation of bulge growth by continuous stellar mass-loss results in a flatter rotation curve without any bulge-related peak, which is typical of late-type, disk-dominated spiral galaxies like NGC 2903, 3198, 3621 (de Blok et al. 2009). The comparison of rotation curve with typical cases also corresponds to a shift by two categories in the Hubble classification scheme, typically from S0-Sa to Sb-Sc, i.e. for early-type disk galaxies to late-type disk-dominated galaxies, in agreement with the direct estimates of bulge fractions.

We also derived the equivalent of an observed atomic gas (HI) linewidth. To this aim, we select gas in regions denser than one atom per cubic centimeter in order to include the warm/cold gas disk without the hot gas halo. We then simulate the velocity spectrum for the galaxy seen edge-on and compute the FWHM of this spectrum, after averaging several projections with different azimuth. The i band absolute magnitude to HI linewidth ratio puts both systems close to the observed Tully-Fisher relation for local spiral galaxies as observed by Springob et al. (2007) (Figure 5). The stellar mass loss makes the agreement better, while the fiducial run showed more marginal agreement. The Tully-Fisher relation is nevertheless not the best direct estimate of the baryonic angular momentum of a galaxy since it measures the disk rotation speed at large radii without indicating whether or not a large fraction of the stellar mass lies in a concentrated, low angular momentum bulge. Bulge fractions and rotation curves are a better indicator of how the mass concentration and angular momentum of the galaxies differ.

4. CONCLUSION

Our simulation of cosmological galaxy formation shows that the continuous gas return from high-, intermediate-

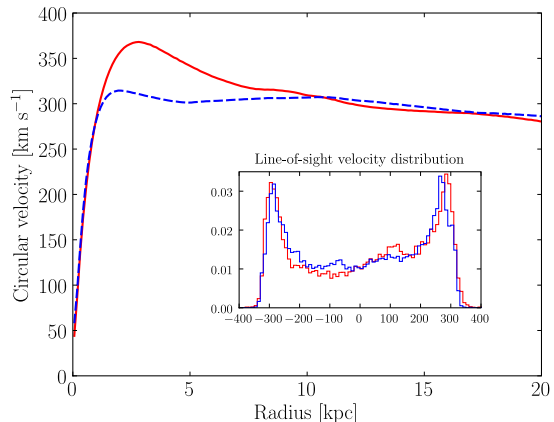


FIG. 4.— Rotation curves for the two simulations (solid red line: fiducial simulation, dashed blue line: simulation including stellar mass loss). The prominent bulge in the fiducial run causes a central bump in the circular velocity profile, while this profile is much flatter for the simulation including stellar mass loss. On the inset is shown the radial velocity distribution for the galaxy seen edge-on in both simulations: the full width at half maximum is used for comparisons with observations of the Tully-Fisher relation (Fig. 5)

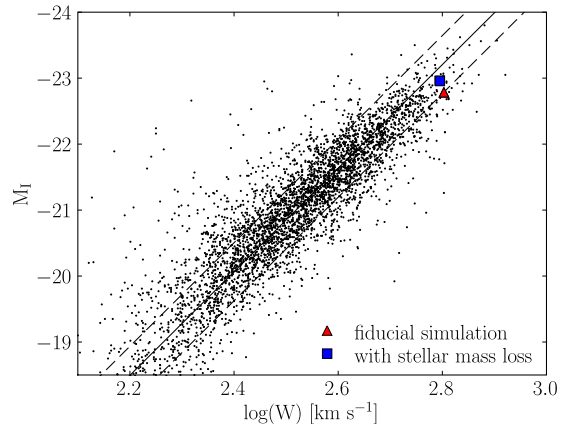


FIG. 5.— Tully-Fisher relation: comparison of the two simulations performed with data from Springob et al. (2007) and the best fit they propose (solid line). The area enclosed within the dashed lines contains 68% of the observed galaxies. Both simulated galaxies are close to the observed relation, but the agreement remains marginal without stellar mass loss.

and low-mass stars over cosmic times can strongly regulate the growth of bulge and the dissipation of angular momentum in disk galaxies. There are at least two ways in which stellar mass loss can support the survival of large, massive disks. First, it can keep the gas fraction higher in young galaxies before a merger occurs, which

helps disks survival against destruction into bulges. Second, the bulge, stellar halo and thickened disk components release fresh gas after interactions and mergers: this decreases their mass and increases that of the thin gas disk. The disk re-formed by gas returned by a bulge or halo should have a low angular momentum, but can be torqued by satellites into a large, high-spin disk that gradually forms new stars. Indeed our model shows that the large disk scale length is almost preserved by the combination of stellar mass-loss and external interactions.

Overall, the sole effect of stellar mass loss on disk survival and regulation of bulge growth is major. It reduces the bulge to disk ratio by a factor of about 3 in both the mass and light distributions of stars. This factor is what was typically missing in cosmological models to account for the formation of massive, disk-dominated, late-type spiral galaxies, including the Milky Way.

Our results do not imply that all galaxies would end-up with a spiral-like morphology at redshift zero. Stellar mass loss promotes disk survival against mergers and disk instabilities, but will preserve the disk as the most massive component only if the mergers are not too numerous, do not happen too late, and the internal instabilities not too violent. For instance, a galaxy undergoing a major merger at low redshift would still end-up as a $z = 0$ elliptical or lenticular, because of a gas fraction too low to preserve a massive disk and a stellar population globally too old to return a significant amount of gas. Such $z = 0$ ellipticals are indeed found in our cosmological simulations with the same technique (e.g. in

Martig et al. 2009b). Gas consumption, stripping and strangulation in groups and mergers, will also support the survival of early-type elliptical and S0s. Thus, gas return from stellar populations can explain the origin of late-type galaxies, without challenging the formation of early-type galaxies in systems that undergo later mergers or more violent internal instabilities.

Other sort of feedback processes, like the energy released by supernovae or the radiation pressure from young massive stars (Murray, Quataert & Thompson 2009) could further regulate the bulge growth especially in low-mass galaxies, potentially forming almost bulgeless galaxies. However, we propose that the formation of massive late-type galaxies in the Λ -CDM Universe is explained not by an unknown combination of unknown factors, but mostly by the effect of gas return from stellar populations all across their initial mass function. This sole process could solve one of the main challenges in understanding the origin of modern galaxies, namely the origin of late-type, disk-dominated spiral galaxies like the Milky Way.

This work was performed using HPC resources from GENCI-CCRT (Grant 2009-042192). We acknowledge support from Agence Nationale de la Recherche under contract ANR-08-BLAN-0274-01. The re-simulation technique presented in Martig et al. (2009b) was set up with help from Romain Teyssier.

REFERENCES

- Agertz, O., Teyssier, R., & Moore, B. 2009, MNRAS, 397, L64
 Bournaud, F., & Combes, F. 2002, A&A, 392, 83
 Bournaud, F., & Combes, F. 2003, A&A, 401, 817
 Bournaud, F., Elmegreen, B. G., & Elmegreen, D. M. 2007, ApJ, 670, 237
 Bournaud, F., Jog, C. J., & Combes, F. 2007, A&A, 476, 1179
 Bournaud, F., & Elmegreen, B. G. 2009, ApJ, 694, L158
 Burkert, A., in "Galaxy Evolution: Emerging Insights and Future Challenges", S. Jogee, L. Hao, G. Blanc & I. Marinova Eds., 2009, arXiv:0908.1409
 Burkert, A., et al. 2009, ApJ submitted, arXiv:0907.4777
 Ceverino, D., & Klypin, A. 2009, ApJ, 695, 292
 Ceverino, D., Dekel, A., & Bournaud, F. 2009, MNRAS submitted, arXiv:0907.3271
 Chemin, L., Carignan, C., & Foster, T. 2009, ApJ, 705, 1395
 de Blok, W. J. G., Walter, F., Brinks, E., Trachternach, C., Oh, S.-H., Kennicutt, R. C. 2009, AJ, 136, 2648
 Dekel, A., et al. 2009a, Nature, 457, 451
 Dekel, A., Sari, R., & Ceverino, D. 2009b, ApJ, 703, 785
 Elmegreen, B. G. 2002, ApJ, 577, 206
 Elmegreen, B. G., Elmegreen, D. M., Fernandez, M. X., & Lemonias, J. J. 2009, ApJ, 692, 12
 Faber, S. M., & Gallagher, J. S. 1976, ApJ, 204, 365
 Fioc, M., & Rocca-Volmerange, B. 1999, astro-ph/9912179
 Genzel, R., et al. 2008, ApJ, 687, 59
 Gibson, B. K. et al. 2009, IAU Symposium, 254, 445
 Governato, F., Willman, B., Mayer, L., Brooks, A., Stinson, G., Valenzuela, O., Wadsley, J., & Quinn, T. 2007, MNRAS, 374, 1479
 Governato, F., et al. 2009, MNRAS, 398, 312
 Graham, A. W., & Worley, C. C. 2008, MNRAS, 388, 1708
 Hopkins, P. F., et al. 2009, MNRAS, 397, 802
 Jungwiert, B., Combes, F., & Palouš, J. 2001, A&A, 376, 85
 Kennicutt, R. C., Jr. 1998, ApJ, 498, 541
 Lia, C., Portinari, L., & Carraro, G. 2002, MNRAS, 330, 821
 Maller, A. H., & Dekel, A. 2002, MNRAS, 335, 487
 Martig, M., Bournaud, F., & Teyssier, R. 2009, IAU Symposium, 254, 429
 Martig, M., Bournaud, F., Teyssier, R., & Dekel, A. 2009, ApJ in press, arXiv:0905.4669
 Murray, N., Quataert, E., & Thompson, T. A. 2009, ApJ submitted, arXiv:0906.5358
 Noguchi, M. 1999, ApJ, 514, 77
 Piontek, F., & Steinmetz, M. 2009a, MNRAS submitted, arXiv:0909.4156
 Piontek, F., & Steinmetz, M. 2009b, MNRAS submitted, arXiv:0909.4167
 Porciani, C., Dekel, A., & Hoffman, Y. 2002, MNRAS, 332, 325
 Pozzetti, L., et al. 2007, A&A, 474, 443
 Robertson, B. et al. 2006, ApJ, 645, 986
 Robin, A. C., Reylé, C., Derrière, S., & Picaud, S. 2003, A&A, 409, 523
 Scannapieco, C., White, S. D. M., Springel, V., & Tissera, P. B. 2009, MNRAS, 396, 696
 Scannapieco, C., Tissera, P. B., White, S. D. M., & Springel, V. 2008, MNRAS, 389, 1137
 Semelin, B., & Combes, F. 2005, A&A, 388, 826
 Springel, V., & Hernquist, L. 2005, ApJ, 622, L9
 Springob, C. M., Masters, K. L., Haynes, M. P., Giovanelli, R., & Marinoni, C. 2007, ApJS, 172, 599
 Teyssier, R. 2002, A&A, 385, 337
 Valenzuela, O., Rhee, G., Klypin, A., Governato, F., Stinson, G., Quinn, T., & Wadsley, J. 2007, ApJ, 657, 773
 Weinzierl, T., Jogee, S., Khochfar, S., Burkert, A., & Kormendy, J. 2009, ApJ, 696, 411
 White, S. D. M. 2009, IAU Symposium, 254, 19