

# BOUNDS ON MONOTONE SWITCHING NETWORKS FOR DIRECTED CONNECTIVITY

AARON POTECHIN

ABSTRACT. We separate monotone analogues of  $L$  and  $NL$  by proving that any monotone switching network solving directed connectivity on  $n$  vertices must have size at least  $n^{\Omega(\lg n)}$ .

**Acknowledgement:**

This material is based on work supported by the National Science Foundation Graduate Research Fellowship under Grant No. 0645960.

## 1. INTRODUCTION

$L$  versus  $NL$ , the problem of whether non-determinism helps in logarithmic space bounded computation, is a longstanding open question in computational complexity. At present, only a few results are known. It is known that the problem is equivalent to the question of whether there is a log-space algorithm for the *directed connectivity* problem, namely given an  $n$  vertex directed graph  $G$  and pair of vertices  $s, t$ , find out if there is a directed path from  $s$  to  $t$  in  $G$ . Savitch [17] gave an  $O(\log^2 n)$ -space deterministic algorithm for directed connectivity, thus proving that  $NSPACE(g(n)) \subseteq DSPACE((g(n)^2))$  for every space constructable function  $g$ . Immerman [7] and Szelepcsényi [20] independently gave an  $O(\log n)$ -space non-deterministic algorithm for directed *non-connectivity*, thus proving that  $NL = co-NL$ . For the problem of *undirected connectivity* (i.e. where the input graph  $G$  is undirected), a probabilistic algorithm was shown using random walks by Aleliunas, Karp, Lipton, Lovász, and Rackoff [1], and Reingold [16] gave a deterministic  $O(\log n)$ -space algorithm for the same problem, showing that undirected connectivity is in  $L$ . Trifonov [21] independently gave an  $O(\lg n \lg \lg n)$  algorithm for undirected connectivity.

So far, most of the work trying to show that  $L \neq NL$  has been done using the JAG model or the branching program model. The JAG (Jumping Automata on Graphs) model was introduced by Cook and Rackoff [3] as a simple model for which we can prove good lower time and space bounds but which is still powerful enough to simulate most known algorithms for the st-connectivity problem. This implies that if there is an algorithm for st-connectivity breaking these bounds, it must use some new techniques which cannot be captured by the JAG model. Later work in this area has focused on extending this framework to additional algorithms and more powerful variants of the JAG model. Two relatively recent results in this area are the result of Edmonds, Poon, and Achlioptas [4] which shows tight lower bounds for the more powerful NNJAG (Node-Named Jumping Automata on Graphs) model and the result of Lu, Zhang, Poon, and Cai [10] showing that Reingold's algorithm for undirected connectivity and a few other algorithms for undirected connectivity can all be simulated by the RAM-NNJAG model, a uniform variant of the NNJAG model.

Ironically, the branching program model was originally developed as a way to make more efficient switching networks. In the early 20th century switching networks were used for practical applications, so the research focus was on finding good ways to construct switching networks for various problems. For example, see the pioneering papers of Shannon [18], [19]. Lee [9] developed the branching program model as a way to easily construct switching networks, as if we have a branching program for a problem, we can make a switching network for that problem simply by making all of the edges undirected. Masek [11] showed that the branching program model could be used to show space lower bounds and there has been a lot of research in this direction ever since. For a survey of some of the many results on branching programs, switching networks, and a related model, switching-and-rectifier networks, see Razborov [15].

In this paper, we explore trying to prove  $L \neq NL$  using the switching network model. This may seem like a strange choice, as switching networks are less intuitive to think about than branching programs. However, switching networks have the very nice property of reversibility, which is crucial for our techniques and results. While we eventually hope to prove strong lower bounds on general switching networks, such bounds are currently beyond our reach. Thus, for now we must place a restriction on the switching networks we analyze in order to obtain good lower bounds. We choose to restrict ourselves to monotone switching networks, which is a natural choice for two main reasons. First, to prove general lower bounds we must prove monotone lower bounds along the way, so we may as well start by trying to prove monotone lower bounds. Second, the restriction to monotone switching networks is simple and clean.

Indeed, monotone complexity theory is a very rich field and researchers have had great success in separating different monotone complexity classes. Razborov [15] used an approximation method to show that any monotone circuit solving the  $k$ -clique problem on  $n$  vertices (determining whether or not there is a set of  $k$  pairwise adjacent vertices in a graph on  $n$  vertices) when  $k = \lceil \frac{\lg n}{4} \rceil$  must have size at least  $n^{\Omega(\lg n)}$ , thus proving that  $mP \neq mNP$ . This method was later improved by Alon and Boppana [2] and by Haken [6]. Karchmer and Wigderson [8] showed that any monotone circuit solving undirected connectivity has

depth at least  $\Omega((\lg n)^2)$ , thus proving that undirected connectivity is not in monotone- $NC^1$  and separating monotone- $NC^1$  and monotone- $NC^2$ . Raz and McKenzie [13] later separated the entire monotone  $NC$  hierarchy, proving that monotone- $NC \neq$  monotone- $P$  and for any  $i$ , monotone- $NC^i \neq$  monotone- $NC^{i+1}$ .

While our techniques are very different, our results build on this knowledge. We show that any monotone switching network solving the directed connectivity problem must have size at least  $n^{\Omega(\lg n)}$ , which solves open problem 2 of Gringì and Sipser [5] (which is also open problem 4 of Razborov [15]) and separates monotone analogues of the complexity classes  $L$  and  $NL$ .

**1.1. Definitions.** We now give several definitions which will be used throughout the paper and which will allow us to state our results more precisely. Since we focus on switching networks for the directed connectivity problem, we start with a specialized definition of switching networks for directed connectivity. A general definition of switching networks is given in Section 2.

**Definition 1.1.** *A switching network for directed connectivity on a set  $V(G)$  of vertices with distinguished vertices  $s, t$  is a tuple  $\langle G', s', t', \mu' \rangle$  where  $G'$  is an undirected multi-graph with distinguished vertices  $s', t'$  and  $\mu'$  is a labeling function giving each edge  $e' \in E(G')$  a label of the form  $v_1 \rightarrow v_2$  or  $\neg(v_1 \rightarrow v_2)$  for some vertices  $v_1, v_2 \in V(G)$ .*

*We say that such a switching network is a switching network for directed connectivity on  $n$  vertices, where  $n = |V(G)|$ , and we take its size to be  $|V(G')|$ . A switching network for directed connectivity is monotone if it has no labels of the form  $\neg(v_1 \rightarrow v_2)$ .*

**Definition 1.2.** *We say a switching network  $G'$  for directed connectivity on a set of vertices  $V(G)$  accepts an input graph  $G$  if there is a path  $P'$  in  $G'$  from  $s'$  to  $t'$  such that for each edge  $e' \in E(P')$ ,  $\mu'(e')$  is consistent with the input graph  $G$  (i.e. of the form  $e$  for some edge  $e \in E(G)$  or  $\neg e$  for some  $e \notin E(G)$ ).*

*We say a switching network for directed connectivity is sound if it does not accept any input graphs  $G$  on the set of vertices  $V(G)$  which do not have a path from  $s$  to  $t$ .*

*We say a switching network for directed connectivity is complete if it accepts all input graphs  $G$  on the set of vertices  $V(G)$  which have a path from  $s$  to  $t$ .*

*If  $G'$  is a switching network for directed connectivity on a set of vertices  $V(G)$ , then we say that  $G'$  solves directed connectivity on  $V(G)$  if  $G'$  is both complete and sound.*

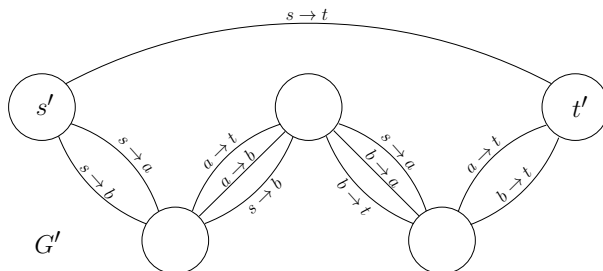
A monotone switching network solving directed connectivity on  $V(G) = \{s, t, a, b\}$ 

FIGURE 1. In this figure, we have a monotone switching network  $G'$  that solves directed connectivity on  $V(G) = \{s, t, a, b\}$ , i.e. there is a path from  $s'$  to  $t'$  in  $G'$  whose labels are consistent with the input graph  $G$  if and only if there is a path from  $s$  to  $t$  in  $G$ . For example, if we have the edges  $s \rightarrow a$ ,  $a \rightarrow b$ , and  $b \rightarrow t$  in  $G$ , so there is a path from  $s$  to  $t$  in  $G$ , then in  $G'$ , starting from  $s'$ , we can take the edge labeled  $s \rightarrow a$ , then the edge labeled  $a \rightarrow b$ , then the edge labeled  $s \rightarrow a$ , and finally the edge labeled  $b \rightarrow t$ , and we will reach  $t'$ . If in  $G$  we have the edges  $s \rightarrow a$ ,  $a \rightarrow b$ ,  $b \rightarrow a$ , and  $s \rightarrow b$  and no other edges, so there is no path from  $s$  to  $t$ , then in  $G'$  there is no edge that we can take to  $t'$ , so there is no path from  $s'$  to  $t'$ .

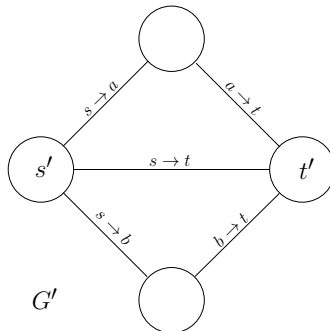
A monotone switching network for directed connectivity on  $V(G) = \{s, a, b, t\}$  which is sound but not complete

FIGURE 2. In this figure, we have another monotone switching network  $G'$  for directed connectivity on  $V(G) = \{s, t, a, b\}$ . This  $G'$  accepts the input graph  $G$  if and only if  $G$  contains either the edge  $s \rightarrow t$ , the edges  $s \rightarrow a$  and  $a \rightarrow t$ , or the edges  $s \rightarrow b$  and  $b \rightarrow t$ . Thus, this  $G'$  is sound but not complete.

**Remark 1.3.** Figures 2 and 3 illustrate why solving directed connectivity on  $n$  vertices requires a larger switching network. Roughly speaking, the reason is that we are trying to simulate a **directed** graph with an **undirected** graph.

**Remark 1.4.** It is natural to ask where the examples of Figures 1 and 4 come from. As we will see, there are many different ways to construct switching networks solving directed connectivity on  $n$  vertices and we will give the particular constructions leading to the switching networks in Figures 1 and 4 later in the paper. For now, the reader should just make sure that he/she understands Definitions 1.1 and 1.2. That said, it is a good exercise to verify that the above switching networks have the claimed properties and to try and figure out what they are doing.

A monotone switching network for directed connectivity on  $V(G) = \{s, a, b, t\}$  which is complete but not sound

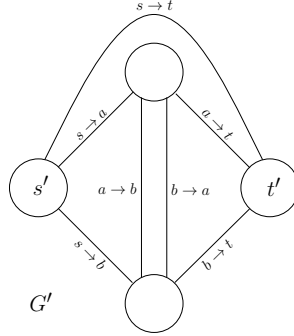


FIGURE 3. In this figure, we have another monotone switching network  $G'$  for directed connectivity on  $V(G) = \{s, t, a, b\}$ . This  $G'$  accepts the input graph  $G$  whenever  $G$  contains a path from  $s \rightarrow t$ , so it is complete. However, this  $G'$  is not sound. To see this, consider the input graph  $G$  with  $E(G) = \{s \rightarrow a, b \rightarrow a, b \rightarrow t\}$ . In  $G'$ , we can start at  $s'$ , take the edge labeled  $s \rightarrow a$ , then the edge labeled  $b \rightarrow a$ , then the edge labeled  $b \rightarrow t$ , and we will reach  $t'$ . Thus, this  $G'$  accepts the given input graph  $G$ , but  $G$  does not contain a path from  $s$  to  $t$  because the edge from  $b$  to  $a$  goes the wrong way.

A non-monotone switching network solving directed connectivity on  $V(G) = \{s, a, b, t\}$

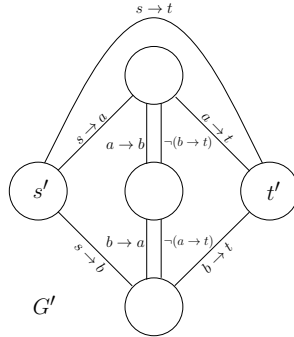


FIGURE 4. In this figure, we have a non-monotone switching network  $G'$  solving directed connectivity on  $V(G) = \{s, t, a, b\}$ . Note that the edge with label  $\neg(b \rightarrow t)$  and the edge with label  $\neg(a \rightarrow t)$  are necessary for  $G'$  to be complete. To see this, consider the input graph  $G$  with  $E(G) = \{s \rightarrow a, a \rightarrow b, b \rightarrow t\}$ . To get from  $s'$  to  $t'$  in  $G'$  we must first take the edge labeled  $s \rightarrow a$ , then take the edge labeled  $a \rightarrow b$ , then take the edge labeled  $\neg(a \rightarrow t)$ , and finally take the edge labeled  $b \rightarrow t$ .

In this paper, we analyze monotone switching networks for directed connectivity. However, rather than looking at all possible input graphs, we focus on particular sets of input graphs. To do this, instead of assuming that the switching networks we analyze solve directed connectivity, we only assume that these switching networks solve the promise problem where the input graph  $G$  is guaranteed to either be in some set  $I_A$  of input graphs which contain a path from  $s$  to  $t$  or in some set  $I_R$  of input graphs which do not contain a path from  $s$  to  $t$ . This leads directly to the following definition:

**Definition 1.5.** Given sets  $I_A, I_R$  of input graphs on a set  $V(G)$  of vertices with distinguished vertices  $s, t$  where each graph in  $I_A$  contains a path from  $s$  to  $t$  and each graph in  $I_R$  does not contain a path from  $s$  to  $t$ , let  $m(I_A, I_R)$  be the size of the smallest monotone switching network for directed connectivity on  $V(G)$  which accepts all of the input graphs in  $I_A$  and does not accept any input graph in  $I_R$ .

In this paper, we will always take  $I_R$  to be the set of all input graphs which do not contain a path from  $s$  to  $t$ . In other words, we assume that the switching networks we analyze are sound. In this case, we have the following definition:

**Definition 1.6.** Given a set  $I$  of input graphs on a set  $V(G)$  of vertices with distinguished vertices  $s, t$  where each graph in  $I$  contains a path from  $s$  to  $t$ , let  $m(I)$  be the size of the smallest sound monotone switching network for directed connectivity on  $V(G)$  which accepts all of the input graphs in  $I$ .

In Section 3 we will define a very useful subclass of monotone switching networks for directed connectivity which we call certain-knowledge switching networks. Certain-knowledge switching networks are interesting because they are always sound and they correspond roughly to intuitive algorithms for solving directed connectivity. This means that certain-knowledge switching networks are simpler and easier to analyze than general monotone switching networks for directed connectivity yet nevertheless have considerable power. We adapt Definition 1.6 for analyzing certain-knowledge switching networks as follows:

**Definition 1.7.** Given a set  $I$  of input graphs on a set  $V(G)$  of vertices with distinguished vertices  $s, t$  where each graph in  $I$  contains a path from  $s$  to  $t$ , let  $c(I)$  be the size of the smallest certain-knowledge switching network which accepts all of the input graphs in  $I$ .

The hardest inputs for sound monotone switching networks for directed connectivity to accept are the input graphs which contain only a path from  $s$  to  $t$  and no other edges, as these are the minimal yes instances. Since we are trying to prove lower size bounds on monotone switching networks solving directed connectivity, these are the most natural input graphs to consider.

**Definition 1.8.** If  $V(G)$  is a set of vertices with distinguished vertices  $s, t$ , define  $\mathcal{P}_{V(G), l}$  to be the set of input graphs  $G$  on the set of vertices  $V(G)$  such that  $E(G) = \{v_0 \rightarrow v_1, v_1 \rightarrow v_2, \dots, v_{l-1} \rightarrow v_l\}$  where  $v_0 = s$ ,  $v_l = t$ , and  $v_0, \dots, v_l$  are distinct vertices of  $V(G)$ . In other words,  $\mathcal{P}_{V(G), l}$  is the set of input graphs on  $V(G)$  containing only a path from  $s$  to  $t$  of length  $l$ .

Define  $\mathcal{P}_{V(G), \leq l} = \bigcup_{j=1}^l \mathcal{P}_{V(G), j}$ .

Define  $\mathcal{P}_{V(G)} = \bigcup_{l=1}^{|V(G)|-1} \mathcal{P}_{V(G), l}$ .

Define  $\mathcal{P}_{n, l} = \mathcal{P}_{V(G), l}$ , where  $V(G)$  is a set of vertices of size  $n$  with distinguished vertices  $s, t$ .

Define  $\mathcal{P}_{n, \leq l} = \mathcal{P}_{V(G), \leq l}$ , where  $V(G)$  is a set of vertices of size  $n$  with distinguished vertices  $s, t$ .

Define  $\mathcal{P}_n = \mathcal{P}_{V(G)}$ , where  $V(G)$  is a set of vertices of size  $n$  with distinguished vertices  $s, t$ .

**Proposition 1.9.** A monotone switching network for directed connectivity on  $n$  vertices solves directed connectivity on  $n$  vertices if and only if it is sound and accepts every input graph in  $\mathcal{P}_n$ .

**Corollary 1.10.** The size of the smallest monotone switching network solving directed connectivity on  $n$  vertices is  $m(\mathcal{P}_n)$ . The size of the smallest certain-knowledge switching network solving directed connectivity on  $n$  vertices is  $c(\mathcal{P}_n)$ .

**1.2. Paper outline and results.** With these definitions, we can now state our results more precisely.

In Section 2, we present background material on switching-and-rectifier networks, branching programs, switching networks, and space complexity. We present a proof that if a problem can be solved in  $O(g(n))$  space then there is a switching network of size at most  $2^{O(g(n))}$  solving that problem. In particular, if there are no polynomial-sized switching networks solving directed connectivity then  $L \neq NL$ . This provides a strong motivation for trying to prove lower size bounds on switching networks solving directed connectivity. Sections 3 through 7 are devoted to proving the following theorem, which determines the required size of a monotone switching network solving directed connectivity up to a constant factor in the exponent.

**Theorem 1.11.** *The minimum size of a monotone switching network solving directed connectivity on  $n$  vertices is  $n^{\Theta(\lg n)}$ . In particular, for all sufficiently large  $n$ ,  $n^{\frac{\lg n}{16}} \leq m(\mathcal{P}_n) \leq n^{\lg n+1}$*

In Sections 3 and 4 we use a direct and relatively intuitive approach to analyze monotone switching networks solving directed connectivity. In Section 3 we introduce certain-knowledge switching networks. We prove the following bounds, which show that certain-knowledge switching networks can match the performance of Savitch's algorithm and this is tight.

**Theorem 1.12.** *If  $n > l \geq 2$  and  $n \geq 2(l-1)^2$  then  $(\frac{n}{2(l-1)})^{\lceil \lg l \rceil} \leq c(\mathcal{P}_{n,l}) \leq c(\mathcal{P}_{n,\leq l}) \leq n^{\lceil \lg l \rceil}$*

**Theorem 1.13.** *The minimum size of a certain-knowledge switching network solving directed connectivity on  $n$  vertices is  $n^{\Theta(\lg n)}$ . In particular, for all  $n \geq 2$ ,  $n^{\frac{1}{4} \lg n - \frac{1}{2}} \leq c(\mathcal{P}_n) \leq n^{\lg n+1}$*

In Section 4, we analyze general sound monotone switching networks for directed connectivity. We give a useful simplification of sound monotone switching networks for directed connectivity that can be accomplished by increasing the size of the switching network by a factor of at most  $n$  and we show a theorem that in some sense reduces sound monotone switching networks for directed connectivity to certain-knowledge switching networks. However, these results are not strong enough to prove any lower size bounds.

In Section 5, we introduce a very different approach to the problem: Fourier analysis and invariants. While this approach is less intuitive, it has the strong advantage of giving bounds on all sound monotone switching networks for directed connectivity, not just certain knowledge switching networks. Using this approach, we prove the following result:

**Theorem 1.14.** *For all  $n \geq 2$ ,  $m(\mathcal{P}_{n,\leq 1}) = n$  and  $m(\mathcal{P}_{n,\leq 2}) = \frac{(n-2)(n-3)}{2} + n$ .*

We also show how more general lower size bounds can be obtained by finding suitable invariants, although it is not obvious how to find these invariants.

In Section 6, we synthesize the two approaches. We adapt the results of Sections 3 and 4 to the Fourier analysis and invariants approach and show that from these results we can deduce the invariants needed to prove stronger lower bounds. With these invariants, we prove the following theorem, which implies that  $m(\mathcal{P}_n)$  grows faster than any polynomial:

**Theorem 1.15.** *For any constant  $l \geq 1$ ,  $m(\mathcal{P}_{n,l})$  is at least  $\Omega(n^{\frac{\lceil \lg l \rceil}{2}})$ , where the constant depends on  $l$ .*

Finally, in Section 7 we generalize the techniques used in Section 6 and carry out the analysis more carefully to prove Theorem 1.11.

In Sections 8 and 9 we briefly discuss some limitations of Theorem 1.11. In Section 8 we present monotone analogues of the complexity classes  $L$  and  $NL$  and explain why we cannot say directly that monotone  $L$  does not equal monotone  $NL$ . In Section 9, we show that there are small sound non-monotone switching networks which accept all of the input graphs in  $\mathcal{P}_n$ , so Theorem 1.11 does not hold for non-monotone switching networks.

**1.3. Notation and conventions.** Throughout the paper, we use lower case letters (e.g  $v, e, f$ ) to denote vertices, edges, and functions. We use upper case letters (e.g  $G, V, E$ ) to denote graphs and sets of vertices, edges, or other objects. Uppercase script letters (e.g.  $\mathcal{P}, \mathcal{C}$ ) are often used to denote a family or set of objects which are themselves graphs or sets. We use unprimed symbols to denote vertices, edges, etc. in the directed graph  $G$ , and we use primed symbols to denote vertices, edges, etc. in the switching network  $G'$ .

In this paper, we do not allow graphs to have loops or multiple edges from one vertex to another. When a graph has loops or multiple edges from one vertex to another we use the term multi-graph instead. We take all paths to be simple (i.e. we do not allow paths to have repeated vertices or edges).

For much of the paper, we will be thinking in terms of paths but it is sometimes more helpful to think in terms of walks. Thus, the following elementary proposition and its corollaries are useful:

**Proposition 1.16.** *If  $s$  and  $t$  are distinct vertices of a graph  $G$  (directed or undirected), then there is a path from  $s$  to  $t$  in  $G$  if and only if there is a walk from  $s$  to  $t$  in  $G$ .*

*Proof.* If there is a path  $P$  from  $s$  to  $t$  in  $G$  then  $P$  is also a walk from  $s$  to  $t$  in  $G$ . If there is a walk  $W$  from  $s$  to  $t$  in  $G$  then let  $P$  be the shortest such walk. Assume  $P$  is not a path. Then  $P$  must have a repeated vertex, i.e.  $P$  is of the form

$$v_0 \rightarrow v_1 \rightarrow v_2 \rightarrow \cdots \rightarrow v_{l-1} \rightarrow v_l \text{ where } v_0 = s, v_l = t, \text{ and } v_i = v_j \text{ for some } 0 \leq i < j \leq l.$$

Taking  $W_1$  to be the walk  $v_0 \rightarrow \cdots \rightarrow v_i$  and letting  $W_2$  be the walk  $v_j \rightarrow \cdots \rightarrow v_l$  we can compose  $W_1$  and  $W_2$  to obtain a shorter walk from  $s$  to  $t$  than  $P$ . Contradiction. Thus,  $P$  is a path, as needed.  $\square$

**Corollary 1.17.** *If  $v_1, v_2, v_3$  are distinct vertices of a graph  $G$  (directed or undirected) and there is a path from  $v_1$  to  $v_2$  and a path from  $v_2$  to  $v_3$  in  $G$  then there is a path from  $v_1$  to  $v_3$  in  $G$ .*

*Proof.* If there is a path from  $v_1$  to  $v_2$  and a path from  $v_2$  to  $v_3$  in  $G$  then these paths are also walks, so composing them gives a walk from  $v_1$  to  $v_3$  in  $G$ . Now by Proposition 1.16 there is a path from  $v_1$  to  $v_3$  in  $G$ , as needed.  $\square$

**Corollary 1.18.** *If  $G$  is a directed graph with vertex set  $V(G)$  and  $G'$  is a switching network for directed connectivity on  $V(G)$ , then  $G'$  accepts the input graph  $G$  if and only if there is a walk  $W'$  in  $G'$  from  $s'$  to  $t'$  whose edges are all consistent with the input graph  $G$ .*

## 2. SWITCHING-AND-RECTIFIER NETWORKS, BRANCHING PROGRAMS, SWITCHING NETWORKS, AND SPACE COMPLEXITY

In this section, we present some background material on switching-and-rectifier networks, branching programs, switching networks, and space complexity. Although the results in this section are not needed to understand the rest of the paper and are not new, we include them for the sake of completeness. For our purposes, the most important result in this section is Theorem 2.10, which implies that we can prove lower space bounds by proving lower size bounds on switching networks.

**2.1. Switching-and-rectifier networks and non-deterministic space complexity.** We begin by defining switching-and-rectifier networks and showing how they capture non-deterministic space complexity. The following definition is from Razborov [15]:

**Definition 2.1.** *A switching-and-rectifier network is a tuple  $\langle G, s, t, \mu \rangle$  where  $G$  is a directed multi-graph with distinguished vertices  $s, t$  and  $\mu$  is a labeling function that associates with some edges  $e \in E(G)$  a label  $\mu(e)$  of the form  $x_i = 1$  or  $x_i = 0$  for some  $i$  between 1 and  $n$ . We say that this network computes the function  $f : \{0, 1\}^n \rightarrow \{0, 1\}$ , where  $f(x) = 1$  if and only if there is a path from  $s$  to  $t$  such that each edge of this path either has no label or has a label that is consistent with  $x$ .*

*We take the size of a switching-and-rectifier network to be  $|V(G)|$ , and for a function  $f : \{0, 1\}^n \rightarrow \{0, 1\}$ , we define  $rs(f)(n)$  to be size of the smallest switching-and-rectifier network computing  $f$ .*

**Theorem 2.2.** *If  $f \in NSPACE(g(n))$  where  $g(n)$  is at least logarithmic in  $n$ , then  $rs(f)(n)$  is at most  $2^{O(g(n))}$*

*Proof.* Let  $T$  be a non-deterministic Turing machine with a read/write tape and an input tape computing  $f$  using  $g(n)$  space. To create the corresponding switching-and-rectifier network, first create a vertex  $v_j$  for each possible configuration  $c_j$  of  $T$ , where a configuration includes the state of the Turing machine, where the Turing machine head is on the input tape, where the Turing machine head is on the read/write tape, and all of the bits on the read/write tape. Now add edges in the following way:

For each configuration  $c_{j_1}$  of  $T$ , the head on the input tape is on some bit  $x_i$ . All information except for the input is included in the configuration and the Turing machine  $T$  only sees the bit  $x_i$ , so which configurations  $T$  can go to next depends only on  $x_i$ . For each other configuration  $c_{j_2}$  of  $T$ , add an edge from  $v_{j_1}$  to  $v_{j_2}$  with

no label if the  $T$  can go from  $c_{j_1}$  to  $c_{j_2}$  regardless of the value of  $x_i$  and add an edge from  $v_{j_1}$  to  $v_{j_2}$  with label  $x_i = v_i$  if  $T$  can go from  $c_{j_1}$  to  $c_{j_2}$  if and only if  $x_i = v_i$ , where  $v_i \in \{0, 1\}$ .

After we have added all of these edges, we obtain our switching-and-rectifier network by merging all vertices corresponding to an accepting configuration into one vertex  $t$ . It is easily verified that the resulting switching-and-rectifier network computes  $f$ .

Now we just need to bound the size of this switching-and-rectifier network. There are a constant number of states of  $T$ , there are  $2^{g(n)}$  possibilities for what is written on the read/write tape, there are  $n$  possibilities for where the head is on the input tape and there are  $g(n)$  possibilities for where the head is on the read/write tape. Thus, there are at most  $2^{O(g(n))}$  possible configurations of  $T$  which implies that this switching-and-rectifier network has size at most  $2^{O(g(n))}$ , as needed.  $\square$

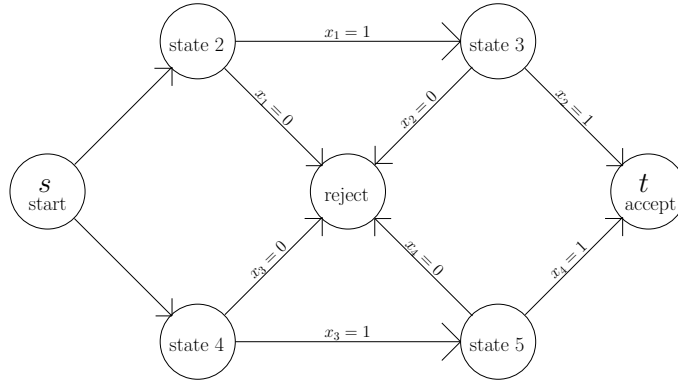


FIGURE 5. In this figure, we have the switching-and-rectifier network obtained by applying the construction in the proof of Theorem 2.2 to the following non-deterministic program (where the configurations are just the states of the program):

Start state: Go to either state 2 or state 4

State 2: Look at  $x_1$ . If  $x_1 = 0$ , reject. If  $x_1 = 1$ , go to state 3

State 3: Look at  $x_2$ . If  $x_2 = 0$ , reject. If  $x_2 = 1$ , accept

State 4: Look at  $x_3$ . If  $x_3 = 0$ , reject. If  $x_3 = 1$ , go to state 5

State 5: Look at  $x_4$ . If  $x_4 = 0$ , reject. If  $x_4 = 1$ , accept

Both the program and the switching-and-rectifier network compute the function

$$f(x_1, x_2, x_3, x_4) = (x_1 \wedge x_2) \vee (x_3 \wedge x_4)$$

**Proposition 2.3.** *Directed connectivity can be solved non-deterministically in logarithmic space.*

*Proof.* It is easily verified that the following algorithm (which just takes a random walk from  $s$ ) solves directed connectivity non-deterministically in logarithmic space:

1. Start at  $s$
2. Keep track of the current location  $v$ , the destination  $t$ , and the number of steps taken so far. At each point, choose randomly where to go next. If we ever arrive at  $t$ , accept. If we get stuck or take at least  $|V(G)|$  steps without reaching  $t$ , then reject.  $\square$

**Remark 2.4.** *Looking at the construction in the proof of Theorem 2.2, determining whether a given edge in the switching-and-rectifier network is there or not and what its label is can be computed by unbounded fan-in circuits of constant depth (where the depth needed depends on the Turing machine  $T$ ). This implies that the directed connectivity problem is NL-hard with respect to  $AC^0$  reductions. By Proposition 2.3, directed*

connectivity is itself in NL so this gives a proof that the directed connectivity problem is NL-complete with respect to  $AC^0$  reductions.

**Remark 2.5.** Taken together, Theorem 2.2 and Proposition 2.3 imply that there is a very close connection between the amount of space needed to compute a function  $f$  non-deterministically and  $rs(f)(n)$ . Theorem 2.2 says that if  $f \in NSPACE(g(n))$  where  $g(n)$  is at least logarithmic in  $n$ , then  $rs(f)(n)$  is at most  $2^{O(g(n))}$ . Conversely, Proposition 2.3 implies that if the switching-and-rectifier networks for  $f$  can be constructed easily and uniformly, which is often the case for the functions we want to analyze, then  $f$  can be computed non-deterministically in at most  $O(\lg(rs(f)(n)))$  space. If so, then the amount of space needed to compute  $f$  non-deterministically is  $\Theta(\lg(rs(f)(n)))$ .

**2.2. Branching programs, switching networks, and deterministic space complexity.** We now define branching programs and switching networks and show how they capture deterministic space complexity. The following definitions are from Razborov [15]:

**Definition 2.6.** A branching program is a switching-and-rectifier network  $\langle G, s, t, \mu \rangle$  which satisfies the following conditions:

1.  $G$  is acyclic
2. Every vertex either has outdegree 0 or 2. For each vertex with outdegree 2, one edge has label  $x_i = 0$  and the other edge has label  $x_i = 1$  for some  $i$ .
3.  $t$  has outdegree 0.

We take the size of a branching program to be  $|V(G)|$ , and for a function  $f : \{0, 1\}^n \rightarrow \{0, 1\}$ , we define  $b(f)(n)$  to be size of the smallest branching program computing  $f$ .

**Definition 2.7.** A switching network is a tuple  $\langle G', s', t', \mu' \rangle$  where  $G'$  is an undirected multi-graph with distinguished vertices  $s', t'$  and  $\mu'$  is a labeling function that associates with each edge  $e' \in E(G')$  a label  $\mu(e')$  of the form  $x_i = 1$  or  $x_i = 0$  for some  $i$  between 1 and  $n$ . We say that this network computes the function  $f : \{0, 1\}^n \rightarrow \{0, 1\}$ , where  $f(x) = 1$  if and only if there is a path from  $s'$  to  $t'$  such that each edge of this path has a label that is consistent with  $x$ .

We take the size of a switching network to be  $|V(G')|$ , and for a function  $f : \{0, 1\}^n \rightarrow \{0, 1\}$ , we define  $s(f)(n)$  to be size of the smallest switching network computing  $f$ .

**Remark 2.8.** Note that switching networks are the same as switching-and-rectifier networks except that all edges are now undirected and we cannot have edges with no label. However, allowing edges with no label does not increase the power of switching networks, as we can immediately contract all such edges to obtain a smaller switching network computing the same function where each edge is labeled. Also, note that switching networks solving directed connectivity are just switching networks which take the adjacency matrix of a directed graph  $G$  as input and compute the directed connectivity function  $f$  where  $f(G) = 1$  if there is a path from  $s$  to  $t$  in  $G$  and 0 otherwise.

**Theorem 2.9.** If  $f \in DSPACE(g(n))$  where  $g(n)$  is at least logarithmic in  $n$ , then  $b(f)(n)$  is at most  $2^{O(g(n))}$ .

*Proof sketch:* If we treat the Turing machine as non-deterministic and take the switching-and-rectifier network given by the construction in the proof of Theorem 2.2, it is easily verified that this switching-and-rectifier network will satisfy conditions 2 and 3 of Definition 2.6 but may not satisfy condition 1. To ensure that condition 1 of Definition 2.6 is satisfied as well, we can modify the construction in the proof of Theorem 2.2 so that each vertex gives the Turing machine configuration as well as the number of steps the Turing machine has taken so far. This eliminates all possible directed cycles and it can be verified that this does not make the switching-and-rectifier network too much larger.  $\square$

**Theorem 2.10.** If  $f \in DSPACE(g(n))$  where  $g(n)$  is at least logarithmic in  $n$ , then  $s(f)(n)$  is at most  $2^{O(g(n))}$ .

*Proof.* First treat the Turing machine as non-deterministic and take the switching-and-rectifier network given by the construction in the proof of Theorem 2.2. Now note that for a given input  $x$ , since the Turing machine is deterministic, each vertex has at most one edge going out from it. This means that  $G$  has the structure of a forest where the root of each tree is either  $t$ , a vertex corresponding to a rejecting configuration, or a directed cycle. But then whether or not there is a path from  $s$  to  $t$  is unaffected by making all of the edges undirected. Thus, we can obtain a switching network that computes  $f$  simply by making all of the edges of this switching-and-rectifier network undirected. The result follows immediately.  $\square$

**Proposition 2.11.** *If we take a branching program and make all of its edges undirected, we will obtain a switching network computing the same function.*

*Proof.* This can be proved using the same logic that was used in the proof of Theorem 2.10.  $\square$

**Corollary 2.12.** *For any function  $f : \{0, 1\}^n \rightarrow \{0, 1\}$ ,  $s(f)(n) \leq b(f)(n)$ .*

**Remark 2.13.** *Looking at the construction in the proof of Theorem 2.10, determining whether a given edge in the switching network is there or not and what its label is can be computed by unbounded fan-in circuits of constant depth (where the depth needed depends on the Turing machine  $T$ ). This implies that the directed connectivity problem is  $L$ -hard with respect to  $AC^0$  reductions. Reingold [16] proved that undirected connectivity is itself in  $L$  so this gives a proof that the undirected connectivity problem is  $L$ -complete with respect to  $AC^0$  reductions.*

**Remark 2.14.** *Taken together, Theorem 2.9, Theorem 2.10, Proposition 2.12, and Reingold's logspace algorithm for undirected connectivity [16] imply that there is a very close connection between the amount of space needed to compute a function  $f$  deterministically,  $b(f)(n)$ , and  $s(f)(n)$ . Theorems 2.9 and 2.10 say that if  $f \in SPACE(g(n))$  where  $g(n)$  is at least logarithmic in  $n$ , then  $b(f)(n)$  and  $s(f)(n)$  are both at most  $2^{O(g(n))}$ . Conversely, Reingold's result implies that if the switching networks for  $f$  can be constructed easily and uniformly, which is often the case for the functions we want to analyze, then  $f$  can be computed deterministically in at most  $O(\lg(s(f)(n)))$  space which by Proposition 2.12 is at most  $O(\lg(b(f)(n)))$  space. If so, then the amount of space needed to compute  $f$  deterministically is  $\Theta(\lg(s(f)(n)))$ , which is also  $\Theta(\lg(b(f)(n)))$ .*

**Corollary 2.15.** *If there are no switching networks of polynomial size solving directed connectivity, then  $L \neq NL$ .*

*Proof.* This follows immediately from Theorem 2.10 and Proposition 2.3.  $\square$

### 3. CERTAIN-KNOWLEDGE SWITCHING NETWORKS

In this section, we introduce certain-knowledge switching networks, a subclass of monotone switching networks for directed connectivity where we can assign each vertex  $v' \in V(G')$  a simple state of knowledge and there are simple reversible rules for moving from one state of knowledge to another. We then prove upper and lower bounds on the size of certain-knowledge switching networks, showing that certain-knowledge switching networks can match the performance of Savitch's algorithm and this is tight.

We begin with the following definitions:

**Definition 3.1.** *If  $V(G)$  is a set of vertices with distinguished vertices  $s, t$ , a knowledge set  $K$  for  $V(G)$  is a directed graph with  $V(K) = V(G)$ . For simplicity, we represent  $K$  by the set  $E(K)$  of its edges.*

*Conversely, given a set  $E$  of edges between distinct vertices in  $V(G)$ , let  $K_E$  be the knowledge set represented by  $E$ , i.e.  $E(K_E) = E$ .*

*Given a knowledge set  $K$  for  $V(G)$ , define the transitive closure  $\bar{K}$  of  $K$  as follows:*

*If there is no path from  $s$  to  $t$  in  $K$ , then  $\bar{K} = \{v_1 \rightarrow v_2 : v_1 \neq v_2, \text{ there is a path from } v_1 \text{ to } v_2 \text{ in } K\}$ .*

*If there is a path from  $s$  to  $t$  in  $K$ , then  $\bar{K}$  is the complete directed graph on  $V(G)$ .*

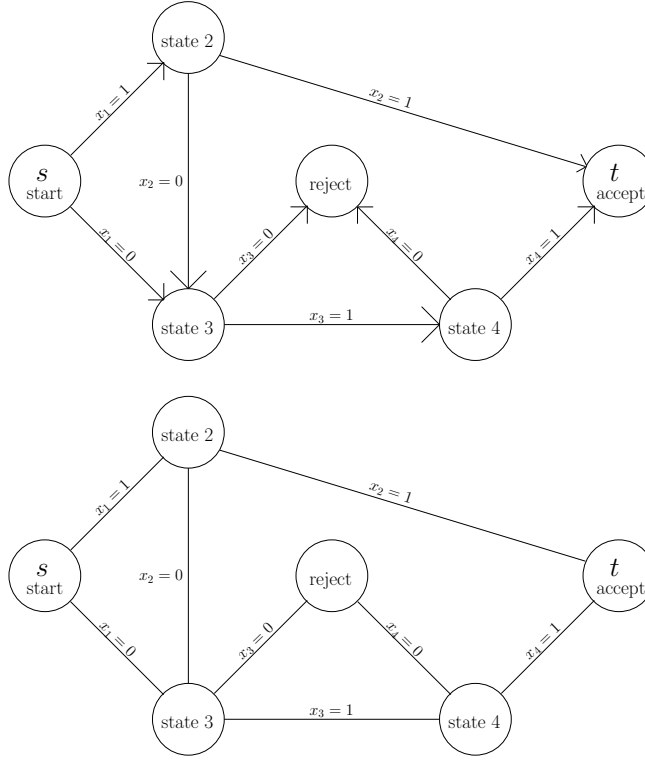


FIGURE 6. Above, we have the switching-and-rectifier network obtained by applying the construction in the proof of Theorem 2.2 to the following deterministic program (where the configurations are just the states of the program):

Start state: Look at  $x_1$ . If  $x_1 = 0$ , go to state 3. If  $x_1 = 1$ , go to state 2

State 2: Look at  $x_2$ . If  $x_2 = 0$ , go to state 3. If  $x_2 = 1$ , accept

State 3: Look at  $x_3$ . If  $x_3 = 0$ , reject. If  $x_3 = 1$ , go to state 4

State 4: Look at  $x_4$ . If  $x_4 = 0$ , reject. If  $x_4 = 1$ , accept

Note that this switching-and-rectifier network is also a branching program. Below, we have the switching network obtained by making all the edges of this switching-and-rectifier network undirected.

The program, the branching program, and the switching network all compute the function  $f(x_1, x_2, x_3, x_4) = (x_1 \wedge x_2) \vee (x_3 \wedge x_4)$ .

We use the transitive closure to define a partial order on knowledge sets for  $V(G)$ . We say  $K_1 \leq K_2$  if  $E(\bar{K}_1) \subseteq E(\bar{K}_2)$  and we say  $K_1 \equiv K_2$  if  $E(\bar{K}_1) = E(\bar{K}_2)$ .

The following proposition says that the relations  $\leq$  and  $\equiv$  satisfy the axioms for partial orders.

**Proposition 3.2.** *If  $K_1, K_2, K_3$  are knowledge sets for  $V(G)$ , then*

1.  $K_1 \leq K_1$  (reflexivity)
2. If  $K_1 \leq K_2$  and  $K_2 \leq K_1$  then  $K_1 \equiv K_2$  (antisymmetry)
3. If  $K_1 \leq K_2$  and  $K_2 \leq K_3$  then  $K_1 \leq K_3$  (transitivity)

**Proposition 3.3.** *For any knowledge set  $K$  for  $V(G)$ ,  $\bar{K} \equiv K$ , i.e.  $E(\bar{\bar{K}}) = E(\bar{K})$ . If  $K_1, K_2$  are knowledge sets for  $V(G)$  and  $E(K_1) \subseteq E(K_2)$  then  $K_1 \leq K_2$*

*Proof.* The first part follows immediately from Corollary 1.17 and the second part follows from the definition.  $\square$

**Remark 3.4.** A knowledge set  $K$  for  $V(G)$  represents knowledge about the directed graph  $G$ . In particular, if the edge  $v_1 \rightarrow v_2$  is in  $K$ , this represents knowing that either there is a path from  $v_1$  to  $v_2$  in  $G$  or there is a path from  $s$  to  $t$  in  $G$ , so for the purpose of trying to show that there is a path from  $s$  to  $t$  in  $G$  we may assume that there is a path from  $v_1$  to  $v_2$  in  $G$ .

If there is no path from  $s$  to  $t$  in  $K$  then by Corollary 1.17  $K$  and  $\bar{K}$  both represent the knowledge that either there is a path from  $s$  to  $t$  in  $G$  or for each edge  $v_1 \rightarrow v_2$  in  $\bar{K}$  there is a path from  $v_1$  to  $v_2$  in  $G$ . If there is a path from  $s$  to  $t$  in  $K$  then both  $K$  and  $\bar{K}$  represent the knowledge that there is a path from  $s$  to  $t$  in  $G$ . Thus, in both cases  $K$  and  $\bar{K}$  represent exactly the same knowledge about  $G$ .

**Caution 3.5.** The statement  $K_1 \leq K_2$  does not imply that every edge in  $K_1$  is in  $K_2$ . For example, see Figure 7 below. It is best to think of the statement  $K_1 \leq K_2$  as saying that the knowledge  $K_1$  represents is included in the knowledge  $K_2$  represents.

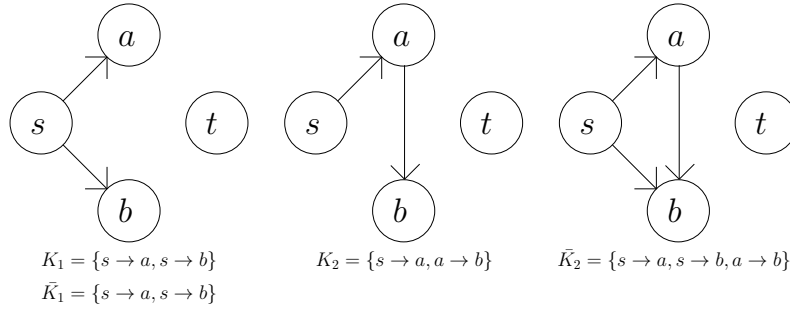


FIGURE 7. In this figure, we have the two knowledge sets  $K_1 = \{s \rightarrow a, s \rightarrow b\}$  and  $K_2 = \{s \rightarrow a, a \rightarrow b\}$  as well as their transitive closures  $\bar{K}_1$  and  $\bar{K}_2$ . Note that  $E(\bar{K}_1) \subseteq E(\bar{K}_2)$ , so  $K_1 \leq K_2$  even though  $\{s \rightarrow a, s \rightarrow b\} \not\subseteq \{s \rightarrow a, a \rightarrow b\}$

**Definition 3.6.** If  $K_1, K_2$  are knowledge sets for  $V(G)$ , we define  $K_1 \cup K_2$  to be the knowledge set for  $V(G)$  with edges  $E(K_1) \cup E(K_2)$ . If  $K$  is a knowledge set for  $V(G)$  and  $E$  is a set of edges between distinct vertices of  $V(G)$ , we define  $K \cup E$  to be  $K \cup K_E$ .

The following proposition says that the  $\cup$  operation is in fact the least upper bound operation for the partially ordered set of knowledge sets for  $V(G)$ .

**Proposition 3.7.** Let  $K_1, K_2, K_3$  be knowledge sets for  $V(G)$ . If  $K_1 \leq K_3$  and  $K_2 \leq K_3$  then  $K_1 \cup K_2 \leq K_3$

*Proof.* If  $K_1 \leq K_3$  and  $K_2 \leq K_3$  then  $E(K_1) \subseteq E(\bar{K}_1) \subseteq E(\bar{K}_3)$  and  $E(K_2) \subseteq E(\bar{K}_2) \subseteq E(\bar{K}_3)$ , so  $E(K_1 \cup K_2) = E(K_1) \cup E(K_2) \subseteq E(\bar{K}_3)$ . Using Proposition 3.3, we have that  $K_1 \cup K_2 \leq \bar{K}_3 \equiv K_3$ , so  $K_1 \cup K_2 \leq K_3$ , as needed.  $\square$

We would like to label each vertex  $v'$  in a monotone switching network  $G'$  for directed connectivity on  $V(G)$  with a knowledge set  $K_{v'}$  for  $V(G)$ . In order for these labels to be meaningful, we must know that for any  $v'_1, v'_2 \in V(G')$  and  $v_1, v_2 \in V(G)$ , if we are at  $v'_1$  and use an edge with label  $v_1 \rightarrow v_2$  to reach vertex  $v'_2$ , then knowing that the edge  $v_1 \rightarrow v_2$  is in  $G$  and having the knowledge represented by  $K_{v'_1}$  is sufficient to give the knowledge represented by  $K_{v'_2}$ . This leads naturally to the following definition:

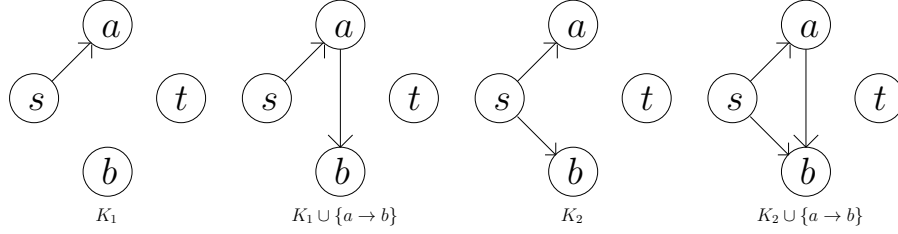


FIGURE 8. In this figure, we have the knowledge sets  $K_1 = \{s \rightarrow a\}$  and  $K_2 = \{s \rightarrow a, s \rightarrow b\}$  as well as the knowledge sets  $K_1 \cup \{a \rightarrow b\} = \{s \rightarrow a, a \rightarrow b\}$  and  $K_2 \cup \{a \rightarrow b\} = \{s \rightarrow a, s \rightarrow b, a \rightarrow b\}$ .

**Definition 3.8.** A certain-knowledge description of a monotone switching network  $G'$  for directed connectivity on  $V(G)$  is an assignment of a knowledge set  $K_{v'}$  for  $V(G)$  to each  $v' \in V(G')$ . We say a certain-knowledge description is valid if the following conditions hold:

1.  $K_{s'} \equiv \{\}$  and  $K_{t'} \equiv \{s \rightarrow t\}$ .
2. If there is an edge  $e'$  with label  $v_1 \rightarrow v_2$  between vertices  $v'_1$  and  $v'_2$  in  $G'$ , then  $K_{v'_2} \leq K_{v'_1} \cup \{v_1 \rightarrow v_2\}$  and  $K_{v'_1} \leq K_{v'_2} \cup \{v_1 \rightarrow v_2\}$

We say a monotone switching network for directed connectivity is a certain-knowledge switching network if there is a valid certain-knowledge description of it.

**Proposition 3.9.** All certain-knowledge switching networks are sound.

**Proposition 3.10.** The condition that  $K_{v'_2} \leq K_{v'_1} \cup \{v_1 \rightarrow v_2\}$  and  $K_{v'_1} \leq K_{v'_2} \cup \{v_1 \rightarrow v_2\}$  is equivalent to the condition that we can obtain  $K_{v'_2}$  from  $K_{v'_1}$  using only the following reversible operations on a knowledge set  $K$  for  $V(G)$ :

Operation 1: Add or remove  $v_1 \rightarrow v_2$ .

Operation 2: If  $v_3 \rightarrow v_4, v_4 \rightarrow v_5$  are both in  $K$  and  $v_3 \neq v_5$ , add or remove  $v_3 \rightarrow v_5$ .

Operation 3: If  $s \rightarrow t$  is in  $K$ , add or remove any edge except  $s \rightarrow t$ .

If this condition is satisfied, we say we can get from  $K_{v'_1}$  to  $K_{v'_2}$  with the edge  $v_1 \rightarrow v_2$ .

Similarly,  $K_1 \equiv K_2$  if and only if we can obtain  $K_2$  from  $K_1$  using only operations 2 and 3.

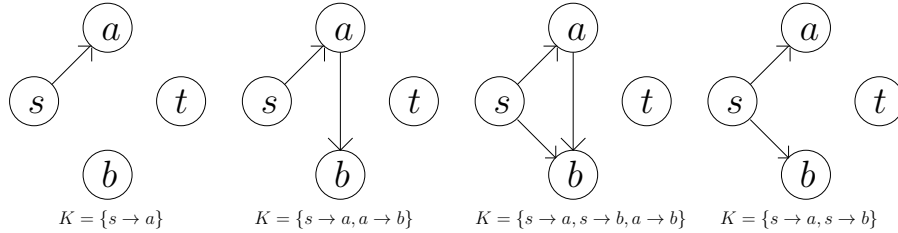


FIGURE 9. In this figure, we show how we can obtain  $K = \{s \rightarrow a, s \rightarrow b\}$  from  $K = \{s \rightarrow a\}$  using the operations in Proposition 3.10 with the edge  $a \rightarrow b$ . We first use operation 1 to add  $a \rightarrow b$  to  $K$ . We then use operation 2 to add  $s \rightarrow b$  to  $K$ . Finally, we use operation 1 to remove  $a \rightarrow b$  from  $K$ .

**Remark 3.11.** The operations in Proposition 3.10 are not a good starting point for definitions, but they are very effective for analyzing certain-knowledge switching networks solving directed connectivity. The reader would do very well to understand these operations thoroughly. In particular, note that each of these operations is reversible. This reflects the undirected nature of the switching network.

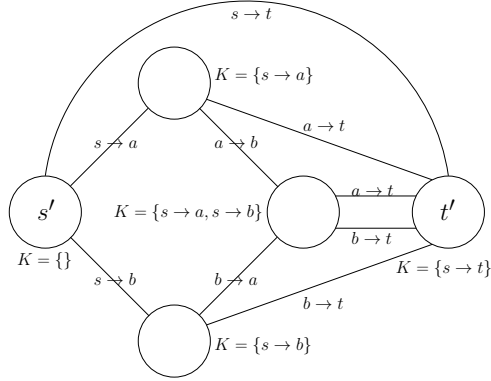


FIGURE 10. In this figure, we have a certain knowledge switching network  $G'$  solving directed connectivity on  $V(G) = \{s, t, a, b\}$  together with a valid certain-knowledge description for it.

**Definition 3.12.** Given a set of vertices  $V \subseteq V(G) \setminus \{s, t\}$ , define the knowledge set  $K_V$  for  $V(G)$  to be  $K_V = \cup_{v \in V} \{s \rightarrow v\}$

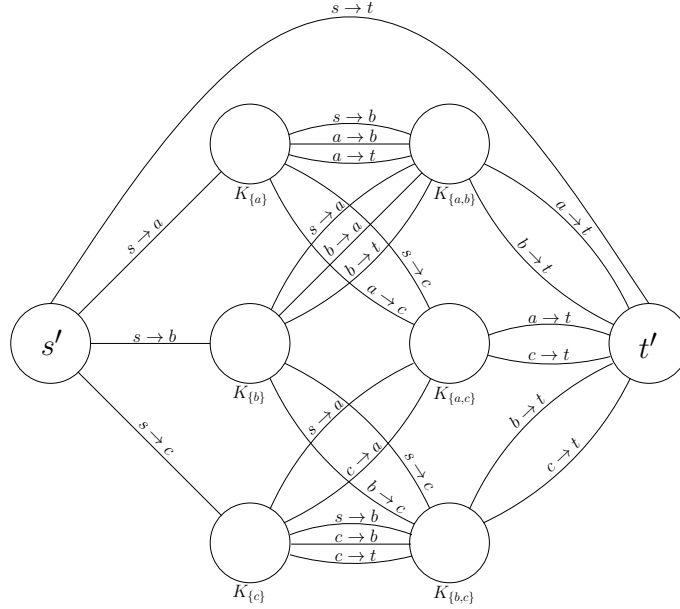


FIGURE 11. In this figure, we have a certain knowledge switching network  $G'$  solving directed connectivity on  $V(G) = \{s, t, a, b, c\}$  together with a valid certain-knowledge description for it.

**Definition 3.13.** Given a set of vertices  $V(G)$  with distinguished vertices  $s, t$ , let  $G'_c(V(G), m)$  be the certain-knowledge switching network with vertices  $t' \cup \{v'_V : V \subseteq V(G) \setminus \{s, t\}, |V| \leq m\}$  and all labeled edges allowed by condition 2 of Definition 3.8, where each  $v'_V$  has knowledge set  $K_V$ ,  $s' = v'_{\{s\}}$ , and  $K_{t'} = \{s \rightarrow t\}$ . Define  $G'_c(V(G)) = G'_c(V(G), |V(G)| - 2)$

**Example 3.14.** *The certain-knowledge switching network shown in Figure 10 is  $G'_c(\{s, t, a, b\}) = G'_c(\{s, t, a, b\}, 2)$ . The certain-knowledge switching network shown in Figure 11 is  $G'_c(\{s, t, a, b, c\}, 2)$ .*

**3.1. An upper bound on certain-knowledge switching networks.** While the certain-knowledge condition is restrictive, certain-knowledge switching networks nevertheless have considerable power. We now prove the following upper bound on certain-knowledge switching networks:

**Theorem 3.15.** *For all  $n \geq 2$  and  $l \geq 1$ ,  $c(\mathcal{P}_{n, \leq l}) \leq \sum_{j=1}^{\lceil \lg l \rceil} \binom{n-2}{j} + 2$*

*Proof.* Consider the switching network  $G' = G'_c(V(G), \lceil \lg l \rceil)$ .  $G'$  is a certain-knowledge switching network with  $|V(G')| = \sum_{j=1}^{\lceil \lg l \rceil} \binom{n-2}{j} + 2$ , so to prove the theorem it is sufficient to show that  $G'$  accepts all of the input graphs in  $\mathcal{P}_{n, \leq l}$ .

Using Corollary 1.18, to show that  $G'$  accepts all of the input graphs in  $\mathcal{P}_{n, \leq l}$  it is necessary and sufficient to show that for any input graph  $G$  in  $\mathcal{P}_{n, \leq l}$  there is a walk  $W'$  in  $G'$  from  $s'$  to  $t'$  in  $G'$  using only the edges of  $G$  (i.e. all of the labels of the edges of  $W'$  are edges in  $G$ ).

Consider any input graph  $G$  in  $\mathcal{P}_{n, \leq l}$ .  $G$  contains some path  $s \rightarrow v_1 \rightarrow \cdots \rightarrow v_{k_1} \rightarrow t$  and no other edges, where  $k_1 \leq l - 1$ . Let  $v_0 = s$  and let  $v_{k_1+1} = t$ . We will show that there is a walk  $W'$  in  $G'$  from  $s'$  to  $t'$  in  $G'$  using only the edges of  $G$ .

**Proposition 3.16.** *If  $i = 0$  or  $v_i \subseteq V$  and  $0 < i < k_1$  then it is possible to get from  $K_V$  to  $K_{V \cup \{v_{i+1}\}}$  with the edge  $v_i \rightarrow v_{i+1}$ . If  $v_{k_1} \in V$  then it is possible to get from  $K_V$  to  $K_{t'}$  with the edge  $v_{k_1} \rightarrow t$ .*

**Corollary 3.17.** *If we can succeed at the following pebbling game then there is a walk from  $s'$  to  $t'$  in  $G'$  using only the edges of  $G$ . The game is as follows:*

*Pebbles can be placed on the vertices  $v_0, v_1, \dots, v_{k_1+1}$ . We start with a pebble on  $v_0$  and are allowed to use only the following type of move:*

*1. If there is a pebble on  $v_i$  we can add or remove a pebble on  $v_{i+1}$*

*We succeed if we can put a pebble on  $v_{k_1+1}$  without ever having more than  $\lceil \lg l \rceil$  pebbles on the internal vertices (vertices  $v_1, \dots, v_{k_1}$ ).*

**Remark 3.18.** *Note that after putting a pebble on  $v_{i+1}$  we do NOT remove the pebble on  $v_i$ . This is a key difference between this game and the JAG model.*

Let  $f(i)$  be the minimal number  $m$  such that we can place a pebble on  $v_i$  without ever having more than  $m$  pebbles on the vertices  $v_1, \dots, v_{i-1}$ .

Let  $g(i)$  be the minimal number  $m$  such that we can reach the state where there is a pebble on  $v_0$  and  $v_i$  and no other pebbles without ever having more than  $m$  pebbles on the vertices  $v_1, \dots, v_i$ .

We need to show that  $f(l) \leq \lceil \lg l \rceil$  for all  $l \geq 1$ . This follows immediately from the following lemma:

**Lemma 3.19.** *For all integers  $i \geq 1$ ,*

$$f(i) \leq \lceil \lg(i) \rceil$$

$$g(i) \leq \lceil \lg(i) \rceil + 1$$

*Proof.*

**Proposition 3.20.** *For all  $i \geq 1$ ,  $g(i) \leq f(i) + 1$*

*Proof.* We have a sequence of moves allowing us to place a pebble on  $v_i$  while placing at most  $f(i)$  pebbles on the vertices  $v_1, \dots, v_{i-1}$ . After completing this sequence, run the sequence in reverse except that we do not remove the pebble on  $v_i$ . When we are done, we only have pebbles on  $v_0$  and  $v_i$  and at all times we have at most  $f(i) + 1$  pebbles on the vertices  $v_1, \dots, v_i$ , as needed.  $\square$

**Proposition 3.21.** *For all  $i, j \geq 1$ ,  $f(i + j) \leq \max\{g(i), f(j) + 1\}$*

*Proof.* We first take a sequence of moves allowing us to reach the state where there are pebbles on  $v_0$  and  $v_i$  and no other pebbles without ever having more than  $g(i)$  pebbles on  $v_1, \dots, v_i$ . We then take the sequence of moves allowing us to put a pebble on  $v_j$  without ever having more than  $f(j)$  pebbles on  $v_1, \dots, v_{j-1}$  except that we shift the sequence of moves to the right by  $i$ . This sequence now allows us to start from the state where there are pebbles on  $v_0$  and  $v_i$  and no other pebbles and put a pebble on  $v_{i+j}$  without ever having a pebble on  $v_1, \dots, v_{i-1}$  or having more than  $f(j) + 1$  pebbles on  $v_i, \dots, v_{i+j-1}$ . Composing these two sequences of moves gives a sequence of moves putting a pebble on  $v_{i+j}$  while never having more than  $\max\{g(i), f(j) + 1\}$  pebbles on  $v_1, \dots, v_{i+j-1}$   $\square$

Applying Proposition 3.20 to Proposition 3.21 we obtain that for all  $i, j$ ,  $f(i + j) \leq \max\{f(i), f(j)\} + 1$ . Clearly  $f(1) = 0$  so we can easily show by induction that for all  $i \geq 1$ ,  $f(i) \leq \lceil \log(i) \rceil$ . Applying Proposition 3.20 again we obtain that for all  $i \geq 1$ ,  $g(i) \leq \lceil \log(i) \rceil + 1$ , as needed.  $\square$

 $\square$ 

**Remark 3.22.** *The switching network  $G' = G'_c(V(G), \lceil \lg l \rceil)$  is using the same idea as Savitch's algorithm. If this is not clear, it may be a good idea to go through the proof of Theorem 3.15 with an explicit example.*

**3.2. A lower size bound on certain-knowledge switching networks.** For proving lower size bounds, it is very useful to have a large collection of paths such that each pair of paths has very few vertices in common. Accordingly, we prove the following results:

**Lemma 3.23.** *If  $m, k_1, k_2$  are non-negative integers and there is a prime  $p$  such that  $k_2 < k_1 \leq p$  and  $m \geq pk_1$ , then there is a collection of  $p^{k_2+1}$  subsets of  $[0, m - 1]$  such that each pair of subsets has at most  $k_2$  elements in common.*

*Proof.* Take the map

$$\begin{aligned} \phi : [0, pk_1 - 1] &\rightarrow [0, k_1 - 1] \times Z_p \\ \phi(x) &= (\lfloor \frac{x}{p} \rfloor, (x \bmod p)) \end{aligned}$$

To obtain our collection, take the set of all polynomials in  $Z_p[x]$  of degree at most  $k_2$ . For each such polynomial  $f(x)$ , take the subset  $\{\phi^{-1}(x, f(x)), 0 \leq x < k_1\}$ . Since  $\phi$  is injective and surjective, each such subset of  $[0, m - 1]$  has  $k_1$  elements. If  $f_1$  and  $f_2$  are two distinct polynomials in  $Z_p[x]$  of degree at most  $k_2$ , then  $f_1 - f_2$  is a non-zero polynomial in  $Z_p[x]$  of degree at most  $k_2$ , so  $f_1 - f_2$  has at most  $k_2$  distinct roots in  $Z_p$ . Since  $k_1 \leq p$  there are at most  $k_2$   $x \in [0, k_1 - 1]$  such that  $f_1(x) = f_2(x)$ . Since  $\phi$  is injective, this implies that the subsets corresponding to  $f_1$  and  $f_2$  have at most  $k_2$  elements in common. There are  $p^{k_2+1}$  distinct polynomials of degree at most  $k_2$  in  $Z_p[x]$ , so we have  $p^{k_2+1}$  subsets of  $[0, m - 1]$  each pair of which has at most  $k_2$  elements in common, as needed.  $\square$

**Corollary 3.24.** *If  $n = |V(G)| \geq 4$  and  $k_1, k_2$  are non-negative integers with  $k_2 < k_1 \leq \sqrt{\frac{n}{2}}$  then there is a collection of at least  $(\frac{n}{2k_1})^{k_2+1}$  paths from  $s$  to  $t$  of length  $k_1 + 1$  on the vertices  $V(G)$  such that each pair of paths has at most  $k_2$  vertices in common (excluding  $s$  and  $t$ ).*

*Proof.* If we can take a prime  $p$  such that  $\frac{n}{2k_1} \leq p \leq \frac{n-2}{k_1}$  and  $k_1 \leq p$ , we have that  $k_2 < k_1 \leq p$  and  $n - 2 \geq pk_1$ , so the result follows by Lemma 3.23. Now note that if  $\frac{n}{2k_1} \leq p \leq \frac{n-2}{k_1}$ , since  $k_1 \leq \sqrt{\frac{n}{2}}$  we have that  $k_1^2 \leq \frac{n}{2}$  which implies that  $k_1 \leq \frac{n}{2k_1} \leq p$ . Thus, it is sufficient to find a prime  $p$  such that  $\frac{n}{2k_1} \leq p \leq \frac{n-2}{k_1}$ . By Bertrand's postulate, for any integer  $n > 3$  there is a prime  $p$  such that  $n < p < 2n - 2$ . This implies that for any real number  $r > 3$  there is a prime  $p$  such that  $r < \lceil r \rceil < p < 2\lceil r \rceil - 2 \leq 2\lceil r \rceil$  which implies that  $r \leq p \leq 2\lceil r \rceil - 1 \leq 2r - 1$ . If  $2 \leq r \leq 3$  then  $r \leq 3 \leq 2r - 1$  so for any real number  $r \geq 2$  there is a prime  $p$  such that  $r \leq p \leq 2r - 1$ .

If  $k_1 \geq 2$  then since  $n \geq 2k_1^2$  if we take  $r = \frac{n}{2k_1}$  we have that  $r = \frac{n}{2k_1} \geq k_1 \geq 2$  and  $\frac{n-2}{k_1} \geq \frac{n}{k_1} - 1 = 2r - 1$  so we can find a prime  $p$  such that  $\frac{n}{2k_1} \leq p \leq \frac{n-2}{k_1}$ , as needed.

Finally, if  $k_1 = 1$  and  $k_2 = 0$  then there are  $n - 2$  paths of length 2 from  $s$  to  $t$  using the vertices  $V(G)$  such that each pair of paths has no vertices except  $s$  and  $t$  in common. If  $n \geq 4$  then  $n - 2 \geq \frac{n}{2}$ , as needed.  $\square$

We now prove the following lower bound on certain-knowledge switching networks:

**Theorem 3.25.** *If  $n > l \geq 2$  and  $n \geq 2(l - 1)^2$ , then  $c(\mathcal{P}_{n,l}) \geq (\frac{n}{2(l-1)})^{\lceil \lg l \rceil}$*

We will first show that the result follows from the following lemma. We will then prove the lemma.

**Lemma 3.26.** *Let  $G'$  be a certain-knowledge switching network for directed connectivity on  $V(G)$  with a given valid certain-knowledge description. If  $P = \{s \rightarrow v_1, v_1 \rightarrow v_2, \dots, v_{l-1} \rightarrow t\}$  is a path of length  $l$  from  $s$  to  $t$  in  $G$ , any path  $P'$  in  $G'$  from  $s'$  to  $t'$  using only the edges of  $P$  must pass through at least one vertex  $a'$  such that  $K_{a'} \neq K_{t'}$  and the union of the endpoints of the edges in  $K_{a'}$  is a subset of  $\{s, v_1, v_2, \dots, v_{l-1}, t\}$  that contains at least  $\lceil \lg(l) \rceil$  of  $v_1, v_2, \dots, v_{l-1}$ .*

*Proof of Theorem 3.25 using Lemma 3.26.* If  $n = 3$  and  $l = 2$  the result is trivial. If  $n \geq \min\{4, 2(l - 1)^2\}$  and  $l \geq 2$ , then using Corollary 3.24 with  $k_1 = l - 1$  and  $k_2 = \lceil \lg l \rceil - 1$ , we have a collection of at least  $(\frac{n}{2k_1})^{k_2+1} = (\frac{n}{2(l-1)})^{\lceil \lg l \rceil}$  paths of length  $l$  from  $s$  to  $t$  on the set of vertices  $V(G)$  such that each pair of paths has at most  $k_2$  vertices in common (excluding  $s$  and  $t$ ). However, by Lemma 3.26, for any certain-knowledge switching network  $G'$  which accepts all of the input graphs in  $\mathcal{P}_{n,l}$ , we can associate a vertex in  $G'$  to each path in our collection and no two such paths can share the same vertex. Thus,  $|V(G')| \geq (\frac{n}{2(l-1)})^{\lceil \lg l \rceil}$ , as needed.  $\square$

*Proof of Lemma 3.26.* We begin by giving several useful definitions:

**Definition 3.27.** *Call the vertices  $L = \{v_1, \dots, v_{\lceil \frac{l-1}{2} \rceil}\}$  the left half of  $P$  and the vertices  $R = \{v_{\lceil \frac{l-1}{2} \rceil+1}, \dots, v_{l-1}\}$  the right half of  $P$ .*

**Definition 3.28.** *We say a knowledge set  $K$  for  $V(G)$  satisfies the lemma for the left half if  $K \neq K_{t'}$  and the union of the endpoints of the edges in  $K$  contains at least  $\lceil \lg l \rceil - 1$  of the vertices in  $L$ . We define satisfying the lemma for the right half in a similar way.*

**Definition 3.29.** *We say an edge  $e$  is left-jumping if it is of the form  $s \rightarrow r$  for some  $r \in R$ . We define a right-jumping edge in a similar way. Note that  $s \rightarrow t$  is not a left-jumping or right-jumping edge.*

**Definition 3.30.** *We say a knowledge set  $K$  for  $V(G)$  is left-crossing if  $K = K_{t'}$  or  $\bar{K}$  contains a left-jumping edge. We define a right-crossing knowledge set in a similar way.*

**Definition 3.31.** *We say a knowledge set  $K$  for  $V(G)$  is left-free if  $K \neq K_{t'}$  and the union of the endpoints of the edges in  $K$  does not contain any vertex in  $L$ . We define a right-free knowledge set in a similar way.*

We first give an informal version of the proof.

We prove this lemma by induction. Roughly speaking, we want to prove that we cannot go from  $K = K_{s'}$  to  $K = K_{t'}$  using the operations in Proposition 3.10 without first reaching a  $K$  which satisfies the lemma. To prove this, note that  $K_{t'}$  is both left-crossing and right-crossing. Thus, to reach  $K_{t'}$  it is necessary to reach a  $K$  which is both left-crossing and right-crossing.

The inductive hypothesis tells us that to obtain a left-crossing  $K$  we must first reach a knowledge set  $K$  that satisfies the lemma for the left half and is not left-crossing. If this  $K$  is not right-free, then it satisfies the lemma. If this  $K$  is right-free, then there are two cases. Either this  $K$  is right-crossing or it is not. If it is right-crossing, then it is both right-crossing and right-free. If it is not right-crossing, then we have no progress towards obtaining a right-crossing  $K$ .

From this, it follows that if we do not reach a  $K$  which satisfies the lemma, a  $K$  which is both right-crossing and right-free, or a  $K$  which is both left-crossing and left-free then we can never reach  $K_{t'}$ . The reason is that from the above, in order to obtain a left-crossing  $K$  we must first lose all progress towards obtaining

a right-crossing  $K$  and to obtain a right-crossing  $K$  we must first lose all progress towards obtaining a left-crossing  $K$ . Thus, we cannot obtain a  $K$  which is both left-crossing and right-crossing which implies that we can never reach  $K = K_{t'}$ .

Thus, to reach  $K = K_{t'}$  we must first reach a  $K$  which satisfies the lemma, a  $K$  which is both right-crossing and right-free, or a  $K$  which is both left-crossing and left-free. However, it is impossible to reach a  $K$  which is both left-crossing and left-free without first reaching a  $K$  which satisfies the lemma. The reason is that in order to have a  $K$  which is both left-crossing and left-free, we must have a left-jumping edge in  $K$ . To create such a left-jumping edge, we must have edges  $s \rightarrow v, v \rightarrow r$  in  $K$  for some  $v \in L, r \in R$  and then use operation 2 of Proposition 3.10. The inductive hypothesis tells us that to obtain these edges we must first reach a  $K$  which satisfies the lemma for the left half. This itself is not a problem. However, after obtaining the edges  $s \rightarrow v, v \rightarrow r$  and obtaining the left-jumping edge  $s \rightarrow r$  we must then remove the edges  $s \rightarrow v, v \rightarrow r$  from  $K$  so that  $K$  will be left-free. Removing these edges is just as difficult as obtaining them, so by the inductive hypothesis we must first reach a  $K$  which satisfies the lemma for the left half before reaching a  $K$  which is left-free. But then the left-jumping edge  $s \rightarrow r$  gives us one vertex in  $R$ , so this  $K$  satisfies the lemma, as needed.

Following similar logic, it is impossible to reach a  $K$  which is both right-crossing and right-free without first reaching a  $K$  which satisfies the lemma. Putting everything together, we deduce that it is impossible to reach  $K = K_{t'}$  without first reaching a  $K$  which satisfies the lemma.

We now make this argument rigorous:

First add all labeled edges allowed by condition 2 of Definition 3.8 to  $G'$ . Now note that the only way to introduce vertices besides  $s, t$ , and  $v_1, \dots, v_{l-1}$  is through operation 3 of Proposition 3.10. But if we ever at a point where we could use operation 3, then we could instead immediately go to  $t'$ . Thus, we may assume that we do not use operation 3, so we do not need to worry about any vertices in  $G$  except  $s, t$ , and  $v_1, \dots, v_{l-1}$ .

We now introduce several useful definitions:

**Definition 3.32.** *Define reducing to the left half as follows:*

1. *Make all vertices in  $R$  equal to  $t$ . This applies to the knowledge sets of all vertices in  $G'$ .*

*We define reducing to the right half in a similar way.*

**Proposition 3.33.** *If we reduce to either half,  $G'$  still satisfies both conditions of Definition 3.8.*

*A knowledge set  $K$  is left-crossing if and only if after reducing to the left half we have that  $K = K_{t'}$ . Similarly, a knowledge set  $K$  is right-crossing if and only if after reducing to the right half we have that  $K = K_{t'}$ .*

*If after reducing to either half some knowledge set  $K$  satisfies the lemma (with the length of  $P$  reduced accordingly), then it originally satisfied the lemma for that half.*

**Definition 3.34.** *Define projecting on the left half as follows:*

1. *Remove  $t'$  and all vertices with  $K = K_{t'}$  from  $G'$ .*

2. *For all vertices  $v' \in V(G')$ , if we can get from  $K_{v'}$  to  $K_{t'}$  with the edge  $v_1 \rightarrow v_2$ , then remove all edges with label  $v_1 \rightarrow v_2$  that are incident with  $v'$ .*

3. *Make all vertices in  $R$  equal to  $t$ . This applies to the knowledge sets of all vertices in  $G'$ .*

4. *For each knowledge  $K$ , if  $K$  contains the edge  $\{s \rightarrow t\}$  then remove it from  $K$ .*

*We define projecting on the right half in a similar way.*

**Proposition 3.35.** *If we project on either half,  $G'$  still satisfies condition 2 of Definition 3.8.*

*A knowledge set  $K$  is left-free if and only if after projecting on the left half we have that  $K = K_{s'}$ . Similarly, a knowledge set  $K$  is right-free if and only if after projecting on the right half we have that  $K = K_{s'}$ .*

**Remark 3.36.** *Reducing to the left half allows us to focus on the process of obtaining a left-crossing knowledge set. Projecting on the left-half allows us to focus on what information a knowledge set has that specifically*

*involves vertices in  $L$ .*

*We can make similar statements about reducing to the right half and projecting on the right half.*

We prove Lemma 3.26 by induction. If  $l \leq 2$  the result is trivial. Assume the lemma is true up to  $l - 1$ . We will show that it is impossible to have a path  $P'$  in  $G'$  from  $s'$  to a vertex  $v'_g$  such that  $K_{v'_g}$  satisfies any of the following three conditions unless  $P'$  passes through a vertex  $a'$  such that  $K_{a'}$  satisfies the lemma:

1.  $K_{v'_g} \equiv K_{t'}$ .
2.  $K_{v'_g}$  is both left-crossing and left-free.
3.  $K_{v'_g}$  is both right-crossing and right-free.

Assume there is a path  $P'$  in  $G'$  from  $s'$  to a vertex  $v'_g$  such that  $K_{v'_g}$  is of type 1 and  $P'$  does not pass through a vertex that satisfies the lemma or has a  $K$  of type 1, 2, or 3.

Let  $b'$  be the last vertex on  $P'$  before  $v'_g$  is reached such that  $b'$  either satisfies the lemma for the left half or  $b'$  satisfies the lemma for the right half.

We may assume without loss of generality that  $b'$  satisfies the lemma for the right half. If the original  $K_{b'}$  does not satisfy the lemma then the original  $K_{b'}$  is left-free. Now reduce to the left half. Now  $K_{b'} = \{s \rightarrow t\}$  or  $K_{b'} = \{\}$ . If  $K_{b'} = \{s \rightarrow t\}$ , then  $K_{b'}$  was originally of type 1 or 2. Contradiction. Thus, after reducing to the left half,  $K_{b'} = \{\}$ . But after reducing to the left half,  $K_{t'} = \{s \rightarrow t\}$ . By the inductive hypothesis, there must be a vertex  $a'$  on the path from  $b'$  to  $v'_g$  such that  $K_{a'}$  satisfies the lemma for the left half. But this contradicts the definition of  $b'$ . Contradiction.

The only case remaining is if  $b'$  does not exist. However, reducing to either half it is clear that this is impossible.

Thus, it is impossible to reach a vertex whose  $K$  is of type 1 without first going through a vertex that satisfies the lemma or has a  $K$  of type 1, 2, or 3.

Assume there is a path  $P'$  from  $s'$  to a vertex  $v'_g$  in  $G'$  with a  $K$  of type 2 that does not pass through a vertex that satisfies the lemma or has a  $K$  of type 1, 2, or 3.

$P'$  has the form  $s' \rightarrow v'_1 \rightarrow v'_2 \rightarrow \dots \rightarrow v'_{m-1} \rightarrow v'_g$  for some  $m$ . Let  $v'_0 = s'$  and let  $v'_m = v'_g$ . If we project on the left half and a vertex  $v'_i$  in  $P'$  is removed, this vertex had a  $K$  of type one. Contradiction. If an edge from  $v'_i$  to  $v'_{i+1}$  in this path is deleted, then we could have instead gone directly from  $v'_i$  to  $t'$ , which would give us a path from  $s'$  to  $t'$  that does not pass through a vertex that satisfies the lemma or a vertex which has a  $K$  of type 1, 2, or 3. From the above, this is impossible. Thus, the entire path is preserved when projecting on the left half.

We can start with  $K = K_{s'}$  and then go from each  $K_{v'_i}$  to  $K_{v'_{i+1}}$  using only operations 1 and 2 in Proposition 3.10. Choose one possible sequence of such operations and look at the last time where we add a left-jumping edge to  $K$  or remove a left-jumping edge from  $K$  without having a shorter left-jumping edge. Let  $s \rightarrow v_r$  be this left-jumping edge. We know that this is well-defined because  $K_{v'_g}$  has a left-jumping edge, so at some point we must have added or removed a left-jumping edge without having a shorter left-jumping edge. Note that the only way to add or remove a left-jumping edge is to use operation 2, so at this point we must have edges  $s \rightarrow v_l$  and  $v_l \rightarrow v_r$  in  $K$ , where  $r \in R$ . If  $s \rightarrow v_l$  is a left-jumping edge, then we have a shorter left-jumping edge. Thus,  $l \in L$ . At this point, if we project on the left half, we have a  $K$  that includes a path from  $s$  to  $t$ . This occurs in the middle of a transition between some vertices  $v'_i$  and  $v'_{i+1}$  using some edge  $v_j \rightarrow v_{j+1}$ , which implies that if we project on the left half, we can go from  $K_{v'_i}$  or  $K_{v'_{i+1}}$  to  $K_{t'}$  using the edge  $v_j \rightarrow v_{j+1}$ . Let  $b' = v'_{j+1}$ .  $b' \neq v'_g$  as  $l \geq 3$  so when we project to the left half we cannot get from  $K_{s'}$  to  $K_{t'}$  using only a single edge.

Projecting on the left half,  $K_{v'_g} = \{\}$  and we can get from  $K_{b'}$  to  $K_{t'}$  with the edge  $v_j \rightarrow v_{j+1}$ . By the inductive hypothesis, there must be a vertex  $a'$  (which may be equal to  $b'$  but cannot equal  $v'_g$ ) on  $P'$  from  $v'_g$  to  $b'$  such that  $K_{a'}$  satisfies the lemma for the left half.

Since once we reach  $b'$  we never remove the shortest left-jumping edge that we have and  $K_{v'_g}$  has a left-jumping edge, all vertices from  $b'$  onwards also have at least one left-jumping edge. This implies that  $a'$

satisfies the lemma.

Thus, it is impossible to reach a vertex whose  $K$  is of type 2 without first reaching a vertex that satisfies the lemma or has a  $K$  of type 1, 2, or 3. Similar logic applies if we want to get to a  $K$  of type 3, and this completes the proof.  $\square$

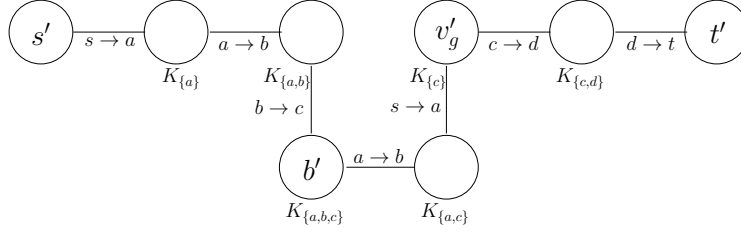


FIGURE 12. An example of a possible path  $P'$  in  $G'$  from  $s'$  to  $t'$  using only the edges  $s \rightarrow a$ ,  $a \rightarrow b$ ,  $b \rightarrow c$ ,  $c \rightarrow d$ , and  $d \rightarrow t$ . In this example, if we project on the left half,  $K_{v'_g} = \{\}$  and  $K_{b'} = \{s \rightarrow a, s \rightarrow b\}$ , and we can get from  $K_{b'}$  to  $K = \{s \rightarrow t\}$  with the edge  $b \rightarrow c$  (as  $c = t$ ). Also note that in this example,  $a' = b'$  and for every  $v'$  in the path between  $b'$  and  $v'_g$ ,  $K_{v'}$  includes the left-jumping edge  $s \rightarrow c$ .

**3.3. Simplified bounds on certain-knowledge switching networks.** We now use Theorems 3.15 and 3.25 to prove Theorems 1.12 and 1.13.

**Theorem 1.12.** *If  $n > l \geq 2$  and  $n \geq 2(l-1)^2$  then  $(\frac{n}{2(l-1)})^{\lceil \lg l \rceil} \leq c(\mathcal{P}_{n,l}) \leq c(\mathcal{P}_{n,\leq l}) \leq n^{\lceil \lg l \rceil}$*

*Proof.* The lower bound is just Theorem 3.25. To prove the upper bound, note that by Theorem 3.15 we have that  $c(\mathcal{P}_{n,\leq l}) \leq \sum_{j=1}^{\lceil \lg l \rceil} \binom{n-2}{j} + 2$ .

Now if  $k, m$  are positive integers, imagine choosing an element from the set  $\{1, \dots, m, \emptyset\}$   $k$  times and taking the union of all the elements chosen. Any subset of  $[1, m]$  with at most  $k$  elements can be chosen in this way so we have that  $\sum_{j=0}^k \binom{m}{j} \leq (m+1)^k$ . Thus,  $\sum_{j=1}^k \binom{m}{j} \leq (m+1)^k - 1$ .

Taking  $m = n-2$  and  $k = \lceil \lg l \rceil$  we have that  $\sum_{j=1}^{\lceil \lg l \rceil} \binom{n-2}{j} + 2 \leq (n-1)^{\lceil \lg l \rceil} + 1 \leq n^{\lceil \lg l \rceil}$ , as needed.  $\square$

**Theorem 1.13.** *The minimum size of a certain-knowledge switching network solving directed connectivity on  $n$  vertices is  $n^{\Theta(\lg n)}$ . In particular, for all  $n \geq 2$ ,  $n^{\frac{1}{4} \lg n - \frac{1}{2}} \leq c(\mathcal{P}_n) \leq n^{\lg n + 1}$*

*Proof.* The upper bound follows immediately from the upper bound of Theorem 1.12, so we just need to prove the lower bound. If  $n = 2$  the result is trivial. If  $n \geq 3$  then taking  $l = \lceil \sqrt{\frac{n}{2}} \rceil$  by Theorem 3.25 we have that  $c(\mathcal{P}_n) \geq c(\mathcal{P}_{n,l}) \geq (\frac{n}{2(l-1)})^{\lceil \lg l \rceil} \geq (\frac{n}{2\sqrt{\frac{n}{2}}})^{\lg(\sqrt{\frac{n}{2}})} = \frac{n^{\frac{1}{4} \lg n - \frac{1}{4}}}{2^{\frac{1}{4} \lg n - \frac{1}{4}}} \geq \frac{n^{\frac{1}{4} \lg n - \frac{1}{4}}}{2^{\frac{1}{4} \lg n}} = n^{\frac{1}{4} \lg n - \frac{1}{2}}$   $\square$

**Remark 3.37.** *As noted in Remark 2.14, a size bound of  $\Theta(s(n))$  on switching networks solving a problem roughly corresponds to a space bound of  $\Theta(\lg(s(n)))$  on algorithms solving that problem. Thus, the size bounds of Theorems 1.12 and 1.13 correspond to a space bound of  $\Theta(\lceil \lg l \rceil \lg n)$  for finding all paths of length at most  $l$  and a space bound of  $\Theta((\lg n)^2)$  for finding all paths, which is exactly the performance of Savitch's algorithm.*

## 4. ELEMENTARY RESULTS ON MONOTONE SWITCHING NETWORKS FOR DIRECTED CONNECTIVITY

While certain-knowledge switching networks are the easiest to analyze, not every sound monotone switching network for directed connectivity is a certain-knowledge switching network. For example, the monotone switching networks solving directed connectivity shown in Figures 1 and 13 are not certain-knowledge switching networks. The reason is that at the vertices in these switching networks, a depth-1 monotone formula (only ANDs) is insufficient to describe our knowledge about  $G$ . Instead, we need a depth-2 monotone formula (ORs of ANDs).

In this section, we analyze general sound monotone switching networks for directed connectivity. We define a knowledge description which generalizes the certain-knowledge description of Definition 3.8 and can be applied to any sound monotone switching network for directed connectivity. We then give a useful simplification of monotone switching networks solving directed connectivity that can be accomplished by increasing the size of the switching network by a factor of at most  $n$ . Finally, we prove Theorem 4.12, showing that in some sense sound monotone switching networks for directed connectivity can be reduced to certain-knowledge switching networks. This reduction will play a key role in Section 6.

**Definition 4.1.** *If  $V(G)$  is a set of vertices with distinguished vertices  $s, t$ , a state of knowledge  $J$  for  $V(G)$  is a set  $\{K_1, \dots, K_m\}$  of knowledge sets for  $V(G)$ . We define a partial order on states of knowledge for  $V(G)$  as follows. If  $J_1 = \{K_{11}, K_{12}, \dots, K_{1m_1}\}$  and  $J_2 = \{K_{21}, K_{22}, \dots, K_{2m_2}\}$  are states of knowledge for  $V(G)$ , we say that  $J_1 \leq J_2$  if for every  $j$  there exists a  $i$  such that  $K_{1i} \leq K_{2j}$  and we say that  $J_1 \equiv J_2$  if  $J_1 \leq J_2$  and  $J_2 \leq J_1$ .*

The following proposition says that the relations  $\leq$  and  $\equiv$  satisfy the axioms for partial orders.

**Proposition 4.2.** *If  $J_1, J_2, J_3$  are states of knowledge sets for  $V(G)$ , then*

1.  $J_1 \leq J_1$  (reflexivity)
2. If  $J_1 \leq J_2$  and  $J_2 \leq J_1$  then  $J_1 \equiv J_2$  (antisymmetry)
3. If  $J_1 \leq J_2$  and  $J_2 \leq J_3$  then  $J_1 \leq J_3$  (transitivity)

**Remark 4.3.** *The state of knowledge  $J = \{K_1, \dots, K_m\}$  represents knowing that either the paths represented by the edges in  $K_1$  are in  $G$  OR the paths represented by the edges in  $K_2$  are in  $G$  OR  $\dots$  OR the paths represented by the edges in  $K_m$  are in  $G$ . Thus,  $J$  is characterized by its least informative  $K$ . The condition for  $J_1 \leq J_2$  ensures that  $J_2$  represents at least as much information about  $G$  as  $J_1$ .*

**Definition 4.4.** *If  $J_1 = \{K_{11}, K_{12}, \dots, K_{1m_1}\}$  and  $J_2 = \{K_{21}, K_{22}, \dots, K_{2m_2}\}$  are states of knowledge, we define  $J_1 \cup J_2 = \{K_{1i} \cup K_{2j} : i \in [1, m_1], j \in [1, m_2]\}$ .*

*If  $J = \{K_1, \dots, K_m\}$  is a knowledge set and  $E$  is a set of edges, we define  $J \cup E$  to be  $J \cup \{K_E\} = \{K_1 \cup E, \dots, K_m \cup E\}$ .*

The following proposition says that the  $\cup$  operation is in fact the least upper bound operation for the partially ordered set of knowledge sets for  $V(G)$ .

**Proposition 4.5.** *Let  $J_1, J_2, J_3$  be states of knowledge for  $V(G)$ . If  $J_1 \leq J_3$  and  $J_2 \leq J_3$  then  $J_1 \cup J_2 \leq J_3$*

*Proof.* We may write  $J_1 = \{K_{11}, K_{12}, \dots, K_{1m_1}\}$ ,  $J_2 = \{K_{21}, K_{22}, \dots, K_{2m_2}\}$ , and  $J_3 = \{K_{31}, K_{32}, \dots, K_{3m_3}\}$ . If  $J_1 \leq J_3$  and  $J_2 \leq J_3$  then for all  $k$  there exist  $i, j$  such that  $K_{1i} \leq K_{3k}$  and  $K_{2j} \leq K_{3k}$ . Now by Proposition 3.7 we have that  $K_{1i} \cup K_{2j} \leq K_{3k}$ . Looking at the definitions, this implies that  $J_1 \cup J_2 \leq J_3$ , as needed.  $\square$

**Definition 4.6.** *A knowledge description of a monotone switching network for directed connectivity is an assignment of a state of knowledge  $J_{v'}$  to each vertex  $v'$  of  $G'$ . We say that a knowledge description is valid if the following conditions hold:*

1.  $J_{s'} \equiv \{\{\}\}$  and  $J_{t'} \equiv \{\{s \rightarrow t\}\}$  or  $\{\}$
2. If there is an edge  $e'$  with label  $v_1 \rightarrow v_2$  between vertices  $v'_1$  and  $v'_2$  in  $G'$ , then  $J_2 \leq J_1 \cup \{v_1 \rightarrow v_2\}$ .

**Remark 4.7.**  $J = \{\}$  says that no such input graph  $G$  exists. We could have  $J_{t'} = \{\}$  if  $s'$  and  $t'$  are disconnected in  $G'$ . Such a switching network would be sound but useless.

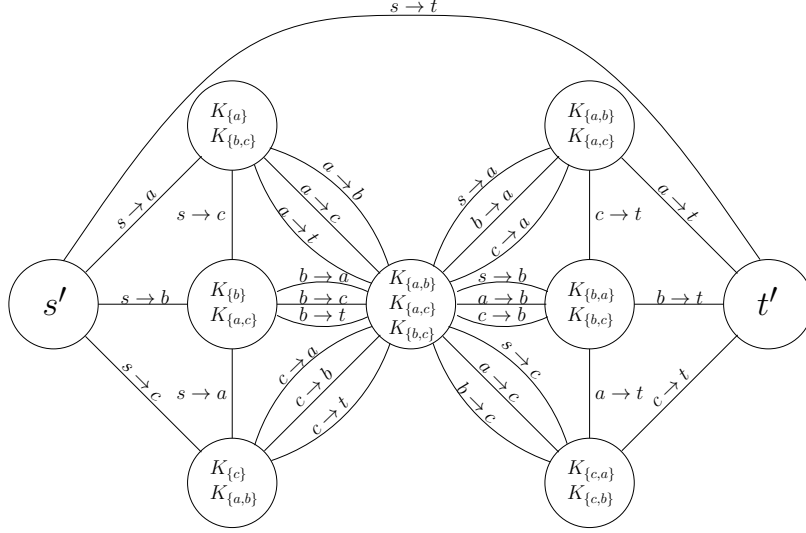


FIGURE 13. A monotone switching network that solves directed connectivity on  $V(G) = \{s, a, b, c, t\}$  together with a valid knowledge description of it. The label inside each vertex gives the  $J$  for that vertex, with each line corresponding to one of its  $K$ .  $J_{s'} = \{\{\}\}$  and  $J_{t'} = \{\{s \rightarrow t\}\}$ .

**Proposition 4.8.** A monotone switching network for directed connectivity has a valid knowledge description if and only if it is sound.

*Proof.* It is easily verified that if a monotone switching network for directed connectivity has a valid knowledge description then it is sound. Given a sound monotone switching network for directed connectivity we will construct a valid knowledge description for it as follows:

For each vertex  $v' \in V(G')$ , take  $J_{v'}$  to be the set of all  $K$  such that there is a walk from  $s'$  to  $v'$  in  $G'$  using only the edges in  $K$ . We clearly have that  $J_{s'} \equiv \{\{\}\}$  and by Corollary 1.18 any  $K$  in  $J_{t'}$  includes a path from  $s$  to  $t$  so we have that  $J_{t'} \equiv \{\{s \rightarrow t\}\}$  or  $J_{t'} \equiv \{\}$ .

Consider any edge  $e'$  in  $G'$ . Let  $v'_1$  and  $v'_2$  be the endpoints of  $e'$  and let the label of  $e'$  be  $v_1 \rightarrow v_2$ . Let  $J_{v'_1} = \{K_{11}, K_{12}, \dots, K_{1m_1}\}$  be the state of knowledge given to  $v'_1$  and let  $J_{v'_2} = \{K_{21}, K_{22}, \dots, K_{2m_2}\}$  be the state of knowledge given to  $v'_2$ . From the construction we have that for all  $i$ ,  $K_{1i} \cup \{v_1 \rightarrow v_2\}$  is in  $J_{v'_2}$  which implies that  $J_{v'_2} \leq J_{v'_1} \cup \{v_1 \rightarrow v_2\}$ . Thus, condition 2 of Definition 4.6 is also satisfied and the knowledge description is valid, as needed.  $\square$

**Proposition 4.9.** The condition that  $J_2 \leq J_1 \cup \{v_1 \rightarrow v_2\}$  and  $J_1 \leq J_2 \cup \{v_1 \rightarrow v_2\}$  is equivalent to the condition that we can get from  $J = J_1$  to  $J = J_2$  using only the following reversible operations on  $J$ :

Operation 1: Add  $v_1 \rightarrow v_2$  to some  $K_i$  in  $J$  or remove  $v_1 \rightarrow v_2$  from some  $K_i$  in  $J$ .

Operation 2: If  $v_3 \rightarrow v_4, v_4 \rightarrow v_5$  are both in  $K_i$  for some  $K_i$  in  $J$  and  $v_3 \neq v_5$  then add  $v_3 \rightarrow v_5$  to  $K_i$  or remove  $v_3 \rightarrow v_5$  from  $K_i$ .

Operation 3: If  $s \rightarrow t$  is in  $K_i$  for some  $K_i$  in  $J$ , add any edge except  $s \rightarrow t$  to  $K_i$  or remove any edge except  $s \rightarrow t$  from  $K_i$ .

Operation 4a: If  $K_i \leq K_j$  for some  $K_i, K_j$  in  $J$ , remove  $K_j$  from  $J$ .

*Operation 4b:* If for some knowledge set  $K$  and some  $K_i$  in  $J$  we have that  $K_i \leq K$ , add  $K$  to  $J$ .  
 If this condition is satisfied, we say that we can get from  $J_1$  to  $J_2$  with the edge  $v_1 \rightarrow v_2$ .  
 Similarly,  $J_1 \equiv J_2$  if and only if we can get from  $J = J_1$  to  $J = J_2$  using only operations 2, 3, 4, and 5.

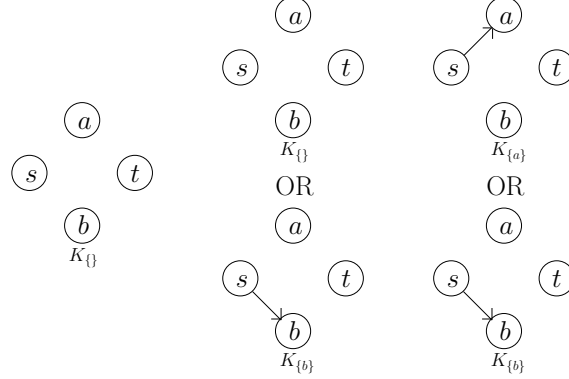


FIGURE 14. In this figure, we show how to go from  $J = \{K_{\emptyset}\}$  to  $J = \{K_{\{a\}}, K_{\{b\}}\}$  using the operations in Proposition 4.9 with the edge  $s \rightarrow a$ . We first use operation 4b to add  $K_{\{b\}}$  to  $J$ . We then use operations 1 and 2 to go from  $J = \{K_{\emptyset}, K_{\{b\}}\}$  to  $J = \{K_{\{a\}}, K_{\{b\}}\}$ .

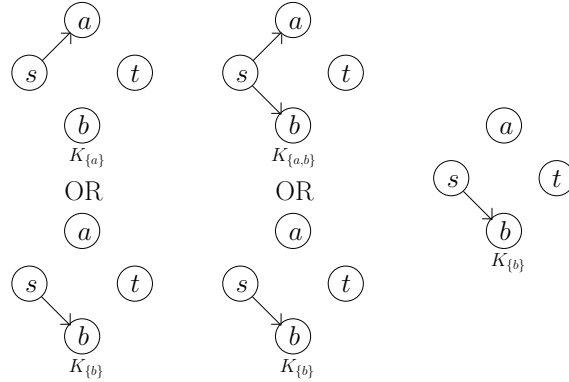


FIGURE 15. In this figure, we show how to go from  $J = \{K_{\{a\}}, K_{\{b\}}\}$  to  $J = \{K_{\{b\}}\}$  using the operations in Proposition 4.9 with the edge  $a \rightarrow b$ . We first use operations 1 and 2 to go from  $J = \{K_{\{a\}}, K_{\{b\}}\}$  to  $J = \{K_{\{a,b\}}, K_{\{b\}}\}$ . We then use operation 4a to remove  $K_{\{a,b\}}$  from  $J$ .

We will now describe a useful simplification for monotone switching networks for directed connectivity that can be accomplished with an increase of at most a factor of  $n$  in the size of the network.

**Theorem 4.10.** *If  $(G', s', t', \mu')$  is a sound monotone switching network for directed connectivity on  $n$  vertices, then there is a sound monotone switching network  $(G'', s'', t'', \mu'')$  for directed connectivity on  $n$  vertices such that  $G''$  accepts exactly the same inputs as  $G'$ ,  $|V(G'')| \leq n|V(G')|$ , and  $G''$  has a valid knowledge description where for any vertex  $v''$  of  $G''$ , for any  $K$  in  $J_{v''}$ ,  $K$  consists only of edges of the form  $s \rightarrow v$  for some  $v \in V(G)$ .*

*Proof.* We construct  $G''$  by taking  $n$  copies of  $G'$  and making the  $s'$  of each copy equal to the  $t'$  of the previous copy. We take  $s''$  to be the  $s'$  of the first copy and  $t''$  to be the  $t'$  of the last copy. Clearly,  $G''$  accepts exactly the same inputs as  $G'$  and we have that  $|V(G'')| \leq n|V(G')|$ .

Now for a vertex  $v''$  we construct  $J_{v''}$  as follows. For each walk  $W''$  from  $s''$  to  $v''$  in  $G''$ , create a  $K$  for that walk as follows:

1. Start with the set  $X_0 = \{s\}$  of vertices in  $G$ .
2. Let  $e_i = v_i \rightarrow w_i$  be the edge in  $G$  that the  $i$ th edge of  $W''$  uses. Take  $X_i = X_{i-1}$  if  $v_i \notin X_{i-1}$  and take  $X_i = X_{i-1} \cup \{w_i\}$  if  $v_i \in X_{i-1}$ . Let  $X$  be the set obtained after taking the final edge in the path.
3. Set  $K = \cup_{v \in X \setminus \{s\}} \{s \rightarrow v\}$ .

Now take  $J_{v''}$  to be the set of all such  $K$ .

Following the same logic that was used to prove Proposition 4.8, it is easily verified that  $G''$  satisfies condition 2 of Definition 4.6. To see that  $G''$  satisfies condition 1 of Definition 4.6, consider a given walk  $W''$  from  $s''$  to  $t''$  and note that by Corollary 1.18, if we look at the  $X_i$  we have when we reach a copy of  $s'$  for the first time and look at the  $X_j$  we have when we reach the corresponding copy of  $t'$  for the first time, then either  $t \in X_i$  or  $X_j$  contains a vertex not in  $X_i$ . From this, it follows easily that for any such walk  $W''$  its  $X$  contains  $t$  so we have that  $J_{t''} \equiv \{s \rightarrow t\}$ , as needed.  $\square$

Finally, we prove a theorem that shows that in some sense, monotone switching networks can be reduced to certain-knowledge switching networks. Although this theorem is not strong enough to prove any lower size bounds, the reduction used in this theorem is very deep and will play a crucial role in Section 6.

**Definition 4.11.** *Given a sound monotone switching network  $G'$  for directed connectivity with a given valid knowledge description and a path  $P' = \{s' \rightarrow v'_1, v'_1 \rightarrow v'_2, \dots, v'_{l-2} \rightarrow v'_{l-1}, v'_{l-1} \rightarrow t'\}$  from  $s'$  to  $t'$  in  $G'$  using only the edges of some input graph  $G$ , define the certain-knowledge switching network  $H'(G', P')$  as follows:*

*First, if we do not already have that  $J_{s'} = \{\{\}\}$  and  $J_{t'} = \{\{s \rightarrow t\}\}$ , then take  $J_{s'} = \{\{\}\}$  and  $J_{t'} = \{\{s \rightarrow t\}\}$ . Since we originally had that  $J_{s'} \equiv \{\{\}\}$  and  $J_{t'} \equiv \{\{s \rightarrow t\}\}$ , our knowledge description of  $G'$  is still valid.*

*Now let  $v'_0 = s'$  and let  $v'_l = t'$ . For each  $i \in [0, l]$ ,  $J_{v'_i} = \{K_{v'_i 1}, \dots, K_{v'_i m_i}\}$  for some positive integer  $m_i$  and some knowledge sets  $K_{v'_i 1}, \dots, K_{v'_i m_i}$ . For each non-empty subset  $S$  of  $[1, m_i]$  let  $K_{v'_i S} = \cup_{j \in S} K_{v'_i j}$ . We take  $V(H'(G', P')) = \{w'_{v'_i S} : i \in [0, l], S \subseteq [1, m_i], S \neq \emptyset\}$  where each  $w'_{v'_i S}$  has knowledge set  $K_{v'_i S}$ .  $J_{s'} = \{\{\}\}$  and  $J_{t'} = \{\{s \rightarrow t\}\}$  so we take  $s' = w'_{v'_0 \{1\}}$  and  $t' = w'_{v'_l \{1\}}$  in  $H'(G', P')$ . We take all possible edges which are allowed by condition 2 of Definition 3.8.*

**Theorem 4.12.** *If  $G'$  is a sound monotone switching network for directed connectivity with a given valid knowledge description and  $P' = \{s' \rightarrow v'_1, v'_1 \rightarrow v'_2, \dots, v'_{l-2} \rightarrow v'_{l-1}, v'_{l-1} \rightarrow t'\}$  is a path from  $s'$  to  $t'$  in  $G'$  using only the edges of some input graph  $G$ , then there is a path in  $H'(G', P')$  from  $s'$  to  $t'$  using only the edges of  $G$ .*

*Proof.* For each edge  $i \in [0, l]$ , do the following:

Let  $e'_i$  be the edge in  $P'$  from  $v'_i$  to  $v'_{i+1}$  and let  $e_i$  be the label of  $e'_i$ . For each  $K_{v'_i j} \in J_{v'_i}$ , there is a  $K_{v'_{i+1} k} \in J_{v'_{i+1}}$  such that  $K_{v'_{i+1} k} \leq K_{v'_i j} \cup e_i$ . Draw an orange arrow from each  $K_{v'_i j}$  to one such  $K_{v'_{i+1} k}$ . Similarly, for each  $K_{v'_{i+1} k} \in J_{v'_{i+1}}$ , there is a  $K_{v'_i j} \in J_{v'_i}$  such that  $K_{v'_i j} \leq K_{v'_{i+1} k} \cup e_i$ . Draw an orange arrow from each  $K_{v'_{i+1} k}$  to one such  $K_{v'_i j}$ . We now have a set of directed cycles with tails. Take one representative  $K_{v'_i j}$  and one representative  $K_{v'_{i+1} k}$  from each directed cycle and call each such  $K_{v'_i j}$  and  $K_{v'_{i+1} k}$  a cycle representative for  $e'_i$ .

Now draw a black arrow from each  $K_{v'_i j}$  to the unique  $K_{v'_{i+1} k}$  such that there is a path of orange arrows from  $K_{v'_i j}$  to  $K_{v'_{i+1} k}$  and  $K_{v'_{i+1} k}$  is a cycle representative for  $e'_i$ . Similarly, draw a black arrow from each

$K_{v'_{i+1}k}$  to the unique  $K_{v'_ij}$  such that there is a path of orange arrows from  $K_{v'_{i+1}k}$  to  $K_{v'_ij}$  and  $K_{v'_ij}$  is a cycle representative for  $e'_i$ .

**Proposition 4.13.** *Looking only at the black arrows, the following properties hold:*

1. *If there is an arrow going from  $K_{v'_ij}$  to  $K_{v'_{i+1}k}$ , then  $K_{v'_{i+1}k} \leq K_{v'_ij} \cup e_i$ .*
2. *If there is an arrow going from  $K_{v'_{i+1}k}$  to  $K_{v'_ij}$ , then  $K_{v'_ij} \leq K_{v'_{i+1}k} \cup e_i$ .*
3. *If there are arrows going both ways between  $K_{v'_ij}$  and  $K_{v'_{i+1}k}$ , then  $K_{v'_ij}$  and  $K_{v'_{i+1}k}$  are cycle representatives for  $e'_i$  and we can get from  $K_{v'_ij}$  to  $K_{v'_{i+1}k}$  with the edge  $e_i$ .*

Let  $\phi_i : [1, m_i] \rightarrow [1, m_{i+1}]$  be the map such that for all  $j$ ,  $\phi_i(j)$  is the unique  $k$  such that there is a black arrow from  $K_{v'_ij}$  to  $K_{v'_{i+1}k}$ .

Let  $\theta_{i+1} : [1, m_{i+1}] \rightarrow [1, m_i]$  be the map such that for all  $k$ ,  $\theta_{i+1}(k)$  is the unique  $j$  such that there is a black arrow from  $K_{v'_{i+1}k}$  to  $K_{v'_ij}$ .

**Proposition 4.14.**  *$\theta_{i+1}(\phi_i(j)) = j$  if and only if  $K_{v'_ij}$  is a cycle representative for  $e'_i$ . If so, then  $K_{v'_{i+1}\phi_i(j)}$  is also a cycle representative for  $e'_i$  and there are black arrows going both ways between  $K_{v'_ij}$  and  $K_{v'_{i+1}\phi_i(j)}$ . Similarly,  $\phi_i(\theta_{i+1}(k)) = k$  if and only if  $K_{v'_{i+1}k}$  is a cycle representative for  $e'_i$ . If so, then  $K_{v'_i\theta_{i+1}(k)}$  is also a cycle representative for  $e'_i$  and there are black arrows going both ways between  $K_{v'_i\theta_{i+1}(k)}$  and  $K_{v'_{i+1}k}$ .*

**Proposition 4.15.** *For any  $j$  we can get from  $K = K_{v'_ij}$  to  $K = K_{v'_ij} \cup K_{v'_i\theta_{i+1}(\phi_i(j))}$  with the edge  $e_i$ . For any  $k$  we can get from  $K = K_{v'_{i+1}k}$  to  $K = K_{v'_{i+1}k} \cup K_{v'_{i+1}\phi_i(\theta_{i+1}(k))}$  with the edge  $e_i$ .*

*Proof.* To prove the first part, note that by properties 1 and 2 of Proposition 4.13,

$K_{v'_i\theta_{i+1}(\phi_i(j))} \leq K_{v'_{i+1}\phi_i(j)} \cup \{e_i\} \leq K_{v'_ij} \cup \{e_i\}$ , which easily implies that  $K_{v'_ij} \cup K_{v'_i\theta_{i+1}(\phi_i(j))} \leq K_{v'_ij} \cup \{e_i\}$ . We trivially have that  $K_{v'_ij} \leq K_{v'_ij} \cup K_{v'_i\theta_{i+1}(\phi_i(j))} \cup \{e_i\}$ , so we can get from  $K = K_{v'_ij}$  to  $K = K_{v'_ij} \cup K_{v'_i\theta_{i+1}(\phi_i(j))}$  with the edge  $e_i$ , as needed. The second part follows by symmetry.  $\square$

Now we will pick a subset of the edges of  $H'(G', P')$  by imagining we are taking a walk in the graph  $H'(G', P')$  where this walk has the following rules:

If we are at vertex  $w'_{v'_iS}$ , we can do one of two things. We can either try to move forwards using the edge  $e_i$  or try to move backwards using the edge  $e_{i-1}$ .

To try to move forwards, we do the following:

1. If for all  $j \in S$ ,  $\theta_{i+1}(\phi_i(j)) = j$  then we take  $T = \{\phi_i(j) : j \in S\}$  and walk to  $w'_{v'_{i+1}T}$ . In this case, we succeed in going forward, as we have increased  $i$  by 1.
2. If  $\exists j \in S : \theta_{i+1}(\phi_i(j)) \neq j$ , then let  $j_0$  be the smallest such  $j$ . Take  $S_2 = S \Delta \{\theta_{i+1}(\phi_i(j_0))\}$  and walk to  $w'_{v'_iS_2}$ , where  $\Delta$  is the symmetric difference operator.

Similarly, to try to move backwards, we do the following:

1. If for all  $j \in S$ ,  $\phi_{i-1}(\theta_i(j)) = j$  then we take  $T = \{\theta_i(j) : j \in S\}$  and walk to  $w'_{v'_{i-1}T}$ . In this case, we succeed in going backwards, as we have decreased  $i$  by 1.
2. If  $\exists j \in S : \phi_{i-1}(\theta_i(j)) \neq j$ , then let  $j_0$  be the smallest such  $j$ . Take  $S_2 = S \Delta \{\phi_{i-1}(\theta_i(j_0))\}$  and walk to  $w'_{v'_iS_2}$ , where  $\Delta$  is the symmetric difference operator.

We need to check that the corresponding edges are indeed in  $H'(G', P')$ . We will only check this for trying to go forwards, the analysis for trying to go backwards is similar. To see this for the first case, note that by Propositions 4.13 and 4.14, for any  $j$  such that  $\theta_{i+1}(\phi_i(j)) = j$  we can get from  $K_{v'_ij}$  to  $K_{v'_{i+1}\phi_i(j)}$  with the edge  $e_i$ . This easily implies that if for all  $j \in S$ ,  $\theta_{i+1}(\phi_i(j)) = j$  then we can get from  $K_{v'_iS}$  to  $K_{v'_{i+1}T}$  with the edge  $e_i$ , so there is an edge in  $H'(G', P')$  between  $w'_{v'_iS}$  and  $w'_{v'_{i+1}T}$  with label  $e_i$ , as needed. For the second case, note that by Proposition 4.14,  $\theta_{i+1}(\phi_i(j_0)) \neq j_0$ . Now by Proposition 4.15 we can get from  $K_{v'_ij_0}$  to  $K_{v'_ij} \cup K_{v'_i\theta_{i+1}(\phi_i(j_0))}$  with the edge  $e_i$ . This easily implies that we can get from  $K_{v'_iS}$  to  $K_{v'_iS_2}$  with the edge  $e_i$ , so there is an edge in  $H'(G', P')$  between  $w'_{v'_iS}$  and  $w'_{v'_iS_2}$  with label  $e_i$ , as needed.

**Proposition 4.16.** *An edge  $e'$  in  $H'(G', P')$  from  $w'_{v'_i S}$  to  $w'_{v'_{i+1} T}$  will be taken when trying to move forwards from  $w'_{v'_i S}$  if and only if it will be taken when trying to move backwards from  $w'_{v'_{i+1} T}$ .*

*An edge  $e'$  in  $H'(G', P')$  from  $w'_{v'_i S_1}$  to  $w'_{v'_i S_2}$  will be taken when trying to move forwards from  $w'_{v'_i S_1}$  if and only if it will be taken when trying to move forwards from  $w'_{v'_i S_2}$ .*

*An edge  $e'$  in  $H'(G', P')$  from  $w'_{v'_i S_1}$  to  $w'_{v'_i S_2}$  will be taken when trying to move backwards from  $w'_{v'_i S_1}$  if and only if it will be taken when trying to move backwards from  $w'_{v'_i S_2}$ .*

Now consider only the edges of  $H'(G', P')$  which are taken in at least one such walk, deleting all other edges from  $H'(G', P')$ . Call the resulting certain-knowledge switching network  $H'_{red}(G', P')$ . If we can try to move forwards and try to move backwards at every vertex in  $H'_{red}(G', P')$  and we are guaranteed to select different edges when we do so, then it would follow that every vertex of  $H'_{red}(G', P')$  has degree two. However, this is not the case for two reasons.

First, it is possible that we choose the same edge  $e'$  when trying to move forwards from  $w'_{v'_i S_1}$  and when trying to move backwards from  $w'_{v'_i S_1}$ . However, this can only be the case if the other endpoint of  $e'$  is of the form  $w'_{v'_i S_2}$  and  $e_i = e_{i-1}$ . Moreover, in this case  $e'$  will also be chosen twice from  $w'_{v'_i S_2}$  so these two vertices now form an isolated connected component of  $H'_{red}(G', P')$ . We can fix this by making an extra copy of the edge  $e'$ , giving both of these vertices degree two.

The more important reason is that we cannot try to go backwards from  $s' = w'_{v'_0 \{1\}}$  and we cannot try to go forwards from  $t' = w'_{v'_{l'} \{1\}}$ . Thus, in  $H'_{red}(G', P')$ , all vertices except  $s'$  and  $t'$  have degree two,  $s'$  and  $t'$  have degree one, and all edges have labels in  $E(G)$ , which immediately implies that there is a path from  $s'$  to  $t'$  in  $H'(G', P')$  using only the edges of  $G$ , as needed.  $\square$

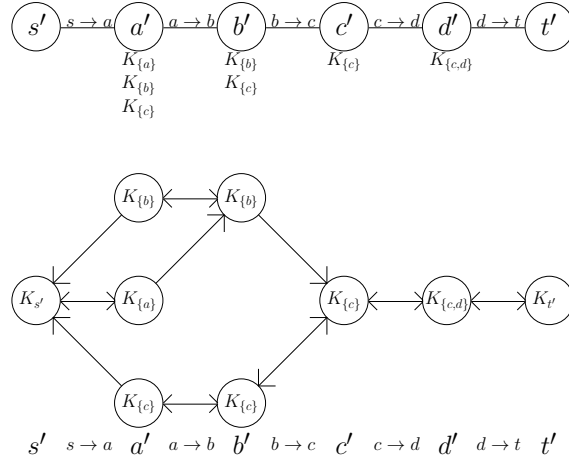


FIGURE 16. This is an illustration of the ideas used in the proof of Theorem 4.12. Above, we have the path  $P'$  from  $s'$  to  $t'$  in  $G'$ , where the  $J$  for each vertex is given below that vertex with each line corresponding to one of its  $K$ . Below, we have the black arrows between all of the knowledge sets, where each circle has one knowledge set. To get from  $s'$  to  $t'$  in  $H'_{red}(G', P')$  we have the following sequence (not shown):  $K_{s' \{1\}} = \{\}$ ,  $K_{a' \{1\}} = \{s \rightarrow a\}$ ,  $K_{a' \{1,2\}} = \{s \rightarrow a, s \rightarrow b\}$ ,  $K_{a' \{2\}} = \{s \rightarrow b\}$ ,  $K_{b' \{1\}} = \{s \rightarrow b\}$ ,  $K_{b' \{1,2\}} = \{s \rightarrow b, s \rightarrow c\}$ ,  $K_{a' \{2,3\}} = \{s \rightarrow b, s \rightarrow c\}$ ,  $K_{a' \{1,2,3\}} = \{s \rightarrow a, s \rightarrow b, s \rightarrow c\}$ ,  $K_{a' \{1,3\}} = \{s \rightarrow a, s \rightarrow c\}$ ,  $K_{a' \{3\}} = \{s \rightarrow c\}$ ,  $K_{b' \{2\}} = \{s \rightarrow c\}$ ,  $K_{c' \{1\}} = \{s \rightarrow c\}$ ,  $K_{d' \{1\}} = \{s \rightarrow c, s \rightarrow d\}$ ,  $K_{t' \{1\}} = \{s \rightarrow t\}$ .

**Corollary 4.17.** *If  $G'$  is a sound monotone switching network for directed connectivity with a given knowledge description and  $P = \{s \rightarrow v_1, v_1 \rightarrow v_2, \dots, v_{l-1} \rightarrow t\}$  is a path from  $s$  to  $t$  in  $G$ , then any path  $P'$  in  $G'$  from  $s'$  to  $t'$  using only the edges of  $P$  must pass through at least one vertex  $a'$  such that  $J_{a'} \neq J_{t'}$  and if  $J_{a'} = \{K_{a'1}, \dots, K_{a'm}\}$  then letting  $V_i$  be the union of the endpoints of the edges of  $K_{a'i}$ ,  $V = \cup_{i=1}^m V_i$  contains at least  $\lceil \lg l \rceil$  of  $v_1, \dots, v_{l-1}$ .*

*Proof.* This follows immediately from Theorem 4.12 and Lemma 3.26. □

## 5. FOURIER ANALYSIS AND INVARIANTS ON MONOTONE SWITCHING NETWORKS FOR DIRECTED CONNECTIVITY

Unfortunately, the results in Section 4 are insufficient to prove a superpolynomial lower size bound on monotone switching networks solving directed connectivity. To prove a good lower size bound, more sophisticated techniques are needed. In this section, we introduce a very different way of analyzing the problem: Fourier analysis and invariants.

While these techniques are less intuitive, they allow us to give lower size bounds on all monotone switching networks for directed connectivity, not just certain-knowledge switching networks. In this section, we use Fourier analysis and invariants to prove a quadratic lower size bound and show how more general lower size bounds can be obtained.

**5.1. Fourier analysis.** The following tautology is trivial yet illuminating:

For any yes/no question, the answer is yes if and only if it is not no.

Before, we analyzed each vertex of the switching network in terms of how much progress has been made towards showing directly that the answer to the question is yes. Here, we will analyze each vertex of the switching network in terms of which NO-instances have been eliminated. For monotone switching networks, we only need to consider maximal NO-instances, as once these have been eliminated all other NO-instances must have been eliminated as well. For directed connectivity, the maximal NO-instances are cuts. Thus, we will analyze each vertex of the switching network in terms of which cuts have been crossed. We make this rigorous below.

**Definition 5.1.** *We define an  $s$ - $t$  cut (below we use cut for short) of  $V(G)$  to be a partition of  $V(G)$  into subsets  $L(C), R(C)$  such that  $s \in L(C)$  and  $t \in R(C)$ . We say an edge  $v_1 \rightarrow v_2$  crosses  $C$  if  $v_1 \in L(C)$  and  $v_2 \in R(C)$ .*

*Let  $\mathcal{C}$  denote the set of all cuts  $C$  of  $V(G)$ .  $|\mathcal{C}| = 2^{n-2}$ .*

**Definition 5.2.** *We define a function description of a monotone switching network for directed connectivity to be a collection of functions  $\{h_{v'}\}$  where each  $h_{v'}$  is a function from  $\mathcal{C}$  to  $\{-1, +1\}$ . For a given function description, it is convenient to identify each vertex  $v'$  with the function  $h_{v'}$  assigned to it, so we write  $v'$  instead of  $h_{v'}$ . We say a function description of a monotone switching network for directed connectivity is valid if it satisfies the following conditions:*

1.  $\forall C \in \mathcal{C}, s'(C) = -1, t'(C) = 1$
2. *If there is an edge  $e' \in G'$  with label  $e$  between vertices  $v'$  and  $w'$  in  $G'$ , then if  $C \in \mathcal{C}$  and  $e$  does not cross  $C$ , then  $v'(C) = w'(C)$ .*

**Proposition 5.3.** *A monotone switching network for directed connectivity has a valid function description if and only if it is sound.*

*Proof.* It is easily verified that any monotone switching network with a valid function description is sound, so we just need to show that any sound monotone switching network for directed connectivity has a valid function description. Given a monotone switching network for directed connectivity, we construct a function description as follows:

For each vertex  $v' \in G'$  and each  $C \in \mathcal{C}$ , define  $v'(C)$  to be 1 if any walk  $W'$  in  $G'$  from  $s'$  to  $v'$  has an edge

whose label crosses  $C$  and  $-1$  otherwise. Now for all  $C \in \mathcal{C}$ ,  $s'(C) = -1$  and if  $G'$  is sound we must have  $t'(C) = 1$ , as otherwise there is a walk  $W'$  from  $s'$  to  $t'$  in  $G'$  and none of the labels of the edges of  $P'$  cross  $C$ . Taking the input graph  $G$  to have all edges except the edges crossing  $C$ , there is no path from  $s$  to  $t$  in  $G$  but  $W'$  is a walk from  $s'$  to  $t'$  in  $G'$  using only the edges of  $G$ , which by Corollary 1.18 contradicts the definition of a sound monotone switching network for directed connectivity.

To see that condition 2 holds, assume that it does not hold. Then there is an edge  $e'$  in  $G'$  with endpoints  $v'$  and  $w'$  and a cut  $C$  such that the label  $e$  of  $e'$  does not cross  $C$  but  $v'(C) \neq w'(C)$ . Without loss of generality,  $v'(C) = -1$  and  $w'(C) = 1$ . By the definition of the function description of  $G'$ , there is a walk  $W'$  from  $s'$  to  $v'$  such that none of the labels of its edges cross  $C$ . But then taking  $W''$  to be the walk  $W'$  with the edge  $e'$  added at the end,  $W''$  is a walk from  $s'$  to  $w'$  such that none of the labels of the edges of  $W''$  cross  $C$ , so we should have  $w'(C) = -1$ . Contradiction.  $\square$

**Remark 5.4.** *Reversibility is crucial here. Without reversibility, we cannot guarantee that there is a function description where both conditions hold. For example, if we try to use this construction on a branching program, we do not get condition 2 but rather a weaker condition which is insufficient for our purposes.*

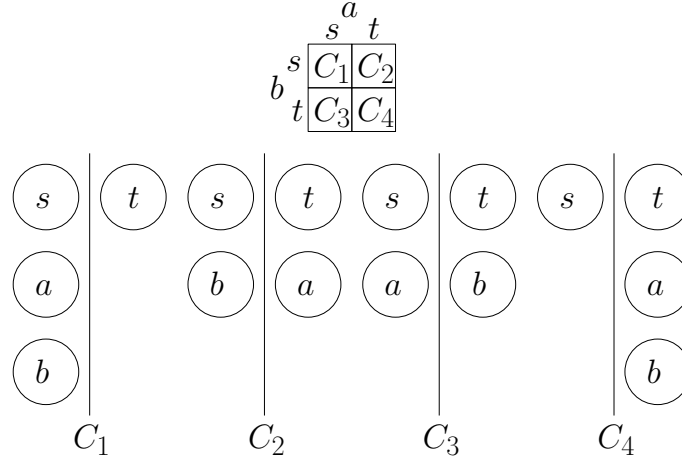


FIGURE 17. Here we show how to represent all of the cuts of  $V(G)$  simultaneously when  $V(G) = \{s, a, b, t\}$ . The column determines whether  $a$  is with  $s$  or  $t$  and the row determines whether  $b$  is with  $s$  or  $t$ .

The space of functions from  $\mathcal{C}$  to  $\mathbb{R}$  is a vector space which we will use Fourier analysis to analyze. We define a dot product, a Fourier basis, and Fourier coefficients as follows:

**Definition 5.5.** *Given two functions  $f, g : \mathcal{C} \rightarrow \mathbb{R}$ ,  $f \cdot g = 2^{2-n} \sum_{C \in \mathcal{C}} f(C)g(C)$*

**Proposition 5.6.** *If  $G'$  is a sound monotone switching network for directed connectivity with a given valid function description, then for any vertex  $v' \in G'$ ,  $\|v'\| = \sqrt{v' \cdot v'} = 1$ .*

**Definition 5.7.** *Given a set of vertices  $V \subseteq V(G) \setminus \{s, t\}$ , define  $e_V : \mathcal{C} \rightarrow \mathbb{R}$  by  $e_V(C) = (-1)^{|V \cap L(C)|}$ .*

**Proposition 5.8.** *The set  $\{e_V, V \subseteq V(G) \setminus \{s, t\}\}$  is an orthonormal basis for the vector space of functions from  $\mathcal{C}$  to  $\mathbb{R}$ .*

**Definition 5.9.** *Given a function  $f : \mathcal{C} \rightarrow \mathbb{R}$  and a set of vertices  $V \subseteq V(G) \setminus \{s, t\}$ , define  $\hat{f}_V = f \cdot e_V$ .*

**Proposition 5.10.** *For any function  $f : \mathcal{C} \rightarrow \mathbb{R}$ ,  $f = \sum_V \hat{f}_V e_V$  and  $f \cdot f = \sum_V \hat{f}_V^2$ , where we are summing over all subsets  $V$  of  $V(G) \setminus \{s, t\}$ .*

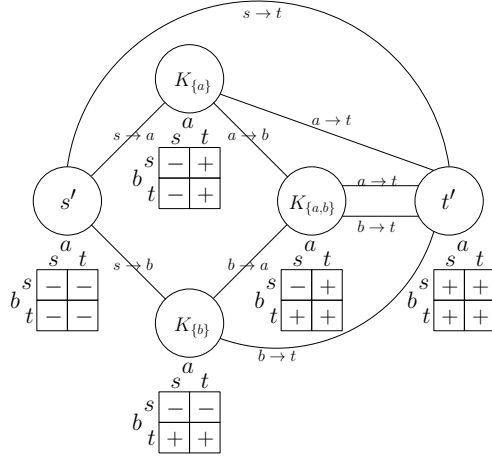


FIGURE 18. This is the certain-knowledge switching network  $G'_c(\{s, a, b, t\}, 2)$  together with a valid certain-knowledge description and function description for it. The knowledge set for each vertex except  $s'$  and  $t'$  is given inside the vertex and the function for each vertex is given below the vertex. If a vertex  $v'$  has entry  $+$  for a cut  $C$  then  $v'(C) = 1$  and if  $v'$  has entry  $-$  for  $C$  then  $v'(C) = -1$ .

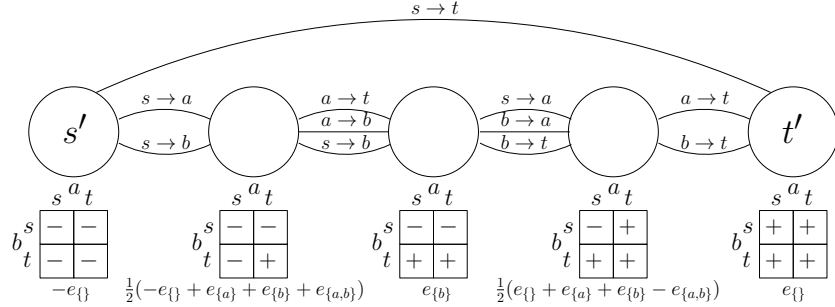


FIGURE 19. In this figure, we have the monotone switching network solving directed connectivity on  $V(G) = \{s, a, b, t\}$  shown in Figure 1 together with a valid function description for it and the Fourier decomposition of each function.

**Remark 5.11.** *The switching network shown in Figures 1 and 19 determines whether or not there is a path from  $s$  to  $t$  by checking all of the cuts one by one to determine if there is an edge in  $G$  crossing that cut. This can be generalized to give a monotone switching network of size  $2^{n-2} + 1$  solving directed connectivity on  $n$  vertices. While the size of such a switching network is enormous, this extreme construction is interesting because the switching network is analyzing all of the possible paths from  $s$  to  $t$  at the same time.*

**5.2. Invariants.** We are now ready to introduce functions and invariants on monotone switching networks for directed connectivity.

**Definition 5.12.** *Given a switching network  $G'$ , arbitrarily order the vertices of  $G'$ . Let  $D = \{\rightarrow, \leftarrow\}$  be the set of possible directions for edges of  $G'$ , where  $\rightarrow$  goes from an earlier vertex to a later vertex and  $\leftarrow$  goes from a later vertex to an earlier vertex. We define a function on  $G'$  to be a function  $f' : E(G') \times D \rightarrow X$ , where  $X$  is an additive group.*

We say that a function  $f'$  on  $G'$  is symmetric if  $\forall e' \in E(G'), f'(e', \leftarrow) = f'(e', \rightarrow)$ .

We say that a function  $f'$  on  $G'$  is anti-symmetric if  $\forall e' \in E(G'), f'(e', \leftarrow) = -f'(e', \rightarrow)$ .

**Definition 5.13.** Given a switching network  $G'$ , a function  $f'$  on  $G'$  and a directed walk  $W'$  on  $G'$ , define  $\int_{W'} f' = \sum_{e' \in W'} f'(e', d'(W', e'))$ , where  $d'(W', e')$  is the direction of  $e'$  in  $W'$ .

We define invariants on sound monotone switching networks for directed connectivity as follows:

**Definition 5.14.** Let  $f'$  be a function which is defined on all sound monotone switching networks for directed connectivity on  $V(G)$ . If  $\int_{W'} f'$  has the same value for all sound monotone switching networks  $G'$  for directed connectivity on  $V(G)$  and all directed walks  $W'$  from  $s'$  to  $t'$  in  $G'$  using only the edges of some input graph  $G$  which contains a path from  $s$  to  $t$ , then define  $z(f', G) = \int_{W'} f'$ . We say that  $z(f', G)$  is an invariant on sound monotone switching networks for directed connectivity on  $V(G)$ .

**5.3. A Quadratic Lower Bound.** We now demonstrate the power of the invariant approach by proving Theorem 1.14 using a linear independence argument.

**Theorem 1.14.** For all  $n \geq 2$ ,  $m(\mathcal{P}_{n, \leq 1}) = n$  and  $m(\mathcal{P}_{n, \leq 2}) = \frac{(n-2)(n-3)}{2} + n$ .

Before proving this theorem, we need a few preliminary results.

**Definition 5.15.** If  $G'$  is a monotone switching for directed connectivity on  $V(G)$ , define the symmetric function  $\delta'_E$  on  $G'$  as follows:

$\delta'_E(e', d') = 1$  if  $\mu'(e') \in E$ , 0 otherwise.

**Definition 5.16.** If  $G'$  is a sound monotone switching network for directed connectivity with a given valid knowledge description, define the anti-symmetric function  $\Delta'$  as follows:

$\Delta'(e', d') = v'_{sink} - v'_{source}$ , where  $e'$  with direction  $d'$  goes from  $v'_{source}$  to  $v'_{sink}$ .

**Proposition 5.17.** For any sound monotone switching network  $G'$  for directed connectivity on  $V(G)$ , directed walk  $W'$  from  $s'$  to  $t'$  in  $G'$ , and cut  $C \in \mathcal{C}$ ,  $(\int_{W'} \frac{1}{2} \Delta')(C) = 1$

*Proof.* By definition,  $(\int_{W'} \frac{1}{2} \Delta')(C) = \frac{1}{2} (\sum_{e' \in W'} v'_{sink} - v'_{source})(C) = \frac{1}{2} (t' - s')(C) = 1$   $\square$

**Lemma 5.18.** Let  $G'$  be a sound monotone switching network for directed connectivity on  $V(G)$ , let  $G$  be an input graph on the set of vertices  $V(G)$ , let  $(E_1, E_2)$  be a partition of the edges of  $G$ , and let  $W'$  be a directed walk from  $s'$  to  $t'$  in  $G'$  using only the edges of  $G$ .

If  $C \in \mathcal{C}$  is a cut which cannot be crossed by any edge in  $E_2$ , then  $(\int_{W'} \frac{1}{2} \Delta'(\delta'_{E_1} - \delta'_{E_2}))(C) = 1$ .

If  $C \in \mathcal{C}$  is a cut which cannot be crossed by any edge in  $E_1$ , then  $(\int_{W'} \frac{1}{2} \Delta'(\delta'_{E_1} - \delta'_{E_2}))(C) = -1$ .

*Proof.* If  $C \in \mathcal{C}$  is a cut which cannot be crossed by any edge in  $E_2$ , then  $(\int_{W'} \frac{1}{2} \Delta'(\delta'_{E_2}))(C) = 0$  so

$(\int_{W'} \frac{1}{2} \Delta'(\delta'_{E_1} - \delta'_{E_2}))(C) = (\int_{W'} \frac{1}{2} \Delta'(\delta'_{E_1} + \delta'_{E_2}))(C) = 1$  by Proposition 5.17.

If  $C \in \mathcal{C}$  is a cut which cannot be crossed by any edge in  $E_1$ , then  $(\int_{W'} \frac{1}{2} \Delta'(\delta'_{E_1}))(C) = 0$  so

$(\int_{W'} \frac{1}{2} \Delta'(\delta'_{E_1} - \delta'_{E_2}))(C) = -(\int_{W'} \frac{1}{2} \Delta'(\delta'_{E_1} + \delta'_{E_2}))(C) = -1$  by Proposition 5.17.  $\square$

**Corollary 5.19.** If  $P = \{s \rightarrow v_1, v_1 \rightarrow t\}$  is a path of length 2 from  $s$  to  $t$  on the set of vertices  $V(G)$ , then taking  $E_1 = \{s \rightarrow v_1\}$  and  $E_2 = \{v_1 \rightarrow t\}$ ,  $z(\frac{1}{2} \Delta'(\delta'_{E_1} - \delta'_{E_2}), P)$  is an invariant on sound monotone switching networks for directed connectivity on  $V(G)$  with value  $e_{\{v_1\}}$ .

*Proof.* Let  $G'$  be a sound monotone switching network for directed connectivity on  $V(G)$  and let  $W'$  be a directed walk from  $s'$  to  $t'$  in  $G'$  using only the edges of  $P$ . Now consider a cut  $C \in \mathcal{C}$ . If  $v_1 \in R(C)$  then  $C$  cannot be crossed by an edge in  $E_2$  so by Lemma 5.18,  $(\int_{W'} \frac{1}{2} \Delta'(\delta'_{E_1} - \delta'_{E_2}))(C) = 1$ . If  $v_1 \in L(C)$  then  $C$  cannot be crossed by an edge in  $E_1$  so by Lemma 5.18,  $(\int_{W'} \frac{1}{2} \Delta'(\delta'_{E_1} - \delta'_{E_2}))(C) = -1$ . It follows immediately that  $\int_{W'} \frac{1}{2} \Delta'(\delta'_{E_1} - \delta'_{E_2}) = e_{\{v_1\}}$ , so  $z(\frac{1}{2} \Delta'(\delta'_{E_1} - \delta'_{E_2}), P)$  is an invariant on sound monotone switching networks for directed connectivity on  $V(G)$  with value  $e_{\{v_1\}}$ , as needed.  $\square$

**Corollary 5.20.** *If  $P = \{s \rightarrow v_1, v_1 \rightarrow v_2, v_2 \rightarrow t\}$  is a path of length 3 from  $s$  to  $t$  on the set of vertices  $V(G)$ , then taking  $E_1 = \{s \rightarrow v_1, v_2 \rightarrow t\}$  and  $E_2 = \{v_1 \rightarrow v_2\}$ ,  $z(\frac{1}{2}\Delta'(\delta'_{E_1} - \delta'_{E_2}), P)$  is an invariant on sound monotone switching networks for directed connectivity on  $V(G)$  with value  $\frac{1}{2}(e_{\{s\}} + e_{\{a\}} - e_{\{b\}} + e_{\{a,b\}})$ .*

*Proof.* Let  $G'$  be a sound monotone switching network for directed connectivity on  $V(G)$  and let  $W'$  be a directed walk from  $s'$  to  $t'$  in  $G'$  using only the edges of  $P$ . Now consider a cut  $C \in \mathcal{C}$ . If  $v_1 \in R(C)$  or  $v_2 \in L(C)$  then  $C$  cannot be crossed by an edge in  $E_2$  so by Lemma 5.18,  $(\int_{W'} \frac{1}{2}\Delta'(\delta'_{E_1} - \delta'_{E_2}))(C) = 1$ . If  $v_1 \in L(C)$  and  $v_2 \in R(C)$  then  $C$  cannot be crossed by an edge in  $E_1$  so by Lemma 5.18,  $(\int_{W'} \frac{1}{2}\Delta'(\delta'_{E_1} - \delta'_{E_2}))(C) = -1$ . It follows immediately that  $\int_{W'} \frac{1}{2}\Delta'(\delta'_{E_1} - \delta'_{E_2}) = \frac{1}{2}(e_{\{s\}} + e_{\{a\}} - e_{\{b\}} + e_{\{a,b\}})$ , so  $z(\frac{1}{2}\Delta'(\delta'_{E_1} - \delta'_{E_2}), P)$  is an invariant on sound monotone switching networks for directed connectivity on  $V(G)$  with value  $\frac{1}{2}(e_{\{s\}} + e_{\{a\}} - e_{\{b\}} + e_{\{a,b\}})$ , as needed.  $\square$

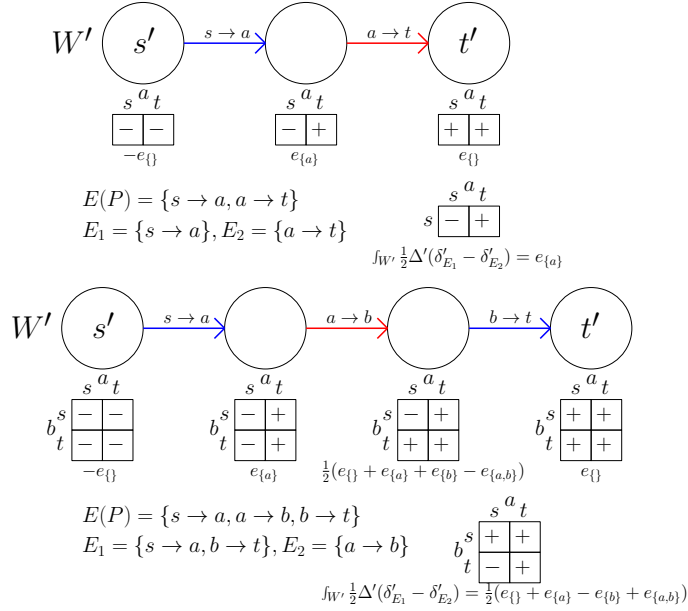


FIGURE 20. This figure demonstrates the reasoning used to prove Corollary 5.19 and 5.20. Edges whose label is in  $E_1$  are colored blue and edges whose label is in  $E_2$  are colored red.

With these results, we can now prove Theorem 1.14.

**Theorem 1.14.** *For all  $n \geq 2$ ,  $m(\mathcal{P}_{n, \leq 1}) = n$  and  $m(\mathcal{P}_{n, \leq 2}) = \frac{(n-2)(n-3)}{2} + n$ .*

*Proof.* The upper bounds follow immediately from Theorem 3.15 so we just need to prove the lower bounds. Let  $G'$  be a sound monotone switching network for directed connectivity on  $V(G)$  accepting all of the inputs in  $P_{V(G), \leq 1}$ . By Corollary 5.19, for any  $v_1 \in V \setminus \{s, t\}$ ,  $e_{\{v_1\}}$  is a linear combination of vertices of  $G'$ , so  $e_{\{v_1\}} \in \text{span}\{v' : v' \in V(G')\}$ .  $t' = e_{\{t\}}$ , so  $e_{\{t\}} \in \text{span}\{v' : v' \in V(G')\}$ . These functions are all linearly independent, so  $\dim(\text{span}\{v' : v' \in V(G')\}) \geq |V(G)| - 1$ .  $s' = -t'$ , so  $|V(G')| \geq \dim(\text{span}\{v' : v' \in V(G')\}) + 1 \geq |V(G)|$ , as needed.

Now let  $G'$  be a sound monotone switching network for directed connectivity on  $V(G)$  accepting all of the inputs in  $P_{V(G), \leq 2}$ . By Corollary 5.20, for any distinct  $v_1, v_2 \in V \setminus \{s, t\}$ ,  $\frac{1}{2}(e_{\{s\}} + e_{\{v_1\}} - e_{\{v_2\}} + e_{\{v_1, v_2\}})$  is a linear combination of vertices of  $G'$ , so  $\frac{1}{2}(e_{\{s\}} + e_{\{v_1\}} - e_{\{v_2\}} + e_{\{v_1, v_2\}}) \in \text{span}\{v' : v' \in V(G')\}$ . Again, by Corollary 5.19, for any  $v_1 \in V \setminus \{s, t\}$ ,  $e_{\{v_1\}} \in \text{span}\{v' : v' \in V(G')\}$ .  $t' = e_{\{t\}}$ , so  $e_{\{t\}} \in \text{span}\{v' : v' \in V(G')\}$ .

These functions are all linearly independent, so  $\dim(\text{span}\{v' : v' \in V(G')\}) \geq \frac{(|V(G)|-2)(|V(G)|-3)}{2} + |V(G)| - 1$ .  $s' = -t'$ , so  $|V(G')| \geq \dim(\text{span}\{v' : v' \in V(G')\}) + 1 \geq \frac{(|V(G)|-2)(|V(G)|-3)}{2} + |V(G)|$ , as needed.  $\square$

**5.4. General Lower Bounds.** Unfortunately, the linear independence argument breaks down for longer paths. The problem is that for paths  $P$  of length greater than 3, we can no longer find a non-trivial partition  $(E_1, E_2)$  of the edges of  $P$  such that  $z(\frac{1}{2}\Delta'(\delta'_{E_1} - \delta'_{E_2}), P)$  is an invariant on sound monotone switching networks for directed connectivity on  $V(G)$ . We now show a more sophisticated approach using invariants which can be used for longer paths as well. This approach looks at different potentials on a sound monotone switching network  $G'$  for directed connectivity and uses differences in these potentials to analyze  $G'$ .

**Definition 5.21.** Define a potential on a switching network  $G'$  to be a function  $\phi' : V(G') \rightarrow X$ , where  $X$  is an additive group.

Note that a potential  $\phi'$  on  $G'$  induces an anti-symmetric function on  $G'$  as follows:

Take  $i'_{\phi'}(e', d') = \phi'(v'_{\text{sink}}) - \phi'(v'_{\text{source}})$ , where  $e'$  with direction  $d'$  goes from  $v'_{\text{source}}$  to  $v'_{\text{sink}}$ .

**Example 5.22.** If we take  $id'$  to be the identity potential  $id'(v') = v'$  then  $\Delta' = i'_{id'}$ .

**Proposition 5.23.** If  $G'$  is a switching network,  $\phi'$  is a potential on  $G'$ , and  $W'$  is a walk from vertex  $v'_1$  to vertex  $v'_2$  in  $G'$  then  $\int_{W'} i'_{\phi'} = \phi'(v'_2) - \phi'(v'_1)$

**Definition 5.24.** If  $G'$  is a monotone switching network for directed connectivity on  $V(G)$  and  $E$  is a set of possible edges on  $V(G)$ , we say a potential  $\phi'$  on  $G'$  is  $E$ -invariant if  $\phi(v') = \phi(w')$  whenever  $v'$  and  $w'$  are endpoints of an edge  $e'$  whose label is in  $E$ .

**Definition 5.25.** If  $V(G)$  is a set of vertices with distinguished vertices  $s, t$ , define  $F$  to be the set of all functions from  $\mathcal{C}$  to  $\{-1, +1\}$ . We define a function potential on  $V(G)$  to be a function  $\phi : F \rightarrow \mathbb{R}$

Note that if  $G'$  is a sound monotone switching network for directed connectivity on  $V(G)$  with a given valid function description and  $\phi$  is a function potential on  $V(G)$ , then  $\phi$  induces a potential  $\phi'$  on  $G'$  as follows:  $\phi'(v') = \phi(h_{v'})$  where  $h_{v'}$  is the function assigned to  $v'$ .

**Definition 5.26.** If  $E$  is a set of possible edges on  $V(G)$ , we say that a function potential  $\phi$  is  $E$ -invariant if  $\phi(f) = \phi(g)$  whenever  $f, g \in F$  and  $f(C) = g(C)$  for all cuts  $C$  which can be crossed by an edge in  $E$ .

**Proposition 5.27.** A function potential  $\phi$  on  $V(G)$  is  $E$ -invariant if and only if the induced potential  $\phi'$  is  $E$ -invariant on any sound monotone switching network  $G'$  for directed connectivity on  $V(G)$  and any valid function description for  $G'$ .

**Definition 5.28.** Given a function  $g : \mathcal{C} \rightarrow \mathbb{R}$ , let  $\phi_g$  be the function potential on  $V(G)$  defined by  $\phi(f) = f \cdot g$ . We say a function potential  $\phi$  on  $V(G)$  is linear if  $\phi = \phi_g$  for some function  $g : \mathcal{C} \rightarrow \mathbb{R}$ .

**Definition 5.29.** If  $E$  is a set of possible edges on  $V(G)$ , we say a function  $g : \mathcal{C} \rightarrow \mathbb{R}$  is  $E$ -invariant if  $g(C) = 0$  for any cut which can be crossed by an edge in  $E$ .

**Proposition 5.30.** The linear function potential  $\phi_g$  is  $E$ -invariant if and only if  $g$  is  $E$ -invariant.

With these definitions and propositions, we are now ready to analyze sound monotone switching networks for directed connectivity using potentials. The following lemma and its corollaries are very powerful tools for such analysis.

**Lemma 5.31.** Let  $G$  be an input graph and let  $G'$  be a monotone switching network for directed connectivity on  $V(G)$ . If we have a partition  $(E_1, E_2)$  of the edges of  $G$  and potentials  $\phi'_1, \phi'_2$  on  $G'$  such that  $\phi'_i$  is  $E_i$ -invariant for  $i \in \{1, 2\}$ , then for any walk  $W'$  in  $G'$  from  $s'$  to  $t'$  using only the edges of  $G$ ,  $\int_{W'} (i'_{\phi'_2} - i'_{\phi'_1})(\delta'_{E_1} - \delta'_{E_2}) = \phi'_2(t') - \phi'_2(s') + \phi'_1(t') - \phi'_1(s')$ . Moreover, if  $G'$  accepts  $G$  then  $\sum_{v' \in V(G')} |\phi'_2(v') - \phi'_1(v')| \geq \frac{1}{2} |\phi'_2(t') - \phi'_2(s') + \phi'_1(t') - \phi'_1(s')|$

*Proof.* Let  $W'$  be a walk from  $s'$  to  $t'$  in  $G'$  using only the edges of  $G$ . Since  $\phi'_2$  is  $E_2$ -invariant,  $\int_{W'} (i'_{\phi'_2})(\delta'_{E_2}) = 0$  so  $\int_{W'} (i'_{\phi'_2})(\delta'_{E_1} - \delta'_{E_2}) = \int_{W'} (i'_{\phi'_2})(\delta'_{E_1} + \delta'_{E_2}) = \int_{W'} (i'_{\phi'_2}) = \phi'_2(t') - \phi'_2(s')$

Similarly, since  $\phi'_1$  is  $E_1$ -invariant,  $\int_{W'} (i'_{\phi'_1})(\delta'_{E_1}) = 0$  so

$$\int_{W'} (i'_{\phi'_1})(\delta'_{E_1} - \delta'_{E_2}) = - \int_{W'} (i'_{\phi'_1})(\delta'_{E_1} + \delta'_{E_2}) = - \int_{W'} (i'_{\phi'_1}) = -\phi'_1(t') + \phi'_1(s')$$

Thus,  $\int_{W'} (i'_{\phi'_2} - i'_{\phi'_1})(\delta'_{E_1} - \delta'_{E_2}) = \phi'_2(t') - \phi'_2(s') + \phi'_1(t') - \phi'_1(s')$ , as needed.

To see the moreover part, note that if  $G'$  accepts  $G$  then there is a path  $P'$  from  $s'$  to  $t'$  in  $G'$  using only the edges of  $G$ . Now by definition  $\int_{P'} (i'_{\phi'_2} - i'_{\phi'_1})(\delta'_{E_1} - \delta'_{E_2}) = \sum_{e' \in P'} (i'_{\phi'_2} - i'_{\phi'_1})(\delta'_{E_1} - \delta'_{E_2})(e', d'(P', e'))$ , where  $d'(P', e')$  is the direction of  $e'$  in  $P'$ . This is equal to

$$\sum_{e' \in P': \mu'(e') \in E_1} (\phi'_2(v'_{sink}) - \phi'_1(v'_{sink})) - (\phi'_2(v'_{source}) - \phi'_1(v'_{source})) - \sum_{e' \in P': \mu'(e') \in E_2} (\phi'_2(v'_{sink}) - \phi'_1(v'_{sink})) - (\phi'_2(v'_{source}) - \phi'_1(v'_{source}))$$

where  $e'$  with direction  $d'(P', e')$  goes from  $v'_{source}$  to  $v'_{sink}$ .

Since  $P'$  is a path, each vertex  $v'$  of  $G'$  is incident with at most two edges of  $P'$ , so

$$\frac{1}{2} |\phi'_2(t') - \phi'_2(s') + \phi'_1(t') - \phi'_1(s')| = \frac{1}{2} |\int_{P'} (i'_{\phi'_2} - i'_{\phi'_1})(\delta'_{E_1} - \delta'_{E_2})| \leq \sum_{v' \in V(G')} |\phi'_2(v') - \phi'_1(v')|, \text{ as needed.}$$

□

**Corollary 5.32.** *Let  $G$  be an input graph containing a path from  $s$  to  $t$ . If we have a partition  $(E_1, E_2)$  of the edges of  $G$  and functions  $g_1, g_2 : \mathcal{C} \rightarrow \mathbb{R}$  such that  $g_i$  is  $E_i$ -invariant for  $i \in \{1, 2\}$ , then*

*$z((i'_{\phi'_{g_2}} - i'_{\phi'_{g_1}})(\delta'_{E_1} - \delta'_{E_2}), G)$  is an invariant on sound monotone switching networks for directed connectivity on  $V(G)$  with value  $2(\hat{g}_{2\{\}} + \hat{g}_{1\{\}})$ . Moreover, if  $G'$  is a sound monotone switching network for directed connectivity which accepts  $G$ , then  $\sum_{v' \in V(G')} |(g_2 - g_1) \cdot v'| \geq |\hat{g}_{2\{\}} + \hat{g}_{1\{\}}|$  and*

$$\sum_{v' \in V(G')} ((g_2 - g_1) \cdot v')^2 \geq \frac{(\hat{g}_{2\{\}} + \hat{g}_{1\{\}})^2}{|V(G')|}$$

*Proof.* Everything except for the last part follows immediately from Lemma 5.31 by taking  $\phi'_1 = \phi'_{g_1}$  and  $\phi'_2 = \phi'_{g_2}$ . To see the last part, use the Cauchy-Schwarz inequality  $(\sum_{v'} f(v')g(v'))^2 \leq (\sum_{v'} f(v')^2)(\sum_{v'} g(v')^2)$  with  $f(v') = (g_2 - g_1) \cdot v'$  and  $g(v') = 1$ . □

**Proposition 5.33.** *If  $\{g_j\}$  is a collection of nonzero orthogonal functions from  $\mathcal{C}$  to  $\mathbb{R}$ , then for any function  $h : \mathcal{C} \rightarrow \{-1, +1\}$ ,  $\sum_j \frac{(g_j \cdot h)^2}{\|g_j\|^2} \leq 1$*

*Proof.* If  $\{g_j\}$  is a collection of nonzero orthogonal functions, we can extend it to an orthogonal basis  $\{g_j\} \cup \{f_i\}$  for the vector space of functions from  $\mathcal{C}$  to  $\mathbb{R}$ . Now  $h = \sum_j \frac{(g_j \cdot h)}{(g_j \cdot g_j)} g_j + \sum_i \frac{(f_i \cdot h)}{(f_i \cdot f_i)} f_i$ , so

$$1 = h \cdot h = \sum_j \frac{(g_j \cdot h)^2}{(g_j \cdot g_j)} + \sum_i \frac{(f_i \cdot h)^2}{(f_i \cdot f_i)} \geq \sum_j \frac{(g_j \cdot h)^2}{\|g_j\|^2}, \text{ as needed.} \quad \square$$

**Corollary 5.34.** *Let  $V(G)$  be a set of vertices with distinguished vertices  $s, t$  and let  $I = \{G_j\}$  be a set of input graphs on  $V(G)$  all of which contain a path from  $s$  to  $t$ . If for each  $j$  we have a partition  $(E_{1j}, E_{2j})$  of the edges of  $G_j$  and functions  $g_{1j}, g_{2j} : \mathcal{C} \rightarrow \mathbb{R}$  such that  $g_{ij}$  is  $E_{ij}$ -invariant for  $i \in \{1, 2\}$ , and moreover we have*

*that the functions  $\{g_{2j} - g_{1j}\}$  are mutually orthogonal and are all nonzero, then  $m(I) \geq \sqrt{\sum_j \frac{(g_{2j\{\}} + g_{1j\{\}})^2}{\|g_{2j} - g_{1j}\|^2}}$*

*Proof.* Let  $G'$  be a sound monotone switching network for directed connectivity on  $V(G)$  which accepts all of the inputs in  $I$ . By Corollary 5.32,  $\forall j, \sum_{v' \in V(G')} ((g_{2j} - g_{1j}) \cdot v')^2 \geq \frac{(g_{2j\{\}} + g_{1j\{\}})^2}{|V(G')|}$ . This implies that

$$\sum_j \sum_{v' \in V(G')} \frac{((g_{2j} - g_{1j}) \cdot v')^2}{\|g_{2j} - g_{1j}\|^2} \geq \sum_j \frac{(g_{2j\{\}} + g_{1j\{\}})^2}{\|g_{2j} - g_{1j}\|^2 |V(G')|}. \text{ However, by Proposition 5.33,}$$

$$\sum_j \sum_{v' \in V(G')} \frac{((g_{2j} - g_{1j}) \cdot v')^2}{\|g_{2j} - g_{1j}\|^2} = \sum_{v' \in V(G')} \sum_j \frac{((g_{2j} - g_{1j}) \cdot v')^2}{\|g_{2j} - g_{1j}\|^2} \leq \sum_{v' \in V(G')} 1 = |V(G')|$$

Putting these inequalities together,  $|V(G')| \geq \sum_j \frac{(g_{2j\{\}} + g_{1j\{\}})^2}{\|g_{2j} - g_{1j}\|^2 |V(G')|}$ , so  $|V(G')| \geq \sqrt{\sum_j \frac{(g_{2j\{\}} + g_{1j\{\}})^2}{\|g_{2j} - g_{1j}\|^2}}$ , as needed. □

**5.5. Conditions for a good invariant.** The simplest way to use 5.34 is to find one suitable invariant and then obtain the other invariants by symmetry. We now give conditions on an invariant which ensure that this can be done and deduce that if such invariants exist for paths of arbitrary length then any monotone switching network solving directed connectivity must have superpolynomial size.

**Theorem 5.35.** *Let  $V(G) = \{s, t, v_1, \dots, v_{l-1}\}$  and let  $P$  be the path  $s \rightarrow v_1 \rightarrow \dots \rightarrow v_{l-1} \rightarrow t$ . If there is a partition  $(E_1, E_2)$  of the edges of  $P$ , and functions  $g_1, g_2$  such that:*

1.  $g_i$  is  $E_i$ -invariant for  $i \in \{1, 2\}$
2.  $\hat{g}_{1V} = \hat{g}_{2V}$  for all  $V \subseteq V(G) \setminus \{s, t\}$  with  $|V| < k$  for some  $k \geq 1$ .
3.  $\hat{g}_{1\{\}} \neq 0$

then for all  $n \geq \min\{4, 2(l-1)^2\}$ ,  $m(\mathcal{P}_{n,l}) \geq \sqrt{\left(\left(\frac{n}{2(l-1)}\right)^k \frac{(2\hat{g}_{1\{\}})^2}{\|g_2 - g_1\|^2}\right)}$

*Proof.* We first show that we can add additional isolated vertices to  $P$  while still keeping the same invariant.

**Proposition 5.36.**

1. A function  $g : \mathcal{C} \rightarrow \mathbb{R}$  is 0 for all cuts which can be crossed by the edge  $s \rightarrow v_1$  if and only if  $\hat{g}_V + \hat{g}_{V \cup \{v_1\}} = 0$  for all  $V \subseteq V(G) \setminus \{s, t, v_1\}$
2. A function  $g : \mathcal{C} \rightarrow \mathbb{R}$  is 0 for all cuts which can be crossed by the edge  $v_1 \rightarrow t$  if and only if  $\hat{g}_V - \hat{g}_{V \cup \{v_1\}} = 0$  for all  $V \subseteq V(G) \setminus \{s, t, v_1\}$
3. A function  $g : \mathcal{C} \rightarrow \mathbb{R}$  is 0 for all cuts which can be crossed by the edge  $v_1 \rightarrow v_2$  if and only if  $\hat{g}_V - \hat{g}_{V \cup \{v_1\}} + \hat{g}_{V \cup \{v_2\}} - \hat{g}_{V \cup \{v_1, v_2\}} = 0$  for all  $V \subseteq V(G) \setminus \{s, t, v_1, v_2\}$

*Proof.* We only prove the first claim here, the proofs of the other claims are similar.

For any  $V \subseteq V(G) \setminus \{s, t, v_1\}$ ,  $\hat{g}_V + \hat{g}_{V \cup \{v_1\}} = (e_V + e_{V \cup \{v_1\}}) \cdot g$ . It is easily verified that for any cut  $C \in \mathcal{C}$ ,  $(e_V + e_{V \cup \{v_1\}})(C) \neq 0$  if and only if  $v_1 \in R(C)$ . Thus, if  $\hat{g}_V + \hat{g}_{V \cup \{v_1\}} \neq 0$  for some  $V \subseteq V(G) \setminus \{s, t, v_1\}$  then we must have  $g(C) \neq 0$  for some cut  $C$  with  $v_1 \in R(C)$  and this cut can be crossed by the edge  $s \rightarrow v_1$ .

To see the other direction, note that for any cut  $C \in \mathcal{C}$ ,

$$g(C) = g \cdot \frac{1}{2^{n-2}} \prod_{v \in V \setminus \{s, t\}} (e_{\{\}} + (-1)^{|L(C) \cap \{v\}|} e_{\{v\}}) = g \cdot \left(\frac{1}{2^{n-2}} \prod_{v \in V \setminus \{s, t, v_1\}} (e_{\{\}} + (-1)^{|L(C) \cap \{v\}|} e_{\{v\}})\right) (e_{\{\}} + (-1)^{|L(C) \cap \{v_1\}|} e_{\{v_1\}})$$

From this, it follows immediately that if  $\hat{g}_V + \hat{g}_{V \cup \{v_1\}} = 0$  for all  $V \subseteq V(G) \setminus \{s, t, v_1\}$ , then  $g(C) = 0$  for all cuts where  $v_1 \in R(C)$ , which implies that  $g(C) = 0$  for all cuts which can be crossed by the edge  $s \rightarrow v_1$ , as needed.  $\square$

Using Proposition 5.36, it is easily verified that if we define  $g_1, g_2$  by their Fourier coefficients, then adding additional isolated vertices to  $P$  does not affect any of the needed properties. Let  $g_i = \sum_{V \subseteq V(G) \setminus \{s, t\}} c_{Vi} e_V$ . We take our set of input graphs  $I = \{P_j\}$  to be a set of paths of length  $l$  from  $s$  to  $t$  where each pair of paths has at most  $k-1$  vertices in common excluding  $s$  and  $t$ . By Corollary 3.24, we can take at least  $\left(\frac{n}{2(l-1)}\right)^k$  such paths. Now for each  $j$  we take the partition  $(E_{1j}, E_{2j})$  of the edges of  $P_j$  and the functions  $g_{1j}, g_{2j} : \mathcal{C} \rightarrow \mathbb{R}$  as follows. There is some permutation  $\omega_j$  such that for all  $i$ ,  $\omega_j(v_i)$  is the  $i$ th vertex of the path  $P_j$ . Take  $(E_{ij})$  to be  $\omega_j(E_i)$  where  $\omega_j(E_i) = \{\omega_j(v) \rightarrow \omega_j(w) : \{v \rightarrow w\} \in E_i\}$  and take  $g_{ij} = \sum_{V \subseteq V(G) \setminus \{s, t\}} c_{Vi} e_{\omega_j(V)}$  for  $i \in \{1, 2\}$  where  $\omega_j(V) = \{\omega_j(v) : v \in V\}$ .

Note that for all  $j$ ,

1.  $g_{ij}$  is  $E_{ij}$ -invariant for  $i \in \{1, 2\}$
2.  $\hat{g}_{1jV} = \hat{g}_{2jV}$  for all  $V \subseteq V(P_j) \setminus \{s, t\}$  with  $|V| < k$  for some  $k \geq 1$  and  $\hat{g}_{ijV} = 0$  whenever  $V \not\subseteq V(P_j)$ .
3.  $\hat{g}_{1j\{\}} = \hat{g}_{1\{\}} \neq 0$

This implies that for any two distinct  $j_1, j_2$ ,  $(g_{2j_1} - g_{1j_1}) \cdot (g_{2j_2} - g_{1j_2}) = 0$ . Now by Corollary 5.34,

$$m(\mathcal{P}_{n,l}) \geq m(I) = \sqrt{\sum_j \frac{(g_{2j\{\}} + g_{1j\{\}})^2}{\|g_{2j} - g_{1j}\|^2}} = \sqrt{\left(\left(\frac{n}{2(l-1)}\right)^k \frac{(2\hat{g}_{1\{\}})^2}{\|g_2 - g_1\|^2}\right)}, \text{ as needed. } \square$$

**Example 5.37.** For  $l = 2$  and  $k = 1$  we can take  $E_1 = \{s \rightarrow v_1\}$ ,  $E_2 = \{v_1 \rightarrow t\}$ ,  $g_2 = \frac{1}{2}(e_{\{s\}} + e_{\{v_1\}})$ , and  $g_1 = \frac{1}{2}(e_{\{s\}} + e_{\{v_1\}})$ . Using Proposition 5.36 it is easily verified that  $g_i$  is  $E_i$ -invariant for  $i \in \{1, 2\}$  so by Theorem 5.35, for all  $n \geq 4$ ,  $m(\mathcal{P}_{n,1}) \geq \sqrt{\frac{n}{2}}$

**Example 5.38.** For  $l = 3$  and  $k = 2$  we can take  $E_1 = \{s \rightarrow v_1, v_2 \rightarrow t\}$ ,  $E_2 = \{v_1 \rightarrow v_2\}$ ,  $g_2 = \frac{1}{4}(e_{\{s\}} - e_{\{v_1\}} + e_{\{v_2\}} + 3e_{\{v_1, v_2\}})$ , and  $g_1 = \frac{1}{4}(e_{\{s\}} - e_{\{v_1\}} + e_{\{v_2\}} - e_{\{v_1, v_2\}})$ . Using Proposition 5.36 it is easily verified that  $g_i$  is  $E_i$ -invariant for  $i \in \{1, 2\}$  so by Theorem 5.35, for all  $n \geq 8$ ,  $m(\mathcal{P}_{n,2}) \geq \frac{n}{4}$

**Remark 5.39.** While these bounds are not as good as those obtained from the linear independence argument, this technique does not break down for longer paths.

## 6. FINDING INVARIANTS

While the Fourier analysis and invariant approach of Section 5 is powerful, we still need to actually find suitable invariants. In this section, we adapt results from 3 and 4 to the Fourier analysis and invariants approach and show that we can use these results to find the invariants we need. In particular, we prove the following theorem:

**Theorem 6.1.** For all  $l \geq 2$ , if  $V(G) = \{s, t, v_1, \dots, v_{l-1}\}$  and  $P$  is the path  $s \rightarrow v_1 \rightarrow \dots \rightarrow v_{l-1} \rightarrow t$ , then there is a partition  $(E_1, E_2)$  of the edges of  $P$  and functions  $g_1, g_2$  such that:

1.  $g_i$  is  $E_i$ -invariant for  $i \in \{1, 2\}$
2.  $\hat{g}_{1V} = \hat{g}_{2V}$  for all  $V \subseteq V(G) \setminus \{s, t\}$  with  $|V| < \lceil \lg l \rceil$
3.  $\hat{g}_{1\emptyset} \neq 0$

Combined with Theorem 5.35, this immediately proves Theorem 1.15, which implies a superpolynomial lower bound on monotone switching networks solving directed connectivity on  $n$  vertices.

**Theorem 1.15.** For any constant  $l \geq 1$ ,  $m(\mathcal{P}_{n,l})$  is at least  $\Omega(n^{\frac{\lceil \lg l \rceil}{2}})$ , where the constant depends on  $l$ .

**Remark 6.2.** In order to give an explicit superpolynomial lower bound on monotone switching networks solving directed connectivity using Theorem 5.35, we would need to bound  $\frac{2\hat{g}_{1\{s\}}}{\|g_2 - g_1\|}$ . While we could prove such In Section 7 we will prove a more general version of Theorem 5.35 and show how to use it to obtain tight lower bounds on monotone switching networks solving directed connectivity.

We begin our adaptation of the results of Sections 3 and 4 to the Fourier analysis and invariants approach by taking certain knowledge descriptions and knowledge descriptions and giving a corresponding function description.

**Definition 6.3.** For a given knowledge set  $K$ , define the function

$$K : \mathcal{C} \rightarrow \{-1, 1\}$$

$K(C) = 1$  if there is an edge in  $K$  which crosses  $C$  and  $-1$  otherwise.

**Proposition 6.4.** If a monotone switching network for directed connectivity has a valid certain-knowledge description  $\{K_{v'}\}$  where each vertex  $v'$  is assigned the knowledge set  $K_{v'}$  then  $\{K_{v'}\}$  is a valid function description for  $G'$  where each vertex  $v'$  is assigned the function  $K_{v'}$ .

**Definition 6.5.** For a given state of knowledge  $J$ , define the function

$$J : \mathcal{C} \rightarrow \{-1, 1\}$$

$J(C) = 1$  if there is no  $K$  in  $J$  such that  $K(C) = -1$  and  $-1$  otherwise.

**Proposition 6.6.** If a monotone switching network for directed connectivity has a valid knowledge description  $\{J_{v'}\}$  where each vertex  $v'$  is assigned the state of knowledge  $J_{v'}$  then  $\{J_{v'}\}$  is a valid function description for  $G'$  where each vertex  $v'$  is assigned the function  $J_{v'}$ .

**Remark 6.7.** *If we take the knowledge description given in the proof of Proposition 4.8 and take the corresponding function description we will obtain the function description given in the proof of Proposition 5.3.*

Throughout this section we will assume that  $V(G)$  is a set of vertices with distinguished vertices  $s, t$  and we will only consider sound monotone switching networks  $G'$  for directed connectivity on  $V(G)$  with a given valid knowledge description and the corresponding function description.

**6.1. A criterion for invariance.** To successfully find a good invariant, we need an effective way to ensure that the function  $g_i$  is  $E_i$ -invariant for  $i \in \{1, 2\}$ . If we had a nice explicit formula for  $g_i$  either in terms of cuts or Fourier coefficients, then we could check the  $E_i$ -invariance directly. However, judging by examples 5.37 and 5.38, we are unlikely to be able to obtain such a nice formula. Thus, we instead use the following extremely useful criterion for invariance.

**Theorem 6.8.** *If  $g$  is a function from  $\mathcal{C}$  to  $\mathbb{R}$  and  $E$  is a set of edges between vertices in  $V(G)$  then  $g$  is  $E$ -invariant if and only if  $\phi'_g(v'_1) = \phi'_g(v'_2)$  whenever  $v'_1, v'_2$  are vertices of  $G'_c(V(G))$  such that it is possible to get from  $v'_1$  to  $v'_2$  using an edge  $e \in E$ .*

Before proving Theorem 6.8, we need a few preliminary results.

**Proposition 6.9.** *If  $g$  is a function from  $\mathcal{C}$  to  $\mathbb{R}$  and  $E$  is a set of edges between vertices in  $V(G)$  then  $g$  is  $E$ -invariant if and only if  $\phi_g(J_1) = \phi_g(J_2)$  whenever  $J_1, J_2$  are states of knowledge for  $V(G)$  such that it is possible to get from  $J_1$  to  $J_2$  using some edge  $e \in E$  and all knowledge sets in  $J_1$  and  $J_2$  are either equal to  $K_{v'}$  or have the form  $K_V$  where  $V \subseteq V(G) \setminus \{s, t\}$ .*

*Proof.* The only if direction is trivial. To prove the if direction, assume that  $g(C) \neq 0$  for some cut  $C$  which can be crossed by an edge  $e \in E$ . If  $R(C) \neq \emptyset$ , take  $J_1 = \{K_{L(C)}\}$  and  $J_2 = \cup_{v \in R(C)} \{K_{L(C) \cup \{v\}}\}$ . If  $R(C) = \emptyset$ , take  $J_1 = \{K_{L(C)}\}$ ,  $J_2 = J_{v'}$ . It is easily verified that  $J_2(C) = 1$ ,  $J_1(C) = -1$ , and we can get from  $J_1$  to  $J_2$  with the edge  $e$ . Now consider any cut  $C_2 \in \mathcal{C}$ . If  $L(C) \cap R(C_2)$  is nonempty then  $J_1(C_2) = J_2(C_2) = 1$ . If  $R(C_2) \subsetneq R(C)$  then  $J_1(C_2) = J_2(C_2) = -1$ . Thus, if  $C_2 \neq C$  then  $J_1(C_2) = J_2(C_2)$ .  $\phi_g(J_2) - \phi_g(J_1) = 2g(C) \neq 0$  and both  $J_1$  and  $J_2$  have the required form, yet we can get from  $J_1$  to  $J_2$  with the edge  $e$ , so the given condition does not hold, as needed.  $\square$

**Lemma 6.10.** *Let  $J_1 = \{K_{11}, \dots, K_{1m_1}\}$  and let  $J_2 = \{K_{21}, \dots, K_{2m_2}\}$ . If we can get from  $J_1$  to  $J_2$  using some edge  $e$  then we may write  $J_2 - J_1$  as a sum of terms of the form  $K_2 - K_1$  where we can get from  $K_1$  to  $K_2$  with the edge  $e$  and both  $K_1$  and  $K_2$  are either of the form  $\cup_{i \in S} K_{1i}$  where  $S \subseteq [1, m_1]$ ,  $S \neq \emptyset$  or the form  $\cup_{k \in T} K_{2k}$  where  $T \subseteq [1, m_2]$ ,  $T \neq \emptyset$ .*

*Proof.* We first give a proposition which allows us to express  $J_2 - J_1$  in terms of these knowledge sets.

**Proposition 6.11.** *If  $J = \{K_1, K_2, \dots, K_m\}$  where  $m \neq 0$ , then for any  $C \in \mathcal{C}$*   
 $J(C) = \sum_{S \subseteq [1, m], S \neq \emptyset} (-1)^{|S|+1} ((\cup_{i \in S} K_i)(C)).$

*Proof.* This is just the inclusion-exclusion principle. Note that  $J(C) = 1$  if  $K_i(C) = 1$  for every  $i$  and  $-1$  otherwise. If  $K_i(C) = -1$  for some  $i$ , then we can add or remove  $i$  from  $S$  without affecting  $(\cup_{i \in S} K_i)(C)$ . But then all terms in the sum on the right cancel except  $K_i(C)$ , which is  $-1$ .

If  $K_i(C) = 1$  for all  $i$ , then for all non-empty subsets  $S$  of  $[1, m]$ ,  $(\cup_{i \in S} K_i)(C) = 1$ . Choosing an arbitrary  $i$ , we can add or remove  $i$  from  $S$  without affecting  $(\cup_{i \in S} K_i)(C)$ , so we again have that everything cancels except  $K_i(C)$ , which is 1.  $\square$

We now prove Lemma 6.10 using a similar construction to the one used in the proof of Theorem 4.12.

**Definition 6.12.** *Given states of knowledge  $J_1, J_2$  for  $V(G)$  such that we can get from  $J_1$  to  $J_2$  using some edge  $e$ , define the certain-knowledge switching network  $H'(J_1, J_2, e)$  as follows:*

*For each  $i \in [1, 2]$ , we may write  $J_i = \{K_{i1}, \dots, K_{im_i}\}$  for some positive integer  $m_i$  and some knowledge*

sets  $K_{i1}, \dots, K_{im_i}$ . For each  $i \in [1, 2]$  and each non-empty subset  $S$  of  $[1, m_i]$  let  $K_{iS} = \cup_{j \in S} K_{ij}$ . We take  $V(H'(J_1, J_2, e)) = \{s', t'\} \cup \{w'_{iS} : i \in [1, 2], S \subseteq [1, m_i], S \neq \emptyset\}$  where each  $w'_{iS}$  has knowledge set  $K_{iS}$ . We take all possible edges with label  $e$  which are allowed by condition 2 of Definition 3.8.

Applying the same logic as was used in the proof of Theorem 4.12, we obtain maps  $\phi_1 : [1, m_1] \rightarrow [1, m_2]$  and  $\theta_2 : [1, m_2] \rightarrow [1, m_1]$ . Now if we are at a vertex  $w'_{1S}$  where  $S \subseteq [1, m_1]$ ,  $S \neq \emptyset$ , we can try to move forwards as follows:

1. If for all  $j \in S$ ,  $\theta_2(\phi_1(j)) = j$  then we take  $T = \{\phi_1(j) : j \in S\}$  and go to  $w'_{2T}$ . In this case, we succeed in going forward.
2. If  $\exists j \in S : \theta_2(\phi_1(j)) \neq j$ , then let  $j_0$  be the smallest such  $j$ . Take  $S_2 = S \Delta \{\theta_2(\phi_1(j_0))\}$  and go to  $w'_{1S_2}$ , where  $\Delta$  is the symmetric difference operator.

Similarly, if we are at a vertex  $w'_{2T}$  where  $T \subseteq [1, m_2]$ ,  $T \neq \emptyset$ , we can try to move backwards as follows:

1. If for all  $k \in T$ ,  $\phi_1(\theta_2(k)) = k$  then we take  $S = \{\theta_2(k) : k \in T\}$  and go to  $w'_{1S}$ . In this case, we succeed in going backwards.
2. If  $\exists k \in T : \phi_1(\theta_2(k)) \neq k$ , then let  $k_0$  be the smallest such  $k$ . Take  $T_2 = T \Delta \{\phi_1(\theta_2(k_0))\}$  and go to  $w'_{2T_2}$ , where  $\Delta$  is the symmetric difference operator.

Following the same logic as was used in the proof of Theorem 4.12, all of these moves can be done with the edge  $e$ . Let  $H'_{red}(J_1, J_2, e)$  be the subgraph of  $H'(J_1, J_2, e)$  with only the edges chosen in the above way. It is easily verified that each edge of  $H'_{red}(J_1, J_2, e)$  is chosen from both of its endpoints, so  $s'$  and  $t'$  are not incident with any edges of  $H'_{red}(J_1, J_2, e)$  and each other vertex of  $H'_{red}(J_1, J_2, e)$  is incident with exactly one edge of  $H'_{red}(J_1, J_2, e)$ . Now give each edge  $e'$  of  $H'_{red}(J_1, J_2, e)$  a direction  $d'(e')$  as follows:

For each vertex  $w'_{1S}$ , make it a source vertex if  $|S|$  is odd and a sink vertex if  $|S|$  is even. For each vertex  $w'_{2T}$ , make it a source vertex if  $|T|$  is even and a sink vertex if  $|T|$  is odd. It is easily verified that each edge  $e'$  in  $H'_{red}(J_1, J_2, e)$  has one endpoint which is a source vertex and one endpoint which is a sink vertex. For each such edge  $e'$ , take  $d'(e')$  so that  $e'$  goes from source to sink. It now follows from Proposition 6.11 that  $J_2 - J_1 = \sum_{e' \in E(H'_{red}(J_1, J_2, e))} \Delta'(e', d'(e'))$  and this completes the proof.  $\square$

**Remark 6.13.** *If we have a path  $P'$  in  $G'$  from  $s'$  to  $t'$ , we can form the certain-knowledge switching network  $H'_{red}(G', P')$  by taking the certain knowledge switching networks  $H'_{red}(J_1, J_2, e)$  corresponding to each edge of  $P'$  and merging them together, deleting the extra copies of  $s'$  and  $t'$ . If we do this with the given directions, in  $H'_{red}(G', P')$  we will have that  $s'$  has indegree 0 and outdegree 1,  $t'$  has indegree 1 and outdegree 0, and each other vertex of  $H'_{red}(G', P')$  has indegree 1 and outdegree 1. This immediately implies that  $H'_{red}(G', P')$  consists of a set of directed loops  $\{L'_i\}$  and a directed path  $P'_{H'}$  from  $s'$  to  $t'$ . Moreover, if we look at the analysis closely, we can deduce the following very elegant result:*

*For any function  $g : \mathcal{C} \rightarrow \mathbb{R}$  and any set  $E$  of possible edges on  $V(G)$ ,  $\int_{P'} \phi'_g \delta'_E = \int_{P'_{H'}} \phi'_g \delta'_E + \sum_i \int_{L'_i} \phi'_g \delta'_E$*

With these results, we can now prove Theorem 6.8.

**Theorem 6.8.** *If  $g$  is a function from  $\mathcal{C}$  to  $\mathbb{R}$  and  $E$  is a set of edges between vertices in  $V(G)$  then  $g$  is  $E$ -invariant if and only if  $\phi'_g(v'_1) = \phi'_g(v'_2)$  whenever  $v'_1, v'_2$  are vertices of  $G'_c(V(G))$  such that it is possible to get from  $v'_1$  to  $v'_2$  using an edge  $e \in E$ .*

*Proof.* The only if direction is trivial. To prove the if direction, assume that  $g(C) \neq 0$  for some cut  $C$  which can be crossed by an edge  $e \in E$ . By Proposition 6.9, there exist states of knowledge  $J_1, J_2$  for  $V(G)$  such that it is possible to get from  $J_1$  to  $J_2$  using some edge  $e \in E$  and all knowledge sets in  $J_1$  and  $J_2$  are either equal to  $K_{i'}$  or have the form  $K_V$  where  $V \subseteq V(G) \setminus \{s, t\}$ , but  $\phi_g(J_1) \neq \phi_g(J_2)$ . But then by Lemma 6.10, we may write  $J_2 - J_1$  as a sum of terms of the form  $K_2 - K_1$  where we can get from  $K_1$  to  $K_2$  with the edge  $e$  and both  $K_1$  and  $K_2$  are either  $K_{i'}$  or of the form  $K_V$  where  $V \subseteq V(G) \setminus \{s, t\}$ . Since  $\phi_g(J_2) - \phi_g(J_1) = g \cdot (J_2 - J_1) \neq 0$ , there must be at least one such pair  $K_1, K_2$  such that  $g \cdot (K_2 - K_1) \neq 0$ . But then taking  $v'_1$  and  $v'_2$  to be the corresponding vertices in  $G'_c(V(G))$ , we can get from  $v'_1$  and  $v'_2$  with the edge  $e$  but  $\phi'_g(v'_1) \neq \phi'_g(v'_2)$ , so the given condition is not satisfied, as needed.  $\square$

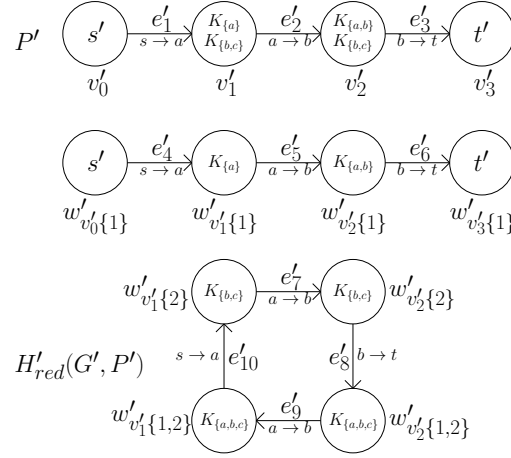


FIGURE 21. In this figure, we illustrate the construction given in Remark 6.13. It can be verified that if we take  $e'_i = \Delta'(e'_i, d'(e'_i))$  where  $d'(e'_i)$  is the direction for  $e'_i$  shown in the figure, then  $e'_1 = e'_4 + e'_{10}$ ,  $e'_2 = e'_5 + e'_{11} + e'_{12} + e'_{13}$ , and  $e'_3 = e'_6 + e'_{14}$ .

**6.2. Constructing invariants.** In this subsection, we complete the proof of Theorem 6.1 by showing how to construct functions  $g_1, g_2$  with the needed properties.

**Proposition 6.14.** *For any  $V \subseteq V(G) \setminus \{s, t\}$ ,  $K_V = e_{\{s,t\}} - \frac{1}{2^{|V|-1}} \sum_{U \subseteq V} (-1)^{|U|} e_U$*

*Proof.* Note that  $(e_{\{s,t\}} - K_V)(C) = 2$  if  $V \subseteq L(C)$  and 0 otherwise. By direct computation, this implies that  $(e_{\{s,t\}} - K_V) = \frac{1}{2^{|V|-1}} \sum_{U \subseteq V} (-1)^{|U|} e_U$ , as needed.  $\square$

**Corollary 6.15.**

1. For all  $V \subseteq V(G) \setminus \{s, t\}$ ,  $e_V \cdot K_V \neq 0$
2. For all subsets  $U, V$  of  $V(G) \setminus \{s, t\}$ , if  $U \not\subseteq V$  then  $e_U \cdot K_V = 0$ .

**Lemma 6.16.** *For any set of values  $\{a_V : V \subseteq V(G) \setminus \{s, t\}\}$ , there is a unique function  $g : \mathcal{C} \rightarrow \mathbb{R}$  such that for all  $V \subseteq V(G) \setminus \{s, t\}$ ,  $\phi_g(K_V) = a_V$ .*

*Furthermore, for this function  $g$ , if  $V \subseteq V(G) \setminus \{s, t\}$  and  $a_U = 0$  whenever  $U \subseteq V$  then  $\hat{g}_V = 0$*

*Proof.* To see the first part of the lemma, pick an ordering of the  $V$  such that no  $V$  is a subset of an earlier  $V$ . Now pick the Fourier coefficients  $\hat{g}_V$  in that order. By Corollary 6.15, for all  $V \subseteq V(G) \setminus \{s, t\}$ ,  $e_V \cdot K_V \neq 0$ . Also, for all subsets  $U, V$  of  $V(G) \setminus \{s, t\}$ , if  $U \not\subseteq V$  then  $e_U \cdot K_V = 0$ . This means that when we pick each coefficient  $\hat{g}_V$ , the resulting value of  $\phi_g(K_V)$  will be a linear non-constant function of  $\hat{g}_V$  and our choice of  $\hat{g}_V$  will not affect any earlier values. This implies that at each point there is a unique choice for  $\hat{g}_V$  giving  $\phi_g(K_V) = a_V$ , which implies that there is a unique function  $g : \mathcal{C} \rightarrow \mathbb{R}$  such that for all  $V \subseteq V(G) \setminus \{s, t\}$ ,  $\phi_g(K_V) = a_V$ , as needed.

To see the second part of the lemma, assume it is false. Then there is a subset  $V$  of  $V(G) \setminus \{s, t\}$  such that  $\hat{g}_V \neq 0$ ,  $\hat{g}_U = 0$  for all  $U \subsetneq V$ , and  $\phi_g(K_U) = 0$  for all  $U \subseteq V$ . But by Corollary 6.15, if  $\hat{g}_V \neq 0$  and  $\hat{g}_U = 0$  for all  $U \subsetneq V$  then  $\phi_g(K_V) \neq 0$ . Contradiction.  $\square$

We are now ready to construct our invariants and prove Theorem 6.1.

**Theorem 6.1.** *For all  $l \geq 2$ , if  $V(G) = \{s, t, v_1, \dots, v_{l-1}\}$  and  $P$  is the path  $s \rightarrow v_1 \rightarrow \dots \rightarrow v_{l-1} \rightarrow t$ , then there is a partition  $(E_1, E_2)$  of the edges of  $P$  and functions  $g_1, g_2$  such that:*

1.  $g_i$  is  $E_i$ -invariant for  $i \in \{1, 2\}$

2.  $\hat{g}_{1V} = \hat{g}_{2V}$  for all  $V \subseteq V(G) \setminus \{s, t\}$  with  $|V| < \lceil \lg l \rceil$
3.  $\hat{g}_{1\emptyset} \neq 0$

*Proof.* We take  $v_0 = s$ ,  $v_l = t$ ,  $E_1 = \{v_i \rightarrow v_{i+1} : i \text{ is even}\}$ , and  $E_2 = \{v_i \rightarrow v_{i+1} : i \text{ is odd}\}$ .

Note that by Theorem 6.8, the first part of Corollary 6.15, and the second part of Lemma 6.16, the three conditions of Theorem 6.1 are equivalent to the following three conditions:

1. For all  $i \in \{1, 2\}$ ,  $\phi'_{g_i}(v'_1) = \phi'_{g_i}(v'_2)$  for any vertices  $v'_1, v'_2$  of  $G'_c(V(G))$  such that we can get from  $v'_1$  to  $v'_2$  with an edge in  $E_i$ .
2.  $\phi_{g_1}(K_V) = \phi_{g_2}(K_V)$  for all  $V \subseteq V(G) \setminus \{s, t\}$  with  $|V| < \lceil \lg l \rceil$
3.  $\phi_{g_1}(K_{\emptyset}) \neq 0$

By Lemma 6.16, we can choose the values  $\{\phi_{g_i}(K_V) : i \in \{1, 2\}, V \subseteq V(G) \setminus \{s, t\}\}$  freely, so it is sufficient to give a function  $b' : V(G'_c(V(G))) \times \{1, 2\} \rightarrow \mathbb{R}$  such that

1. If we can get from  $v'_1$  to  $v'_2$  with an edge in  $E_i$  then  $b'(v'_1, i) = b'(v'_2, i)$
2.  $b'(v', 1) = b'(v', 2)$  whenever  $v'$  has knowledge set  $K$  where  $K \in \{K_V : V \subseteq V(G) \setminus \{s, t\}, |V| < \lceil \lg l \rceil\} \cup \{K_{t'}\}$
3.  $b'(s', 1) = -1$ ,  $b'(t', 1) = 1$ .

We will choose the values  $\{b'(v', i)\}$  as follows. Create a graph  $H'$  with

$$V(H') = \{v' \in V(G'_c(V(G))) : v' \text{ has knowledge set } K \in \{K_V : V \subseteq V(G) \setminus \{s, t\}, |V| < \lceil \lg l \rceil\} \cup \{K_{t'}\}\}$$

$$E(H') = \{(u', v') : \text{there is an } i \text{ and a path } P' \text{ from } u' \text{ to } v' \text{ in } G'_c(V(G)) : \forall e' \in E(P'), \mu'(e') \in E_i\}$$

Choose any set of values  $\{b'(v')\}$  such that  $b'(u') = b'(v')$  whenever  $u'$  and  $v'$  are in the same connected component of  $H'$ . Now for each  $i$  let  $H'_i$  be the graph with

$$V(H'_i) = V(G'_c(V(G)))$$

$$E(H'_i) = E(H) \cup \{e' \in E(G'_c(V(G))) : \mu'(e') \in E_i\}.$$

**Proposition 6.17.** *If  $u', v' \in V(H')$  and  $u'$  and  $v'$  are in the same connected component of  $H'_i$  for some  $i$  then  $u'$  and  $v'$  are in the same connected component of  $H'$ .*

*Proof.* Assume that there are  $u', v' \in V(H')$  such that  $u'$  and  $v'$  are in the same connected component of  $H'_i$  for some  $i$  but  $u'$  and  $v'$  are in the same connected component of  $H'$ . Consider a path  $P'$  of minimal length between two such vertices.  $P'$  cannot contain any vertex  $w' \in V(H)$  not equal to  $u'$  or  $v'$  as otherwise either the path from  $u'$  to  $w'$  or the path from  $w'$  to  $v'$  would be a shorter path between two vertices in different connected components of  $H'$ . But then all of the edges of  $P'$  are in  $E(G'_c(V(G)))$  and have label in  $E_i$  so by definition there is an edge between  $u'$  and  $v'$  in  $H'$  which is impossible because  $u'$  and  $v'$  are in different connected components of  $H'$ . Contradiction.  $\square$

Now choose any set of values  $\{b'(v', i)\}$  such that  $b'(u', i) = b'(v', i)$  whenever  $u'$  and  $v'$  are in the same connected component of  $H'_i$  and if  $v' \in V(H')$  then  $b'(v', i) = b'(v')$  for all  $i$ . By Proposition 6.17 we are able to do this regardless of what set of values  $\{b'(v')\}$  was chosen as long  $b'(u') = b'(v')$  whenever  $u'$  and  $v'$  are in the same connected component of  $H'$ .

It is easily verified that both conditions 1 and 2 will be satisfied. We just need to ensure that  $s'$  and  $t'$  are in different components of  $H'$  so that we can choose  $b'(s') = -1$  and  $b'(t') = 1$  and satisfy condition 3 as well. This follows immediately from the following generalization of Lemma 3.26 and this completes the proof of Theorem 6.1.

**Lemma 6.18.** *Let  $G'$  be a certain-knowledge switching network for directed connectivity on  $V(G)$  with a given valid certain-knowledge description. If  $P = \{s \rightarrow v_1, v_1 \rightarrow v_2, \dots, v_{l-1} \rightarrow t\}$  is a path of length  $l$  from  $s$  to  $t$  in  $G$ , then taking  $v_0 = s$ ,  $v_l = t$ ,  $E_1 = \{v_i \rightarrow v_{i+1} : i \text{ is even}\}$ , and  $E_2 = \{v_i \rightarrow v_{i+1} : i \text{ is odd}\}$  any path  $P'$  in  $G'$  from  $s'$  to  $t'$  using only the edges of  $P$  must pass through at least one vertex  $a'$  such that  $K_{a'} \neq K_{t'}$ , the union of the endpoints of the edges in  $K_{a'}$  is a subset of  $\{s, v_1, v_2, \dots, v_{l-1}, t\}$  that contains at least  $\lceil \lg(l) \rceil$  of  $v_1, v_2, \dots, v_{l-1}$ , and  $a'$  is incident with both an edge in  $P'$  with label in  $E_1$  and an edge in  $P'$  with label in  $E_2$ .*

*Proof.* The proof is identical to the proof of Lemma 3.26, except that in the inductive hypothesis we also require that  $a'$  is incident with both an edge in  $P'$  with label in  $E_1$  and an edge in  $P'$  with label in  $E_2$ .  $\square$

$\square$

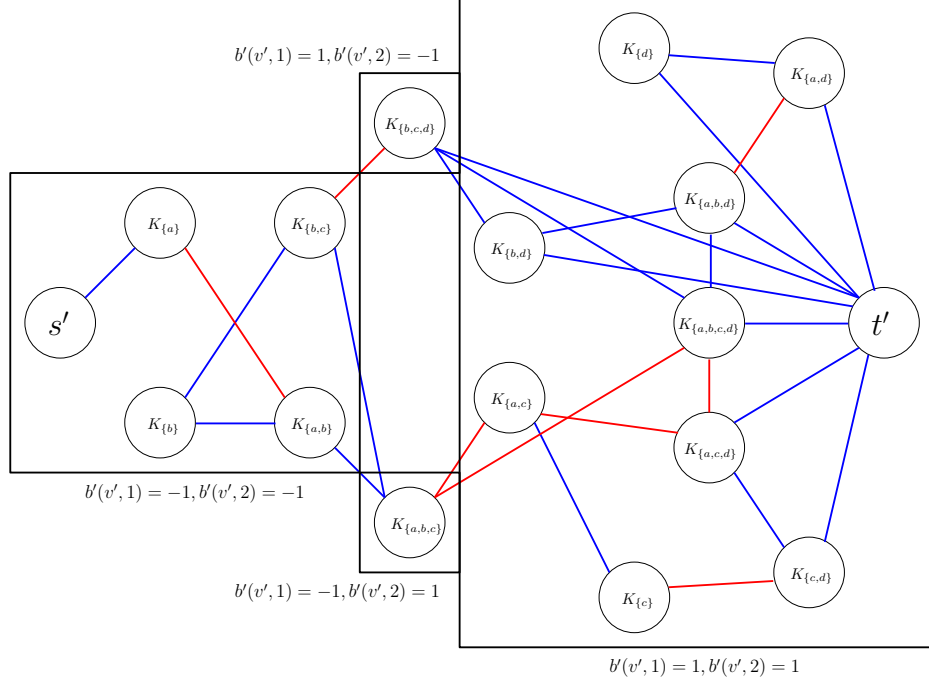


FIGURE 22. In this figure, we show  $G'_c(V(G))$  for  $V(G) = \{s, t, a, b, c\}$  as well as the values  $\{b'(v', i)\}$  given to each vertex  $v' \in V(G'_c(V(G)))$  by the construction in the proof of Theorem 6.1. The edges of  $G'_c(V(G))$  with label in  $E_1$  are shown in blue, the edges of  $G'_c(V(G))$  with label in  $E_2$  are shown in red, and the other edges of  $G'_c(V(G))$  are not shown.

## 7. AN $n^{\Omega(\lg n)}$ LOWER SIZE BOUND

In this section, we prove Theorem 1.11 using more powerful invariants. We begin by generalizing some of the techniques in Section 5.

**Lemma 7.1.** *Let  $G$  be an input graph and let  $G'$  be a monotone switching network for directed connectivity on  $V(G)$ . If we have a partition  $(E_1, \dots, E_k)$  of the edges of  $G$  and potentials  $\phi'_1, \dots, \phi'_k$  on  $G'$  such that  $\phi'_i$  is  $E_i$ -invariant for  $i \in [1, k]$ , then for any walk  $W'$  in  $G'$  from  $s'$  to  $t'$  using only the edges of  $G$ ,  $\int_{W'} (\sum_{i=2}^k (i'_{\phi'_i} - i'_{\phi'_1})(\delta'_{E(G) \setminus E_i})) = \phi'_1(t') - \phi'_1(s') + \sum_{i=2}^k ((\phi'_i(t') - \phi'_i(s')) - (\phi'_1(t') - \phi'_1(s')))$ . Moreover, if  $G'$  accepts  $G$  then*

$$\exists i \in [2, k] : \sum_{v' \in V(G')} |\phi'_i(v') - \phi'_1(v')| \geq \frac{1}{k-1} |\phi'_1(t') - \phi'_1(s') + \sum_{i=2}^k ((\phi'_i(t') - \phi'_i(s')) - (\phi'_1(t') - \phi'_1(s')))|$$

*Proof.* Let  $W'$  be a walk from  $s'$  to  $t'$  in  $G'$  using only the edges of  $G$ . Since  $\phi'_i$  is  $E_i$ -invariant,  $\forall i, \int_{W'} (i'_{\phi'_i})(\delta'_{E(G) \setminus E_i}) = \int_{W'} (i'_{\phi'_i}) = \phi'_i(t') - \phi'_i(s')$ .

Since  $\phi'_1$  is  $E_1$ -invariant,

$$\int_{W'} (i'_{\phi'_1})(\delta'_{E(G) \setminus E_i}) = \int_{W'} (i'_{\phi'_1}) - \int_{W'} (i'_{\phi'_1})(\delta'_{E_i})$$

$\sum_{i=2}^k (i'_{\phi'_1})(\delta'_{E(G)\setminus E_i}) = (k-1) \int_{W'} (i'_{\phi'_1}) - \int_{W'} (i'_{\phi'_1})(\delta'_{E(G)\setminus E_1}) = (k-2) \int_{W'} (i'_{\phi'_1}) = (k-2)(\phi'_1(t) - \phi'_1(s))$   
 Putting everything together,

$\int_{W'} (\sum_{i=2}^k (i'_{\phi'_i} - i'_{\phi'_1})(\delta'_{E(G)\setminus E_i})) = \phi'_1(t) - \phi'_1(s) + \sum_{i=2}^k ((\phi'_i(t) - \phi'_i(s)) - (\phi'_1(t) - \phi'_1(s)))$ , as needed.  
 To see the moreover part, note that if  $G'$  accepts  $G$  then there is a path  $P'$  from  $s'$  to  $t'$  in  $G'$  using only the edges of  $G$ . Now by definition, for all  $i \in [2, k]$ ,

$\int_{P'} (i'_{\phi'_i} - i'_{\phi'_1})(\delta'_{E(G)\setminus E_i}) = \sum_{e' \in P'} (i'_{\phi'_i} - i'_{\phi'_1})(\delta'_{E(G)\setminus E_i})(e', d'(P', e'))$ , where  $d'(P', e')$  is the direction of  $e'$  in  $P'$ . This is equal to

$$\sum_{e' \in P': \mu'(e') \in E(G)\setminus E_i} (\phi'_i(v'_{sink}) - \phi'_1(v'_{sink})) - (\phi'_i(v'_{source}) - \phi'_1(v'_{source}))$$

where  $e'$  with direction  $d'(P', e')$  goes from  $v'_{source}$  to  $v'_{sink}$ .

Since  $P'$  is a path, it is easily verified that each term  $(\phi'_i(v') - \phi'_1(v'))$  appears with coefficient  $-1, 0$ , or  $1$  in this sum. Thus,

$$|\int_{P'} (i'_{\phi'_i} - i'_{\phi'_1})(\delta'_{E(G)\setminus E_i})| = |\sum_{e' \in P'} (i'_{\phi'_i} - i'_{\phi'_1})(\delta'_{E(G)\setminus E_i})(e', d'(P', e'))| \leq \sum_{v' \in V(G')} (|\phi'_i(v') - \phi'_1(v')|)$$

$|\sum_{i=2}^k (\int_{P'} (i'_{\phi'_i} - i'_{\phi'_1})(\delta'_{E(G)\setminus E_i}))| \leq \sum_{i=2}^k |\int_{P'} (i'_{\phi'_i} - i'_{\phi'_1})(\delta'_{E(G)\setminus E_i})| \leq \sum_{i=2}^k (\sum_{v' \in V(G')} (|\phi'_i(v') - \phi'_1(v')|))$   
 which by the first part of the lemma implies that

$\exists i \in [2, k] : \sum_{v' \in V(G')} |\phi'_i(v') - \phi'_1(v')| \geq \frac{1}{k-1} |\phi'_1(t') - \phi'_1(s') + \sum_{i=2}^k ((\phi'_i(t') - \phi'_i(s')) - (\phi'_1(t') - \phi'_1(s')))|$ ,  
 as needed.  $\square$

**Corollary 7.2.** *Let  $G$  be an input graph containing a path from  $s$  to  $t$ . If we have a partition  $(E_1, \dots, E_k)$  of the edges of  $G$  and functions  $g_i : \mathcal{C} \rightarrow \mathbb{R}$  such that  $g_i$  is  $E_i$ -invariant for all  $i \in [1, k]$ , then*

*$z(\sum_{i=2}^k (i'_{\phi'_i} - i'_{\phi'_1})(\delta'_{E(G)\setminus E_i}), G)$  is an invariant on sound monotone switching networks for directed connectivity on  $V(G)$  with value  $2(\hat{g}_{1\{}} + \sum_{i=2}^k (\hat{g}_{i\{}} - \hat{g}_{1\{}}))$ . Moreover, if  $G'$  is a sound monotone switching network for directed connectivity which accepts  $G$ , then  $\exists i \in [2, k] :$*

1.  $\sum_{v' \in V(G')} |(g_i - g_1) \cdot v'| \geq \frac{2}{k-1} |\hat{g}_{1\{}} + \sum_{i=2}^k (\hat{g}_{i\{}} - \hat{g}_{1\{}})|$
2.  $\sum_{v' \in V(G')} ((g_i - g_1) \cdot v')^2 \geq \frac{(\frac{2}{k-1}(\hat{g}_{1\{}} + \sum_{i=2}^k (\hat{g}_{i\{}} - \hat{g}_{1\{}})))^2}{|V(G')|}$

*Proof.* Everything except for the last part follows immediately from Lemma 7.1 by taking  $\phi'_i = \phi'_{g_i}$ . To see the last part, use the Cauchy-Schwarz inequality  $(\sum_{v'} f(v')g(v'))^2 \leq (\sum_{v'} f(v')^2)(\sum_{v'} g(v')^2)$  with  $f(v') = (g_i - g_1) \cdot v'$  and  $g(v') = 1$ .  $\square$

**Corollary 7.3.** *Let  $V(G)$  be a set of vertices with distinguished vertices  $s, t$  and let  $I = \{G_j\}$  be a set of input graphs on  $V(G)$  all of which contain a path from  $s$  to  $t$ . If for each  $j$  we have a partition  $(E_{1j}, \dots, E_{k_j j})$  of the edges of  $G_j$  and functions  $g_{ij} : \mathcal{C} \rightarrow \mathbb{R}$  such that  $g_{ij}$  is  $E_{ij}$ -invariant for  $i \in [1, k_j]$ , and moreover we have that for all  $j_1, j_2, i_1 \in [2, j_1]$ , and  $i_2 \in [2, j_2]$  the functions  $\{g_{i_1 j_1} - g_{1 j_1}\}$  and  $\{g_{i_2 j_2} - g_{1 j_2}\}$  are orthogonal and nonzero, then*

$$m(I) \geq \sqrt{\sum_j \frac{(\frac{2}{k_j-1}(\hat{g}_{1\{}} + \sum_{i=2}^{k_j} (\hat{g}_{i\{}} - \hat{g}_{1\{}})))^2}{\max_{i \in [2, k_j]} \|g_{ji} - g_{j1}\|^2}}$$

*Proof.* This corollary can be proved in the same way as Corollary 5.34.  $\square$

**Theorem 7.4.** *Let  $V(G) = \{s, t, v_1, \dots, v_{l-1}\}$  and let  $P$  be the path  $s \rightarrow v_1 \rightarrow \dots \rightarrow v_{l-1} \rightarrow t$ . If there is a partition  $(E_1, \dots, E_k)$  of the edges of  $P$ , and functions  $g_i$  such that:*

1.  $g_i$  is  $E_i$ -invariant for all  $i \in [1, k]$
2.  $\hat{g}_{i_1 V} = \hat{g}_{i_2 V}$  for all  $i_1, i_2 \in [1, k]$  and all  $V \subseteq V(G) \setminus \{s, t\}$  with  $|V| < m$  for some  $m \geq 1$ .
3.  $\hat{g}_{1\{}} \neq 0$

*then for all  $n \geq \min\{4, 2(l-1)^2\}$ ,  $m(\mathcal{P}_{n,l}) \geq \sqrt{((\frac{n}{2(l-1)})^m) \frac{(\frac{2}{k-1} \hat{g}_{1\{}})^2}{\max_{i \in [2, k]} \|g_i - g_1\|^2}}$*

*Proof.* This theorem can be proved in the same way as Theorem 5.35.  $\square$

We now find these functions  $\{g_i\}$  by generalizing Theorem 6.1.

**Theorem 7.5.** *For all  $l \geq 2$ , if  $V(G) = \{s, t, v_1, \dots, v_{l-1}\}$  and  $P$  is the path  $s \rightarrow v_1 \rightarrow \dots \rightarrow v_{l-1} \rightarrow t$ , then letting  $v_0 = s$  and  $v_l = t$  and taking the partition  $(E_1, \dots, E_l)$  of the edges of  $P$  where  $E_i = \{v_{i-1} \rightarrow v_i\}$ , there are functions  $g_i : \mathcal{C} \rightarrow \mathbb{R}$  such that:*

1.  $g_i$  is  $E_i$ -invariant for all  $i \in [1, l]$
2.  $\hat{g}_{i_1 V} = \hat{g}_{i_2 V}$  for all  $i_1, i_2 \in [1, l]$  and  $V \subseteq V(G) \setminus \{s, t\}$  with  $|V| < \lceil \lg l \rceil$
3.  $\hat{g}_{1\{\}} = 1$
4. Taking  $b(V, i) = g_i \cdot K_V$ ,  $b(V, i) \in \{-1, 0, 1\}$  for all  $i, V$  and  $b(V, i) = 0$  if  $|V| > \lceil \lg l \rceil$ .

*Proof.* This can be proved in the same way as Theorem 6.1. □

We now prove Theorem 1.11 by looking at the functions given by Theorem 7.5 more closely.

**Theorem 1.11.** *The minimum size of a monotone switching network solving directed connectivity on  $n$  vertices is  $n^{\Theta(\lg n)}$ . In particular, for all sufficiently large  $n$ ,  $n^{\frac{\lg n}{16}} \leq m(\mathcal{P}_n) \leq n^{\lg n + 1}$*

*Proof.* The upper bound comes from Theorem 1.13 so we just need to prove the lower bound.

**Definition 7.6.** *If  $V$  is nonempty, define the function  $g_V : \mathcal{C} \rightarrow \mathbb{R}$  to be*

$$g_V(C) = 0 \text{ if } \exists v : v \notin V, v \in L(C)$$

$$g_V(C) = 2^{n-3}(-1)^{1+|V \cap R(C)|} = 2^{n-3}(-1)^{(1+|V|)}(-1)^{|V \cap L(C)|} \text{ otherwise}$$

$$\text{Note that } g_V = 2^{|V|-1}(-1)^{(1+|V|)} \sum_{V \subseteq W \subseteq V(G) \setminus \{s, t\}} e_W$$

Define  $g_{\{\}} : \mathcal{C} \rightarrow \mathbb{R}$  to be

$$g_{\{\}}(C) = -2^{n-3} \text{ if } L(C) = V(G) \setminus \{s, t\} \text{ or } R(C) = V(G) \setminus \{s, t\}$$

$$g_{\{\}}(C) = 0 \text{ otherwise}$$

$$\text{Note that } g_{\{\}} = - \sum_{V \subseteq V(G) \setminus \{s, t\}, |V| \text{ is even}} e_V$$

**Proposition 7.7.** *If  $V_1, V_2 \subseteq V(G) \setminus \{s, t\}$ ,  $K_{V_1} \cdot g_{V_2} = 1$  if  $V_1 = V_2$ , 0 otherwise.*

*Proof.* Proposition 6.14 says that for any  $V \subseteq V(G) \setminus \{s, t\}$ ,  $K_V = e_{\{\}} - \frac{1}{2^{|V|-1}} \sum_{U \subseteq V} (-1)^{|U|} e_U$ .

If  $V_1, V_2 \subseteq V(G) \setminus \{s, t\}$  and  $V_2 \neq \emptyset$ , then

$$K_{V_1} \cdot g_{V_2} = (e_{\{\}} - \frac{1}{2^{|V_1|-1}} \sum_{U \subseteq V_1} (-1)^{|U|} e_U) \cdot (2^{|V_2|-1}(-1)^{(1+|V_2|)} \sum_{V_2 \subseteq W \subseteq V(G) \setminus \{s, t\}} e_W) =$$

$$2^{|V_2|-|V_1|} \sum_{V_2 \subseteq U \subseteq V_1} ((-1)^{|U|}(-1)^{(1+|V_2|)}), \text{ which is 1 if } V_1 = V_2 \text{ and 0 otherwise.}$$

$K_{\{\}} = -e_{\{\}}$  so  $K_{\{\}} \cdot g_{\{\}} = 1$ . If  $V \subseteq V(G) \setminus \{s, t\}$  and  $V \neq \emptyset$  then letting  $C_1 \in \mathcal{C}$  be the cut with  $L(C) = V(G) \setminus \{s, t\}$  and letting  $C_2$  be the cut with  $R(C) = V(G) \setminus \{s, t\}$ ,  $K_{\{\}} \cdot g_V = -g_V(C_2) - g_V(C_1) = 0$ , as needed. □

Now consider the functions  $\{g_i\}$  given by Theorem 7.5. We have that

$$g_i = \sum_{V \subseteq V(G) \setminus \{s, t\}} b(V, i) g_V$$

$$\hat{g}_{iV} = \sum_{U \subseteq V} b(U, i) \hat{g}_{UV} = \sum_{U \subseteq V, U \neq \emptyset} b(U, i) (-2)^{|U|-1} + b(\{\}, i) \hat{g}_{\{\}V}$$

$$\text{If } V \neq \emptyset \text{ then } |\hat{g}_{iV}| \leq 2^{2^{|V|-1}}$$

If we take the functions  $\{g_i\}$  given by Theorem 7.5 directly, then  $\|g_{i_2} - g_{i_1}\|$  may be very large. The key observation is that by Proposition 5.36 we can alter each  $g_i$  to make all Fourier coefficients  $\hat{g}_{iV}$  where  $|V| > \lceil \lg l \rceil$  zero and the modified functions will still satisfy our requirements. Indeed, we can choose the functions  $g_i$  so that for each  $i$ ,

1.  $\hat{g}_{iV} = 0$  if  $|V| > \lceil \lg l \rceil$ .
2.  $\hat{g}_{iV} \neq 0$  for at most  $\binom{l-1}{\lceil \lg l \rceil - 1}$   $V$  with  $|V| = \lceil \lg l \rceil$ .
3.  $|\hat{g}_{iV}| \leq 3 \cdot 2^{2^{\lceil \lg l \rceil - 3}}$  for all  $V$  with  $|V| = \lceil \lg l \rceil$ .

Note that when we look at  $g_{i_2} - g_{i_1}$ , all Fourier coefficients with  $|V| < \lceil \lg l \rceil$  cancel. From this, it easily follows that for any  $i_1, i_2$ ,  $\|g_{i_2} - g_{i_1}\|^2 \leq \binom{l-1}{\lceil \lg l \rceil - 1} (9 \cdot 16^{\lceil \lg l \rceil - 1})$ .

Now by Theorem 7.4, for all  $n \geq \min\{4, 2(l-1)^2\}$ ,

$$m(\mathcal{P}_{n,l}) \geq \sqrt{\left(\left(\frac{n}{2(l-1)}\right)^{\lceil \lg l \rceil}\right) \frac{\binom{\frac{2}{l-1}}{2}}{\max_{i \in [2,l]} \|g_i - g_1\|^2}} \geq \sqrt{\left(\left(\frac{n}{2(l-1)}\right)^{\lceil \lg l \rceil}\right) \frac{\binom{\frac{2}{l-1} g_{1(l)}}{2}}{\binom{l-1}{\lceil \lg l \rceil - 1} (9 \cdot 16^{\lceil \lg l \rceil - 1})}}$$

$$m(\mathcal{P}_{n,l}) \geq n^{\frac{\lceil \lg l \rceil}{2}} (l-1)^{-\left(\lceil \lg l \rceil + \frac{1}{2}\right)} 32^{-\frac{\lceil \lg l \rceil}{2}} \sqrt{(\lceil \lg l \rceil - 1)!}$$

Taking  $l = \lceil n^{\frac{1}{4}} \rceil$ , this implies that for sufficiently large  $n$ ,

$$m(\mathcal{P}_{n,l}) \geq n^{\frac{\lg n}{8} - \frac{\lg n}{16}} = n^{\frac{\lg n}{16}}, \text{ as needed.} \quad \square$$

## 8. MONOTONE ANALOGUES OF L AND NL

We would love to say directly that monotone  $L$  does not equal monotone  $NL$ . Unfortunately, as discussed in Gringi and Sipser [5], while it is relatively straightforward to define monotone  $NL$ , it is not at all clear how to define monotone  $L$ . In this section, we note that whether or not we have separated monotone  $L$  from monotone  $NL$  depends on how we define monotone  $L$ .

We define the following uniform and non-uniform monotone analogues of  $NL$ , which are the same as the ones given by Gringi and Sipser [5].

**Definition 8.1.** *A non-deterministic Turing machine  $T$  is monotone if whenever  $T$  is examining an input bit  $x_i$  and can make a given transition when  $x_i = 0$ , it can also make that transition when  $x_i = 1$ .*

**Definition 8.2.** *Define  $mNSPACE(g(n))$  to be the class of all problems solvable by a monotone non-deterministic Turing machine in  $O(g(n))$  space.*

**Theorem 8.3.** *If  $f \in mNSPACE(g(n))$  where  $g(n)$  is at least logarithmic in  $n$ , then there are monotone switching-and-rectifier networks of size at most  $2^{O(g(n))}$  computing  $f$ .*

*Proof.* This can be proved by applying the exact same construction we used to prove Theorem 2.2 and noting that if the initial non-deterministic Turing machine  $T$  is monotone then so is the resulting switching-and-rectifier network.  $\square$

By Theorem 8.3 and the fact that the directed connectivity problem is in  $mNL$ , we can define a non-uniform monotone analogue of  $NL$  as follows:

**Definition 8.4.** *Define  $mNL_{\text{switching-and-rectifier networks}}$  to be  $\{f : \{0,1\}^* \rightarrow \{0,1\} : f \text{ can be computed by monotone switching-and-rectifier networks of polynomial size}\}$*

Unfortunately, we do not know how to define a nice uniform monotone analogue of  $L$ . However, we can mimic Definition 8.4 and define a non-uniform monotone analogue of  $L$  as follows:

**Definition 8.5.** *Define  $mL_{\text{switching networks}}$  to be  $\{f : \{0,1\}^* \rightarrow \{0,1\} : f \text{ can be computed by monotone switching networks of polynomial size}\}$*

**Theorem 8.6.**  $mL_{\text{switching networks}} \subsetneq mNL_{\text{switching-and-rectifier networks}}$

*Proof.* This follows immediately from Theorem 1.11 and the fact that the directed connectivity problem is in  $mNL$ .  $\square$

However, Gringi and Sipser [5] define a different non-uniform monotone analogue of  $L$ . They define a monotone analogue of  $L$  as follows:

**Definition 8.7.** *A boolean circuit is monotone if it has no NOT gates.*

**Definition 8.8.** *A boolean circuit is leveled if we can partition the gates into levels such that the outputs of the gates at each level depend only on the inputs and the outputs of the gates at the previous level. Define the width of a leveled boolean circuit to be the maximum number of gates in a level.*

**Definition 8.9.** Define  $mL_{\text{circuits}}$  to be

$\{f : \{0,1\}^* \rightarrow \{0,1\} : f \text{ can be computed by a monotone leveled circuit of polynomial size and logarithmic width}\}$

As far as we know, our analysis does not imply any lower bounds on the minimum width and size of monotone leveled circuits solving the directed connectivity problem, so we are currently unable to prove that  $mL_{\text{circuits}} \neq mNL_{\text{switching-and-rectifier networks}}$ . Thus, although we have separated monotone analogues of  $L$  and  $NL$ , we cannot say directly that monotone  $L$  is not equal to monotone  $NL$ .

## 9. THE POWER OF NON-MONOTONE SWITCHING NETWORKS FOR DIRECTED CONNECTIVITY

Unfortunately, proving lower size bounds on all switching networks solving the directed connectivity problem is much harder than proving lower size bounds on monotone switching networks solving the directed connectivity problem. Non-monotone switching networks can use the information that edges are not there in the input graph, which can be very powerful. In this section, we show that there are small sound non-monotone switching networks for directed connectivity on  $n$  vertices which accept all of the inputs in  $\mathcal{P}_n$ , so the bound of Theorem 1.11 does not hold for non-monotone switching networks.

**Definition 9.1.** Given sets  $I_A, I_R$  of input graphs on a set  $V(G)$  of vertices with distinguished vertices  $s, t$  where each graph in  $I_A$  contains a path from  $s$  to  $t$  and each graph in  $I_R$  does not contain a path from  $s$  to  $t$ , let  $s(I_A, I_R)$  be the size of the smallest switching network for directed connectivity on  $V(G)$  which accepts all of the input graphs in  $I_A$  and does not accept any input graph in  $I_R$ .

**Definition 9.2.** Given a set  $I$  of input graphs on a set  $V(G)$  of vertices with distinguished vertices  $s, t$  where each graph in  $I$  contains a path from  $s$  to  $t$ , let  $s(I)$  be the size of the smallest sound switching network for directed connectivity on  $V(G)$  which accepts all of the input graphs in  $I$ .

**Theorem 9.3.** For all  $n \geq 2$ ,  $s(\mathcal{P}_n) \leq n^3$ .

*Proof.* The intuitive idea is as follows. If the input graph consists of just a path from  $s$  to  $t$ , it is easy to find this path; we just have to follow it. If we are at some vertex  $v_1$  and see that there is an edge from  $v_1$  to  $v_2$  and no other edges going out from  $v_1$ , then we can move to  $v_2$  and we can forget about  $v_1$  because the only place to go from  $v_1$  is  $v_2$ . We only need to remember around  $3 \lg n$  bits of information. We need to remember what  $v_1$  and  $v_2$  are and we need to remember how many other possible edges going out from  $v_1$  we have confirmed are not in  $G$ .

We now give a rigorous proof:

**Lemma 9.4.** If  $G'$  is a sound monotone switching network for directed connectivity on a set of vertices  $V(G)$  with distinguished vertices  $s, t$ , then we may apply the following procedure repeatedly to  $G'$  and it will still be sound:

Given vertices  $v, w \in V(G) \setminus \{s, t\}$  and two vertices  $v', w'$  in  $V(G')$  such that there is an edge with label  $v \rightarrow w$  between  $v'$  and  $w'$ , do the following:

1. Order the vertices of  $V(G) \setminus \{s, v, w\}$
2. Let  $l' = |V(G) \setminus \{s, v, w\}|$  and add vertices  $u'_1, \dots, u'_{l'-1}$  to  $G'$ .
3. Take  $u'_0 = v'$ ,  $u'_{l'} = w'$  and add an edge with label  $\neg(w \rightarrow u_i)$  between  $u'_{i-1}$  and  $u'_i$  where  $u_i$  is the  $i$ th vertex of  $V(G) \setminus \{s, v, w\}$ .

*Proof.*

**Definition 9.5.** Given an input graph  $G$ , create an input graph  $G_a$  as follows. Let

$E_a = \{(v, w) : v, w \in V(G) \setminus \{s, t\}, \forall u \in V(G) \setminus \{s, v, w\}, (w, u) \notin E(G)\}$ . Take  $V(G_a) = V(G)$ ,  $E(G_a) = E(G) \cup E_a$ .

**Proposition 9.6.** Let  $V(G)$  be a set of vertices  $V(G)$  with distinguished vertices  $s, t$ . Let  $G'$  be a sound monotone switching network for directed connectivity on  $V(G)$  and let  $G'_2$  be a switching network for directed

connectivity on  $V(G)$  that can be obtained by applying the given procedure repeatedly to  $G'$ . If  $G'_2$  accepts an input graph  $G$  then  $G'$  accepts the corresponding input graph  $G_a$ .

Using Proposition 9.6, to prove Lemma 9.4 it is sufficient to show that for any input graph  $G$  there is a path from  $s$  to  $t$  in  $G_a$  only if there is a path from  $s$  to  $t$  in  $G$ . To see this, assume that there is no path from  $s$  to  $t$  for some input graph  $G$ . Then let  $V$  be the set of all vertices  $v$  such that there is a path from  $v$  to  $t$  in  $G$ . Since there is no path from  $s$  to  $t$  in  $G$ ,  $s \notin V$ . Let  $C$  be the cut with  $R(C) = V$ . Note that there cannot be any edge in  $G$  that crosses  $C$ .

Assume there is an edge in  $G_a$  which crosses  $C$ . Then it must be an edge  $v \rightarrow w$  in  $E_a$  and we must have  $v \in L(C)$ ,  $w \in R(C)$ . This implies that there is a path from  $w$  to  $t$ . However, by the definition of  $E_a$ ,  $w \neq t$  and  $\forall u \in V(G) \setminus \{s, v, w\}$ ,  $(w, u) \notin E(G)$ . Thus, any path from  $w$  to  $t$  must go through  $v$ , so there must be a path from  $v$  to  $t$  and we should have that  $v \in R(C)$ . Contradiction.

There is no edge in  $G_a$  which crosses  $C$ , so there is no path from  $s$  to  $t$  in  $G_a$ , as needed.  $\square$

Theorem 9.3 now follows easily. We just take the certain knowledge switching network  $G' = G'_c(V(G), 2)$  and apply the procedure of Lemma 9.4 once to each suitable edge of  $G'$ . By Lemma 9.4, the modified switching network is still sound and it is easily verified that it has size at most  $n^3$  and accepts all inputs in  $\mathcal{P}_n$  where  $n = |V(G)|$ .  $\square$

**Example 9.7.** *The switching network in Figure 4 is the switching network given by the construction of Theorem 9.3 for  $V(G) = \{s, t, a, b\}$*

## 10. FUTURE WORK

In this paper, we have determined the values of  $c(\mathcal{P}_n)$  and  $m(\mathcal{P}_n)$  up to a constant in the exponent. However, there are numerous related open questions to explore.

For starters, we can try to determine the values of  $c(\mathcal{P}_n)$  and  $m(\mathcal{P}_n)$  more precisely.

### Open problem 1:

By Theorem 1.13, for all  $n \geq 2$ ,  $n^{\frac{1}{4} \lg n - \frac{1}{2}} \leq c(\mathcal{P}_n) \leq n^{\lg n + 1}$ .

What should the constant in the exponent be?

### Open problem 2:

By Theorem 1.11, for all sufficiently large  $n$ ,  $n^{\frac{1}{16} \lg n} \leq m(\mathcal{P}_n) \leq n^{\lg n + 1}$ .

What should the constant in the exponent be?

**Conjecture 10.1.** *For all  $n \geq 2$ ,  $m(\mathcal{P}_n) = c(\mathcal{P}_n)$ .*

The second problem is probably very difficult, but the first problem seems like a nice combinatorial problem. We would be very interested in seeing a proof or disproof of Conjecture 10.1. It seems very plausible that certain-knowledge switching networks are optimal for finding general path inputs, but even if true, this is likely very hard to prove.

We can also look at what happens for constant  $l$ . By Theorem 1.12, if  $2 \leq l < n$  and  $n \geq 2(l-1)^2$  then  $(\frac{n}{2(l-1)})^{\lceil \lg l \rceil} \leq c(\mathcal{P}_{n,l}) \leq c(\mathcal{P}_{n, \leq l}) \leq n^{\lceil \lg l \rceil}$ , so there is only a minor gap between the lower and upper bounds. However, there is a much larger gap for general monotone switching networks for directed connectivity.

### Open problem 3:

By Theorem 1.12 and the bound given in the proof of Theorem 1.11, for all  $n \geq \min\{4, 2(l-1)^2\}$ ,

$$n^{\frac{\lceil \lg l \rceil}{2}} (l-1)^{-\lceil \lg l \rceil + \frac{1}{2}} 32^{-\frac{\lceil \lg l \rceil}{2}} \sqrt{(\lceil \lg l \rceil - 1)!} \leq m(\mathcal{P}_{n,l}) \leq n^{\lceil \lg l \rceil}$$

What should the constant in the exponent be?

**Conjecture 10.2.** *For all  $n \geq 2$  and  $1 \leq l \leq n-1$ ,  $m(\mathcal{P}_{n,l}) = c(\mathcal{P}_{n,l})$*

**Conjecture 10.3.** *For constant  $l$ ,  $m(\mathcal{P}_{n,l})$  is  $\Theta(n^{\lceil \lg l \rceil})$  where the constants may depend on  $l$ .*

Note that Conjecture 10.3 is strictly weaker than Conjecture 10.2. We would be very interested to see a resolution of Conjecture 10.3. If it is proven true, then we will have found a way to obtain lower bounds on  $m(\mathcal{P}_{n,l})$  without using Cauchy-Schwarz, as Cauchy-Schwarz makes us lose a factor of two in the exponent of our lower size bound. If it is proven false, then we will have disproven Conjecture 10.2, which would be very surprising.

While these open problems are interesting, they are not particularly important theoretically, as they correspond to constant factors in the space bounds. A more important question is how to define the monotone analogue of the complexity class  $L$ . As discussed in Section 8, we do not know how to define a nice uniform monotone analogue of  $L$  and we have two different non-uniform monotone analogues of  $L$ .

**Open problem 4:**

Can we define a nice uniform monotone analogue of  $L$ ?

**Open problem 5:**

What is the relationship between  $mL_{\text{switching networks}}$  and  $mL_{\text{circuits}}$ ?

**Conjecture 10.4.**  $mL_{\text{switching networks}} \not\subseteq mL_{\text{circuits}}$

**Conjecture 10.5.**  $mL_{\text{circuits}} \not\subseteq mL_{\text{switching networks}}$

We would be very interested in a proof or disproof of either conjecture. It would be surprising if either  $mL_{\text{switching networks}}$  or  $mL_{\text{circuits}}$  was contained in the other, but proving either of these conjectures would almost certainly require powerful new techniques. Also, if either  $mL_{\text{circuits}} \subseteq mL_{\text{switching networks}}$  or  $mL_{\text{switching networks}} \subseteq mL_{\text{circuits}}$  then the directed connectivity problem is not in  $mL_{\text{circuits}}$  or  $mL_{\text{switching networks}}$  so we can say directly that monotone  $L$  does not equal monotone  $NL$ .

That said, while these questions are very interesting, they are not a barrier to trying to show that  $L \neq NL$  using the switching network model. For the purposes of trying to solve  $L$  versus  $NL$ , we do not need to worry about how to best define monotone  $L$ , as polynomial-size switching networks, polynomial-size branching programs, and leveled polynomial size logarithmic width circuits all have equal power when the monotonicity restriction is removed, so we may use whichever model is most convenient for our analysis. However, as shown by the following proposition, to have any chance of obtaining superpolynomial non-monotone lower size bounds, we need stronger monotone lower size bounds.

**Proposition 10.6.** *Let  $V(G)$  be a set of vertices with distinguished vertices  $s, t$  and let  $I_H, I_E$  be two non-empty sets of input graphs on  $V(G)$ . Then  $m(I_H \setminus I_E) \geq s(I_H \setminus I_E) \geq s(I_H) - s(I_E) + 2$ .*

*Proof.* The first inequality is trivial. To see the second inequality, note that by definition there is a sound switching network of size  $s(I_E)$  accepting all of the inputs in  $I_E$  and a sound switching network of size  $s(I_H \setminus I_E)$  accepting all of the inputs in  $I_H \setminus I_E$ . Combining these two switching networks by merging the two  $s'$  into one vertex and merging the two  $t'$  into one vertex, we obtain a sound switching network of size  $s(I_H \setminus I_E) + s(I_E) - 2$  accepting all of the inputs in  $I_H$ , which by definition implies that  $s(I_H) \leq s(I_H \setminus I_E) + s(I_E) - 2$ , as needed.  $\square$

By Theorem 9.3,  $\forall n \geq 2, s(\mathcal{P}_n) \leq n^3$ . Combined with Proposition 10.6, this implies that Theorem 1.11 is almost useless for proving non-monotone lower size bounds. Instead, we need to first prove monotone lower size bounds on other inputs, in particular on inputs which we believe to be hard to solve even for non-monotone algorithms.

**Open problem 6:**

Given a set  $I$  of input graphs on  $n$  vertices each of which contains a path from  $s$  to  $t$ , what lower bounds can we prove for  $m(I)$ ?

**Conjecture 10.7.** *There is a polynomial  $p$  such that for any set  $I$  of input graphs on  $n$  vertices each of which contains a path from  $s$  to  $t$ ,  $m(I) \leq p(c(I))$*

We would be very interested in seeing a proof or disproof of Conjecture 10.7. If it is disproven, it will show that monotone switching networks for directed connectivity are strictly more powerful than certain-knowledge switching networks, which would be very surprising. If the conjecture is proven, it will be very helpful for bounding  $m(I)$  for a general set of input graphs  $I$  each of which contains a path from  $s$  to  $t$ , as certain-knowledge switching networks are much easier to analyze than general monotone switching networks for directed connectivity.

Of course, the most important open question is  $L$  versus  $NL$ . While we do not see any a priori reason why we cannot adapt our techniques to obtain good non-monotone lower size bounds, obtaining such bounds is extremely difficult and there are several major obstacles to overcome.

## 11. CONCLUSION

In this paper, we developed powerful tools for analyzing monotone switching networks for directed connectivity and used them to prove that the minimum size of a monotone switching network solving directed connectivity is  $n^{\Theta(\lg n)}$ . This result separates monotone analogues of  $L$  and  $NL$  and strongly suggests that using switching networks to analyze space complexity will be a fruitful approach. To the best of our knowledge, we are the first to really explore this approach and there are numerous open problems that remain to be solved. We believe this approach has great potential, but only time will tell where and how far it will lead us and whether or not we will be able to prove strong non-monotone space lower bounds.

**Acknowledgement.** The author would like to thank Boaz Barak, Eli-Ben Sasson, and Siuman Chan for their help in editing the article. The author would also like to thank Boaz Barak for his advice on this reasearch and Siuman Chan for suggesting the integral and potential terminology.

## REFERENCES

- [1] R. Aleliunas, R. M. Karp, R. J. Lipton, L. Lovász, and C. Rackoff. Random walks, universal traversal sequences, and the complexity of maze problems. Proceedings of the 20th Annual Symposium on Foundations of Computer Science, p. 218-223, 1979
- [2] N. Alon and R. B. Boppana. The monotone circuit complexity of boolean functions. *Combinatorica* 7 no. 1, p. 1-22, 1987
- [3] S. A. Cook and C. W. Rackoff. Space lower bounds for maze threadability on restricted machines. *SIAM Journal on Computing* 9(3), p. 636-652, 1980
- [4] J. Edmonds, C. K. Poon, and D. Achlioptas. Tight lower bounds for st-connectivity on the NNJAG model. *SIAM Journal on Computing* 28(6), p. 2257-2284, 1999
- [5] M. Gringi and M. Sipser. Monotone complexity. Proceedings of LMS workshop on boolean function complexity (M.S. Paterson, ed.), Durhan, Cambridge University Press, 1990
- [6] A Haken. Counting bottlenecks to show monotone  $P \neq NP$ . Proceedings of the 36th Annual Symposium on Foundations of Computer Science, p. 36-40, 1995
- [7] N. Immerman. Nondeterministic Space is Closed Under Complementation. *SIAM J. Comput.* 17, p. 935-938, 1988
- [8] M. Karchmer and A. Wigderson. Monotone circuits for connectivity require superlogarithmic depth. Proceedings of ACM STOC'88, p. 539-550, 1988
- [9] C. Y. Lee. Representation of Switching Functions by Binary Decision Programs. *Bell Systems Technical Journal* 38, p. 985-999, 1959
- [10] P. Lu, J. Zhang, C. K. Poon, and J. Y. Cai. Simulating Undirected st-Connectivity Algorithms on Uniform JAGs and NNJAGs. ISAAC 2005
- [11] W. Masek. A fast algorithm for the string editing problem and decision graph complexity. Master's Thesis, Department of Electrical Engineering and Computer Science, Massachusetts Institute of Technology, 1976
- [12] A. Potechin. Bounds on monotone switching networks for directed connectivity. arXiv:0911.0664v4
- [13] R. Raz, P. McKenzie. Separation of the monotone NC hierarchy. Proceedings of the 38th Annual Symposium on Foundations of Computer Science, p. 234-243, 1997
- [14] A. Razborov. Lower bounds for the monotone complexity of some boolean functions. *Soviet Mathematics Doklady* 31, p. 354-357, 1985
- [15] A. Razborov. Lower Bounds for Deterministic and Nondeterministic Branching Programs. Proceedings of the 8th FCT, Lecture Notes in Computer Science vol. 529, p. 47-60, 1991
- [16] O. Reingold. Undirected ST-connectivity in Log-Space. STOC 2005
- [17] W. J. Savitch. Relationship between nondeterministic and deterministic tape classes. *J.CSS* 4, p. 177-192, 1970

- [18] C. Shannon. A symbolic analysis of relay and switching networks. Transactions of American Institute of Electrical Engineers 57, p. 713,723, 1938
- [19] C. Shannon. The synthesis of two-terminal switching circuits. Bell Systems Technical Journal 28(1), p. 59-98, 1949
- [20] R. Szelepcsényi. The method of forcing for nondeterministic automata. Bull. EATCS 33, p. 96-100, 1987
- [21] V. Trifonov. An  $O(\log n \log \log n)$  space algorithm for undirected st-connectivity. Proceedings of the thirty-seventh annual ACM symposium on Theory of computing, May 2005

*E-mail address:* [aaron@potechin.org](mailto:aaron@potechin.org)

MIT