

BOUNDS ON MONOTONE SWITCHING NETWORKS FOR DIRECTED CONNECTIVITY

AARON POTECHIN

ABSTRACT. We prove that any monotone switching network solving directed connectivity on N vertices must have size $N^{\Omega(\lg N)}$

1. INTRODUCTION

L versus NL , the problem of whether non-determinism helps in logarithmic space bounded computation, is a longstanding open question in computational complexity. At present, only a few results are known. It is known that the problem is equivalent to the question of whether there is a log-space algorithm for the *directed connectivity* problem, namely given an N vertex directed graph G and pair of vertices s, t , find out if there is a directed path from s to t in G . In 1970, Savitch [7] gave an $O(\log^2 N)$ -space deterministic algorithm for directed connectivity, thus proving that $NSPACE(g(n)) \subseteq DSPACE((g(n))^2)$ for every space constructable function g . In 1987 and 1988, Immerman [3] and Szelepcsényi [8] independently gave an $O(\log N)$ -space non-deterministic algorithm for directed *non-connectivity*, thus proving that $NL = co-NL$. For the problem of *undirected connectivity* (i.e. where the input graph G is undirected), a probabilistic algorithm was shown in 1979 using random walks by Aleliunas, Karp, Lipton, Lovász, and Rackoff [1], and in 2005, Reingold [6] gave a deterministic $O(\log N)$ -space algorithm for the same problem, showing that undirected connectivity is in L .

So far, most of the work trying to show that $L \neq NL$ has been done using branching programs or the JAG model, these models were introduced in [4] and [2], respectively. Instead, we explore trying to prove $L \neq NL$ using the switching network model, described in [5]. In this paper, we consider switching networks solving directed connectivity. The best way to describe what such a switching network is is through an example, see Figure 1 and the accompanying explanation. A formal definition is given below:

Definition 1.1. *A switching network solving directed connectivity on a graph G is a tuple $\langle G', s', t', \mu' \rangle$ where G' is an undirected graph with distinguished vertices s', t' and μ' is a labeling function that associates with each edge $e' \in E(G')$ a label of the form $a \rightarrow b$ or $\neg(a \rightarrow b)$ for some vertices a and b in $V(G)$, and there is a path in G' from s' to t' such that the labels on all of the edges are consistent with G if and only if there is a path from s to t in G . Here, we specify a directed graph G by its vertices and allow its edges to vary.*

We take the size of a switching network solving directed connectivity to be $|V(G')|$.

A switching network solving directed connectivity is monotone if and only if it has no labels of the form $\neg(a \rightarrow b)$.

Notation: In this paper, we use lower case letters (i.e. a, e, f) to denote vertices, edges, and functions, and we use upper case letters (i.e. G, V, E) to denote graphs and sets of vertices and edges. We

Key words and phrases. L, NL, computational complexity, switching networks.

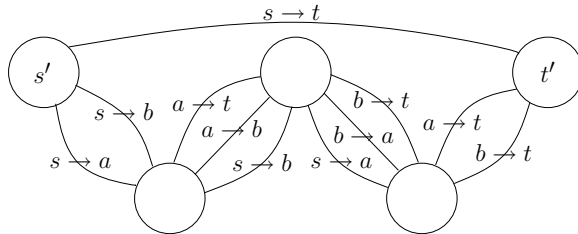


FIGURE 1. A switching network solving directed connectivity is an undirected graph G' that takes a directed graph G and tells us if there is a path from s to t in G as follows: If an edge in G' has a label $a \rightarrow b$ for some vertices a and b in G , then we can take it if and only if the edge $a \rightarrow b$ is in G . Similarly, if an edge in G' has a label $\neg(a \rightarrow b)$, we can take it if and only if the edge $a \rightarrow b$ is not in G . Under these conditions, there is a path from s' to t' in G' if and only if there is a path from s to t in G .

In this figure, we have a switching network that solves directed connectivity when G has four vertices, s , t , a , and b . As needed, there is a path from s' to t' in G' if and only if there is a path from s to t in G . For example, if we have the edges $s \rightarrow a$, $a \rightarrow b$, and $b \rightarrow t$ in G , so there is a path from s to t in G , then in G' , starting from s' , we can take the edge labeled $s \rightarrow a$, then the edge labeled $a \rightarrow b$, then the edge labeled $s \rightarrow a$, and finally the edge labeled $b \rightarrow t$, and we will reach t' . If in G we have the edges $s \rightarrow a$, $a \rightarrow b$, $b \rightarrow a$, and $s \rightarrow b$ and no other edges, so there is no path from s to t , then in G' there is no edge that we can take to t' , so there is no path from s' to t' .

use unprimed symbols to denote vertices, edges, etc. in the directed graph G , and we use primed symbols to denote vertices, edges, etc. in the switching network G' solving directed connectivity on G .

1.1. Our Results. In Section 2, we give a proof that if there is no polynomial-sized switching network solving directed connectivity, then $L \neq NL$. Thus, our goal is to prove a superpolynomial lower size bound on switching networks solving directed connectivity. In this paper, we focus on showing lower size bounds for monotone switching networks solving directed connectivity.

We can view the vertices of a switching network solving directed connectivity as encoding how much we know about the directed graph G , where at s' we know nothing about G and at t' we know there is a path from s to t in G . When we move from one vertex in the switching network to another, it represents a change in our knowledge, which is allowed because the fact that we can make this move gives us information about G .

The key property of moving in switching networks is that everything is reversible. Thus, it is natural to start by restricting ourselves to simple states of knowledge and some basic reversible operations for getting from one state of knowledge to another.

In Section 3, we implement these ideas by defining a subclass of monotone switching networks solving directed connectivity, which we call certain knowledge switching networks. We first show that certain knowledge switching networks can capture a variant of Savitch's algorithm, which implies that there is a certain knowledge switching network of size $N^{O(\log N)}$ solving directed connectivity. We then show that this is tight with the following theorem:

Theorem 1.2. *Any certain knowledge switching network solving directed connectivity on N vertices has size at least $N^{\Omega(\log N)}$.*

In Section 4, we analyze general monotone switching networks solving directed connectivity. We give a useful simplification of monotone switching networks that can be accomplished by increasing the size of the switching network by a factor of at most N , and we show a theorem that in a weak sense reduces monotone switching networks to certain knowledge switching networks.

In Section 5, we introduce a Fourier transformation technique. We then use this technique to prove an $\Omega(N^2)$ lower size bound on monotone switching networks solving directed connectivity, and we give a condition that is sufficient to prove a superpolynomial bound.

In Section 6, we give Fourier analogues of results in Sections 3 and 4 and use these to prove the above condition, thus proving a superpolynomial bound on monotone switching networks solving directed connectivity.

Finally, in Section 7, we modify and expand our techniques slightly to prove the main result:

Theorem 1.3. *Any monotone switching network solving directed connectivity on N vertices has size at least $N^{\Omega(\log N)}$.*

1.2. Proof Overview. We now give a high level informal overview of the proof, ignoring details and subtleties.

The main idea involved in proving lower size bounds for monotone switching networks solving directed connectivity is as follows. Since G' solves directed connectivity, for every path P in G from s to t , there is a path P' in G' from s' to t' that uses only the edges of P . We show that this P' must include a vertex a'_P that gives 'significant' information about P , i.e. there cannot be too many paths P_1, P_2, \dots in G such that each pair of paths P_i, P_j has very few vertices in common and all of these share the same vertex a' in G' . Then if we can find a large collection of paths such that each pair of paths has very few vertices in common, this will give a good lower bound on the number of vertices in G' .

In Section 3, we apply this approach to prove Theorem 1.2, that any certain knowledge switching network solving directed connectivity on N vertices has size at least $N^{\Omega(\log N)}$. Lemma 3.8 shows that a'_P 'contains' at least $\log k$ vertices of P and no vertices not in P , where k is the length of P . Thus, if two paths P_1 and P_2 of length k in G have less than $\log k$ vertices in common, then a'_{P_1} cannot be the same as a'_{P_2} . It is not hard to find a large collection of paths in G of length k such that each pair of paths has less than $\log k$ vertices in common, and this completes the proof.

However, the way that a'_P gives information about P in certain knowledge switching networks is somewhat artificial and cannot be extended to general monotone switching networks solving directed connectivity. In Section 5, we introduce a fourier transformation technique. For this technique, we look at each vertex a' in G' as a function over the possible cuts of G .

In Section 6, we prove Theorem 6.1, showing that for each directed path P in G we can find a function g_P such that if P' is a path from s' to t' using only the edges of P , then $\sum_{a' \in V(P')} |a' \cdot g_P|$ is relatively large. Moreover, if P_1 and P_2 have very few vertices in common, then g_{P_1} and g_{P_2} are orthogonal. In this way, the vertices of P' give 'significant' information about P . As shown in Theorem 5.23, this is sufficient to show a superpolynomial lower size bound.

Finally, in Section 7, we refine the above arguments to prove Theorem 1.3, that any monotone switching networks solving directed connectivity on N vertices has size at least $N^{\Omega(\log N)}$.

2. SWITCHING-AND-RECTIFIER NETWORKS AND SWITCHING NETWORKS

In this section, we give a proof that if there is no polynomial-sized switching network solving directed connectivity, then $L \neq NL$. Although the results in this section are not new, we include them for the sake of completeness.

To see how switching networks capture logspace computation, it is necessary to first look at how a related model, switching-and-rectifier networks, captures non-deterministic logspace computation. Accordingly, we give the following definitions from [5]:

Definition 2.1. *A switching-and-rectifier network is a tuple $\langle G, s, t, \mu \rangle$ where G is a directed graph with distinguished vertices s, t and μ is a labeling function that associates with some edges $e \in E(G)$ a label $\mu(e)$ of the form $x_i = 1$ or $x_i = 0$ for some i between 1 and n . We say that this network computes the function $f : \{0, 1\}^n \rightarrow 0, 1$, where $f(x) = 1$ if and only if there is a path from s to t such that each edge of this path either has no label or has a label that is consistent with x .*

We take the size of a switching-and-rectifier network to be $|V(G)|$, and for a function $f : \{0, 1\}^n \rightarrow 0, 1$, we define $RS(f)(n)$ to be size of the smallest switching-and-rectifier network computing f .

Proposition 2.2. *If $f \in NSPACE(g(n))$ where $g(n)$ is at least logarithmic in n , then $RS(f)(n)$ is at most $2^{O(g(n))}$*

Proof. Let T be a non-deterministic Turing machine computing f using $g(n)$ space. To create this switching-and-rectifier network, we can create a vertex v_j for each possible configuration c_j of T . Now at each c_j , we are looking at at most one bit x_{i_j} of the input to determine where to go next (if we are not looking at any bits, we can take any i_j). If we can go from c_j to $c_{j'}$ regardless of the value of x_{i_j} , create an edge from v_j to $v_{j'}$ with no label. If we can go from c_j to $c_{j'}$ if and only if $x_{i_j} = 1$, create an edge from v_j to $v_{j'}$ with label $x_{i_j} = 1$. If we can go from c_j to $c_{j'}$ if and only if $x_{i_j} = 0$, create an edge from v_j to $v_{j'}$ with label $x_{i_j} = 0$. Finally, if we cannot go from c_j to $c_{j'}$ regardless of the value of x_{i_j} , do not create an edge from v_j to $v_{j'}$. After we do this, take s to be the vertex corresponding to the starting configuration. Merge all of the vertices corresponding to accepting configurations together and call the result t .

Now note that for a given input x , there is a one-to-one correspondence between paths in this switching network and computation paths in T , where a path in this switching network is a path from s to t if and only if the corresponding computation path in T goes from the starting configuration to an accepting configuration. Thus, this network successfully computes f . Also, since a Turing machine using at most $g(n)$ space has at most $2^{O(g(n))}$ possible configurations, this network has size $2^{O(g(n))}$, as needed. □

We give the general definition of switching networks below.

Definition 2.3. *A switching network is a tuple $\langle G', s', t', \mu' \rangle$ where G' is an undirected graph with distinguished vertices s, t and μ' is a labeling function that associates with each edge $e' \in E(G')$ a label $\mu'(e')$ of the form $x_i = 1$ or $x_i = 0$ for some i between 1 and n . We say that this network computes the function $f : \{0, 1\}^n \rightarrow 0, 1$, where $f(x) = 1$ if and only if there is a path from s' to t' such that each edge of this path has a label that is consistent with x .*

We take the size of a switching-and-rectifier network to be $|V(G)|$, and for a function $f : \{0, 1\}^n \rightarrow 0, 1$, we define $S(f)(n)$ to be size of the smallest switching-and-rectifier network computing f .

Remark 2.4. *Note that switching networks are the same as switching-and-rectifier networks except that all edges are now undirected and we cannot have edges with no label. However, allowing edges with no label does not increase the power of switching networks, as we can immediately contract all such edges to obtain an equivalent switching network where each edge is labeled. Also, note that switching networks solving directed connectivity are just switching networks where the input is taken to be the adjacency matrix of a directed graph G .*

Theorem 2.5. *If $f \in DSPACE(g(n))$ where $g(n)$ is at least logarithmic in n , then $S(f)(n)$ is at most $2^{O(g(n))}$.*

Proof. We can start by treating the Turing machine as non-deterministic and taking the switching-and-rectifier network as in Proposition 2.2. Now note that for a given input x , since the Turing machine is deterministic, each vertex has at most one edge going out from it. This means that G has the structure of a forest where the root of each tree is either t , a vertex corresponding to a rejecting configuration, or a directed cycle. But then whether or not there is a path from s to t is unaffected by making all of the edges undirected. Thus, we can obtain a switching network that computes f simply by making all of the edges of this switching-and-rectifier network undirected. The result follows immediately. \square

Corollary 2.6. *If there is no switching network of polynomial size solving directed connectivity, then $L \neq NL$.*

3. CERTAIN KNOWLEDGE SWITCHING NETWORKS

In this section, we consider a subclass of monotone switching networks solving directed connectivity, which we call certain knowledge switching networks, where we can assign each vertex $a' \in V(G')$ a simple state of knowledge and there are simple reversible rules for moving from one state of knowledge to another. We show that certain knowledge switching networks can capture a variant of Savitch's algorithm, so there is a certain knowledge switching network of size at most $N^{O(\log N)}$ solving directed connectivity on N vertices. We then prove Theorem 1.2, showing that any certain knowledge switching network solving directed connectivity on N vertices has size at least $N^{\Omega(\log N)}$.

We make the following definitions:

Definition 3.1. *A knowledge set K is a set of paths in G , e.g. $\{s \rightarrow a, a \rightarrow b\}$. We say that we can get from K_1 to K_2 with the edge $c \rightarrow d$ if and only if we can obtain K_2 from K_1 using only the following operations:*

Operation 1: Add or remove $c \rightarrow d$.

Operation 2: If $e \rightarrow f, f \rightarrow g$ are both in K , add or remove $e \rightarrow g$ from K .

Operation 3: If $s \rightarrow t$ is in K , add or remove any path except $s \rightarrow t$ from K .

Remark 3.2. *We need every operation to come with both an add and a remove, as otherwise our operations would not be reversible.*

Definition 3.3. *We define K_1 and K_2 to be equivalent if it is possible to go from K_1 to K_2 using only operations of type 2 and 3. If K_1 and K_2 are equivalent, we say that $K_1 = K_2$.*

Definition 3.4. *If K_1 and K_2 are states of knowledge, we say that $K_1 \subseteq K_2$ if there is a K such that $K_2 = K$ and if we look at the states of knowledge as sets of paths, $K_1 \subseteq K$.*

Proposition 3.5. *We have the following:*

a. If $K_1 \subseteq K_2, K_3 = K_1$, and $K_4 = K_2$, then $K_3 \subseteq K_4$.

b. If $K_1 \subseteq K_2$ and $K_2 \subseteq K_3$, then $K_1 \subseteq K_3$.

c. $K_1 = K_2$ if and only if $K_1 \subseteq K_2$ and $K_2 \subseteq K_1$.

d. If e is an edge of G , we can get from K_1 to K_2 with the edge e if and only if $K_1 \subseteq K_2 \cup e$ and $K_2 \subseteq K_1 \cup e$.

Definition 3.6. *We say a monotone switching network solving directed connectivity is a certain knowledge switching network if we can assign a $K_{a'}$ to each vertex $a' \in V(G')$ such that the following conditions hold:*

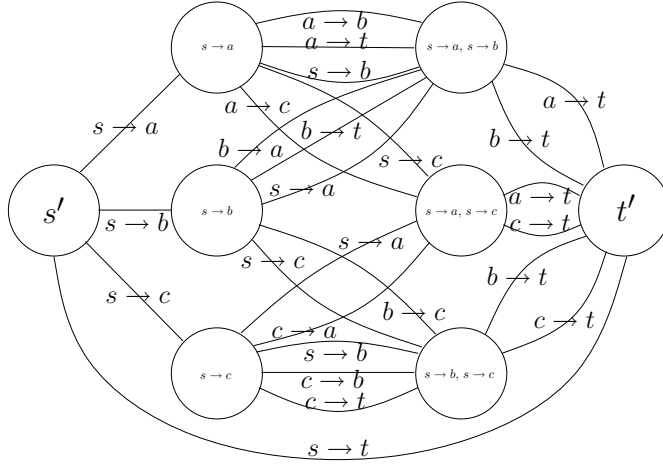


FIGURE 2. A certain knowledge switching network that solves directed connectivity with five vertices, s , t , a , b , and c . The label inside each vertex represents the K for that vertex.

1. $K_{s'} = \{\}$ and $K_{t'} = \{s \rightarrow t\}$.
2. If there is an edge with label $c \rightarrow d$ between vertices a' and b' , then we can get from $K_{a'}$ to $K_{b'}$ with the edge $c \rightarrow d$.

3.1. Certain Knowledge switching networks and Savitch's Theorem. While this model is restricted, it is not trivial. In particular, it is capable of capturing the following variant of Savitch's algorithm:

Savitch's algorithm works as follows. To check if there is a path of length at most k between vertices s and t , we go through all of the possible midpoints m and recursively check whether there is a path of length at most $\frac{k}{2}$ from s to m and whether there is a path of length at most $\frac{k+1}{2}$ from m to t . If $k = 1$, then we check the adjacency matrix of the graph directly. There is a path from s to t if and only if both subpaths are there for some m .

This algorithm reaches depth at most $\log N$ and stores one vertex at each level, so it requires $O((\log N)^2)$ space.

We can modify Savitch's algorithm as follows. At all times, keep track of a state of knowledge describing what paths we know are in G . Whenever we find a path, add this path to our knowledge set. Whenever a path from a to b is added, it is either a path of length 1, in which case it can be added using the edge $a \rightarrow b$, or there is an m such that $a \rightarrow m$ and $m \rightarrow b$ are already in K , in which case we can use operation 2.

However, the problem is that as given, after checking for the paths $a \rightarrow m$ and $m \rightarrow b$, the algorithm forgets about the paths $a \rightarrow m$ and/or $m \rightarrow b$ if they have been found. This is not a reversible operation. To fix this, we can do the following:

After the algorithm checks for the paths $a \rightarrow m$ and $m \rightarrow b$ and adding $a \rightarrow b$ to K if both subpaths are there, have the algorithm check for the paths $a \rightarrow m$ and $m \rightarrow b$ again before moving

on. This time, if these paths are found, instead of adding them to K , remove them from K . Again, when a path $c \rightarrow d$ is removed from K , it is either of length 1, in which case it can be removed using the edge $a \rightarrow b$, or there is an m such that $a \rightarrow m$ and $m \rightarrow b$ are already in K , in which case we can use operation 2.

After we do this, the algorithm still takes $O((\log N)^2)$ space, but there are no longer any steps where it forgets information irreversibly.

We can create a switching network from this by creating one vertex a'_K for each K that could be reached using this algorithm and adding all allowable edges. It is easy to see that such a switching network solves directed connectivity. Also, at each level, the algorithm stores at most 3 edges. Thus, we only have K that have less than $3(\log N + 2)$ edges. It is clear that we have at most $N^{O(\log N)}$ such K , which immediately gives the following theorem:

Theorem 3.7. *There is a certain knowledge switching network of size $N^{O(\log N)}$ that solves directed connectivity on N vertices.*

3.2. Lower size bound on certain knowledge switching networks. We now prove Theorem 1.2, showing that this bound is tight.

Theorem 1.2. *Any certain knowledge switching network that solves directed graph connectivity on N vertices has size at least $N^{\Omega(\log N)}$.*

We will first show that the result follows from the following lemma. We will then prove the lemma.

Lemma 3.8. *If the input consists of a path P in the directed graph $s \rightarrow v_1, v_1 \rightarrow v_2, \dots, v_{2^k} \rightarrow t$ and no other edges, then any path P' in G' from s' to t' must pass through at least one vertex a' such that the union of the endpoints of the edges in $K_{a'}$ contains at least $k + 1$ of v_1, v_2, \dots, v_{2^k} and contains no other vertices except s and t .*

Proof of Theorem 1.2 using Lemma 3.8. For any prime p , if $k < p$, if we take all of the polynomials in $Z_p[x]$ of degree at most k , then any two distinct polynomials will have at most k values in common. Thus, if $p > 2^k$, given a polynomial $f(x)$ of degree at most k , if we take v_i to be vertex $p \cdot (i - 1) + f(i)$ of G for $i = 1$ to 2^k , then the corresponding paths will share at most k vertices in common.

However, by Lemma 3.8, we can associate a vertex in G' to each such path, and no two such paths can share the same vertex. Hence, there are at least p^{k+1} vertices in G' , and we can do this as long as $N \geq p^2 + 2$ and $k < \log p$. The result follows immediately. \square

Proof of Lemma 3.8.

Definition 3.9. *Call the vertices $L = \{v_1, \dots, v_{2^{k-1}}\}$ the left half of P and the vertices $R = \{v_{2^{k-1}+1}, \dots, v_{2^k}\}$ the right half of P .*

Definition 3.10. *K satisfies the lemma for the left half if the union of the endpoints of the edges in K contains at least k of the vertices in L .*

We define satisfying the lemma for the right half in a similar way.

We begin by giving an informal version of the proof. We prove this lemma by induction. To obtain a path from s to t using only the edges of P , it is necessary (but not sufficient) to obtain a path from s to a vertex $r \in R \cup \{t\}$ and a path from a vertex $l \in L \cup \{s\}$ to t . By the inductive hypothesis, to obtain a path from s to a vertex $r \in R \cup \{t\}$, we must go through a vertex a' in G' such that $K_{a'}$ has at least k of the vertices in L . If $K_{a'}$ contains even one vertex in R , $K_{a'}$ will satisfy the lemma. If not,

then either $K_{a'}$ already has a path from a vertex $l \in L \cup \{s\}$ to t or there is no progress at all towards obtaining this path. A similar argument holds if we try to obtain a path from a vertex $l \in L \cup \{s\}$ to t .

If when we reach such a $K_{a'}$, we always have no progress towards obtaining the other subpath, then we will never obtain the path $s \rightarrow t$. Thus, we can only obtain a path from s to t if we reach such a $K_{a'}$ and the other subpath has already been obtained. But this means that we have reached a vertex b' such that either $K_{b'}$ contains a path from s to a vertex $r \in R$ and does not contain any vertex in L or $K_{b'}$ contains a path from a vertex $l \in L$ to t and does not contain any vertex in R .

If we could reach such a $K_{b'}$, we would indeed be close to obtaining the path $s \rightarrow t$. However, reaching such a $K_{b'}$ without going through a vertex a' satisfying the lemma is impossible for the following reason:

When we first obtain a path from s to a vertex $r \in R$, we must have the paths $s \rightarrow l$ and $l \rightarrow r$ for some $l \in L$. Removing these subpaths is just as difficult as obtaining them, which means that to remove them, we must pass through an a' such that $K_{a'}$ satisfies the lemma for the left half. But if we also hold on to the path $s \rightarrow r$, then $K_{a'}$ also contains a vertex in R , so a' satisfies the lemma. A similar argument holds if we try to obtain a path from a vertex $l \in L$ to t .

We now make this argument rigorous:

First note that the only way to introduce vertices besides s , t , and v_1, \dots, v_{2k} is through operation 3. But if we are at a point where we can use operation 3, then we can immediately go to t' and we have a path that does not use operation 3. Thus, we do not need to worry about any vertices in G except s , t , and v_1, \dots, v_{2k} .

We now introduce several useful definitions:

Definition 3.11. *Define looking at the left half as follows:*

1. Remove t' and all vertices with $K = \{s \rightarrow t\}$ from G' .
2. For all vertices $v' \in V(G')$, if it is possible to get from $K_{v'}$ to $K = \{s \rightarrow t\}$ using an edge $c \rightarrow d$, then remove all edges with label $c \rightarrow d$ that are incident with v' .
3. Make all vertices in the right half of P equal to t . This applies to the K of all vertices in G' .
4. For each K , remove the path $\{s \rightarrow t\}$ if it is there.

We define looking at the right half in a similar way.

Proposition 3.12. *If we look at either half, property 2 of G' is preserved.*

Definition 3.13. *Define reducing to the left half as follows:*

1. Make all vertices in the right half of G equal to t . This applies to the K of all vertices in G' .
- We define reducing to the right half in a similar way.

Proposition 3.14. *If we reduce to either half, properties 1 and 2 of G' are preserved.*

We prove Lemma 3.8 by induction. The base case $k = 0$ is trivial. Assume the lemma is true for $k - 1$. We will show that it is impossible to have a path P' in G' from s' to a vertex whose K satisfies any of the following three properties without passing through a vertex a' such that $K_{a'}$ satisfies the lemma:

1. $K = \{s \rightarrow t\}$.
2. K has an edge from s to a vertex in the right half, and it has no edges with an endpoint in the left half. $K \neq \{s \rightarrow t\}$.

3. K has an edge from a vertex in the left half to t , and it has no edges with an endpoint in the right half. $K \neq \{s \rightarrow t\}$.

Assume there is a path P' in G' from s' to a vertex v'_g such that $K_{v'_g}$ is of type 1 and P' does not pass through a vertex that satisfies the lemma or has a K of type 1, 2, or 3.

Let b' be the last vertex on P' before v'_g is reached such that for one of the left half or the right half, if we reduce to that half, then $K_{b'}$ satisfies the lemma for that half.

We may assume without loss of generality that it is the right half. If $K_{b'}$ does not satisfy the lemma, then there are no edges in $K_{b'}$ with an endpoint in the left half. Now reduce to the left half. $K_{b'} = \{s \rightarrow t\}$ or $K_{b'} = \{\}$. If $K_{b'} = \{s \rightarrow t\}$, then $K_{b'}$ was originally of type 1 or 2. Contradiction. $K_{b'} = \{\}$. But $K_{b'} = \{s \rightarrow t\}$. By the inductive hypothesis, there must be a vertex a' on the path from b' to v'_g such that $K_{a'}$ satisfies the lemma for the left half. But this contradicts the definition of b' . Contradiction.

The only case remaining is if b' does not exist. However, reducing to either half it is clear that this is impossible.

Thus, it is impossible to reach a vertex whose K is of type 1 without first going through a vertex that satisfies the lemma or has a K of type 1, 2, or 3.

Assume there is a path P' from s' to a vertex v'_g in G' with a K of type 2 that does not pass through a vertex that satisfies the lemma or has a K of type 1, 2, or 3.

If we look at the left half and a vertex in P' is removed, this vertex had a K of type one. Contradiction. If an edge from v'_1 to v'_2 in this path is deleted, then we could have instead gone directly from v'_1 to t' , so we could have a path from s' to t' that does not pass through a vertex that satisfies the lemma or has a K of type 1, 2, or 3. From the above, this is impossible. Thus, the entire path is preserved when looking at the left half. This also implies that we are only using operations 1 and 2.

Call an edge from s to a vertex in the right half (this vertex cannot be t) a left-jumping edge.

Let us look at the first time a left-jumping edge is created. Note that the only way to form a left-jumping edge is to use operation 2, so at this point we must have edges $s \rightarrow v_i$ and $v_i \rightarrow v_j$, where $j > 2^{k-1}$. $s \rightarrow v_i$ cannot be a left-jumping edge, or this would not be the first time such an edge was formed, so $i \leq 2^{k-1}$. At this point, if we look at the left half, we have a K that includes $s \rightarrow t$. This occurs in the middle of a transition between some vertices v'_1 and v'_2 using some edge $v_l \rightarrow v_{l+1}$, which implies that if we look at the left half, we can go from $K_{v'_1}$ or $K_{v'_2}$ to $K = \{s \rightarrow t\}$ using the edge $v_l \rightarrow v_{l+1}$.

Thus, at some point in P' , there must be a vertex v' such that if we look at the left half, we can get from $K_{v'}$ to $K = \{s \rightarrow t\}$ with some edge $v_l \rightarrow v_{l+1}$. Let b' be the last such vertex in P' . $b' \neq v'_g$.

Looking at the left half, $K_{v'_g} = \{\}$ and $K_{b'}$ is one edge away from $K = \{s \rightarrow t\}$. By the inductive hypothesis, there must be a vertex a' (which may be equal to b' but cannot equal v'_g) on P' from v'_g to b' such that $K_{a'}$ satisfies the lemma for the left half.

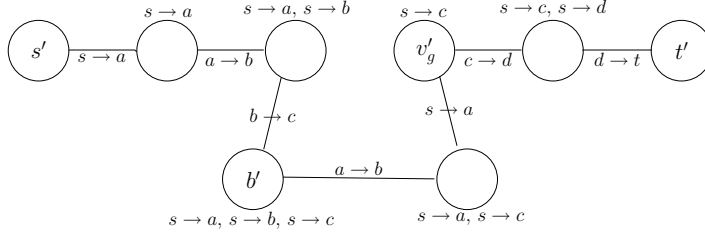


FIGURE 3. An example of a possible path P' in G' from s' to t' corresponding to an input which only has the edges $s \rightarrow a$, $a \rightarrow b$, $b \rightarrow c$, $c \rightarrow d$, and $d \rightarrow t$. The K for each vertex is given above or below that vertex. In this example, if we look at the left half, $K_{v'_g} = \{\}$ and $K_{b'} = \{s \rightarrow a, s \rightarrow b\}$, and we can get from $K_{b'}$ to $K = \{s \rightarrow t\}$ with the edge $b \rightarrow c$ (as $c = t$). Also note that in this example, $a' = b'$ and for every v' in the path between b' and v'_g , $K_{v'}$ includes the left-jumping edge $s \rightarrow c$.

Assume that at some point after we reach b' a left-jumping edge is added or removed. Again, this implies that at this point we must have edges $s \rightarrow v_i$ and $v_i \rightarrow v_j$, where $i < j$ and $j > 2^{k-1}$. If $i \leq 2^{k-1}$, then if we look at the left half, we have $K = \{s \rightarrow t\}$. But this implies that b' is not the last vertex v' in P' such that if we look at the left half, we can get from $K_{v'}$ to $K = \{s \rightarrow t\}$ with some edge $v_l \rightarrow v_{l+1}$. Contradiction. Thus, $i > 2^{k-1}$. But then $s \rightarrow v_i$ is a shorter left-jumping edge which is not added or removed.

Thus, after we reach b' , we can never remove the shortest left-jumping edge that we have or add a shorter one. Since $K_{v'_g}$ has a left-jumping edge, all vertices from b' onwards also have at least one left-jumping edge. Thus, a' satisfies the lemma.

Thus, it is impossible to reach a vertex whose K is of type 2 without first reaching a vertex that satisfies the lemma or has a K of type 1, 2, or 3. Similar logic applies if we want to get to a K of type 3, and this completes the proof. \square

4. PRELIMINARY RESULTS ON MONOTONE SWITCHING NETWORKS

In this section, we begin our analysis of general monotone switching networks solving directed connectivity. We give a definition for monotone switching networks solving directed connectivity that generalizes the definition of certain knowledge switching networks. We then give a useful simplification of monotone switching networks solving directed connectivity that can be accomplished by increasing the size of the switching network by a factor of at most N . Finally, we prove Theorem 4.5, showing that in some sense, monotone switching networks solving directed connectivity can be reduced to certain knowledge switching networks.

Just like we did for certain knowledge switching networks, we want to assign each vertex in G' a state of knowledge and define rules for going from one state of knowledge to another. Accordingly, we give the following definition, which we will then show is sufficient to describe all monotone switching networks solving directed connectivity.

Definition 4.1. *A state of knowledge J is a set $\{K_1, \dots, K_m\}$ of knowledge sets. We say that we can get from J_1 to J_2 with the edge $c \rightarrow d$ if and only if for every i there exists a j such that*

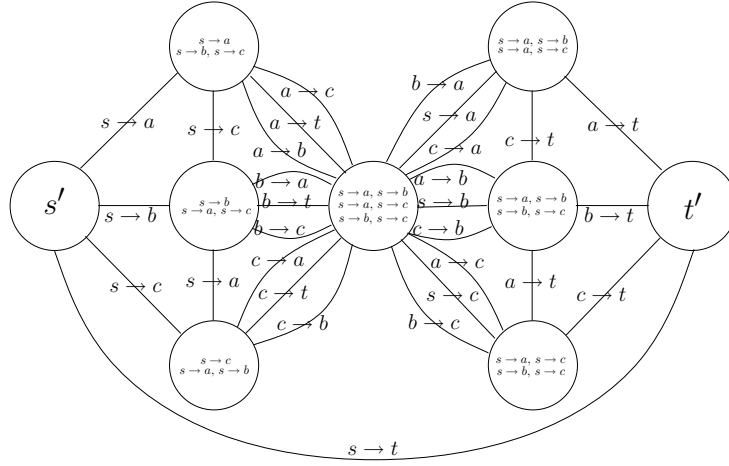


FIGURE 4. A monotone switching network that solves directed connectivity with five vertices, s , t , a , b , and c . The label inside each vertex gives the J for that vertex, with each line corresponding to one of its K .

$K_{2j} \subseteq K_{1i} \cup \{c \rightarrow d\}$ and for every j there exists an i such that $K_{1i} \subseteq K_{2j} \cup \{c \rightarrow d\}$. We say that $J_1 = J_2$ if and only if it is possible to get from J_1 to J_2 without using any edges.

Remark 4.2. The state of knowledge $J = \{K_1, \dots, K_m\}$ represents knowing that all of the paths in K_1 are in G or all of the paths in K_2 are in G or all of the paths in K_3 are in G , etc.

The statement that for every i there exists a j such that $K_{2j} \subseteq K_{1i} \cup \{c \rightarrow d\}$ says that if we have the state of knowledge J_1 , so that we know that all of the paths in K_{1i} are in G for some i , then no matter which i this is, when we add the knowledge that we have the edge $c \rightarrow d$, we know that all of the paths in the corresponding K_{2j} are in G . Thus, if we start with the state of knowledge J_1 and add the knowledge that we have the edge $c \rightarrow d$, then we have the state of knowledge J_2 (and possibly some additional knowledge). By symmetry, the statement that for every j there exists a i such that $K_{1i} \subseteq K_{2j} \cup \{c \rightarrow d\}$ says that if we start with the state of knowledge J_2 and add the knowledge that we have the edge $c \rightarrow d$, then we have the state of knowledge J_1 (and possibly some additional knowledge). Thus, if we know that we have the edge $c \rightarrow d$, these states of knowledge are equivalent, as needed.

Proposition 4.3. For any monotone switching network solving directed connectivity, we can assign a $J_{a'}$ to each $a' \in V(G')$ so that the following conditions hold:

1. $J_{s'} = \{\{\}\}$ and $J_{t'} = \{\{s \rightarrow t\}\}$.
2. If there is an edge with label $c \rightarrow d$ between a' and b' , then it is possible to get from $J_{a'}$ to $J_{b'}$ with the edge $c \rightarrow d$.

Proof. For each vertex $a' \in V(G')$, take $J_{a'}$ to be the set of all sets K of edges such that using the edges of K , it is possible to reach a' from s' in G' . It is easy to check that both of the above properties are satisfied. \square

We will now describe a useful simplification for monotone switching networks that can be accomplished with an increase of at most a factor of N in the size of the network.

Theorem 4.4. If there is a monotone switching network (G', s', t', μ') solving directed connectivity on N vertices, then there is a monotone switching network (G'', s'', t'', μ'') with $|V(G'')| \leq N|V(G')|$

such that for any vertex a'' of G'' , for any K in $J_{a''}$, K consists only of edges of the form $s \rightarrow v$ for some $v \in V(G)$.

Proof. We construct G'' by taking N copies of G' and making the s' of each copy equal to the t' of the previous copy. We take s'' to be the s' of the first copy and t'' to be the t' of the last copy.

Now for a vertex a'' we construct $J_{a''}$ as follows. For a given path from s'' to a'' in G'' , create a K for that path as follows:

1. Let e_i be the i th edge in G that this path uses. Edges can be repeated.
2. Start with a set $X_0 = \{S\}$ of vertices in G .
3. If e_i is the edge from v to w , let $X_i = X_{i-1}$ if $v \notin X_{i-1}$ and let $X_i = X_{i-1} \cup w$ if $v \in X_{i-1}$. Let X be the set obtained after taking the final edge in the path.
4. Set $K = \cup_{v \in X} \{s \rightarrow v\}$.

Now take $J_{a''}$ to be the set of all such K .

It is easy to check that G'' satisfies property 2. To see that G'' satisfies property 1, note that for each time a path goes through a copy of G' , at least one new vertex must be added to X . Thus, for any path from s'' to t'' , we must have that X contains every vertex including t . Thus, $J_{t''} = \{\{s \rightarrow t\}\}$, as needed. \square

Finally, we prove a theorem that shows that in some sense, monotone switching networks can be reduced to certain knowledge switching networks. Although this theorem is not strong enough to prove any lower size bounds, the reduction used in this theorem is very deep and will play a crucial role in Section 6.

Theorem 4.5. *For any monotone switching network, if there is a path in G' from s' to t' using only edges that have a label in a subset E of $E(G)$, then there is a sequence of K_i , $0 \leq i \leq m$ with the following properties:*

1. $K_0 = \{\}$. $K_m = \{s \rightarrow t\}$.
2. For all i , there exists an edge $e_i \in E$ such that it is possible to go from K_i to K_{i+1} using the edge e_i and the three given operations.
3. For all i , there exists a vertex a'_i on this path such that K_i is the union of some subset of $\{K_{a'_i j}\}$.

Proof. For each edge e' in this path, do the following:

Let e be the label of e' , and let a' and b' be the endpoints of e' . For each $K_{a'_i}$, there is a $K_{b'_j}$ such that $K_{b'_j} \subseteq K_{a'_i} \cup e$. Similarly, for each $K_{b'_i}$, there is a $K_{a'_j}$ such that $K_{a'_j} \subseteq K_{b'_i} \cup e$. Draw an orange arrow from each $K_{a'_i}$ to one such $K_{b'_j}$ and an orange arrow from every $K_{b'_i}$ to one such $K_{a'_j}$. We now have a set of directed cycles with tails. Take one representative $K_{a'_i}$ and one representative $K_{b'_j}$ from each directed cycle.

Now draw a black arrow from each $K_{a'_i}$ to the unique $K_{b'_j}$ such that there is a path of orange arrows from $K_{a'_i}$ to $K_{b'_j}$ and $K_{b'_j}$ is a representative of a cycle. Similarly, draw a black arrow from each $K_{b'_i}$ to the unique $K_{a'_j}$ such that there is a path of orange arrows from $K_{b'_i}$ to $K_{a'_j}$ and $K_{a'_j}$ is a representative of a cycle.

Looking only at the black arrows, the following properties hold:

1. If there is an arrow going from $K_{a'_i}$ to $K_{b'_j}$, then $K_{b'_j} \subseteq K_{a'_i} \cup e$.
2. If there is an arrow going from $K_{b'_i}$ to $K_{a'_j}$, then $K_{a'_j} \subseteq K_{b'_i} \cup e$.

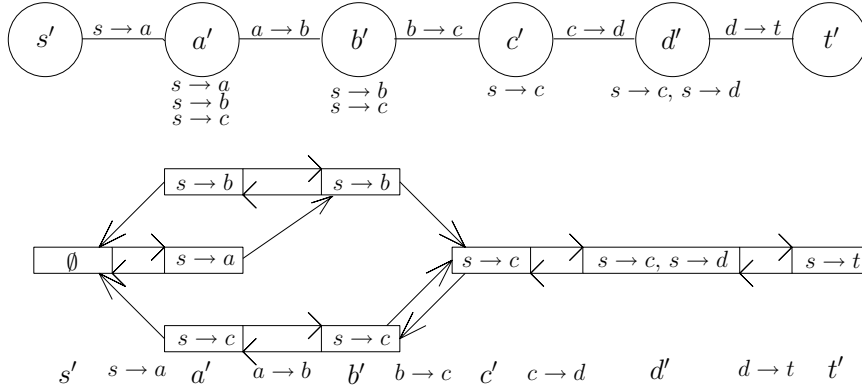


FIGURE 5. This is an illustration of the ideas used in the proof of Theorem 4.5. Above, we have the original path from s' to t' , where the J for each vertex is given below that vertex. Below, we have the relations between all of the K , where each box has one K . To get from s' to t' we have the following sequence of K_i : $K_0 = \{\}$ at s' , $K_1 = \{s \rightarrow a\}$ at a' , $K_2 = \{s \rightarrow a, s \rightarrow b\}$ at a' , $K_3 = \{s \rightarrow b\}$ at a' , $K_4 = \{s \rightarrow b\}$ at b' , $K_5 = \{s \rightarrow b, s \rightarrow c\}$ at b' , $K_6 = \{s \rightarrow b, s \rightarrow c\}$ at a' , $K_7 = \{s \rightarrow a, s \rightarrow b, s \rightarrow c\}$ at a' , $K_8 = \{s \rightarrow a, s \rightarrow c\}$ at a' , $K_9 = \{s \rightarrow c\}$ at a' , $K_{10} = \{s \rightarrow c\}$ at b' , $K_{11} = \{s \rightarrow c\}$ at c' , $K_{12} = \{s \rightarrow c, s \rightarrow d\}$ at d' , $K_{13} = \{s \rightarrow t\}$ at t'

3. If we there are arrows going both ways between $K_{a'i}$ and $K_{b'j}$, we can get from $K_{a'i}$ to $K_{b'j}$ with e .

Finally, for each vertex a' , order the $K_{a'}$.

Now we will try to travel from s' to t' on this path while always keeping a subset of the K of the vertex we are on. When attempting to go from a vertex a' to a vertex b' , we will allow only the following operation:

If every $K_{a'i}$ we have is the representative of a cycle as described above, then travel to b' and replace each $K_{a'i}$ with the corresponding $K_{b'j}$. If not, then do the following:

1. For each $K_{a'i}$ we have that is the representative of a cycle, replace it by the corresponding $K_{b'j}$.
2. Take the earliest $K_{a'i}$ that is not the representative of a cycle. Take the $K_{b'j}$ that the arrow going from this $K_{a'i}$ is pointing to. Remove this $K_{b'j}$ if it is in our set and add it if it is not.
3. For each $K_{b'j}$ we have, replace it by the corresponding $K_{a'i}$.

Note that for each of these steps, we can get from the union of the K before that step to the union of the K afterwards with some edge $e \in E$. Thus, if we use only this operation, the resulting sequence of K_i will obey the given rules.

Also note that each such operation is reversible and if we are at a vertex in the middle of the path, we have exactly two choices for where to go next regardless of which subset we have. However, if we are at s' or t' , our subset is fixed and we only have one choice for where to go next. Thus, we must be able to get from s' to t' using only the given operation, and this completes the proof. \square

5. FOURIER ANALYSIS ON MONOTONE SWITCHING NETWORKS

Unfortunately, the above results are insufficient to prove a superpolynomial lower size bound on monotone switching networks solving directed connectivity. To prove a good lower size bound, more sophisticated techniques are needed. In this section, we introduce a fourier transformation technique for monotone switching networks solving directed connectivity. We then use this technique to prove an $\Omega(N^2)$ lower size bound. Finally, we give a condition which is sufficient to prove a superpolynomial lower size bound.

An alternate way of solving directed connectivity is to look at cuts of G . There is a path from s to t if and only if there is no cut $C = (V_1, V_2)$ such that $s \in V_1$, $t \in V_2$, and there is no edge from a vertex in V_1 to a vertex in V_2 . Thus, instead of describing each state of knowledge J in terms of paths in G , we can describe each J in terms of which cuts C must have been crossed in order to reach J . We do this below.

5.1. Definitions and Basic Properties.

Definition 5.1. We define an s - t cut (below we use cut for short) of G to be a subset C of $V(G)$ such that $s \in C$ and $t \notin C$. Let \mathcal{C} denote the set of all cuts C . $|\mathcal{C}| = 2^{N-2}$.

Definition 5.2. Given a cut C and a set of edges E , define $E(C)$ to be 1 if there is an edge in E going from C to \bar{C} and -1 otherwise.

Definition 5.3. Given a cut C and a state of knowledge $J = \{K_1, \dots, K_m\}$, define $J(C)$ to be 1 if for all i , $K_i(C) = 1$ and -1 otherwise.

It can be verified that for every knowledge set K and state of knowledge J , $K(C)$ and $J(C)$ are well-defined in the sense that if K and K' (respectively J and J') are equivalent in the sense that we can get from one to the other without using any edge, then $K(C) = K'(C)$ (respectively $J(C) = J'(C)$).

Now if we have a monotone switching network solving directed connectivity on N vertices, for each of its vertices, for each of the 2^{N-2} possible cuts C , we can assign a value as follows:

Definition 5.4. Given a cut c and a vertex a' of a monotone switching network G' , define $a'(C)$ to be $J_{a'}(C)$.

Note that for all C , $s'(C) = -1$ and $t'(C) = 1$. We define basis functions as follows:

Definition 5.5. Given a set of vertices V that does not include s or t , define $e_V(C) = (-1)^{|V \cap C|}$.

We define the dot product as follows:

Definition 5.6. Given two functions $f, g : \mathcal{C} \rightarrow \mathbb{R}$, $f \cdot g = 2^{2-N} \sum_{C \in \mathcal{C}} f(C)g(C)$

Note that $e_V(C)e_{V'}(C) = (-1)^{(V \Delta V') \cap C}$ for every cut C , where Δ denotes the symmetric difference of two sets, and hence the functions $\{e_V\}$ form an orthonormal basis for the vector space $\mathbb{R}^{\mathcal{C}}$ with the standard dot product $f \cdot g = 2^{2-N} \sum_{C \in \mathcal{C}} f(C)g(C)$.

We define Fourier coefficients as follows:

Definition 5.7. $\hat{f}_V = f \cdot e_V$

Proposition 5.8. For any function f , $f = \sum_V \hat{f}_V e_V$ and $f \cdot f = \sum_V \hat{f}_V^2$.

Proposition 5.9. Given a monotone switching network G' , if there an edge with label $u \rightarrow v$ between vertices a' and b' , then for any cut c , if $u \notin C$ or $v \notin \bar{C}$, then $a'(C) = b'(C)$.

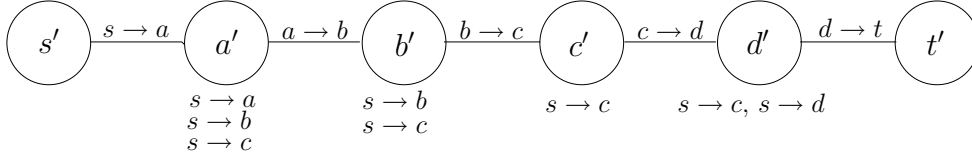


FIGURE 6. This is a possible path in G' from s' to t' . Below, we express the six functions s' , a' , b' , c' , d' , and t' in terms of the basis functions:

$$s' = -e_{\{\}}.$$

$$a' = -\frac{3}{4}e_{\{\}} + \frac{1}{4}e_{\{a\}} + \frac{1}{4}e_{\{b\}} + \frac{1}{4}e_{\{a,b\}} + \frac{1}{4}e_{\{c\}} + \frac{1}{4}e_{\{a,c\}} + \frac{1}{4}e_{\{b,c\}} + \frac{1}{4}e_{\{a,b,c\}}.$$

$$b' = -\frac{1}{2}e_{\{\}} + \frac{1}{2}e_{\{a\}} + \frac{1}{2}e_{\{b\}} + \frac{1}{2}e_{\{a,b\}}.$$

$$c' = e_{\{c\}}.$$

$$d' = \frac{1}{2}e_{\{\}} + \frac{1}{2}e_{\{a\}} + \frac{1}{2}e_{\{b\}} - \frac{1}{2}e_{\{a,b\}}.$$

$$t' = e_{\{\}}.$$

5.2. Warm-up: linear and quadratic lower size bounds. We will now use the Fourier transformation technique to show an $\Omega(N^2)$ lower size bound on monotone switching networks solving directed connectivity.

To do this, we will consider linear combinations of the v' functions.

Proposition 5.10. *If the vector space of linear combinations of v' has rank at least m , then G' has at least $m + 1$ vertices.*

Proof. The vector space of linear combinations of s' and t' has rank 1. Each new vertex can add at most 1 to the rank of the vector space, and this completes the proof. \square

Definition 5.11. *Given a directed path P' in G' from s' to t' and a label e , define $d(P', e) \in \mathbb{R}^C$ to be $\frac{1}{2}(\sum_{v' \in V_{\text{sink}}} v' - \sum_{v' \in V_{\text{source}}} v')$, where V_{sink} is the set of vertices in G' with an edge in P' with label e going into it and V_{source} is the set of vertices in G' with an edge in P' with label e going out from it.*

Clearly, for any P' and e , $d(P', e)$ is in the span of the v' functions.

Theorem 5.12. *G' has at least N vertices.*

Proof. We obtain this lower size bound by combining several simple statements.

Proposition 5.13. *If P' is a directed path in G' from s' to t' using only edges with labels $s \rightarrow a$ and $a \rightarrow t$, then for a cut C , $d(P', s \rightarrow a)(C)$ is 1 if $a \in \bar{C}$ and 0 otherwise.*

Proof of Proposition 5.13. For a cut C , if $a \in C$ then using Proposition 5.9, $d(P', s \rightarrow a)(C) = 0$. If $a \in \bar{C}$, then using Proposition 5.9, $d(P', a \rightarrow t)(C) = 0$. Since $d(P', s \rightarrow a)(C) + d(P', a \rightarrow t)(C) = \frac{1}{2}(t'(C) - s'(C)) = 1$, $d(P', s \rightarrow a)(C) = 1$. \square

Proposition 5.14. *If P' is a directed path in G' from s' to t' using only edges with labels $s \rightarrow a$ and $a \rightarrow t$, then for a cut C , $d(P', a \rightarrow t)(C)$ is 1 if $a \in C$ and 0 otherwise.*

Proof of Proposition 5.14. For a cut C , if $a \in \bar{C}$ then using Proposition 5.9, $d(P', a \rightarrow t)(C) = 0$. If $a \in C$, then using Proposition 5.9, $d(P', s \rightarrow a)(C) = 0$. Since $d(P', s \rightarrow a)(C) + d(P', a \rightarrow t)(C) = \frac{1}{2}(t'(C) - s'(C)) = 1$, $d(P', a \rightarrow t)(C) = 1$. \square

Corollary 5.15. *Let $f = d(P', s \rightarrow a) - d(P', a \rightarrow t)$. Then $\hat{f}_{\{a\}} = 1$, and all other Fourier coefficients are zero.*

Proof of Theorem 5.12 using Corollary 5.15. For each of the $N - 2$ vertices v that are not equal to s or t , we can create a linear combination of v' such that the resulting function f has all Fourier coefficients 0 except for $\hat{f}_{\{v\}}$, which is nonzero. Also, if $f = \frac{1}{2}(t' - s')$, $\hat{f}_{\{t\}} = 1$ and all other Fourier coefficients are zero. Thus, these $N - 1$ functions are linearly independent, and the result follows from Proposition 5.10. \square

Theorem 5.16. *G' has at least $\frac{(N-2)(N-3)}{2} + N$ vertices.*

Proof. Again, we obtain this lower size bound by combining several simple statements.

Proposition 5.17. *If P' is a directed path in G' from s' to t' using only edges with labels $s \rightarrow a$, $a \rightarrow b$, and $b \rightarrow t$, then for a cut C , $d(P', a \rightarrow b)(C)$ is 1 if $a \in C$ and $b \in \bar{C}$ and 0 otherwise.*

Proof of Proposition 5.17. For a cut C , if $a \notin C$ or $b \notin \bar{C}$ then using Proposition 5.9, $d(P', a \rightarrow b)(C) = 0$. If $a \in C$ and $b \in \bar{C}$, then using Proposition 5.9, $d(P', s \rightarrow a)(C) + d(P', b \rightarrow t)(C) = 0$. Since

$$d(P', s \rightarrow a)(C) + d(P', a \rightarrow b)(C) + d(P', b \rightarrow t)(C) = \frac{1}{2}(t'(C) - s'(C)) = 1, \quad d(P', a \rightarrow b)(C) = 1. \quad \square$$

Proposition 5.18. *If P' is a directed path in G' from s' to t' using only edges with labels $s \rightarrow a$, $a \rightarrow b$, and $b \rightarrow t$, then for a cut C , $d(P', s \rightarrow a) + d(P', b \rightarrow t)(C)$ is 0 if $a \in C$ and $b \in \bar{C}$ and 1 otherwise.*

Proof of Proposition 5.18. For a cut C , if $a \in C$ and $b \in \bar{C}$ then using Proposition 5.9, $d(P', a \rightarrow b)(C) + d(P', b \rightarrow t)(C) = 0$. If not, then using Proposition 5.9, $d(P', a \rightarrow b)(C) = 0$. Since $d(P', s \rightarrow a)(C) + d(P', a \rightarrow b)(C) + d(P', b \rightarrow t)(C) = \frac{1}{2}(t'(C) - s'(C)) = 1$, $d(P', a \rightarrow b)(C) + d(P', b \rightarrow t)(C) = 1$. \square

Corollary 5.19. *Let $f = d(P', s \rightarrow a) - d(P', a \rightarrow b) + d(P', b \rightarrow t)$. Then $\hat{f}_{\{t\}} = \frac{1}{2}$, $\hat{f}_{\{a\}} = \frac{1}{2}$, $\hat{f}_{\{b\}} = -\frac{1}{2}$, $\hat{f}_{\{a,b\}} = \frac{1}{2}$, and all other Fourier coefficients are zero.*

Proof of Theorem 5.16 using Corollary 5.19. For each pair of vertices $\{v_1, v_2\}$ not equal to s or t , as shown above, we can create a function where $\hat{f}_{\{v_1, v_2\}} \neq 0$. As long as each pair of vertices is used only once, this will be the only function for which this is true. In this way, we can obtain $\frac{(N-2)(N-3)}{2}$ linearly independent functions. After this, we can still use the same $N - 1$ functions from before, so this gives us a total of $\frac{(N-2)(N-3)}{2} + N - 1$ linearly independent functions. Again, the result follows from Proposition 5.10. \square

5.3. General techniques for obtaining lower size bounds. In this subsection, we show how more general lower size bounds can be obtained.

Definition 5.20. *Given a directed path P' in G' from s' to t' using only the edges of some directed path P in G from s to t and a partition of the edges of P into two sets, E_1 and E_2 , let $f_{P', P, E_1, E_2} = \sum_{e \in E_1} d(P', e) - \sum_{e \in E_2} d(P', e)$.*

Definition 5.21. We say a cut C is (P, E_1, E_2) -invariant if all edges e in P that cross C are in E_1 or all edges e in P that cross C are in E_2 . We say a function $g : \mathcal{C} \rightarrow \mathbb{R}$ is (P, E_1, E_2) -invariant if $f_{P', P, E_1, E_2} \cdot g$ is independent of G' and P' .

Proposition 5.22. A function $g : \mathcal{C} \rightarrow \mathbb{R}$ is (P, E_1, E_2) -invariant if and only if $g(C) = 0$ for every C that is not (P, E_1, E_2) -invariant.

Proof. For any cut C that is not (P, E_1, E_2) -invariant, we can change the value of $f_{P', P, E_1, E_2}(C)$ without changing $f_{P', P, E_1, E_2}(C')$ for any other cut C' . To see this, given a G' , create a new G' by creating a new s' . Let a' be the old s' and for each edge e such that e crosses C , create an edge with label e between s' and a' . This is still a valid monotone switching network solving directed connectivity and for all vertices v' except s' , $v'(C) = 1$. Also, $a'(C') = 1$ if $C' = C$ and -1 otherwise. Thus, we can change $f_{P', P, E_1, E_2}(C)$ without changing $f_{P', P, E_1, E_2}(C')$ for any other C' by choosing whether to use an edge with label in E_1 or E_2 to go from s' to a' . Thus, if $g(C) \neq 0$, then g cannot be (P, E_1, E_2) -invariant.

If C cannot be crossed by any edge in E_1 , then $\sum_{e \in E_1} d(P', e)(C) = 0$. Again, $\sum_{e \in E_1} d(P', e)(C) + \sum_{e \in E_2} d(P', e)(C) = \frac{1}{2}(t'(C) - s'(C)) = 1$, so $\sum_{e \in E_2} d(P', e)(C) = 1$, and $f_{P', P, E_1, E_2}(C) = -1$. Similarly, if C cannot be crossed by any edge in E_2 , then $f_{P', P, E_1, E_2}(C) = 1$. In either case, $f_{P', P, E_1, E_2}(C)$ is independent of G' and P' , so if $g(C) = 0$ for every C that is not (P, E_1, E_2) -invariant, then $f_{P', P, E_1, E_2} \cdot g$ is independent of G' and P' , as needed. \square

For paths P of length 2 and 3, we were able to choose E_1 and E_2 so that $f_{P', P, E_1, E_2}(C)$ is independent of G' and P' for all cuts C . Unfortunately, for longer paths, this is no longer possible. This makes proving linear independence much harder. With paths of length 5, using a linear independence argument is still possible, see the Appendix, but extending such a technique further is probably impossible.

To end this section, we show that a lower size bound can be obtained from these techniques even without using linear independence.

Theorem 5.23. If there exists a path P in G from s to t of length k_1 , a partition of its edges into two groups E_1 and E_2 , and a function g_{P, E_1, E_2} such that g_{P, E_1, E_2} is (P, E_1, E_2) -invariant, $f_{P', P, E_1, E_2} \cdot g_{P, E_1, E_2}$ is nonzero, and $\hat{g}_{P, E_1, E_2, V} = 0$ for any set of vertices V such that V contains a vertex not in P or $|V| < k_2$, then G' has size at least $\Omega(N^{\frac{k_2}{2}})$.

Proof. Let N' be the number of vertices of G' . We wish to bound N' from below. First note that given any set of orthonormal functions $\{g_i\}$,

$$N' \geq \sum_i \left(\sum_{a' \in V(G')} |a' \cdot g_i|^2 \right) \quad (1)$$

Using Cauchy-Schwarz (specifically $\sum_{j=1}^{N'} |c_j|^2 \geq \frac{1}{N'} (\sum_{j=1}^{N'} |c_j|)^2$ for any $c_1, \dots, c_{N'}$),

$$N' \geq \sum_i \left(\sum_{a' \in V(G')} |a' \cdot g_i|^2 \right) \geq \frac{1}{N'} \sum_i \left(\sum_{a' \in V(G')} |a' \cdot g_i| \right)^2 \quad (2)$$

$$N' \geq \sqrt{\sum_i \left(\sum_{a' \in V(G')} |a' \cdot g_i| \right)^2} \quad (3)$$

We can assume without loss of generality that $g_{P, E_1, E_2} \cdot g_{P, E_1, E_2} = 1$. Let $M = |f_{P', P, E_1, E_2} \cdot g_{P, E_1, E_2}|$. By the definition of f_{P', P, E_1, E_2} ,

$$M = |f_{P', P, E_1, E_2} \cdot g_{P, E_1, E_2}| \leq \sum_{a' \in V(P')} |a' \cdot g_{P, E_1, E_2}| \quad (4)$$

Also, we clearly have that

$$\sum_{a' \in V(P')} |a' \cdot g_{P,E_1,E_2}| \leq \sum_{a' \in V(G')} |a' \cdot g_{P,E_1,E_2}| \quad (5)$$

Combining 4 and 5, we get that

$$\sum_{a' \in V(G')} |a' \cdot g_{P,E_1,E_2}| \geq M \quad (6)$$

$$\left(\sum_{a' \in V(G')} |a' \cdot g_{P,E_1,E_2}| \right)^2 \geq M^2 \quad (7)$$

Now note that if we are given another path P_2 of length k_1 in G from s to t , by symmetry, for some partition (E_3, E_4) of the edges of P_2 , we can take another function g_{P_2,E_3,E_4} and we will have that $g_{P_2,E_3,E_4} \cdot g_{P_2,E_3,E_4} = 1$ and $(\sum_{a' \in V(G')} |a' \cdot g_{P_2,E_3,E_4}|)^2 \geq M^2$. Also, since $\hat{g}_{P,E_1,E_2 \setminus V} = 0$ for any set of vertices V such that V contains a vertex not in P or $|V| < k_2$, if P_1 and P_2 have less than k_2 vertices in common, then g_{P,E_1,E_2} and g_{P_2,E_3,E_4} are orthogonal. If we have K such paths, where each pair of paths has less than k_2 vertices in common, then plugging 7 into 3,

$$N' \geq \sqrt{KM^2} = M\sqrt{K} \quad (8)$$

Finally, note that even if we add more vertices to G , we can still take the same P , E_1 , E_2 , and g_{P,E_1,E_2} , and we will get the same M . Thus, we can take M to be independent of N . Following similar logic as in the proof of Theorem 1.2, we can easily obtain $\Omega(N^{k_2})$ such paths, so N' is at least $\Omega(N^{\frac{k_2}{2}})$, as needed. \square

6. FOURIER ANALOGUES OF EARLIER RESULTS

In this section, we use Fourier analogues of earlier results to prove the following theorem:

Theorem 6.1. *For any path P in G from s to t of length $2^k + 1$, there exists a partition of its edges into two groups E_1 and E_2 and a function $g_{P,E_1,E_2} : \mathcal{C} \rightarrow \mathbb{R}$ such that g_{P,E_1,E_2} is (P, E_1, E_2) -invariant, $f_{P',P,E_1,E_2} \cdot g_{P,E_1,E_2}$ is nonzero, and $\hat{g}_V = 0$ for any set of vertices V such that V contains a vertex not in P or $|V| \leq k$.*

By Theorem 5.23, this is sufficient to prove a superpolynomial lower size bound on monotone switching networks solving directed connectivity.

6.1. Proof Overview. We now give an informal overview of the proof of Theorem 6.1.

It is instructive to first note how this function g_{P,E_1,E_2} relates to certain knowledge switching networks and Lemma 3.8. If we let W be the set of all a' such that $K_{a'}$ contains at least $k+1$ vertices, then Lemma 3.8 says that any path P' in G' from s to t using only the edges of P must pass through at least one vertex $w' \in W$. We can think of W as a barrier preventing us from easily going from s' to t' . The function g_{P,E_1,E_2} describes this barrier more precisely, as if we let W' be the set of all vertices a' such that $a' \cdot g_{P,E_1,E_2} \neq 0$, then P' must pass through at least one vertex $w' \in W'$. Also, $W' \subseteq W$.

Thus, the existence of such a g_{P,E_1,E_2} implies Lemma 3.8. Roughly speaking, we want to show the converse, that the existence of such a barrier for certain knowledge switching networks implies the existence of such a g_{P,E_1,E_2} .

To show that a function $g : \mathcal{C} \rightarrow \mathbb{R}$ is (P, E_1, E_2) -invariant, we either need to show that $g(C) = 0$ for all cuts C that are not (P, E_1, E_2) -invariant, or we need to show that $f_{P',P,E_1,E_2} \cdot g$ is independent of G' and P' . If we had an explicit formula for $g(C)$, it would be easiest to use the first approach. However, since we do not have such a general formula, we use the second approach.

Lemma 6.6, the Fourier analogue of Theorem 4.4, shows that it is sufficient to consider only G' where all of the knowledge sets contain only edges of the form $s \rightarrow v$. Theorem 6.8, the Fourier analogue of Theorem 4.5, shows that if we add the condition that $f_{L',P,E_1,E_2} \cdot g_{P,E_1,E_2} = 0$ for all directed cycles L' of G' using only the edges of P , then it is sufficient to consider only certain knowledge switching networks. Combining these results, we have Theorem 6.5, which says that with the added condition, we only need to consider certain knowledge switching networks such that all knowledge sets contain only edges of the form $s \rightarrow v$.

Since there are now at most $2^{N-2} + 1$ knowledge sets and we must have $t' = -s'$, as noted in Lemma 6.15, we can arbitrarily choose the values $g \cdot a'$ for all $a' \in V(G')$ except t' . Lemma 6.16 shows that if we can split the vertices of G' into 4 groups with specific properties, then using this freedom, we can create a g with the needed properties. Lemma 6.18 shows that if we have a barrier W similar to the one provided by Lemma 3.8 with one additional property, then we can split the vertices of G' into 4 groups as required by Lemma 6.16. Finally, Lemma 6.20 modifies Lemma 3.8 so that it provides the barrier W with the needed additional property. Putting everything together, we can create a function g_{P,E_1,E_2} with all of the needed properties.

6.2. Reduction to Certain Knowledge Switching Networks. In this subsection, we prove Theorem 6.5, showing that to prove a function $g : \mathcal{C} \rightarrow \mathbb{R}$ is (P, E_1, E_2) -invariant, it is sufficient to look at the behavior of g on certain knowledge switching networks G' where all knowledge sets contain only paths of the form $s \rightarrow v$.

Definition 6.2. *Given a directed cycle L' in G' and a label e , define $d(L', e)$ to be $\frac{1}{2}(\sum_{v' \in V_{\text{sink}}} v' - \sum_{v' \in V_{\text{source}}} v')$, where V_{sink} is the set of vertices in G' with an edge in L' with label e going into it and V_{source} is the set of vertices in G' with an edge in L' with label e going out from it.*

Definition 6.3. *Given a directed path P in G from s to t , a partition of the edges of P into two sets, E_1 and E_2 , and a directed cycle L' in G' using only the edges of P , define $f_{L',P,E_1,E_2} = \sum_{e \in E_1} d(L', e) - \sum_{e \in E_2} d(L', e)$.*

Remark 6.4. *Throughout this subsection, we will always assume that we have a directed path P in G from s to t and a partition (E_1, E_2) of the edges of P , and we will not consider any directed paths or cycles in G' that use an edge not in P .*

Theorem 6.5. *If for a function $g : \mathcal{C} \rightarrow \mathbb{R}$, for any certain knowledge G' such that all knowledge sets contain only edges of the form $s \rightarrow v$, $f_{P',P,E_1,E_2} \cdot g$ is independent of P' and $f_{L',P,E_1,E_2} \cdot g = 0$ for all directed cycles L' in G' , then g is (P, E_1, E_2) -invariant.*

Proof. We begin with the following analogue of Theorem 4.4:

Lemma 6.6. *If for a function $g : \mathcal{C} \rightarrow \mathbb{R}$, for all G' such that all paths in the knowledge sets have the form $s \rightarrow v$, $f_{P',P,E_1,E_2} \cdot g$ is independent of P' , then g is (P, E_1, E_2) -invariant.*

Proof of Lemma 6.6. g is (P, E_1, E_2) -invariant if and only if $g(C) = 0$ for all C that are not (P, E_1, E_2) -invariant.

Assume there is a cut C such that C is not (P, E_1, E_2) -invariant and $g(C) \neq 0$. Let v_1, \dots, v_m be the vertices in C and let w_1, \dots, w_{k-1} be the vertices in \bar{C} . Take $w_k = t$. Create a G' with the following two vertices:

1. A vertex a' with state of knowledge equivalent to $\{s \rightarrow v_1\} \wedge \{s \rightarrow v_2\} \wedge \dots \wedge \{s \rightarrow v_m\}$.
2. A vertex b' with state of knowledge equivalent to

$$\{s \rightarrow v_1\} \wedge \{s \rightarrow v_2\} \wedge \cdots \wedge \{s \rightarrow v_m\} \wedge (\{S \rightarrow w_1\} \vee \{S \rightarrow w_2\} \vee \cdots \vee \{S \rightarrow w_k\}).$$

Proposition 6.7. *It is possible to get from $J_{a'}$ to $J_{b'}$ with the edge e if and only if e crosses C , and $b'(C') - a'(C')$ is 2 if $C' = C$ and 0 otherwise.*

Proof of Lemma 6.6 from Proposition 6.7. Take P' so that P' goes from s' to a' , takes an edge from a' to b' and then goes from b' to t' . We are free to choose whether the edge from a' to b' has a label in E_1 or E_2 . Thus, we can change $f_{P',P,E_1,E_2}(C)$ without affecting $f(C')$ for any $C' \neq C$. But $g(C) \neq 0$, so $f_{P',P,E_1,E_2} \cdot g$ is not fixed for some G' where all edges in the knowledge sets have the form $s \rightarrow v$. Thus, if $f_{P',P,E_1,E_2} \cdot g$ is fixed for all G' where all edges in the knowledge sets have the form $s \rightarrow v$, then $g(C) = 0$ for any cut C that is not (P, E_1, E_2) -invariant, so g is (P, E_1, E_2) -invariant, as needed. \square

\square

We now give the following analogue of Theorem 4.5:

Theorem 6.8. *If for a function $g : \mathcal{C} \rightarrow \mathbb{R}$, for any certain knowledge G' , $f_{P',P,E_1,E_2} \cdot g$ is independent of P' and $f_{L',P,E_1,E_2} \cdot g = 0$ for all directed cycles L' in G' , then g is (P, E_1, E_2) -invariant.*

Proof of Theorem 6.8.

Proposition 6.9. *If $J = \{K_1, K_2, \dots, K_m\}$ where $m \neq 0$, then*

$J(C) - J_{s'}(C) = \sum_I (-1)^{|I|+1} ((\cup_{i \in I} K_i)(C) - J_{s'}(C))$ where I ranges over all of the possible subsets of $\{1, 2, \dots, m\}$.

Proof of Proposition 6.9. $J(C) - J_{s'}(C) = 2$ if $K_i(C) = 1$ for every i and 0 otherwise.

If $K_i(C) = -1$ for some i , then we can add or remove i from I without affecting $(\cup_{i \in I} K_i)(C) - J_{s'}(C)$. But then the sum on the right is automatically 0.

If $K_i(C) = 1$ for all i , then unless I is empty, $(\cup_{i \in I} K_i)(C) - J_{s'}(C) = 2$. From this, it is easy to see that the right hand side is 2, as needed. This completes the proof. \square

Lemma 6.10. *$J_{b'} - J_{a'} = \sum_{\text{moves}} K_{\text{end}} - K_{\text{start}}$, where both K_{start} and K_{end} are unions of subsets of $\{K_{a'i}\}$ or unions of subsets of $\{K_{b'j}\}$ and the moves are as described in Theorem 4.5. We give each move a direction by requiring that K_{start} is either the union of an odd number of $K_{a'i}$ or the union of an even number of $K_{b'j}$ and K_{end} is either the union of an even number of $K_{a'i}$ or the union of an odd number of $K_{b'j}$.*

Proof of Lemma 6.10. Recall that the moves in Theorem 4.5 are as follows: If we are at a vertex a' with a subset of the $\{K_{a'i}\}$ and we want to move to the vertex b' , do the following:

If every $K_{a'i}$ we have is the representative of a cycle, then travel to b' and replace each $K_{a'i}$ with the corresponding $K_{b'j}$. If not, then do the following:

1. For each $K_{a'i}$ we have that is the representative of a cycle, replace it by the corresponding $K_{b'j}$.
2. Take the earliest $K_{a'i}$ that is not the representative of a cycle. Take the $K_{b'j}$ that the arrow going from this $K_{a'i}$ is pointing to. Remove this $K_{b'j}$ if it is in our set and add it if it is not.
3. For each $K_{b'j}$ we have, replace it by the corresponding $K_{a'i}$.

Note that every move either changes where we are or changes the number of knowledge sets by 1. Thus, if we look at the pairs of K that are connected by a move, then one of them will be in K_{start} and the other will be in K_{end} . Thus, we can give each move a direction as described. Also, note that for each possible K_{start} , there is exactly one move from it and for each possible K_{end} ,

there is exactly one possible move to it. Thus, each possible K_{start} or K_{end} is counted exactly once. The result now follows immediately from Proposition 6.9. \square

Proof of Theorem 6.8 from Lemma 6.10. Now for each vertex a' in P' not equal to s' or t' , for each possible nonempty subset of the $\{K_{a'i}\}$, create a vertex. This corresponds to being at a' and having that subset. Create a vertex s'' corresponding to being at s' and having $K = \{\}$ and create one vertex t'' corresponding to being at t' and having $K = \{s \rightarrow t\}$. For each move, create an edge between the corresponding vertices. Call the resulting graph H' .

After we are done, every vertex excluding s'' and t'' has degree 2. Thus, this graph consists of a path between s'' and t'' and cycles. Note that for each move, we are starting at one vertex in P' and attempting to move to an adjacent vertex in P' . Thus, we can give each move a direction according to Lemma 6.10. For a given vertex a' in P' not equal to s' or t' and subset of the knowledge sets in $J_{a'}$, one move from it attempts to go to the next vertex in P' and the other move attempts to go to the previous vertex in P' . Thus, after we make the edges directed, each vertex in H' except s'' and t'' has indegree 1 and outdegree 1. H' consists of a directed path $P'_{H'}$ from s'' to t'' and directed cycles.

Definition 6.11. *Given an edge e' in G' and a direction for this edge, define $d_{G'}(e')$ to be $v'_{sink} - v'_{source}$, where v'_{sink} is the vertex in G' that e' goes to and v'_{source} is the vertex in G' that e' comes from.*

Corollary 6.12. *For any edge e' in P' ,*

$$d_{G'}(e') = \sum_{e' \in E_{e'}} d_{H'}(e'), \text{ where } E_{e'} \text{ is the set of all edges in } H' \text{ that correspond to } e'.$$

Proof. This follows immediately from Lemma 6.10 and the definition of H' . \square

Corollary 6.13. $d(P', e) = d(P'_{H'}, e) + \sum_{L' \in H'} d(L', e)$

Proof. This follows immediately from Corollary 6.12 and the definitions. \square

Theorem 6.8 follows directly from Corollary 6.13, and this completes the proof. \square

Proof of Theorem 6.5 from Lemma 6.6 and Theorem 6.8. To prove Theorem 6.5, first use Lemma 6.6 and then use the exact same argument as in Theorem 6.8. Since we now start with a G' such that all paths in the knowledge sets have the form $s \rightarrow v$, when we create H' , all of the knowledge sets in H' will only contain paths of the form $s \rightarrow v$, and this completes the proof. \square

6.3. Construction of g_{P,E_1,E_2} . In this subsection, we complete the proof of Theorem 6.1 by constructing a function $g_{P,E_1,E_2} : \mathcal{C} \rightarrow \mathbb{R}$ with the given properties. \square

Looking at certain knowledge G' where each knowledge set only has paths of the form $s \rightarrow v$, there are only $2^{N-2} + 1$ possible knowledge sets: $s \rightarrow t$ and anything of the form $\cup_{v \in V} \{s \rightarrow v\}$ for some set of vertices V . Denote each such K by K_V .

Proposition 6.14. *If $V' \not\subseteq V$, then $e_{V'} \cdot K_V = 0$ and $e_V \cdot K_V \neq 0$.*

Lemma 6.15. *For any set of values $\{a_V\}$, there is a function $g : \mathcal{C} \rightarrow \mathbb{R}$ such that for all V , $g \cdot K_V = a_V$. Furthermore, if there is a k such that if $|V| \leq k$, then $g \cdot K_V = 0$, then writing $g = \sum_{V'} c_{V'} e_{V'}$, if $|V'| \leq k$ then $c_{V'} = 0$.*

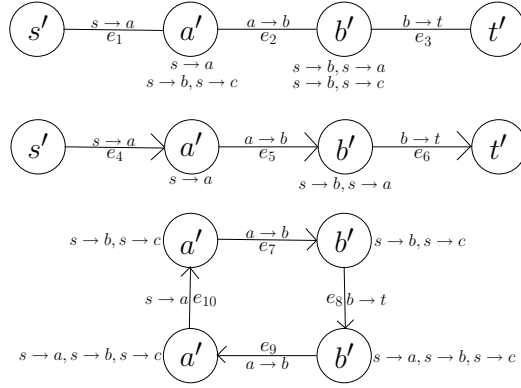


FIGURE 7. This figure illustrates the ideas used in the proof of Theorem 6.8. P' is shown above, and H' is shown below. The labels inside the vertices of H' show which vertex in P' we are on at that point, and the labels next to the vertices of H' show which K we have at that point. Take

$K_1 = \{s \rightarrow a\}$, $K_2 = \{s \rightarrow a, s \rightarrow b\}$, $K_3 = \{s \rightarrow b, s \rightarrow c\}$, and $K_4 = K_1 \cup K_3 = K_2 \cup K_3 = \{s \rightarrow a, s \rightarrow b, s \rightarrow c\}$.

e_4 and e_{10} correspond to e_1 , and

$$d_{G'}(e_1) = a' - s' = (K_1 - J_{s'}) + (K_3 - K_4) = d_{H'}(e_4) + d_{H'}(e_{10}).$$

e_5 , e_7 , and e_9 correspond to e_2 , and

$$d_{G'}(e_2) = b' - a' = (K_2 + K_3 - K_4) - (K_1 + K_3 - K_4) = (K_2 - K_1) + (K_3 - K_3) + (K_4 - K_4) = d_{H'}(e_5) + d_{H'}(e_7) + d_{H'}(e_9).$$

e_6 and e_8 correspond to e_3 , and

$$d_{G'}(e_3) = t' - b' = (J_{t'} - K_2) + (K_4 - K_3) = d_{H'}(e_6) + d_{H'}(e_8).$$

Proof of Lemma 6.15. To see the first part of the lemma, pick an ordering of the V such that no V is a subset of an earlier V . Now pick each c_V in that order. Since if $V' \not\subseteq V$, then $e_{V'} \cdot K_V = 0$ and $e_V \cdot K_V \neq 0$, this means that when we pick each c_V , we can change the value of a_V without affecting any earlier a_V . Thus, we can freely choose each a_V .

To see the second part of the lemma, let V be a set such that $c_V \neq 0$ and for all proper subsets V' of V , $c_{V'} = 0$. Then by the above proposition, $a_V \neq 0$, as needed. This completes the proof. \square

Lemma 6.16. *If we have a directed path P in G , a partition of the edges of P into two sets E_1 and E_2 , and a mapping $b : V(G') \rightarrow \{0, 1\} \times \{0, 1\}$ such that if we write $b(v') = (b_1(v'), b_2(v'))$, then:*

1. $b_1(s') = b_2(s') = 0$.

2. $b_1(t') = b_2(t') = 1$.

3. If $b_i(v'_1) \neq b_i(v'_2)$, $i \in \{1, 2\}$, then there is no edge with label in E_i between v'_1 and v'_2 .

Then if we also have a $g : \mathcal{C} \rightarrow \mathbb{R}$ such that $g \cdot v' = b_2(v') - b_1(v')$ for all $v' \in V(G')$, then for any directed cycle L' in G' using only the edges of P , $f_{L', P, E_1, E_2} \cdot g = 0$ and for any path P' in G' from s' to t' using only the edges of P , $f_{P', P, E_1, E_2} \cdot g = 1$.

Proof of Lemma 6.16. This follows immediately from the following proposition:

Proposition 6.17. *With the above conditions, if P'' is a path in G' from s' to a' , then*

$$\frac{1}{2}(\sum_{e \in E_1} d(P'', e) - \sum_{e \in E_2} d(P'', e)) \cdot g = \frac{1}{2}(b_2(a') + b_1(a'))$$

Proof of Proposition 6.17. We prove this by induction. It is clearly true for paths of length 0. Assume we have a path P'' from s' to some vertex $v'_1 \in V(G')$ for which the proposition is true and

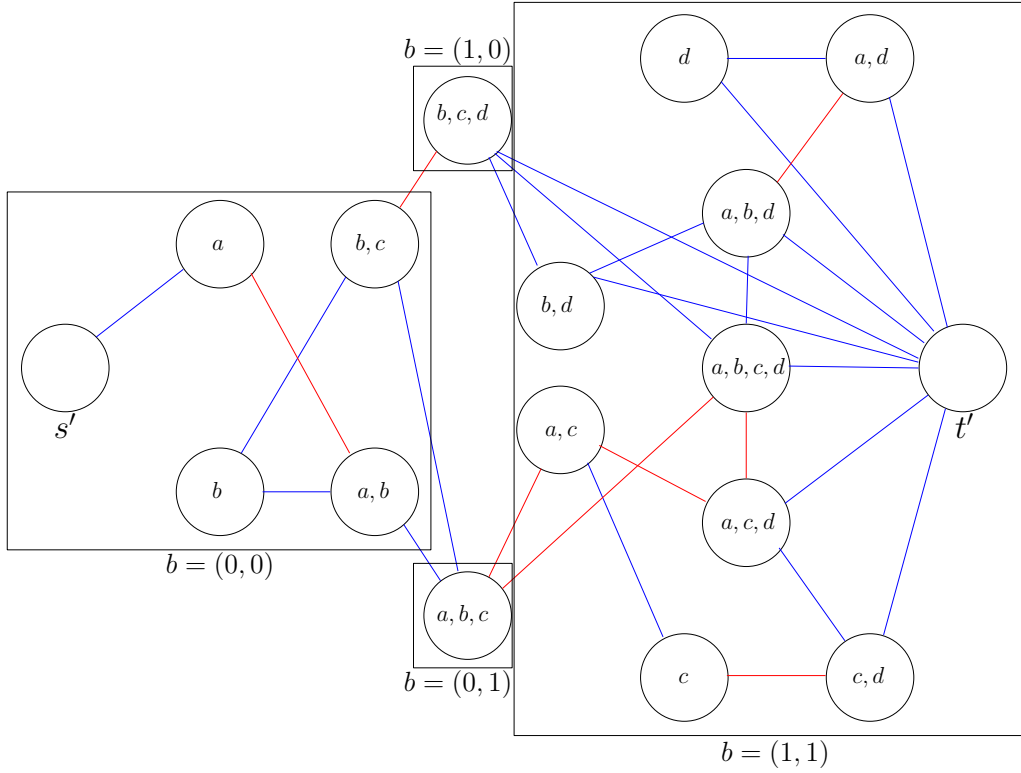


FIGURE 8. This is a partition of the vertices in G' into 4 groups as described in Lemma 6.16, where G' is a certain knowledge switching network such that all knowledge sets contain only edges of the form $s \rightarrow v$, $P = s \rightarrow a \rightarrow b \rightarrow c \rightarrow d \rightarrow t$, $E_1 = \{s \rightarrow a, b \rightarrow c, d \rightarrow t\}$, and $E_2 = \{a \rightarrow b, c \rightarrow d\}$. In this diagram, each vertex has knowledge set K_V , where V is the set of vertices inside of the vertex. Edges with label in E_1 are blue and edges with label in E_2 are red. Taking $g = 4e_{\{a,b,c\}} - 4e_{\{b,c,d\}}$, $g \cdot a' = b_2(a') - b_1(a')$.

an additional edge e' from v'_1 to some vertex $v'_2 \in V(G')$. Let P''' be P'' with the edge e' added.

If e' has a label in E_1 , then $b_1(v'_2) = b_1(v'_1)$, so

$$\begin{aligned} \frac{1}{2}(\sum_{e \in E_1} d(P''', e) - \sum_{e \in E_2} d(P''', e)) \cdot g &= \frac{1}{2}(\sum_{e \in E_1} d(P'', e) - \sum_{e \in E_2} d(P'', e)) \cdot g + \frac{1}{2}(g \cdot v'_2) - \frac{1}{2}(g \cdot v'_1) \\ &= \frac{1}{2}(b_2(v'_1) + b_1(v'_1)) + \frac{1}{2}(b_2(v'_2) - b_1(v'_2)) - \frac{1}{2}(b_2(v'_1) - b_1(v'_1)) \\ &= \frac{1}{2}(b_2(v'_2) + b_1(v'_2)), \text{ as needed.} \end{aligned}$$

Similarly, if e' has a label in E_2 , then $b_2(v'_2) = b_2(v'_1)$, so

$$\begin{aligned} \frac{1}{2}(\sum_{e \in E_1} d(P''', e) - \sum_{e \in E_2} d(P''', e)) \cdot g &= \frac{1}{2}(\sum_{e \in E_1} d(P'', e) - \sum_{e \in E_2} d(P'', e)) \cdot g - \frac{1}{2}(g \cdot v'_2) + \frac{1}{2}(g \cdot v'_1) \\ &= \frac{1}{2}(b_2(v'_1) + b_1(v'_1)) + \frac{1}{2}(-b_2(v'_2) + b_1(v'_2)) - \frac{1}{2}(-b_2(v'_1) + b_1(v'_1)) \\ &= \frac{1}{2}(b_2(v'_2) + b_1(v'_2)), \text{ as needed.} \end{aligned}$$

This completes the proof. □

□

Lemma 6.18. *If there is a set of vertices W in G' such that any path P' from s' to t' using only edges with labels in P contains a vertex $w' \in W$ incident with both an edge in P' with label in E_1 and an edge in P' with label in E_2 , then it is possible to find a mapping $b : V(G') \rightarrow \{0, 1\} \times \{0, 1\}$ as described in Lemma 6.16 so that all vertices v' such that $b_1(v') \neq b_2(v')$ are in W .*

Proof of Lemma 6.18. Delete all edges in G' whose labels are not in P . Treat all edges in E_1 as equivalent and treat all edges in E_2 as equivalent.

Let W' be a subset of W for which the same condition holds and if we remove any vertex from W' , this condition no longer holds.

If for some a', b', c' , and $i \in \{1, 2\}$ there is an edge between vertex a' and b' with label in E_i and an edge between vertex b' and c' with label in E_i , then add an edge with label in E_i between a' and c' . Keep on doing this until doing so does not add any new edges.

Remark 6.19. *Such a step cannot affect the given condition. To see this, assume this creates a new path P' violating the condition. P' must contain this new edge. But then we can replace this new edge by the two old edges to obtain a path we already had that still violates the condition*

If a' and b' are two adjacent vertices in $V(G')$ that are not in W' , then we require that $b(a') = b(b')$. This partitions the vertices of G' that are not in W' into connected components. Since any path from s' to t' contains a vertex in W' , s' and t' are in different components. Set $b(s') = (0, 0)$ and $b(t') = (1, 1)$. Call the component with s' the starting component and call the component with t' the ending component. For all vertices v' in the starting component, $b(v') = (0, 0)$. For all vertices v' in the ending component, $b(v') = (1, 1)$.

For each vertex $w' \in W'$, there is a path $P'_{w'}$ in G' from s' to t' containing w' where w' is incident with both an edge in $P'_{w'}$ with label in E_1 and an edge in $P'_{w'}$ with label in E_2 and this is true for no other vertex in W' . Otherwise, we could have removed w' from W' and the condition would still hold. Now note that if $P'_{w'}$ contains any other vertices in W' , they can be bypassed using the added edges. Thus, we can obtain a $P'_{w'}$ containing w' and no other vertices in W' . Thus, each $w' \in W'$ is adjacent to at least one vertex in the starting component and one vertex in the ending component.

Given a vertex v'_1 in the starting component that is adjacent to w' and a vertex v'_2 in the ending component that is adjacent to w' , we can create a path $P'_{w'}$ by taking the path from s' to v'_1 , taking the edge e'_1 from v'_1 to w' , taking the edge e'_2 from w' to v'_2 , and taking the path from v'_2 to t' . e'_1 and e'_2 must have different labels, or else we could bypass w' entirely.

Note that the label of e'_1 cannot depend on the choice of v'_1 , or else we could choose it to have the same label as e'_2 . Similarly, the label of e'_2 cannot depend on the choice of v'_2 . If e'_1 has label in E_1 and e'_2 has label in E_2 , then set $b(w') = (0, 1)$. If e'_1 has label in E_2 and e'_2 has label in E_1 , then set $b(w') = (1, 0)$. We have now chosen $b(w')$ for all $w' \in W'$.

If two vertices w'_1 and w'_2 in W' are adjacent, then with the added edges, there must be a vertex v' of G' that is in the starting or ending component and is adjacent to both w'_1 and w'_2 . From the above, we must have that $b(w'_1) = b(w'_2)$.

It is now easy to verify that at this point, all conditions of Lemma 6.16 are satisfied:

1. If v' and w' are adjacent, $b(v') = (0, 0)$, and $b(w') = (0, 1)$, then because of the way $b(w')$ was chosen, the edge between them must have label in E_1 .
2. If v' and w' are adjacent, $b(v') = (0, 0)$, and $b(w') = (1, 0)$, then because of the way $b(w')$ was chosen, the edge between them must have label in E_2 .

3. If v' and w' are adjacent, $b(v') = (1, 1)$, and $b(w') = (0, 1)$, then because of the way $b(w')$ was chosen, the edge between them must have label in E_2 .
4. If v' and w' are adjacent, $b(v') = (1, 1)$, and $b(w') = (1, 0)$, then because of the way $b(w')$ was chosen, the edge between them must have label in E_1 .
5. No vertex in the starting component is adjacent to a vertex in the ending component.
6. If $w'_1, w'_2 \in W'$ are adjacent, then $b(w'_1) = b(w'_2)$.

If there is a vertex v' such that $b(v')$ has not yet been determined, then v' cannot be adjacent to any vertices in the starting component or the ending component. Also, v' cannot be adjacent to any vertices in W' , as otherwise with the added edges v' would be adjacent to a vertex in the starting component or a vertex in the ending component. We can set $b(v') = (0, 0)$ for all such v' , and all of the conditions of Lemma 6.16 will still be satisfied. This completes the proof. \square

The final Lemma we need is a slight modification of Lemma 3.8:

Lemma 6.20. *If P is the path $s \rightarrow v_1, v_1 \rightarrow v_2, \dots, v_{2k} \rightarrow t$, then setting $s = v_0, t = v_{2k+1}$, taking E_1 to be all edges of the form $v_i \rightarrow v_{i+1}$ where i is even and taking E_2 to be the remaining edges, then if G' is a certain knowledge switching network, any path in G' from s' to t' using only the edges in P must pass through at least one vertex a' such that the union of the endpoints of the edges in $K_{a'}$ contains at least $k+1$ of v_1, v_2, \dots, v_{2k} and contains no other vertices except s and t . Furthermore, a' is incident with both an edge in P' with label in E_1 and an edge in P' with label in E_2 .*

Proof of Lemma 6.20. The proof is identical to the proof of Lemma 3.8, except that in the inductive hypothesis we also require that a' is incident with both an edge in P' with label in E_1 and an edge in P' with label in E_2 . \square

Proof of Theorem 6.1. We put everything together as follows. Let G be a graph with vertices s, v_1, \dots, v_{2k}, t and no other vertices and let P be the path $s \rightarrow v_1, v_1 \rightarrow v_2, \dots, v_{2k} \rightarrow t$. Using Lemma 6.20, we obtain a W which we can use in Lemma 6.18. In turn, we can use these groups in Lemma 6.16. By Lemma 6.15, we can obtain a function $g_{P, E_1, E_2} : \mathcal{C} \rightarrow \mathbb{R}$ that satisfies all of the conditions of Lemma 6.16, so for any directed cycle L' in G' using only the edges of P , $f_{L', P, E_1, E_2} \cdot g_{P, E_1, E_2} = 0$ and for any path P' in G' from s' to t' using only the edges of P , $f_{P', P, E_1, E_2} \cdot g_{P, E_1, E_2} = 1$. Also, by Lemma 6.15, if $|V| \leq k$, $\hat{g}_{P, E_1, E_2, V} = 0$. Using Theorem 6.5, g_{P, E_1, E_2} is (P, E_1, E_2) -invariant and $f_{P', P, E_1, E_2} \cdot g_{P, E_1, E_2} = 1$, as needed.

If we now add more vertices to G , this will not affect the fact that g_{P, E_1, E_2} is (P, E_1, E_2) -invariant and it will not change the value of $f_{P', P, E_1, E_2} \cdot g_{P, E_1, E_2}$. Thus, we can use the same g_{P, E_1, E_2} regardless of how many vertices G has, and if V contains a vertex not in P , then $\hat{g}_{P, E_1, E_2, V} = 0$. This completes the proof. \square

7. PROOF OF THE MAIN RESULT

We will now modify the above ideas slightly to prove Theorem 1.3.

Throughout this section, we will take partitions (W_1, W_2) of the vertices of G , where $s \in W_1$ and $t \in W_2$. Also, in this section, unless we state that G' solves directed connectivity on G , we do not require that there is a path from s' to t' in G' if and only if there is a path from s to t in G . Instead, we only require that if there is a path from s' to t' in G' , then there must be a path from s to t in G . It is easily verified that this is true if and only if we can assign states of knowledge as before with $J_{s''} = \{\}$ and $J_{t''} = \{\{s \rightarrow t\}\}$

Theorem 7.1. *Given a switching network G' solving directed connectivity on a graph G , we can create a switching network G'' such that:*

1. $|V(G'')| \leq N|V(G')|$.
2. All of the edges except $s \rightarrow t$ in the knowledge sets of G'' have the form $s \rightarrow v$ for some $v \in W_1$ or $v \rightarrow t$ for some $v \in W_2$.
3. If P is a path in G from s to t that does not have any edges of the form $a \rightarrow b$ where $a \in W_2$ and $b \in W_1$, then there is a path from s'' to t'' in G'' using only the edges of P .

Proof. The proof is similar to the proof of Theorem 4.4. First, for each edge e' with label of the form $a \rightarrow b$ where $a \in W_2$ and $b \in W_1$ in G' , replace it with two edges, one with label $s \rightarrow b$ and the other with label $a \rightarrow t$. Clearly, condition 3 is still true after these replacements.

Again, construct G'' by taking N copies of G' and making the s' for each copy equal to the t' of the previous copy. Take s'' to be the s' of the first copy and take t'' to be the t' of the last copy. Now for each path in G'' , we keep track of a knowledge set K as follows:

1. If we use an edge of the form $a \rightarrow b$ where $a, b \in W_1$, then for each knowledge set K in J that includes the edge $s \rightarrow a$, add the edge $s \rightarrow b$.
2. If we use an edge of the form $a \rightarrow b$ where $a \in W_1$ and $b \in W_2$, then for each knowledge set K in J that includes the edges $s \rightarrow a$ and $b \rightarrow t$, add the edge $s \rightarrow t$.
3. If we use an edge of the form $a \rightarrow b$ where $a, b \in W_2$, then for each knowledge set K in J that includes the edge $b \rightarrow t$, add the edge $a \rightarrow t$.

Take the J for each vertex to be the set of all of the K of the paths that can be used to reach that vertex. Clearly, conditions 1 and 2 are satisfied.

For each time a path goes through a copy of G' , its state of knowledge must gain the path $s \rightarrow t$ or at least one new path of the form $s \rightarrow v$ for some $v \in W_1$ or $v \rightarrow t$ for some $v \in W_2$. Thus, $J_{t''} = \{\{s \rightarrow t\}\}$, as needed. This completes the proof. \square

Lemma 7.2. *If for a function $g : \mathcal{C} \rightarrow \mathbb{R}$, a directed path P in G from s to t that does not use any edges of the form $v \rightarrow w$ where $v \in W_2$ and $w \in W_1$, and a partition (E_1, E_2) of the edges of P , $f_{P', P, E_1, E_2} \cdot g$ is independent of P' for all G' such that for all of the states of knowledge, each of the knowledge sets contains only edges of the form $s \rightarrow v$ for some $v \in W_1$ or $v \rightarrow t$ for some $v \in W_2$, then g is (P, E_1, E_2) -invariant.*

Proof. This can be proved in the same way as Lemma 6.6. \square

Theorem 7.3. *If for a function $g : \mathcal{C} \rightarrow \mathbb{R}$, a directed path P in G that does not use any edges of the form $v \rightarrow w$ where $v \in W_2$ and $w \in W_1$, and a partition (E_1, E_2) of the edges of P , for any certain knowledge G' such that all of the edges in the knowledge sets have the form $s \rightarrow v$ for some $v \in W_1$ or $v \rightarrow T$ for some $v \in W_2$, $f_{P', P, E_1, E_2} \cdot g$ is the same for all P' and $f_{L', P, E_1, E_2} \cdot g = 0$ for all directed cycles L' in G' using only the edges of P , then for any G' , $f \cdot g$ is the same for all P' .*

Proof. First, use Lemma 7.2. Then apply the reasoning used in the proof of Theorem 6.8. This completes the proof. \square

Definition 7.4. *For a set of vertices I that does not contain s or t , define K_I to be the knowledge set $\{s \rightarrow v_1, \dots, s \rightarrow v_k, w_1 \rightarrow t, \dots, w_l \rightarrow t\}$, where v_1, \dots, v_k are the vertices in $I \cap W_1$ and w_1, \dots, w_l are the vertices in $I \cap W_2$.*

Definition 7.5. *If I is nonempty, define $g_I(\mathcal{C})$ to be:*

0 if there exists a vertex v such that $v \notin I$ and $v \in W_1 \cap \mathcal{C}$ or $v \in W_2 \cap \bar{\mathcal{C}}$

$2^{N-3}(-1)^{1+|I \cap W_1 \cap \bar{C}|+|I \cap W_2 \cap C|}$ otherwise

Define $g_{\{\}}(C)$ to be:

2^{N-3} if C is W_1 or W_2

0 otherwise

Lemma 7.6. g_I is the unique function such that $g_I \cdot K_{I'} = 1$ if $I = I'$ and 0 otherwise.

Proof. If I is nonempty,

$g_I \cdot K_{I'} = (g_I \cdot e_{\{\}}) - 2^{3-N} \sum_{C \in C_{I'}} g_I(C)$, where $C_{I'}$ is the set of all cuts C such that $K_{I'}(C) = -1$.

$g_I \cdot e_{\{\}} = 0$, so

$$g_I \cdot K_{I'} = -2^{3-N} \sum_{C \in C_{I'}} g_I(C).$$

$K_{I'}(C) = -1$ if and only if for all vertices $v \in I'$, $v \in W_1 \cap C$ or $v \in W_2 \cap \bar{C}$. Thus, $C_{I'}$ is the set of all cuts such that for all vertices $v \in I'$, $v \in W_1 \cap C$ or $v \in W_2 \cap \bar{C}$.

Let D_I be the set of all cuts such that there no vertex v such that $v \notin I$ and $v \in W_1 \cap C$ or $v \in W_2 \cap \bar{C}$. If $C \notin D_I$, then $g_I(C) = 0$.

$$g_I \cdot K_{I'} = \sum_{C \in (C_{I'} \cap D_I)} (-1)^{|I \cap W_1 \cap \bar{C}|+|I \cap W_2 \cap C|}.$$

If I' contains a vertex not in I , then $C_{I'} \cap D_I$ is empty. If I' is a subset of I and I contains a vertex v not in I' , then v can either be in C or \bar{C} , and these cuts cancel out, so $g_I \cdot K_{I'} = 0$. Finally, if $I = I'$, then $g_I \cdot K_{I'} = 1$, as needed.

For any nonempty I' , $K_{I'}(C) = -1$ if $C = W_1$ and $K_{I'}(C) = -1$ if $C = W_2$. Thus, we clearly have that $g_{\{\}} \cdot K_{I'} = 0$, and it is easily checked that $g_{\{\}} \cdot K_{\{\}} = 1$.

Assume these functions are not unique. Then there is a g such that $g \neq 0$ and $g \cdot K_I = 0$ for all I . But the given g_I must be linearly independent, so they form a basis for $\mathbb{R}^{\mathcal{C}}$, so if $g \cdot K_I = 0$ for all I , then $g = 0$. Contradiction. This completes the proof. \square

Proof of Theorem 1.3. Take $N = 2^k + 2$. Let $m = 2^k$. Regardless of what W_1 and W_2 are, we can find a path P in G from s to t of length $2^k + 1$ that does not have any edge of the form $a \rightarrow b$ where $a \in W_2$ and $b \in W_1$. By Lemma 6.20, taking the usual E_1 and E_2 , if W is the set all K_I such that $|I| > k$, then any path P' from s' to t' in G' must go through a vertex in W incident with both an edge with label in E_1 and an edge with label in E_2 .

Now note that we can remove all K_I such that $|I| > 2k + 1$ from W and it will still be valid. To see this, note that it is impossible to go from a K_I where $|I| \leq k$ to a K_I with $|I| > 2k + 1$ without either going through t' or using an edge from both E_1 and E_2 .

Combining Lemma 6.18 and Lemma 6.16, using Lemma 7.6 to find the corresponding g , we have that $g \cdot g \leq 2^m(m^6)m^{4k} \leq 2^m m^{5k}$ for large enough m . If C differs by more than $2k + 1$ from the C where $C = W_2$, then $g(C) = 0$. Also, $\sum_{a' \in V(G')} |a' \cdot g| \geq 1$.

Let $M^2 = \frac{1}{g \cdot g}$, and let $g' = Mg$. Now $\sum_{a' \in V(G')} |a' \cdot g| \geq M$.

Since we can freely choose W_1 and W_2 , from basic coding theory, we can create at least $\frac{2^m}{m^{5k}}$ mutually orthonormal g' , where each $M^2 \geq \frac{1}{2^m m^{5k}}$.

Now if we add more vertices to G , we can still use these same paths using these m vertices and the corresponding g' . If $m \leq N^{\frac{1}{3}}$, then we can pick at least $N^{\frac{1}{2}k}$ distinct subsets of size m of $V(G) \setminus \{s, t\}$ such that any two subsets have at most k vertices in common.

Thus, in total, we have $K = N^{\frac{1}{2}k} \frac{2^m}{m^{5k}}$ orthonormal g' . If G' solves directed connectivity on N vertices, following the same reasoning as in the proof of Theorem 5.23, $N' \geq \sqrt{KM^2} = \frac{N^{\frac{1}{4}k}}{m^{5k}}$.

Taking m to be about $N^{\frac{1}{40}}$, we have that

$N' \geq N^{\frac{1}{320} \log N}$ for large enough N . This completes the proof. \square

Acknowledgement. The author wishes to thank Boaz Barak for his advice on this research and for his help in editing the article.

REFERENCES

- [1] R. Aleliunas, R. M. Karp, R. J. Lipton, L. Lovász, and C. Rackoff. Random walks, universal traversal sequences, and the complexity of maze problems. Proceedings of the 20th Annual Symposium on Foundations of Computer Science, p.218-223, 1979
- [2] S. A. Cook and C. W. Rackoff. Space lower bounds for maze threadability on restricted machines. SIAM Journal on Computing, 9(3)636-652, Aug 1980
- [3] N. Immerman. Nondeterministic Space is Closed Under Complementation, SIAM J. Comput. 17 1988, pp. 935-938
- [4] W. Masek. A fast algorithm for the string editing problem and decision graph complexity. Master's Thesis, Department of Electrical Engineering and Computer Science, Massachusetts Institute of Technology, 1976.
- [5] A. Razborov. Lower Bounds for Deterministic and Nondeterministic Branching Programs, Proceedings of the 8th FCT, Lecture Notes in Computer Science, vol. 529, 1991, 47-60.
- [6] O. Reingold. Undirected ST-connectivity in Log-Space, STOC 2005.
- [7] W. J. Savitch. Relationship between nondeterministic and deterministic tape classes, J.CSS, 4, pp 177-192, 1970
- [8] R. Szelepcsényi. The method of forcing for nondeterministic automata, Bull. EATCS 33, 1987, pp. 96-100

APPENDIX A. PROOF OF $\Omega(N^3)$ LOWER SIZE BOUND USING LINEAR INDEPENDENCE

In this section, we use a linear independence argument to show an $\Omega(N^3)$ lower size bound on G' .

Lemma A.1. *If P' is a directed path in G' using only edges with the labels $s \rightarrow a$, $a \rightarrow b$, $b \rightarrow c$, $c \rightarrow d$, and $d \rightarrow t$, letting $E_1 = \{s \rightarrow a, b \rightarrow c, d \rightarrow t\}$ and $E_2 = \{a \rightarrow b, c \rightarrow d\}$, $g = e_{a,b,c} - e_{b,c,d}$ is (P, E_1, E_2) -invariant and $f_{P', P, E_1, E_2} \cdot g = \frac{1}{4}$*

Proof. It is easy to check that for any C that can be crossed by at least one edge in both groups, a and d are both in C or a and d are both in \bar{C} . In either case, $g(C) = 0$, as needed.

Since g is (P, E_1, E_2) -invariant we can pick any P' and evaluate $f_{P', P, E_1, E_2} \cdot g = \frac{1}{4}$. Picking the path P' shown in Figure 6, we evaluate $\hat{f}_{A,B,C} - \hat{f}_{B,C,D}$ to be $\frac{1}{4}$, and this completes the proof. \square

While this guarantees that we can create a function f such that $\hat{f}_{A,B,C} - \hat{f}_{B,C,D}$ is nonzero, we do not know what the other Fourier coefficients of f are. If we use multiple paths of length 5, even if they no two paths share more than two vertices, the functions we obtain may be linearly dependent.

To get around this, we will choose the paths in G of length 5 more carefully and modify the Fourier coefficients we are looking at.

Pick $2m$ distinct vertices not equal to s or t in G . Label them $a_1, a_2, \dots, a_m, d_1, \dots, d_m$.

We will look at paths P_j of the form $s \rightarrow a_i \rightarrow b \rightarrow c \rightarrow d_i \rightarrow t$ where B and C are chosen

freely from the remaining vertices and i is an integer between 1 and m .

For each such path P_j , let $g_j(C) = (\prod_{k \neq i} e_0(C) - e_{a_k, d_k}(C))(e_{a_i, b, c}(c) - e_{b, c, d_i}(c))$. Pick P'_j to be a path in G' from s to t using only the edges in P_j .

Lemma A.2. *For all j , $f_{P'_j, P_j, E_{1j}, E_{2j}} \cdot g_j$ is nonzero. If $j_1 \neq j_2$, then $f_{P'_{j_1}, P_{j_1}, E_{1j_1}, E_{2j_1}} \cdot g_{j_2} = 0$.*

Proof. First, note that for all j , $g_j(C)$ is nonzero if and only if for all i , $a_i \in C$ and $d_i \in \bar{C}$ or $a_i \in \bar{C}$ and $d_i \in C$. Thus, for any j_1 and j_2 , g_{j_2} is $(P_{j_1}, E_{1j_1}, E_{2j_1})$ -invariant. Thus, we can evaluate $f_{P'_{j_1}, P_{j_1}, E_{1j_1}, E_{2j_1}} \cdot g_{j_2}$ by picking any P' , and it is easy to show that $f_{j_1} \cdot g_{j_2}$ is nonzero if and only if $j_1 = j_2$. □

Corollary A.3. *G' has at least $\Omega(N^3)$ vertices.*

E-mail address: aaron@potechin.org

CAMBRIDGE UNIVERSITY