

Quark number fluctuations at high temperatures

Peter Petreczky^a, Prasad Hegde^b and Alexander Velytsky^{*,a} (RBC-Bielefeld Collaboration)

^a*Department of Physics, Brookhaven National Laboratories, Upton, NY11733, USA.*

E-mail: petreczk@quark.phy.bnl.gov

E-mail: vel@quark.phy.bnl.gov

^b*Dept. of Physics and Astronomy, SUNY Stony Brook, Stony Brook, NY11790, USA.*

E-mail: phegde@quark.phy.bnl.gov

We calculate the second, fourth and sixth order quark number fluctuations in the deconfined phase of 2+1 flavor QCD using lattices with temporal extent $N_t = 4, 6, 8$ and 12. We consider light, strange and charm quarks. We use p4 action for valence quarks and gauge configurations generated with p4 action with physical value of the strange quark mass and light quark mass $m_q = 0.1m_s$ generated by the RBC-Bielefeld collaboration. We observe that for all quark masses the quark number fluctuations rapidly get close to the corresponding ideal gas limits. We compare our results to predictions of a quasi-particle model and resummed high temperature perturbative calculations. We also investigate correlations among different flavor channels.

*The XXVII International Symposium on Lattice Field Theory
July 26-31, 2009
Peking University, Beijing, China*

*Speaker.

1. Introduction

Quark number fluctuations are basic observables which can be obtained by taking derivatives of the grand canonical potential with respect to quark chemical potentials μ_q . Here we look directly at the related derivatives c_i^q , which enter into the Taylor expansion of the pressure at finite chemical potentials ($\mu_q/T \lesssim 1$)

$$\frac{p}{T^4} = \frac{1}{VT^3} \ln Z(V, T, \mu_f) = \frac{p}{T^4} \Big|_{\mu=0} + \sum_{i,j,k,l} c_{i,j,k,l}^{u,d,s,c}(T) \left(\frac{\mu_u}{T}\right)^i \left(\frac{\mu_d}{T}\right)^j \left(\frac{\mu_s}{T}\right)^k \left(\frac{\mu_c}{T}\right)^l. \quad (1.1)$$

Their combinations form fluctuations of conserved charges (see ref. [1] for a related lattice study). Thus they can be used to study the properties of a thermal medium produced in heavy ion collisions [2]. From Eq. (1.1) it is clear that the expansion coefficients are related to the quark number densities n_f , quark number susceptibilities $\chi_2^f \equiv \langle n_f^2 \rangle = 2c_2^f$ and other moments: $\chi_4^f \equiv \langle n_f^4 \rangle - 3\langle n_f^2 \rangle^2 = 24c_4^f, \dots$

In this work we are interested in the behavior of the quark number fluctuations at high temperatures $240\text{MeV} < T < 900\text{MeV}$ and zero chemical potential. We would like to study the approach of relevant observables to the ideal gas (Stefan-Boltzmann (SB) limit) [3]

$$\frac{p_{SB}}{T^4} = \Omega^{(0)}(T, \mu) = \frac{8\pi^2}{45} + \sum_{f=u,d,\dots} \left[\frac{7\pi^2}{60} + \frac{1}{2} \left(\frac{\mu_f}{T}\right)^2 + \frac{1}{4\pi^2} \left(\frac{\mu_f}{T}\right)^4 \right]. \quad (1.2)$$

We use the tree level Symanzik improved gauge action and improved staggered fermion p4-action with 3-link smearing (p4fat3). The gauge configurations were generated for calculation of the equation of state with $(2+1)$ flavors using almost physical light quark masses resulting in $m_\pi \approx 220\text{MeV}$ and physical s quark mass [4]. In our measurements we add non-dynamical c quark. In table 1 we list the gauge configurations used in the study.

lattice	β	T	configurations	Rnd	lattice	β	T	configurations	Rnd
$32^3 \times 8$	4.08	539.19	24100*	96	$32^3 \times 4$	3.92	861	6500	96
$32^3 \times 8$	4.00	474.84	23200*	96	$16^3 \times 4$	3.82	706	10000	96
$32^3 \times 8$	3.92	416.42	27100*	96	$16^3 \times 4$	3.76	622	11650	96
$32^3 \times 8$	3.82	350.66	15100*	96	$16^3 \times 4$	3.69	532	9450	96
$32^3 \times 8$	3.76	314.53	6050	96	$16^3 \times 4$	3.63	465	10000	96
$32^3 \times 8$	3.63	242.78	6000	96	$16^3 \times 4$	3.57	404	21150	96
					$16^3 \times 4$	3.54	373	6250	96
					$16^3 \times 4$	3.51	347	10000	96
					$16^3 \times 4$	3.49	330	9400	96
$32^3 \times 6$	4.08	745	6800	96	$32^3 \times 12$	3.76	212	3150	100
$32^3 \times 6$	4.00	633	10000*	96	$32^3 \times 12$	3.82	240	3750	100
$32^3 \times 6$	3.92	553	9300	96	$32^3 \times 12$	3.92	273	4000	100
$32^3 \times 6$	3.82	451	8400	96					

Table 1: Lattice parameters and the number of trajectories for each parameter set. The step size between measurements is 100 trajectories for starred entries (*) and 50 for the rest. Typically we start measurements after 1000 trajectories. Rnd is the number of random vectors used in the stochastic estimators.

2. Numerical results

Here we present our numerical results for quark number fluctuations up to the 6th order, including second order flavor off-diagonal fluctuations. In Fig. 1 we plot the off-diagonal coefficients c_{11}^{ud} and c_{11}^{us} normalized by the related diagonal quadratic terms c_2^u and c_2^s . The plot indicates that the correlations between u and d , and u and s flavors vanish rapidly after the deconfinement. This is suggestive of the fact that there are no bound states in the deconfinement phase [5]. Similar

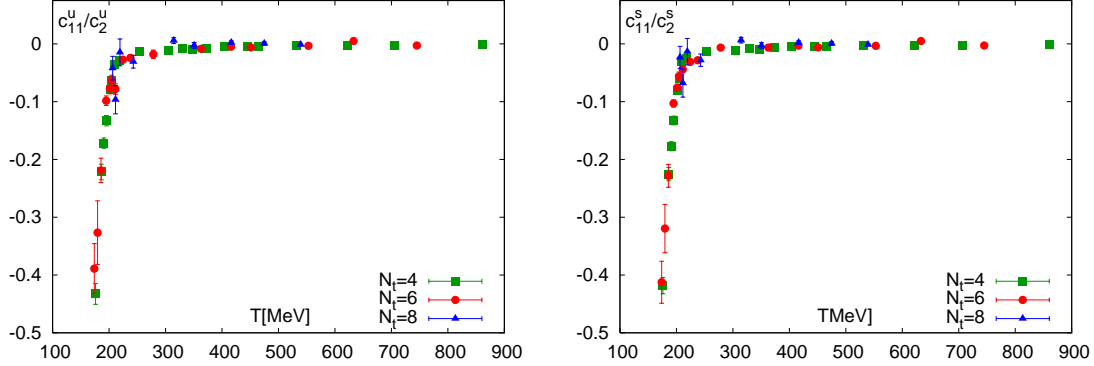


Figure 1: The off-diagonal coefficient c_{11}^{ud} (left) and c_{11}^{us} (right) normalized by c_2^u and c_2^s respectively.

results were obtained for uc correlations. Thus we may expect that quark gas description should be reasonable for quark number fluctuations.

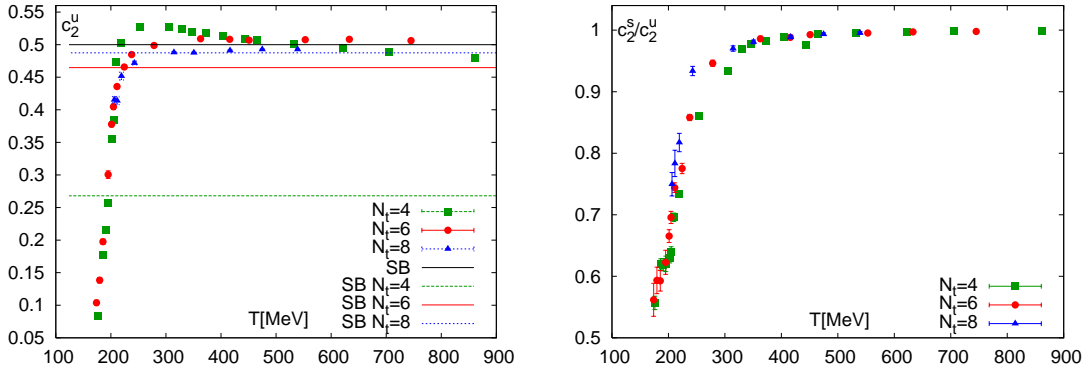


Figure 2: Numerical results for c_2^u calculated for different N_t and the corresponding SB values (left). The ratio c_2^s/c_2^u as function of the temperature (right).

In the left panel of Fig. 2 we present our lattice results for c_2^u coefficients as well as the corresponding continuum SB limit. In addition we plot the SB value corrected for a finite lattice cutoff. In Fig. 2 we also show our previous (low temperature) results from Ref. [1]. We see that the observed cutoff effects are different and smaller than the cutoff effects in the free theory. The difference between the $N_t = 6$ and $N_t = 8$ results is about 10%. Therefore to establish the continuum limit calculations on $N_t = 12$ lattices are needed. Similar results were obtained for c_2^s .

The right panel of Fig. 2 shows the ratio c_2^s/c_2^u . As this has been discussed in [1, 6] this ratio approaches unity at $T \geq 300\text{MeV}$. This in fact is expected in the quark gas picture.

In the left panel of Fig. 3 we compare our c_2^u results for $T \geq 200\text{MeV}$ with the resummed high temperature perturbative calculations [7]. This figure clearly shows the 10% difference between $N_t = 6$ and $N_t = 8$ results. Therefore we also did calculations at $N_t = 12$ lattices at 3 temperatures. The corresponding results are also shown in the figure. At the highest temperature, where $N_t = 12$ data are available, we see a reasonably good agreement with $N_t = 8$ data. This suggests that $N_t = 8$ calculations are sufficiently close to the continuum results. Therefore the comparison of $N_t = 8$ data with the resummed perturbative calculations performed in the continuum limit is meaningful and shows that quark number fluctuations are well described by the resummed perturbative calculations.

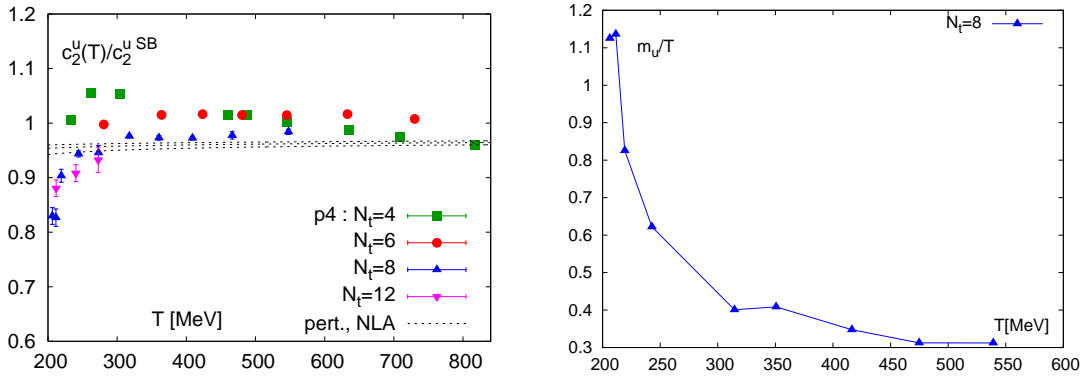


Figure 3: Left panel: The ratio of c_2^u to the corresponding SB value compared to the high temperature perturbative results shown as dashed lines. The three lines correspond to the renormalization scale $\mu = \pi T, 2\pi T$ and $4\pi T$ (from bottom to top). Right panel: The effective thermal quark mass extracted from c_2^u .

We also calculated the 4th order expansion coefficients c_4^u and c_4^s in the high temperature regime. The numerical results for c_4^u are shown in Fig. 4 (the results for c_4^s are similar at high temperature). In the figure we show the corresponding SB value in the continuum as well as for finite N_t . The cutoff dependence of c_4 is similar to that of c_2 . Namely, the observed cutoff effects are different from the free theory. Also the ordering of $N_t = 6$ and $N_t = 8$ results is reversed. The difference between them is less than 10%. Assuming that $N_t = 8$ results are close to the continuum limit, as the c_2 calculations suggest, we see deviations from the ideal gas limit around 20%, i.e. two times more than for c_2 .

In the resummation scheme used in [7] the dominant contribution to the quark number fluctuations is given by quasi-particles with effective quark mass equal to the hard thermal loop mass. Therefore it makes sense to compare the lattice results to a simple massive quasi-particle model. The pressure for massive quark gas is given by equation (2.1) [8]

$$\frac{p_m}{T^4} = \frac{6}{\pi^2} \left(\frac{m}{T} \right)^2 \sum_{l=1}^{\infty} (-1)^{l+1} l^{-2} K_2(lm/T) \cosh(l\mu_q/T), \quad (2.1)$$

$$c_2 = \frac{1}{2} \frac{6}{\pi^2} \left(\frac{m}{T} \right)^2 \sum_{l=1}^{\infty} (-1)^{l+1} K_2(lm/T). \quad (2.2)$$

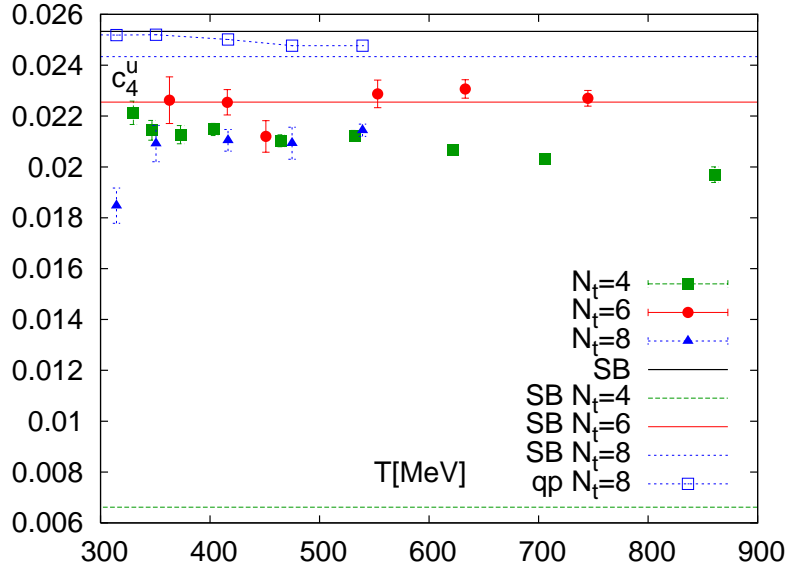


Figure 4: The high temperature behavior of c_4^u .

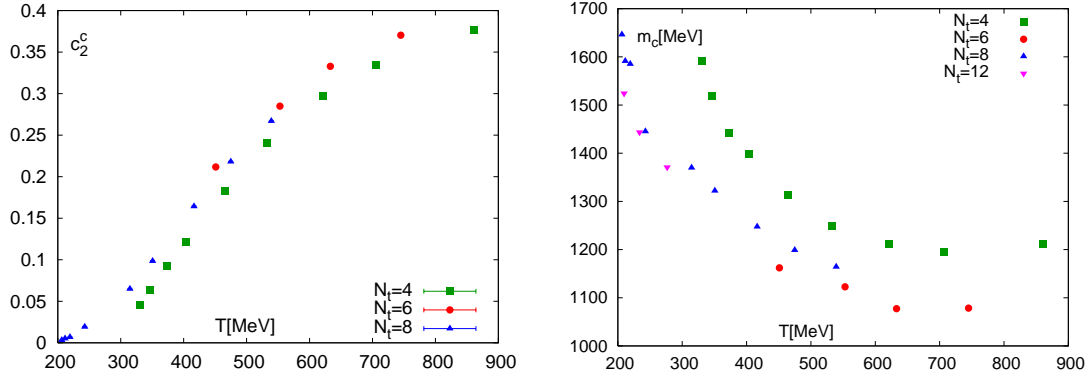


Figure 5: Numerical results for c_2^c (left) and the effective mass extracted from it (right).

Taking successive derivatives of the rhs with respect to μ/T we obtain expressions for c_2 (2.2), c_4 , etc. The expression for c_2 can be solved for m/T using c_2 values obtained numerically. The corresponding quasi-particle masses are shown in Fig. 3 (right) for $N_t = 8$. We can use these effective masses to make predictions for c_4 and c_6 . The quasi-particle results for c_4^u is shown in Fig. 4. As we can see they are close to the massless ideal gas limit and almost 20% off from the numerical data for $N_t = 8$. This indicates that the simplest quasi-particle description is not adequate for light quarks. Unfortunately there are no perturbative calculations for c_4^u . It would be interesting to see whether the resummed perturbative calculations similar to those performed for c_2^c in [7] could explain the observed deviation from the ideal gas limit for c_4^u .

Now we consider the charm quark case. In Fig. 5 on the left panel we plot the results for c_2^c . Here one can notice that $N_t = 4$ data shows slightly different scaling due to cutoff effects. On the

right panel we present the effective mass extracted from the c_2^c values at each temperature point. In Fig. 6 we compare c_4^c data with the quasi-particle model results, where the effective mass was

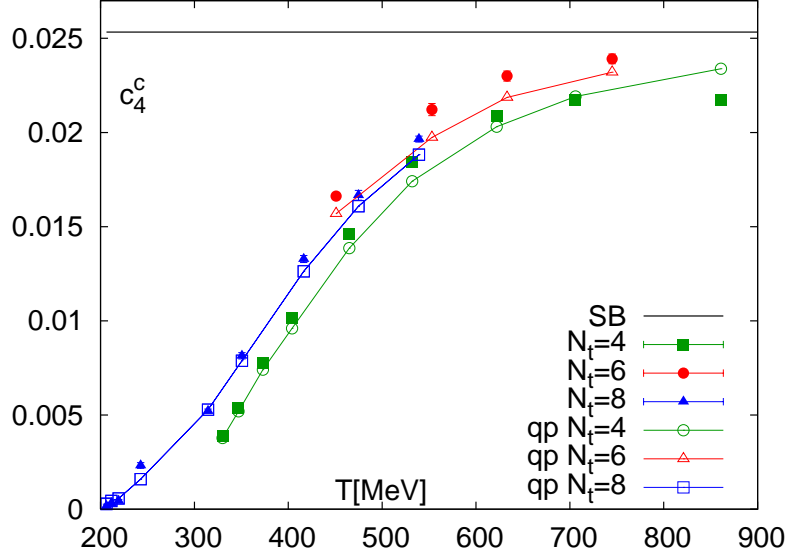


Figure 6: Numerical results for c_4^c and the quasi-particle results.

computed from c_2^c data. We see a very good agreement between the quasi-particle model results and the numerical data. This indicates that for heavy charm quark the quasi-particle description is adequate for modeling of c_4^c at high temperature.

As we see from Figs. 5 and 6 the fluctuations of the charm quark number is comparable to those of the light quark sector at the highest temperatures. This means that at temperatures $T \sim 800\text{MeV}$ the contribution of charm quark to QCD thermodynamics is significant as this has been suggested in Ref. [9] using weak coupling analysis.

We also considered the 6th order coefficient. In Fig. 7 we present the results for c_6'' and c_6^c . The light quark result according to Eq. (1.2) should be zero for a massless ideal gas. The numerical result agrees reasonably with this prediction. For the charm quark number fluctuation c_6^c we took the effective mass computed from c_2^c and used it to compute the massive ideal gas estimate, which we plot in the figure with lines for various N_t . It is interesting that the numerical results for all N_t are in reasonable agreement with the quasi-particle model results in the deconfined regime.

3. Conclusions

In this contribution we discussed quark number fluctuations c_2, c_4 and c_6 calculated with p4 action on $N_t = 4, 6, 8$ and 12 lattices. We see that the cutoff dependence of quark number fluctuations is different from the expectation based on the free theory. Off-diagonal fluctuations vanish soon after the deconfinement transition. This suggests that fluctuations can be understood in terms of the quark gas. In the light quark sector the quadratic fluctuations are quite close to the massless

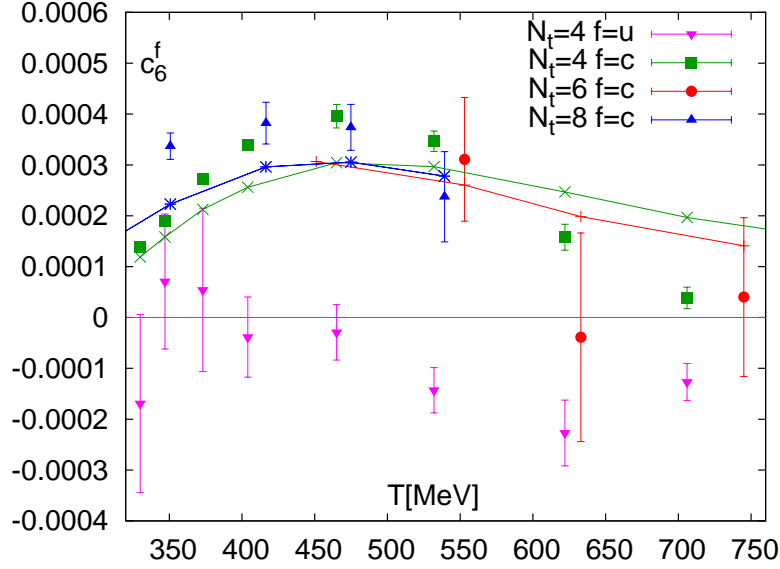


Figure 7: The sixth order c_6 results for c and u flavors.

ideal gas limit and agree with the resummed perturbative calculations and expectations of the quasi-particle model. The quartic fluctuations on the other hand show larger (about 20%) deviation from the massless ideal gas limit and do not agree with the predictions of the quasi-particle model. In the charm quark sector we find that all fluctuations up to 6th order can be reasonably well described by the quasi-particle model. Current results suggest that continuum limit may be reached for $N_t = 8$ but calculations on $N_t = 12$ lattices at higher temperature are needed to verify this statement.

Acknowledgments

This work was supported by U.S. Department of Energy under Contract No. DE-AC02-98CH10886.

References

- [1] M. Cheng *et al.*, Phys. Rev. D **79**, 074505 (2009) [arXiv:0811.1006 [hep-lat]].
- [2] V. Koch, arXiv:0810.2520 [nucl-th].
- [3] C. R. Allton *et al.*, Phys. Rev. D **71**, 054508 (2005) [arXiv:hep-lat/0501030].
- [4] M. Cheng *et al.*, Phys. Rev. D **77**, 014511 (2008) [arXiv:0710.0354 [hep-lat]].
- [5] V. Koch, A. Majumder and J. Randrup, Phys. Rev. Lett. **95**, 182301 (2005) [arXiv:nucl-th/0505052].
- [6] A. Bazavov *et al.*, Phys. Rev. D **80**, 014504 (2009) [arXiv:0903.4379 [hep-lat]].
- [7] A. Rebhan, arXiv:hep-ph/0301130.
- [8] F. Karsch, K. Redlich and A. Tawfik, Phys. Lett. B **571**, 67 (2003) [arXiv:hep-ph/0306208].
- [9] M. Laine and Y. Schroder, Phys. Rev. D **73**, 085009 (2006) [arXiv:hep-ph/0603048].