

Modelling the electric field applied to a tokamak

Robert W. Johnson

Alphawave Research, Atlanta, GA 30238, USA

E-mail: robjohnson@alphawaveresearch.com

Abstract. The vector potential for the Ohmic heating coil system of a tokamak is obtained in semi-analytical form. Comparison is made to the potential of a simple, finite solenoid. In the quasi-static limit, the time rate of change of the potential determines the induced electromotive force through the Maxwell-Lodge effect. Discussion of the gauge constraint is included.

PACS numbers: 28.52.-s, 52.30.Ex, 52.55.Fa

1. Introduction

The physics of the solenoid [1] has recently enjoyed a renewed interest among investigators [2, 3, 4, 5] for what it can say about the relationship between, or even the relative reality of, the vector potential and the electromagnetic fields. While the Aharonov-Bohm effect [6, 7, 8] has received most of the attention, its classical analogue, the Maxwell-Lodge effect [9, 10] suggests that electromotive induction is best described in terms of the potential.

With an aim for developing a model for the electric field applied to toroidal plasma confinement devices, we restrict the scope of this paper to the quasi-static case appropriate for low-frequency phenomena. The interested reader is directed to the paper by McDonald [3] and references therein for a treatment in terms of retarded potentials.

We begin by deriving the vector potential for a simple solenoid of finite length, accounting for every current which one can see. The model for the circulating potential is built from that obtained for a single current loop. Then the Ohmic heating coil system of a tokamak is modelled by a circulating potential including contributions from the outer current loops. The use of field-cancelling outer loops can produce a significant region with no magnetic field present which still experiences electromotive induction. We conclude with a discussion of the relative merits of the potential and field formulations.

2. Simple Solenoid

The full expression for the vector potential of a simple solenoid turns out to be not so simple after all! Once one accounts for the actual path of the current, figure 1, even with some continuum approximations, the result contains terms which break the axial symmetry (for a single feed wire). We work in (Z, X, Y) Cartesian and (Z, R, ϕ) cylindrical coordinates, where $\partial_X \equiv \partial/\partial X$, with the axis of the solenoid along $\hat{\mathbf{Z}}$. The current I_0 is fed from a source at infinity along the Z -axis, and the solenoid's spatial extent has a height of $2h$ and a width of $2w$ with $N_h \equiv N/h$ turns per unit length. The coils are fed from the Z -axis by leads at $Y = 0$ along $\hat{\mathbf{X}}$ such that $I_X = I_0$. Along the coils, the current vector has two components, $\mathbf{I}_{\text{coil}} = \hat{\mathbf{Z}}I_Z + \hat{\phi}I_\phi$ such that $I_\phi/I_Z = 2\pi w N_h$ and $I_0^2/I_Z^2 = 1 + (I_\phi/I_Z)^2$. For $N_h \gg 1$, we make the continuum approximation $\mathbf{I}_{\text{coil}} \rightarrow \mathbf{K}_{\text{coil}} = \mathbf{I}_{\text{coil}}/2\pi w$. We note what appears to be the slightest of errors in the geometry used by Rousseaux, *et al* [10], in that the current path along the coil does not constitute closed loops at a fixed inclination to the vertical, which would break the axial symmetry at the polar angle of the inclination, but rather has the vertical and circulating components above.

The expression for the magnetic field of an infinitely long, infinitely thin wire is well known, $\mathbf{B}_{\text{wire}} = \hat{\phi}\mu_0 I_0/2\pi R$. We agree with the position that the symmetry of the potential should match the symmetry of the constituent source, and for quasi-static currents $\nabla \cdot \mathbf{J} = 0$ we use the Coloumb gauge constraint $\nabla \cdot \mathbf{A} = 0$. Accordingly [11],

Ampere's law becomes $\nabla^2 \mathbf{A} = -\mu_0 \mathbf{J}$, with solution (writing $\mu'_o \equiv \mu_0/4\pi$)

$$\mathbf{A}_C(\mathbf{r}) = \mu'_o \iiint d\tau' \frac{\mathbf{J}_C(\mathbf{r}')}{|\mathbf{r} - \mathbf{r}'|} \quad (1)$$

for sources of finite extent vanishing to infinity, where the subscript C reminds us that only Cartesian components may be extracted from the integral directly, and similarly for $\mathbf{K} = \delta_\sigma \mathbf{J}$ and $\mathbf{I} = \delta_\lambda \mathbf{K}$. Sources which extend to infinity require various “tricks of the trade” for the determination of their potential; for the infinite wire, inspection reveals that $\mathbf{A}_{\text{wire}} = -\widehat{\mathbf{Z}}\mu'_o I_0 \ln R^2$ satisfies $\nabla \times \mathbf{A}_{\text{wire}} = \mathbf{B}_{\text{wire}}$. For our current path, there is a missing segment of current, whose potential is written

$$\mathbf{A}_{\text{seg}}^h = \widehat{\mathbf{Z}}\mu'_o I_0 \int_{-h}^h dZ' [(Z - Z')^2 + R^2]^{-1/2}, \quad (2)$$

$$= \widehat{\mathbf{Z}}\mu'_o I_0 \ln \left\{ \frac{h - Z + [(Z - h)^2 + R^2]^{1/2}}{-h - Z + [(Z + h)^2 + R^2]^{1/2}} \right\}, \quad (3)$$

and one may recover the infinite wire's expression [12] by doubling the semi-infinite integral for the potential in the plane $Z = 0$ given by taking the limit $h \rightarrow \infty$ and dropping the infinite constant's contribution,

$$\mathbf{A}_{\text{seg}}^\infty = \widehat{\mathbf{Z}}\mu'_o I_0 2 \ln \left[Z' + (Z'^2 + R^2)^{1/2} \right] \Big|_0^\infty \rightarrow -\widehat{\mathbf{Z}}\mu'_o I_0 \ln R^2 = \mathbf{A}_{\text{wire}}. \quad (4)$$

For the horizontal feeds, one has the axial symmetry breaking terms

$$\mathbf{A}_{\text{horiz}} = \widehat{\mathbf{X}}\mu'_o I_0 \sum_{Z'} \ln \left\{ \frac{w - X + [(X - w)^2 + Y^2 + (Z - Z')^2]^{1/2}}{-X + [X^2 + Y^2 + (Z - Z')^2]^{1/2}} \right\} \quad (5)$$

for $Z' = \pm h$, evaluated for the plane along the X axis in figure 3(a) with its field in figure 3(d), where the potential changes sign at the horizontal midplane and the vertical component of the field vanishes at $Y = 0$.

Next we tackle the vertical current flowing along the coils at the coil radius $R' = w$, which is equivalent to a surface current flowing along a finite, hollow pipe \mathbf{K}_{pipe} . It produces a potential with axial symmetry,

$$\mathbf{A}_{\text{pipe}}^{h,R'} = \widehat{\mathbf{Z}}\mu'_o \frac{I_Z}{2\pi R'} \int_{-\pi}^{\pi} d\phi' R' \int_{-h}^h \frac{dZ'}{|\mathbf{r} - \mathbf{r}'|} \quad (6)$$

for $|\mathbf{r} - \mathbf{r}'|^2 = (Z - Z')^2 + R^2 + R'^2 - 2RR' \cos(\phi - \phi')$, which we wish to compute along the X -axis where $\phi = 0$. For either order of integration, while the first is tractable, the second resists being put into closed form and requires a numerical evaluation. For the infinite pipe $h \rightarrow \infty$, its integral

$$\mathbf{A}_{\text{pipe}}^{\infty,R'} = -\widehat{\mathbf{Z}}\mu'_o \frac{I_Z}{2\pi} \int_{-\pi}^{\pi} d\phi' \ln \left(R^2 + R'^2 - 2RR' \cos \phi' \right), \quad (7)$$

$$= -\widehat{\mathbf{Z}}\mu'_o \frac{I_Z}{2\pi} \int_{-\pi}^{\pi} d\phi' \ln(a - 2b \cos \phi') \quad (8)$$

may be parameterized by $a = R^2 + R'^2$ and $b = RR'$, where $a, b > 0$. A direct evaluation thereof requires attention to the logarithmic branch which previously has led us into

difficulties. Avoiding some complex analysis, we expand the integrand using $c = 2b/a$,

$$\ln(a - 2b \cos \phi') = \ln a + \ln(1 - c \cos \phi') , \quad (9)$$

$$= \ln a - \sum_{k=1}^{\infty} (c \cos \phi')^k / k , \quad (10)$$

and integrate under the sum for nonvanishing even powers,

$$\int_{-\pi}^{\pi} d\phi' \ln(1 - c \cos \phi') = - \sum_{k=1}^{\infty} \int_{-\pi}^{\pi} d\phi' (c \cos \phi')^k / k , \quad (11)$$

$$= - \sum_{k=1}^{\infty} \frac{c^k}{k} \int_{-\pi}^{\pi} d\phi' (\cos \phi')^k , \quad (12)$$

$$= - \sum_{k=1}^{\infty} \frac{c^{2k}}{2k} 2\beta \left(\frac{1}{2}, \frac{2k+1}{2} \right) , \quad (13)$$

where the beta function $\beta(x, y) = \Gamma(x)\Gamma(y)/\Gamma(x+y)$ may be expressed in terms of the gamma function, to obtain

$$\mathbf{A}_{\text{pipe}}^{\infty, R'} = -\widehat{\mathbf{Z}} \mu_0 I_Z \left[\ln a - \frac{1}{2\pi} \sum_{k=1}^{\infty} \frac{c^{2k}}{k} \beta \left(\frac{1}{2}, k + \frac{1}{2} \right) \right] . \quad (14)$$

With normalization $\mu_0 \equiv 1$ and $I_Z = 4\pi$, inspection of the potential as the count of terms k_{max} increases, figure 2, reveals that one may write

$$\mathbf{A}_{\text{pipe}}^{\infty, R'} = -\widehat{\mathbf{Z}} H(R/R' - 1) 2 \log(R/R') , \quad (15)$$

where $H(x)$ is the Heaviside step function. Its curl $\mathbf{B}_{\text{pipe}}^{\infty, R'} = -\widehat{\phi} \partial_R A_Z$ gives the field

$$\mathbf{B}_{\text{pipe}}^{\infty, R'} = \widehat{\phi} \frac{2}{RR'} [R' H(R/R' - 1) + R \delta(R/R' - 1) \log(R/R')] , \quad (16)$$

where the second term vanishes on account of the Dirac function $\delta(x) = |a| \delta(ax)$, and its Laplacian is

$$\nabla^2 A_Z = -\frac{2}{RR'} \delta(R/R' - 1) = -\frac{2}{R} \delta(R - R') , \quad (17)$$

whence the surface current equals $K_Z = 2/R'$ recovering $2\pi R' K_Z = 4\pi = I_Z$. For the finite pipe, one may verify that

$$\mathbf{A}_{\text{pipe}}^{h, R'} = \sum_{-\pi}^{\pi} \Delta \phi' R' \mathbf{A}_{\text{seg}}^{R', \phi'} = \sum_{-h}^h \Delta Z' \mathbf{A}_{\text{ring}}^{Z', R'} \quad (18)$$

give equivalent evaluations in the limit $\Delta \phi', \Delta Z' \rightarrow 0$, where

$$\mathbf{A}_{\text{seg}}^{R', \phi'} = \mu_0' \frac{I_Z}{2\pi R'} \ln \left\{ \frac{h - Z + [(Z - h)^2 + a - 2b \cos \phi']^{1/2}}{-h - Z + [(Z + h)^2 + a - 2b \cos \phi']^{1/2}} \right\} , \quad (19)$$

and $\mathbf{A}_{\text{ring}}^{Z', R'}$ will be given later. When adding up these contributions for the solenoid, $\mathbf{A}_{\text{vert}} = \mathbf{A}_{\text{wire}} - \mathbf{A}_{\text{seg}} + \mathbf{A}_{\text{pipe}}$ in figure 3(b) and (e), one finds the relative magnitude $A_{\text{pipe}}/A_{\text{seg}}$ is reduced by both the pitch angle N_h and the circumference $2\pi R'$.

Finally comes the potential arising from the solenoidal current, evaluated at $\phi = 0$ with contributions from the Y component of the coil current \mathbf{K}_ϕ ,

$$\mathbf{A}_{\text{sol}} = \hat{\phi} \mu'_0 \frac{I_\phi}{2\pi} \int_{-h}^h dZ' \int_{-\pi}^{\pi} \frac{d\phi' \cos \phi'}{|\mathbf{r} - \mathbf{r}'|} \quad (20)$$

for $|\mathbf{r} - \mathbf{r}'|^2 = a - 2b \cos \phi'$, where now $a = (Z - Z')^2 + R^2 + R'^2 \geq 2b$ with equality at the location of the loop. The angular integral evaluated for a single current loop at Z' may be expressed in terms of complete elliptic integrals with parameter $k^2 = -4b/(a - 2b)$ as

$$A_{\text{loop}}^{Z', R'} \propto \int_{-\pi}^{\pi} \frac{d\phi' \cos \phi'}{\sqrt{a - 2b \cos \phi'}} , \quad (21)$$

$$= \frac{2}{b\sqrt{a - 2b}} [aK(k) - (a - 2b)E(k)] , \quad (22)$$

whereupon writing $k \rightarrow ik$ and $k' = \sqrt{1 - (ik)^2}$ produces a real modulus $k'' = k/k'$, and the elliptic integrals transform [13] as $K(ik) = K(k'')/k'$ and $E(ik) = E(k'')k'$, yielding

$$A_{\text{loop}}^{Z', R'} \propto \frac{2}{b\sqrt{a + 2b}} [aK(k'') - (a + 2b)E(k'')] \quad (23)$$

$$= \frac{2\sqrt{a + 2b}}{b} \left[\left(\frac{a}{a + 2b} \right) K(k'') - E(k'') \right] \quad (24)$$

for $k'' = \sqrt{4b/(a + 2b)}$, which compares well with other derivations [4, 14] based on Jackson's expression [15], noting that the current around the infinitesimal loop differs from the current around one of the solenoidal loops by a factor $I'_\phi = \delta_{Z'} K_\phi = \delta_{Z'} I_\phi / 2\pi R'$. The remaining integral over Z' has so far eluded capture in closed form; however, its numerical evaluation on a rectangular grid is simply accomplished by adding up shifted copies of the loop potential with the appropriate normalization, $\mathbf{A}_{\text{sol}} = \sum_{Z'} \Delta Z' \mathbf{A}_{\text{loop}}^{Z', R'}$, for inter-loop spacing $\Delta Z'$. The summation results in the potential and field shown in figure 3(c) and (f), where the sign of B_Z changes from the inner to outer region and B_R vanishes on the horizontal midplane. By a similar calculation, one obtains the potential for a ring of current appearing in (18),

$$\mathbf{A}_{\text{ring}}^{Z', R'} = \hat{\mathbf{Z}} \mu'_0 \frac{I_Z}{2\pi} \frac{4}{\sqrt{a + 2b}} K(k'') . \quad (25)$$

The final expression for the vector potential of a simple solenoid is then written as $\mathbf{A}_{\text{simple}} = \mathbf{A}_{\text{horiz}} + \mathbf{A}_{\text{vert}} + \mathbf{A}_{\text{sol}}$.

3. Ohmic Heating Coil

The Ohmic heating coil system of a typical tokamak [16] consists of a central solenoid connected in series (*ie* with the same current) to outer loops designed to exclude the magnetic field from the confinement region. The central solenoid often consists of a doubled coil fed by a bi-directional cable, thus the vertical and horizontal feed currents effectively cancel, leaving only the solenoidal contribution. Details of the connections to

and between the outer loops have not yet been provided, so we must here neglect their effect. We model the outer loops by two pairs of coils with vertical symmetry located at $R' = 2.5w$ and $3w$ and $Z' = \pm h$ and $\pm h/2$ with $N_1 = 8$ and $N_2 = 11$ turns, respectively, and neglect their spatial extent. The number of turns has been selected to minimize the integral of the magnetic field's magnitude over the confinement region, which we approximate with a circular vessel of radius w centered at $R = 2w$. The magnitude of the current swing can be estimated as $\pm 110\text{kA}$ per second.

The presence of the outer coils serves to flatten the potential as shown in figure 4(a), thus reducing the magnetic field within the confinement region, figure 4(b). Both the vertical (d) and horizontal (e) field components change sign within the vacuum vessel, and for a sufficiently complicated outer coil configuration, a field-free region of significant extent can be achieved. The exclusion of the field in no way affects the electromotive induction present at the center of the vessel resulting from the time rate of change of the vector potential $\partial_t \mathbf{A}_{\text{ohc}}$, which does *not* vanish within the confinement region. The situation begs the question, how does a charged particle know that it should move when located at the location of vanishing magnetic field? We feel the answer lies in ascribing to the classical potential a sense of reality which surpasses that of the field formulation.

We close this section by noting that the contours of A_ϕ do not give directly what would be called the flux surfaces for this configuration. For $R\nabla \cdot \mathbf{B}_{ZR} = 0$ with $\partial_\phi = 0$, the field \mathbf{B}_{ZR} may be written as the contours of a flux function $(-\partial_R, \partial_Z)\psi = \hat{\phi} \times \nabla\psi \equiv \mathbf{\nabla} \times \psi$ such that $\mathbf{\nabla} \times \psi = R\mathbf{B}_{ZR} = R\nabla \times \mathbf{A}_\phi$, thus $\nabla(RA_\phi + \psi) = 0$ and the flux function is given (up to an unphysical constant) by $-RA_\phi$, shown in figure 4(c) with the field's angle from the vertical computed directly from $\tan\theta = B_Z/B_R$. Compared to the flux function of the simple solenoid, figure 4(f), the Ohmic heating coil system has a much more complicated topology introduced by the outer coil assembly.

4. Discussion and Conclusion

The argument over which is more fundamental, the potential or the field, has yet to be decided [17, 18, 19, 20, 21, 22, 23]. From the hydrodynamical analogue [24], one sees that the choice of (Coulomb)Lorenz gauge reflects a statement on the (in)compressibility of the electromagnetic potential/flow and on whether the speed of propagation of disturbances is (in)finite. Accordingly, in situations when $\nabla \cdot \mathbf{J} = 0$, one should take the Coulomb gauge $\nabla \cdot \mathbf{A} = 0$, and when a varying space charge density may develop $\partial_t \rho_e \neq 0$, then the Lorenz gauge $\partial_\mu A^\mu = 0$ is appropriate. From the geometric statement [25, 26, 27, 28] of classical electromagnetism in terms of dual forms $d^*dA = J$, an intimate relationship is apparent between the potential and the source. We feel that this relationship is beyond cosmetic and speaks to the fundamental structure of natural phenomena.

In executing the solution of the Poisson equations (1), one evaluates at a point (Z, X, Y) the weighted contribution from all source points (Z', X', Y') which have had time to communicate their influence to the point in question, which for the Coulomb

gauge with infinite propagation speed of disturbances extends to infinity. Conversely, the action of the current source has made an image of itself which disperses through the region of consideration at the speed of disturbances, which we call the potential. The description in terms of diverging and circulating fields adds a level of abstraction analogous to ascribing to the slope of a hill the same reality as the hill itself; while the slope of the hill informs a ball how to roll under gravity, it is the material of the hill which is real. Note that we are not advocating a revival of the luminiferous aether [29], but simply a more fundamental view of the nature of the potential. Its supposed indeterminacy reflects the fact that a particular set of fields within a region can be generated by a multitude of source configurations external to or within that region; however, once the source has been specified, then so has the shape of the potential, hence the fields. Just because we cannot see it does not mean it is not there.

Operation of a tokamak (or similar, smaller apparatus [10]) affords the opportunity to explore phenomena beyond that associated with fusion and to think about issues of basic science, such as the nature of induction. The description of complicated current configurations becomes straightforward in the potential formulation. Examination of the vector potential applied to a tokamak indicates that it is a prime example of the Maxwell-Lodge effect, where one tries to understand how a charge knows it is to move when there is no field changing with time at its location. Attempts to ascertain what is happening within the device [30] would do well to begin by determining what is being done to the device.

Acknowledgments

The author appreciates occasional conversations with Ian Aitchison and Germain Rousseaux on the nature of field theory.

References

- [1] D. B. Brick and A. W. Snyder. External dc Field of a Long Solenoid. *American Journal of Physics*, 33:905–909, November 1965.
- [2] G N Afanasiev. The electromagnetic field of solenoids with time-dependent currents. *Journal of Physics A: Mathematical and General*, 23(24):5755–5764, 1990.
- [3] Kirk T. McDonald. The fields outside a long solenoid with a time-dependent current. *American Journal of Physics*, 65(12):1176–1180, 1997.
- [4] César R. de Oliveira and Marciano Pereira. Mathematical justification of the Aharonov-Bohm hamiltonian. *Journal of Statistical Physics*, 133(6):1175–1184, 2008.
- [5] Herman Batelaan and Akira Tonomura. The Aharonov–Bohm effects: Variations on a subtle theme. *Physics Today*, 62(9):38–43, 2009.
- [6] W Ehrenberg and R E Siday. The refractive index in electron optics and the principles of dynamics. *Proceedings of the Physical Society. Section B*, 62(1):8–21, 1949.
- [7] Y. Aharonov and D. Bohm. Significance of electromagnetic potentials in the quantum theory. *Phys. Rev.*, 115(3):485–491, Aug 1959.
- [8] Y. Aharonov and D. Bohm. Further considerations on electromagnetic potentials in the quantum theory. *Phys. Rev.*, 123(4):1511–1524, Aug 1961.

- [9] Oliver Lodge. On an electrostatic field produced by varying magnetic induction. *Phil. Mag.*, 27:469–478, 1889.
- [10] G. Rousseaux, R. Kofman, and O. Minazzoli. The Maxwell-Lodge effect: Significance of electromagnetic potentials in the classical theory. *European Physical Journal D*, 49:249–256, September 2008.
- [11] D. Griffiths. *Introduction to Electrodynamics*. Prentice-Hall, Inc., Englewood Cliffs, NJ, USA, 2 edition, 1989.
- [12] J. B. Tatum. Electricity and magnetism. <http://www.astro.uvic.ca/~tatum/elmag.html>, November 2007.
- [13] Milton Abramowitz and Irene A. Stegun. *Handbook of Mathematical Functions with Formulas, Graphs, and Mathematical Tables*. Dover, New York, ninth Dover printing, tenth GPO printing edition, 1964.
- [14] C. Marinucci and P. Weymuth, editors. *Incorporation of Toroidal Boundary Conditions Into Program Poisson*. SIN, September 1985. SSC-N-301.
- [15] John D. Jackson. *Classical Electrodynamics*. Wiley, third edition, August 1998.
- [16] J. L. Luxon. A design retrospective of the DIII-D tokamak. *Nucl. Fusion*, 42(6114), 2002.
- [17] James C. Maxwell. A dynamical theory of the electromagnetic field. *Royal Society Transactions*, 155:459–512, 1865.
- [18] Oliver Lodge. *Modern Views of Electricity*. Macmillan and Co., Ltd., 3rd edition, 1907.
- [19] Richard Feynman, Robert B. Leighton, and Matthew L. Sands. *The Feynman Lectures on Physics*. Addison-Wesley, 1963. 3 volumes.
- [20] Z. Fried. Vector Potential Versus Field Intensity. *Physical Review A*, 8:2835–2844, December 1973.
- [21] J Roche. Explaining electromagnetic induction: a critical re-examination. The clinical value of history in physics. *Physics Education*, 22(2):91–99, 1987.
- [22] J. D. Jackson. From Lorenz to Coulomb and other explicit gauge transformations. *American Journal of Physics*, 70(9):917–928, 2002.
- [23] Germain Rousseaux. The gauge non-invariance of Classical Electromagnetism. *Annales Fond. Broglie*, 30:387, 2005.
- [24] Germain Rousseaux. On the physical meaning of the gauge conditions of Classical Electromagnetism : the hydrodynamics analogue viewpoint. *Annales de la Fondation Louis de Broglie*, 28, N02:261–269, 2003. 03.50.De.
- [25] L. H. Ryder. *Quantum Field Theory*. Cambridge University Press, 1985.
- [26] W. R. Davis. *Classical Fields, Particles, and the Theory of Relativity*. Gordon and Breach Science Publishers, 1970.
- [27] Mikio Nakahara. *Geometry, Topology and Physics, Second Edition (Graduate Student Series in Physics)*. Taylor & Francis, 2 edition, June 2003.
- [28] R. S. Ward-Jr and Raymond O. Wells. *Twistor Geometry and Field Theory*. Cambridge University Press, July 1991.
- [29] Holger Müller, Sven Herrmann, Claus Braxmaier, Stephan Schiller, and Achim Peters. Modern Michelson-Morley experiment using cryogenic optical resonators. *Phys. Rev. Lett.*, 91(2):020401, Jul 2003.
- [30] W. M. Stacey, R. W. Johnson, and J. Mandrekas. A neoclassical calculation of toroidal rotation profiles and comparison with DIII-D measurements. *Physics of Plasmas*, 13(6):062508, 2006.

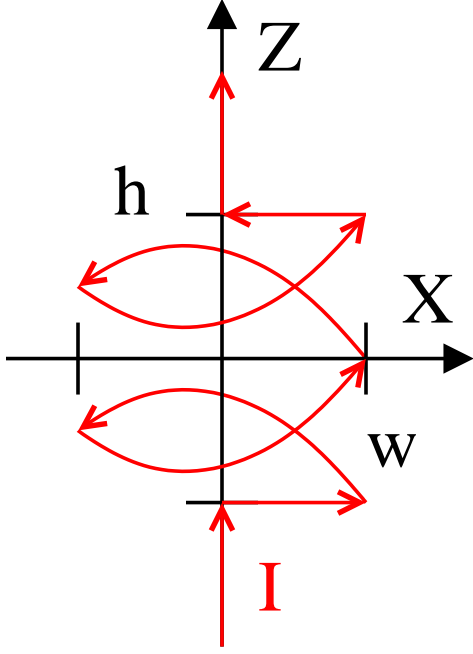


Figure 1. Current path for the simple solenoid fed from infinity with horizontal leads at $Y = 0$ along $\widehat{\mathbf{X}}$.

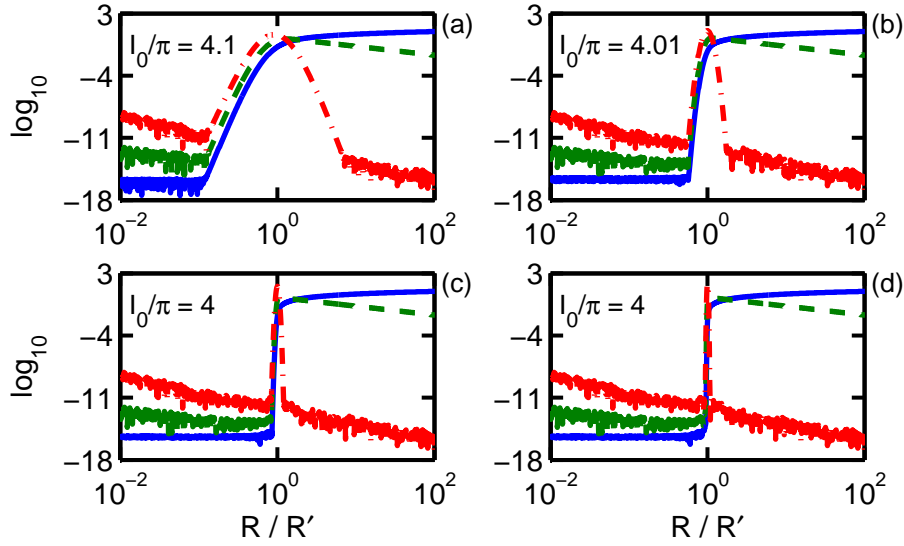


Figure 2. Vector potential (—), magnetic field (- - -), and current density (— · —) for an infinite pipe at increasing order of evaluation: (a) $k_{max} = 10$, (b) $k_{max} = 100$, (c) $k_{max} = 1000$, and (d) $k_{max} = 10,000$. The equivalent current on axis equals 4π .

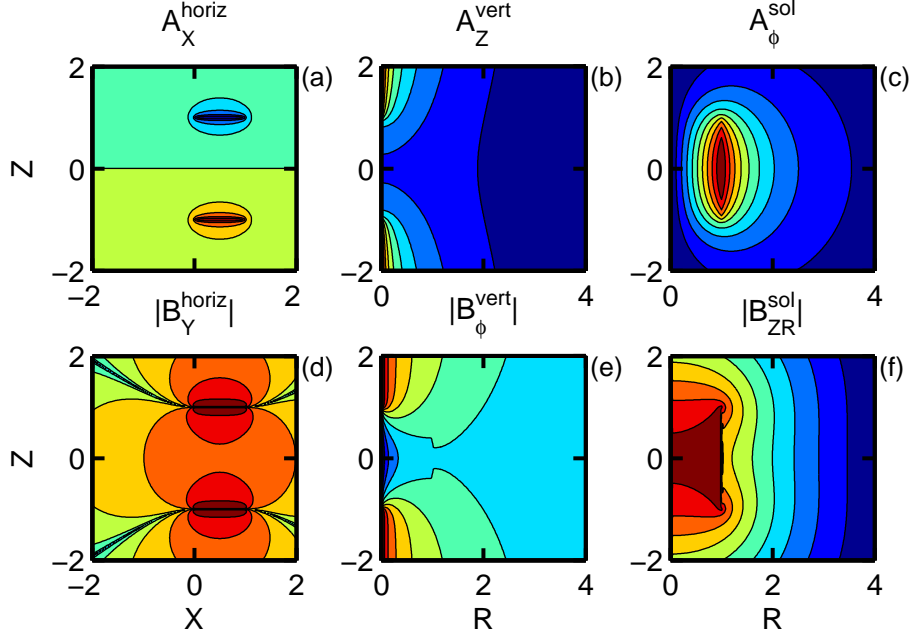


Figure 3. Potential (a)-(c) and field (d)-(f) produced by a simple solenoid with $h = w = 1$ and $N_h = 5$ turns per unit length. The horizontal contribution (a) and (d) is evaluated at $Y = 0$ while the vertical and solenoidal contributions are axially symmetric.

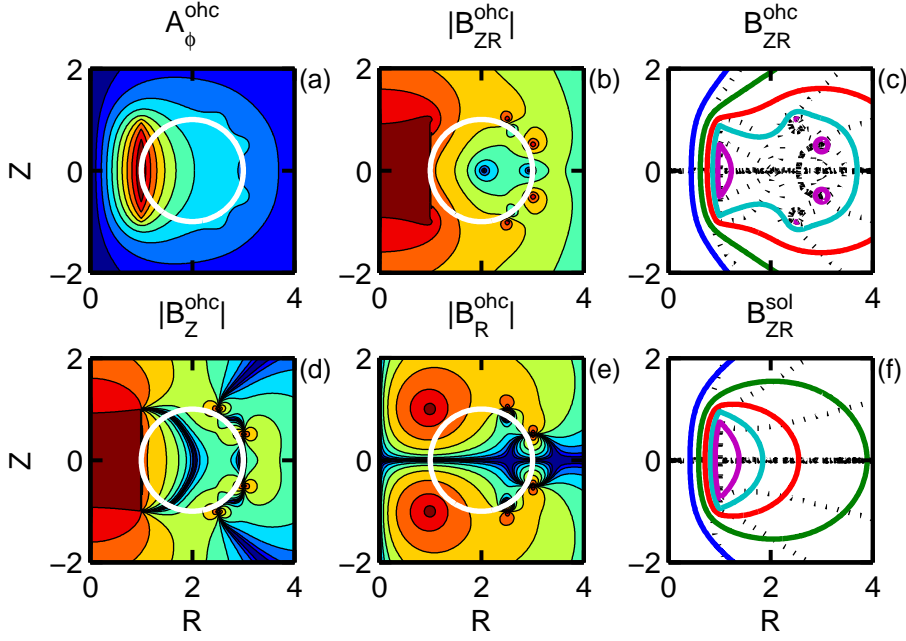


Figure 4. Potential (a) and field (b)-(e) produced by the solenoidal component of a typical Ohmic heating coil system with two pairs of outer, field cancelling coils. The white circle represents the confinement vessel, at whose center the field vanishes but the potential does not. Contours (—) of the flux function $\chi\psi = RB_{ZR}$ give the field lines for the Ohmic heating coil system (c) and the simple solenoid (f). Also shown are contours (·····) of the field line's angle evenly spaced in units of $\pi/4$.