

Distinguishing Cause and Effect via Second Order Exponential Models

Dominik Janzing*, Xiaohai Sun, and Bernhard Schölkopf
 Max Planck Institute for Biological Cybernetics
 72076 Tübingen, Germany

29 October 2009

Abstract

We propose a method to infer causal structures containing both discrete and continuous variables. The idea is to select causal hypotheses for which the conditional density of every variable, given its causes, becomes smooth. We define a family of smooth densities and conditional densities by second order exponential models, i.e., by maximizing conditional entropy subject to first and second statistical moments. If some of the variables take only values in proper subsets of \mathbb{R}^n , these conditionals can induce different families of joint distributions even for Markov-equivalent graphs.

We consider the case of one binary and one real-valued variable where the method can distinguish between cause and effect. Using this example, we describe that sometimes a causal hypothesis must be rejected because $P(\text{effect}|\text{cause})$ and $P(\text{cause})$ share algorithmic information (which is untypical if they are chosen independently). This way, our method is in the same spirit as faithfulness-based causal inference because it also rejects non-generic mutual adjustments among DAG-parameters.

1 Introduction

Finding causal structures that generated the statistical dependences among observed variables has attracted increasing interest in machine learning. Although there is in principle no method for reliably identifying causal structures if no randomized studies are feasible, the seminal work of Spirtes et

*email: dominik.janzing@tuebingen.mpg.de

al. [1] and Pearl [2] made it clear that under reasonable assumptions it is possible to derive causal information from purely observational data.

The formal language of the conventional approaches is a graphical model, where the random variables are the nodes of a directed acyclic graph (DAG) and an arrow from variable X to Y indicates that there is a direct causal influence from X to Y . The definition of “direct causal effect” from X to Y refers to a hypothetical intervention where all variables in the model except from X and Y are adjusted to fixed values and one observes whether the distribution of Y changes while X is adjusted to different values. As clarified in detail in [2], the change of the distribution of Y in such an intervention can be derived from the joint distribution of all relevant variables after the causal DAG is given.

The essential postulate that connects statistics to causality is the so-called causal Markov condition stating that every variable is conditionally independent of its non-effects, given its direct causes [2]. If the joint distribution of X_1, \dots, X_n has a density $p(x_1, \dots, x_n)$ with respect to some product measure μ (which we assume throughout the paper), the latter factorizes [3] into

$$p(x_1, \dots, x_n) = \prod_{j=1}^n p(x_j | pa_j), \quad (1)$$

where pa_j is the set of all values of the parents of X_j with respect to the true causal graph. The conditional densities $p(x_j | pa_j)$ will be called *Markov kernels*. They represent the mechanism that generate the statistical dependences.

A large class of known causal inference algorithms (like, for instance, PC, IC, FCI, see [4, 2]) are based on the causal faithfulness principle which reads: among all graphs that render the joint distribution Markovian, prefer those structures that allow *only* the observed conditional dependences. In other words, faithfulness is based on the assumption that all the observed independences are due to the causal structure rather than being a result of specific adjustments of parameters. One of the main limitations of this type of independence-based causal inference is that there are typically a large number of DAGs that induce the same set of independences. Rules for the selection of hypotheses within these *Markov equivalence classes* are therefore desirable.

Before we describe our method, we briefly sketch some methods from the literature. [5] have observed that linear causal relationships between non-Gaussian distributed random variables induce joint measures which require non-linear cause-effect relations for the wrong causal directions. Their causal inference principle [6] for linear non-Gaussian acyclic models (short:

LiNGAM), is based on independent component analysis.¹ It selects causal hypotheses for which almost linear cause-effect relations are sufficient whenever such hypotheses are possible for a given distribution.² [8] generalized this idea to the case where every variable is a possibly (non-linear) function of its direct causes up to some additive noise term that is independent of the causes (see also [9] and [10]). Under this assumption, different causal structures induce, in the generic case, different classes of joint distributions even if the causal graphs belong to the same equivalence class. [11, 12] generalized the model class to the case where every function is additionally subjected to non-linear distortion compared to the models of [8]. However, all these algorithms only work for real-valued variables and the generalization to discrete variables is not straightforward.

Here we describe a method (first proposed in our conference paper [13]) that can deal with combinations of discrete and continuous variables, it even benefits from such a combination. More precisely, it requires that at least one of the variables is discrete or attains only values in a proper subset of \mathbb{R}^n . We define a parametric family of conditionals that induce different families of joint distributions for different causal directions. The underlying idea is related to an observation of [14] stating that the same joint distribution of combinations of discrete and continuous variables may have descriptions in terms of simple Markov kernels for one DAG but require more complex ones for other DAGs. In contrast to [14], we define families of Markov kernels that are derived from a unique principle, regardless of whether the variables are discrete or continuous.

To describe our idea, assume that X is a binary variable and Y real-valued and that we observe the joint distribution shown in Fig. 1: Let $p(y)$ be a bimodal mixture of two Gaussians such that both $p(y|x = 0)$ and $p(y|x = 1)$ are Gaussians with the same width but different mean. Then it is natural to assume that X is the cause and Y the effect because changing the value of X then would simply shift the mean of Y . For the converse model $Y \rightarrow X$, bimodality of Y remains unexplained. Moreover, it seems unlikely, that conditioning on the effect X separates the two modes of $p(y)$ even though X is not causally responsible for the bimodality.

To show that there are also joint distributions where $Y \rightarrow X$ is more natural, assume that $p(y)$ is Gaussian and the supports of $p(y|x = 0)$ and $p(y|x = 1)$ are $(-\infty, y_0]$ and $[y_0, \infty)$, respectively, as shown in Fig. 2. One

¹It was implemented in Matlab by P. O. Hoyer, available at <http://www.cs.helsinki.fi/group/neuroinf/lingam/>.

²Apart from this, it has been shown that the linearity assumption helps also for causal inference in the presence of latent variables (see, e.g. [7]).

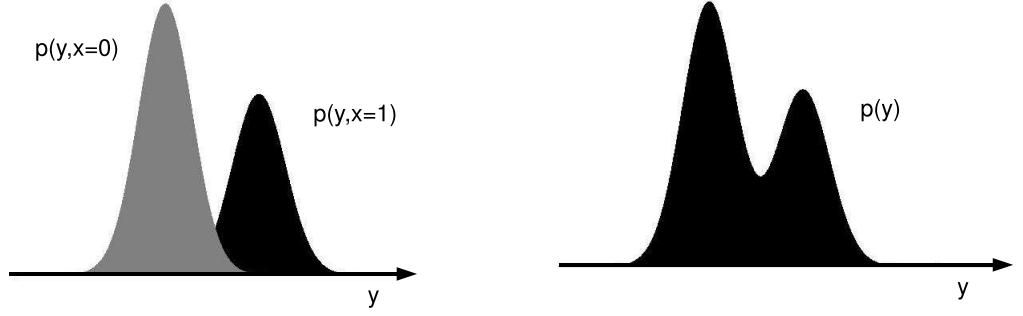


Figure 1: Left: Joint density $p(x, y)$ of a real-valued variable X and a binary variable X suggesting a model $X \rightarrow Y$, because the influence of X on Y then only consists of shifting the mean of the gaussian. The causal hypothesis $Y \rightarrow X$ is less likely: only specific choices of $p(x|y)$ would separate the bimodal Gaussian mixture $p(y)$ (right) into two separate modes. It requires an even more specific conditional $p(x|y)$ to make the components gaussian.

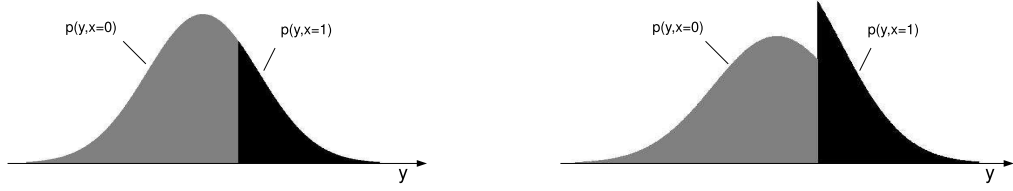


Figure 2: Joint density $p(x, y)$ of a real-valued random variable Y and a binary variable X . The marginal distribution $p(y)$ is Gaussian. The causal hypothesis $Y \rightarrow X$ is plausible: the conditional $p(x|y)$ corresponds to setting $x = 1$ for all y above a certain threshold. We reject the converse hypothesis $X \rightarrow Y$ because $p(y|x)$ and $p(x)$ share algorithmic information: given $p(y|x)$, only *specific* choices of $p(x)$ reproduce the Gaussian $p(y)$, whereas generic choices of $p(x)$ would yield “odd” densities of the type on the right.

can easily think of a causal mechanism whose output x is 1 for all inputs y above a certain threshold y_0 , and 0 otherwise. Assuming $X \rightarrow Y$, we would require a mechanism that generates outputs y from inputs x according to $p(y|x)$. Given this mechanism, there is only one distribution $p(x)$ of inputs for which $p(y)$ is Gaussian. Hence, the generation of the observed joint distribution requires mutual adjustments of parameters for this causal model.

In Section 4 we will describe more formal arguments that support this way of reasoning. It is based on ideas in [15] and [16] to draw causal conclusions not only from *statistical* dependences. Instead, also *algorithmic* information can indicate causal directions.

2 Causal inference using second order exponential models

Here we define a parametric family of Markov kernels $p(x_j|pa_j)$ that describe a simple way how X_j is influenced by its parents PA_j . Without loss of generality, we will only consider complete acyclic graphs, i.e., the parents of X_j are given by X_1, \dots, X_{j-1} (the general case is implicitly included by setting the corresponding parameters to zero).

The domains T_j of X_j are subsets of \mathbb{R}^{d_j} with integer Hausdorff dimension [17] \tilde{d}_j , i.e., we exclude fractal subsets. In Sections 3 and 5 we will consider, for instance, intervals in \mathbb{R} , circles in \mathbb{R}^2 , and countable subsets of \mathbb{R} . We define

$$\begin{aligned} p(x_1) &:= \exp(\alpha_1^T x_1 + x_1^T \beta_{11} x_1 - z_1) \\ p(x_j|x_1, \dots, x_{j-1}) &:= \exp(\alpha_j^T x_j + x_j^T \sum_{i \leq j} \beta_{ji} x_i - z_j(x_1, \dots, x_{j-1})), \end{aligned} \quad (2)$$

with vector-valued parameters α_j and matrix-valued parameters β_{ji} . The log-partition functions z_j are given by

$$z(x_1, \dots, x_{j-1}) := \log \int_{T_j} \exp(\alpha_j^T x_j + x_j^T \sum_{i \leq j} \beta_{ji} x_i) d\mu_j(x_j),$$

where the reference measure μ_j is given by the product of the Hausdorff measures [17] of the corresponding dimensions \tilde{d}_j , and only parameters are allowed that yield normalizable densities. The term “Hausdorff measure” only formalizes the natural intuition of a volume of sufficiently well-behaved

subsets of \mathbb{R}^n : For a circle, for instance, it is given by the arc length, for countable subsets it is just the counting measure.

For every reordering π of variables, the second order conditionals define a family of joint distributions \mathcal{P}_π . The key observation on which our method relies is that \mathcal{P}_π and $\mathcal{P}_{\pi'}$ need not to coincide if some of the variables X_j have domains T_j that are *proper* subsets of \mathbb{R}^n (if, for instance, all X_j can attain all values in \mathbb{R} , then \mathcal{P}_π is the set of all non-degenerate n -variate Gaussians for all π and we cannot give preference to any causal ordering).

Our inference rule reads: if there are causal orders π for which the observed density p is in \mathcal{P}_π , prefer them to orderings $\tilde{\pi}$ for which $p \notin \mathcal{P}_{\tilde{\pi}}$. To apply this idea to finite data where p is not available, we prefer the orderings π for which the Kullback-Leibler distance between the empirical distribution and p is minimized, i.e., the likelihood of the data is maximized.

In Section 5, we discuss experiments with just two variables X, Y . We have several cases where X is binary and Y real-valued, and one example where X is two-dimensional and attains values on a circle and Y is real-valued. This shows that also causal structures containing only continuous variables can be dealt with by our method when some of the domains are restricted. We now describe the algorithm.

Second order model causal inference

1. Given an $m \times n$ matrix of observations $x_j^{(i)}$.
2. Let X_1, \dots, X_n be an ordering π of the variables.
3. In the j th step, compute $p(x_j | x_1, \dots, x_{j-1})$ by minimizing the conditional inverse log-likelihood

$$L_j^\pi(\alpha, \beta) := -\alpha_j^T x_j - x_j^T \sum_{i \leq j} \beta_{ji} x_i + z(x_1, \dots, x_{j-1}),$$

with

$$z_j(x_1, \dots, x_j) := -\log \int_{T_j} \exp(\alpha^T x_j + x_j^T \sum_{i \leq j} \beta_{ji} x_i) d\mu_j(x_1).$$

To compute the partition function numerically, we discretize and bound the domain to a finite set of points.

4. Compute the corresponding joint density $p_\pi(x_1, \dots, x_n)$ and its total log-likelihood

$$L^\pi := \sum_{j=1}^n L_j^\pi$$

5. Select the causal orderings for which L^π is minimal. This can be a unique ordering or a set of orderings because not all orderings induce different families of joint distributions and because values L^π and $L^{\pi'}$ are considered equal if their difference is below a certain threshold.

For a preliminary justification of the approach, we recall that conditionals of this kind occur from maximizing the conditional Shannon entropy $S(X_j|X_1, \dots, X_{j-1})$ subject to $P(X_1, \dots, X_{j-1})$ and subject to the given first and second moments [18], for more details see also [19]:

$$E(X_j) = c_j \tag{3}$$

$$E(X_j^T X_i) = d_{ij}, \tag{4}$$

where $E(Z)$ denotes the expected value of a variable Z . For multi-dimensional X_j , the c_j are vectors and the d_{ij} are matrices. Bilinear constraints are the simplest constraints for which the entropy maximization yields interactions between the variables X_j (apart from this, linear constraints would not yield normalizable densities for unbounded domains). In this sense, second order models generate the simplest non-trivial family of conditional densities within a hierarchy of exponential models [20] that are given by entropy maximization subject to higher order moments.

[19] provides a thermodynamic justification of second order models. The paper describes models of interacting physical systems, where the joint distribution is given by first maximizing the entropy of the *cause*-system and then the conditional entropy of the *effect*-system, given the distribution of the cause. Both entropy maximizations are subject to energy constraints. If we assume that the physical energy is a polynomial of second order in the relevant observables (which is not unusual in physics), we obtain exactly the second order models introduced here.

3 Identifiability results for special cases

Here we describe examples that show how the restriction of the domains to proper subsets of \mathbb{R} can make the models identifiable. A case with vector-valued variables has already been described in [13], where we have considered the causal relation between the day in the year and the average temperature of the day. The former takes values on a circle in \mathbb{R}^2 , the latter is real-valued. Second order models from day to temperature induce seasonal oscillations of the average temperature according to a sine function, which was closer to the truth than the second order model from temperature to day in the year.

However, in the following examples we will restrict the attention to one-dimensional variables.

3.1 One binary and one real-valued variable

A simple case where cause and effect is identifiable in our model class is already given by the motivating example with a binary variable X and a variable Y that can attain all values in \mathbb{R} .

Second order model for $X \rightarrow Y$

Using both equations (2), we obtain

$$p(x=1) = \gamma \quad p(y|x=j) = \frac{1}{\sqrt{2\pi}\rho} e^{-\frac{(y-\nu_j)^2}{2\rho^2}}, \quad (5)$$

with parameters $\gamma, \nu_0, \nu_1, \rho$. Both distributions $p(y|x=j)$ for $j=0,1$ are obviously Gaussians with equal width and different mean, i.e., $p(y)$ is a mixture of two Gaussians (see Fig. 1, left).

Second order model for $Y \rightarrow X$

We obtain

$$p(y) = \frac{1}{\sqrt{2\pi}\sigma} e^{-\frac{(y-\nu)^2}{2\sigma^2}} \quad p(x=1|y) = \frac{1}{2}(1 + \tanh(\alpha y + \beta)), \quad (6)$$

with parameters $\nu, \sigma, \alpha, \beta$, where we have used

$$\frac{e^a}{1+e^a} = \frac{1}{e^{-a}+1} = \frac{1}{2}(1 + \tanh(a/2)). \quad (7)$$

A typical joint distribution for the model $Y \rightarrow X$ is shown in Fig. 3.

Since mixtures of two different Gaussians can never yield a Gaussian as marginal distribution $p(y)$, the only joint distribution that is contained in the model classes for both directions is a product distribution of a Gaussian $p(y)$ and an arbitrary binary distribution $p(x)$. This shows that the models are identifiable except for the trivial case of independence.

Furthermore, eqs. (5) and (6) show that our method is indeed consistent with the intuitive arguments we gave for the examples in the introduction: the Gaussian mixture in Fig. 1 is a second order model for $X \rightarrow Y$ and the example with thresholding y (Fig. 2) can be approximated by second order models for $Y \rightarrow X$ via the limit $\alpha \rightarrow \infty$ in eq. (6).

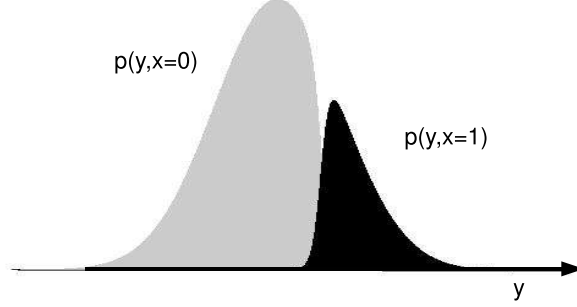


Figure 3: Joint density $p(x, y)$ for binary X and real-valued Y induced by a second order model $Y \rightarrow X$. Here we have chosen a relatively steep sigmoid function for $p(x = 1|y)$, which leads to a steep decrease at the right of the left mode and the left of the right mode. An infinitely steep sigmoid function yields sharp thresholding as in Fig. 2.

3.2 More than three binary variables

We first simplify equation (2) for the case that all variables X_1, \dots, X_n are binary. Writing $an_j := x_1, \dots, x_{j-1}$ for the ancestors of x_j , we obtain

$$p(x_j = 1|an_j) = \frac{\exp(\alpha_j + \beta_{jj} + \sum_{i < j} \beta_{ji}x_i)}{1 + \exp(\alpha_j + \beta_{jj} + \sum_{i < j} \beta_{ji}x_i)}.$$

Using eq. (7) yields

$$p(x_j = 1|an_j) = \frac{1}{2} \left(1 + \tanh(\lambda_j + \sum_{i=1}^{j-1} \lambda_{ji}x_i) \right). \quad (8)$$

with

$$\lambda_j := \frac{1}{2}(\alpha_j + \beta_{jj}) \quad \text{and} \quad \lambda_{ji} = \frac{1}{2}\beta_{ji} \quad \text{for} \quad i = 1, \dots, j-1.$$

The joint distributions induced by these conditionals do not coincide for all causal orders provided that $n \geq 4$. To show this, we first observe that second order models can approximate the causal relation between the inputs and the output of an $(n-1)$ -bit OR gate. Then we show that the

conditional probability for one input, given the other $n - 2$ inputs and the output is significantly more complex than a second order model since it requires polynomials of degree $n - 2$ as argument of the tanh-function (which corresponds to polynomials of degree $n - 1$ in the exponent in the same way as second order models lead to linear arguments of tanh).

The OR gate with input X_1, \dots, X_{n-1} and output X_n is described by

$$p(x_n = 1 | a n_n) = 1 - \prod_{i=1}^{n-1} (1 - x_i).$$

Introducing a sequence of second order conditionals by

$$p_k(x_n = 1 | a n_n) := \frac{1}{2} \left(1 + \tanh(-k + 2k \sum_{i=1}^{n-1} x_i) \right),$$

we have

$$\lim_{k \rightarrow \infty} p_k(x_n | a n_n) = p(x_n | a n_n),$$

and thus they approximate the OR-gate.

Let the inputs X_1, \dots, X_{n-1} be sampled from the uniform distribution over $\{0, 1\}^{n-1}$. We then have

$$p(x_1 = 1 | x_2, x_3, \dots, x_{n-1}, x_n = 1) = \begin{cases} 1 & \text{for } x_2 = x_3 = \dots = x_{n-1} = 0 \\ \frac{1}{2} & \text{otherwise} \end{cases} \quad (9)$$

and

$$p(x_1 = 1 | x_2 = \dots = x_n = 0) = 0. \quad (10)$$

Note that the event $X_n = 0$ and $X_i = 1$ for some $i \in \{2, \dots, n-1\}$ does not occur and the corresponding conditional probabilities need not to be specified.

We now show that the joint distribution cannot be approximated by second order models if X_n is not the last node. For symmetry reasons, it is sufficient to show that $p(x_1 | x_2, \dots, x_n)$ has no second order model approximation. If such an approximation existed, we would have

$$p(x_1 = 1 | x_2, \dots, x_n) = \lim_{k \rightarrow \infty} \frac{1}{2} \left(1 + \tanh(q_k(x_2, \dots, x_n)) \right), \quad (11)$$

where q_k is a sequence of *linear* functions in x_2, \dots, x_n , see eq. (8). We prove that eq. (11) can indeed be satisfied with q_k of polynomials of order $n - 2$,

but not for any sequence of polynomials of lower order (which shows that these non-causal conditional can be rather complex). Introducing

$$\tilde{q}_k(x_2, \dots, x_{n-1}) := q_k(x_2, \dots, x_{n-1}, x_n = 1),$$

eq. (9) is equivalent to

$$\lim_{k \rightarrow \infty} \tilde{q}_k(x_2, \dots, x_{n-1}, x_n = 1) = \begin{cases} \infty & \text{for } x_2 = x_3 = \dots = x_{n-1} = 0 \\ 0 & \text{otherwise} \end{cases} \quad (12)$$

If the space of polynomials of degree $n-3$ or lower contained such a sequence \tilde{q}_k , completeness of finite dimensional real vector spaces implies that it also contained

$$g := \lim_{k \rightarrow \infty} \frac{1}{\|\tilde{q}_k\|_1} \tilde{q}_k,$$

which is given by

$$g(x_2, \dots, x_{n-1}) = \begin{cases} 1 & \text{for } x_2 = x_3 = \dots = x_{n-1} = 0 \\ 0 & \text{otherwise.} \end{cases}$$

However,

$$g(x_2, \dots, x_{n-1}) = \prod_{i=2}^{n-1} (1 - x_i),$$

which is a polynomial of degree $n-2$. Hence, \tilde{q}_k (and also q_k) consists at least of polynomials of order $n-2$. To see that this bound is tight, set

$$q_k(x_2, \dots, x_n) := k \left(2(x_n - 1) - \prod_{i=2}^{n-1} (1 - x_i) \right),$$

and observe that it satisfies eq. (12) and

$$\lim_{k \rightarrow \infty} q_k(x_2 = 0, \dots, x_n = 0) = -\infty,$$

and thus the corresponding conditionals satisfy asymptotically eqs.(9) and (10).

By inverting logical values, the same proof applies to AND gates. Since AND and OR gates are reasonable models for many causal relations in real-life, it is remarkable that the corresponding non-causal conditionals of the generated joint distribution already require exponential models of high order. Successful experiments with artificial and real-world data with four binary variables are briefly sketched in [21].

4 Justification of our method by algorithmic information theory

4.1 The principle of independent conditionals

Since second order models provide a simple class of non-trivial conditional densities, Occam’s Razor seems to strongly support the principle of preferring the direction that admits such a model. However, Occam’s Razor cannot justify why we should try to find simple expressions for the causal conditional $P(\text{effect}|\text{cause})$ instead of simple models for non-causal conditionals like $P(\text{cause}|\text{effect})$. Here we present a justification that is based on recent algorithmic information theory based approaches to causal inference.

[15] proposed to prefer those DAGs as *causal* hypotheses for which the shortest description of the joint density $p(x_1, \dots, x_n)$ is given by separate descriptions of causal conditionals $p(x_j|pa_j)$ in eq. (1). We will refer to this as the principle of independent conditionals (IC). Here, the description length is measured in terms of algorithmic information [22, 23, 24], sometimes also called “Kolmogorov complexity”. Even though it is hard to give a precise meaning to this principle, it provides the leading motivation for our theory.

To show this, we reconsider one of the examples from the introduction. We have argued that the distribution in Fig. 2 is unlikely to be generated by the causal structure $X \rightarrow Y$ because the observed distribution $p(x)$ is special among all possible $\tilde{p}(x)$ since it is the only distribution that yields a Gaussian marginal $p(y)$ after feeding it into the conditional $p(y|x)$. Hence, after knowing $p(y|x)$, the input distribution $p(x)$ is simply described by “the unique input that renders $p(y)$ Gaussian”. Thus, a description for $p(x, y)$ that contains separate descriptions of $p(y|x)$ and $p(x)$ would contain redundant information and the IC principle would be fail. We propose a slightly modified version of IC that will be more convenient to use because it refers to algorithmic dependences between *unconditional* distributions:

Postulate 1 (independence of input and modified joint distr.)

If the joint density $p(x, y)$ is generated by the causal structure $X \rightarrow Y$ then the following condition must hold:

Let $\tilde{p}(x)$ be a hypothetical input density that has been chosen without knowing $p(x, y)$. Define $\tilde{p}(x, y) := p(y|x)\tilde{p}(x)$. Then $p(x)$ and $\tilde{p}(x, y)$ are algorithmically independent.

The idea is that $\tilde{p}(x, y)$ only contains algorithmic information about $p(y|x)$ and $\tilde{p}(x)$. The object $p(y|x)$ has been chosen independently of $p(x)$

“by nature”, as in [15], and $\tilde{p}(x)$ has been chosen independently of $p(y|x)$ by assumption.

Due to the lack of a precise meaning of the concept of “algorithmic information of probability densities”, as it would be required by [15] and our modified postulate, we will describe arguments that avoid such concepts but still rely on the above intuition.

4.2 The framework for probability-free causal inference

We therefore rephrase the probability-free approach to causal inference developed by [16]. The idea is that causal inference in real life often does not rely on statistical dependences. Instead, similarities between single objects indicate causal relations. Observing, for instance, that two carpets contain the same patterns makes us believe that designers have copied from each other (provided that the patterns are complex and not common). [16] develop a general framework for inferring causal graphs that connect individual objects based upon *algorithmic* dependences. Here, two objects are called algorithmically independent if their shortest joint description is given by the concatenations of their separate descriptions. It is assumed that every such description is a binary string s formalizing all relevant properties of an observation. Then the Kolmogorov complexity $K(s)$ of s is defined by the length of the shortest program that generates the output s and then stops. Conditional Kolmogorov complexity $K(s|t)$ is defined as the length of the shortest program that computes s from the input t . If t^* denotes the shortest compression of t , $K(s|t^*)$ can be smaller than $K(s|t)$ because there is no algorithmic way to obtain the shortest compression (the difference between $K(s|t)$ and $K(s|t^*)$ can at most be logarithmic in the length of t [25]).

The strings s and t are conditionally independent, given r if

$$K(s, t|r) \approx K(s|r) + K(t|r). \quad (13)$$

As in the statistical setting, unconditional dependences indicate causal links between two objects s and t : if $K(s, t) \ll K(s) + K(t)$, the descriptions can be better compressed jointly than independently and we postulate a causal connection. The following terminology [26] will be crucial:

Definition 1 (Algorithmic mutual information)

For any two binary strings s, t , the difference

$$I(s : t) := K(s) + K(t) - K(s, t) \stackrel{\pm}{=} K(s) - K(s|t^*) \stackrel{\pm}{=} K(t) - K(t|s^*)$$

is called the algorithmic mutual information between s and t . As usual in algorithmic information theory, the symbol $\stackrel{+}{=}$ denotes equality up to a constant that is independent of the strings s, t , but does depend on the Turing machine $K(\cdot)$ refers to.

To also infer causal directions we have postulated a causal Markov condition stating conditional independence of every object from its non-effects, given its causes. We will here state an equivalent version (see Theorem 3 in [16]):

Postulate 2 (Algorithmic Markov condition)

Let G be a DAG with the binary strings s_1, \dots, s_n as nodes. If every s_j is the description of an object or an observation in real world and G formalizes the causal relation between them, then the following condition must hold.

For any three sets $S, T, R \subset \{s_1, \dots, s_n\}$ we have

$$S \perp\!\!\!\perp T | R^*$$

in the sense of eq. (13), whenever R d -separates S and T (for the notion of d -separation see, e.g., [2]). Here we have slightly overloaded notation and identified the set of strings with their concatenation.

Moreover, R^* denotes the shortest compression of R . In particular, we have

$$S \perp\!\!\!\perp T,$$

whenever S and T are d -separated (by the empty set). Here, the threshold for counting dependences as significant is up to the decision of the researcher and not provided by the theory.

4.3 Distinguishing between cause and effect

Based on the above framework and inspired by the IC-principle, [16] describe the following approach to distinguishing between $X \rightarrow Y$ and $Y \rightarrow X$ for two random variables X, Y after observing the samples $(x_1, y_1), \dots, (x_k, y_k)$. One considers the causal structure among $2k + 2$ individual objects instead of a DAG with the two variables as nodes. These objects are: The x -values, the y -values, the source S emitting x -values according to $p(x)$ and a machine emitting y -values according to $p(y|x)$. The causal DAG connecting the objects is shown in Fig. 4, left. One may wonder why there are no arrows from the x -values to M even though M gets them as inputs. The reason is that the object M is not changed by the x_j , i.e., the conditional $p(y|x)$ remains constant.

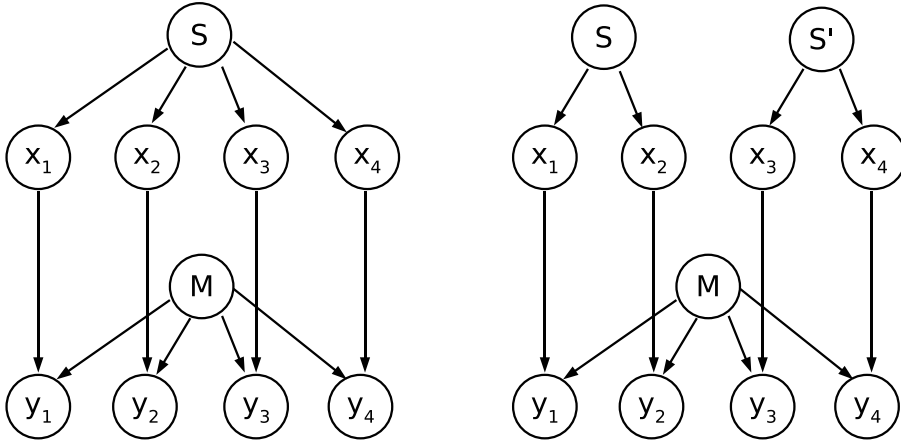


Figure 4: Left: Causal structure obtained by resolving the statistical sample generated by the causal structure $X \rightarrow Y$ into single observations. Right: Modified structure where the input comes from a different source S' that samples according to a different distribution $p'(x)$. Note that (x_1, x_2) and (x_3, x_4, y_3, y_4) must be algorithmically independent because there is no unblocked path between these two sets of nodes.

It has been pointed out [16] that the DAG in Fig. 4, left, already imposes the algorithmic independence relation

$$x_1, \dots, x_m \perp\!\!\!\perp y_{m+1}, \dots, y_k \mid (x_{m+1}, \dots, x_k)^* \quad \forall m < k, \quad (14)$$

and describes examples where this is violated after exchanging the role of X and Y . This is an observable implication of the algorithmic independence of the unobservable objects S and M . The relevant information about S and M is given by $p(x)$ and $p(y|x)$, respectively, hence condition (14) is closely linked to Lemeire's and Dirks's postulate. [16] discusses toy examples for which the distinction between $X \rightarrow Y$ and $Y \rightarrow X$ is possible using condition (14).

For our purposes, it will be more convenient to work with a slightly different condition that can be seen as a finite-sample counterpart of Postulate 1. To this end, we consider Fig. 4, right. Let $\mathbf{x}^1 := x_1, \dots, x_m$ be the sample of x -values from source S (here $m = 2$). $\mathbf{x}^2 := x_{m+1}, \dots, x_k$ denote the x -values from source S' and \mathbf{y}^2 the corresponding y -values. The d-separation criterion yields the unconditional relation

$$\mathbf{x}^1 \perp\!\!\!\perp \mathbf{x}^2, \mathbf{y}^2. \quad (15)$$

Of course, we do not assume that we have the option to really change the input distribution from $p(x)$ to $\tilde{p}(x)$ (i.e., replacing the source S with S'), otherwise we could directly test whether X causes Y by observing whether such an intervention also changes $p(y)$. Our way of reasoning will be indirect: given that the true causal structure is $X \rightarrow Y$, we could simulate the effect of the intervention by choosing a subsample of x -values that is distributed according to $\tilde{p}(x)$ and know that the corresponding pairs (x, y) are distributed according to $p(y|x)\tilde{p}(x)$.

4.4 Applying the theory to second order models

We now describe the violation of condition (15) for the example in Fig. 2. The true model $Y \rightarrow X$ involves the parameters ν , σ , and β (mean and standard deviation of the Gaussian and threshold of y -values for which $x = 1$). We denote the corresponding density therefore by $p_{\nu, \sigma, \beta}$. Now we consider the *non-causal* conditional $p_{\nu, \sigma, \beta}(y|x)$. One checks easily that different triples (ν, σ, β) indeed induce different $p(y|x)$. On the other hand, there is a unique input probability $p_\gamma(x = 1) = \gamma$ such that the marginal

$$p_{\gamma, \nu, \sigma, \beta}(y) := \sum_x p_\gamma(x) p_{\nu, \sigma, \beta}(y|x)$$

is Gaussian:

$$\gamma = f(\nu, \sigma, \beta) := \frac{1}{\sqrt{2\pi}\sigma} \int_{-\infty}^{\beta} e^{-\frac{(y-\nu)^2}{2\sigma^2}} dy. \quad (16)$$

The fact that f that does not involve any free parameters would already be in contradiction with Lemeire's and Dirkx's postulate if $X \rightarrow Y$ were true because f only has constant description length and the parameters can be described with arbitrary accuracy. For sufficiently large accuracy, the description length of γ thus exceeds the length of f and eq. (16) provides a shorter description for γ than its explicit binary representation.

According to our finite-sample point of view, the parameters $\gamma, \nu, \sigma, \beta$ must only be described up to an accuracy that corresponds to the error made when estimating them from a finite sample: Observing \mathbf{x}^1 , i.e., an ensemble of x -values drawn from $p(x)$, we can estimate γ up to a certain accuracy. Similarly, we estimate ν, σ, β after observing $\mathbf{x}^2, \mathbf{y}^2$ up to a certain accuracy. Then, the estimator for μ and the estimator of the other parameters will approximately satisfy the functional relation (16). This shows that \mathbf{x}^1 , on the one hand, and $\mathbf{x}^2, \mathbf{y}^2$ on the other hand, share at least that amount of algorithmic information shared by the estimators because the latter have only processed the information contained in the observations.

For general second order models, the argument reads as follows. For $Y \rightarrow X$ we have parameter vectors α_Y and $\alpha_{X|Y}$ for $p(y)$ and $p(x|y)$, respectively. The joint distribution is determined by $\alpha := (\alpha_Y, \alpha_{X|Y})$. Factorizing $p_\alpha(x, y)$ into the non-causal conditionals $p(x)$ and $p(y|x)$ leads to families $p_\theta(x)$ and $p_\eta(y|x)$, where $p_\theta(x)p_\eta(y|x)$ only is an element of the family $p_\alpha(x, y)$ if θ and η satisfy a certain functional relation and thus share algorithmic information. To translate this into algorithmic dependences between (real and hypothetical) observations, we feed $p_\eta(y|x)$ with a modified input distribution $p_{\theta'}(x)$ and observe that the generated (x, y) -pairs still share algorithmic information with those x -values that were sampled from the original input distribution because η can be estimated from the new (x, y) pairs and θ from the original x -values. If the parameters θ' and θ are algorithmically independent, the sources S and S' in Fig. 4, right, are independent and the causal hypothesis $X \rightarrow Y$ implies independence of \mathbf{x}^1 and $(\mathbf{x}^2, \mathbf{y}^2)$.

This way of reasoning can further be generalized as follows: assume that $p(x, y)$ can be described by $p_\theta(x)p_\eta(y|x)$ where $p_\theta(x)$ and $p_\eta(y|x)$ are some families of densities for which the map from θ, η, x, y to the corresponding probabilities is a computable function. Then $X \rightarrow Y$ can be rejected whenever one of the parameter is determined by the other one via a computable

function f provided that the Kolmogorov complexity of both parameters is infinite (which can, of course, never be proved). The accuracy of estimating θ, η depends on the statistical distinguishability of the (conditional) densities from those for slightly modified $\theta + \Delta\theta, \eta + \Delta\eta$. Therefore, Fisher information of parametric families plays a crucial role in the following quantitative result:

Theorem 1 (dependent parameters violate the algorithmic MC)

Let $p_\theta(x)$ with $\theta \in \mathbb{R}^d$ and $p_\eta(y|x)$ with $\eta \in \mathbb{R}^{\tilde{d}}$ be computable families of continuously differentiable (conditional) densities. Define the Fisher information matrix for $p_\theta(x)$ by

$$(F_\theta)_{ij} := \int \left(\frac{\partial \log p_\theta(x)}{\partial \theta_i} \frac{\partial \log p_\theta(x)}{\partial \theta_j} \right) p_\theta(x) d\mu_X(x),$$

where μ_X defines the Hausdorff measure corresponding to X . Define the conditional Fisher information matrix for $p_\eta(y|x)$ with respect to the reference input distribution $p_\theta(x)$ by

$$(\tilde{G}_{\eta, \theta})_{ij} := \int \left(\frac{\partial \log p_\eta(y|x)}{\partial \eta_i} \frac{\partial \log p_\eta(y|x)}{\partial \eta_j} \right) p_\eta(y|x) p_\theta(x) d\mu_X(x) d\mu_Y(y).$$

Let x_1, \dots, x_k be drawn from $p_\theta(x)$ and $(x_{k+1}, y_{k+1}), \dots, (x_{2k}, y_{2k})$ from $p_{\theta'}(x)p_\eta(y|x)$ where F_θ and $G_{\eta, \theta'}$ are non-singular and θ and η are generic in the sense that a description up to an error ϵ (in vector norm) requires $d \log_2 \epsilon$ or $\tilde{d} \log_2 \epsilon$ bits, respectively.

Assume, moreover, that θ and η are related as follows. If $d \geq \tilde{d}$, let $f(\theta) = \eta$ for some continuously differentiable function f with $K(f) \stackrel{\pm}{=} 0$. For $d < \tilde{d}$, let $g(\eta) = \theta$ for some continuously differentiable g with $K(g) \stackrel{\pm}{=} 0$.

Then the algorithmic mutual information between the x -values sampled from the original distribution and the (x, y) -pairs generated by the modified input distribution satisfies asymptotically almost surely

$$I(x_1, \dots, x_k : x_{k+1}, \dots, x_{2k}, y_{k+1}, \dots, y_{2k}) \geq c \min\{d, \tilde{d}\} \log k$$

for every $c < 1/2$.

Note that the requirement of “generic” parameter values (in the sense we used the term) can be met by a model where “nature chooses” them according to some prior density. Since the statement is only an asymptotic one, the theorem holds regardless of the prior.

Proof of Theorem 1: Assume first that $d \geq \tilde{d}$. We define an estimator $\hat{\theta}$ for θ by minimizing

$$-\sum_{j=1}^k \log p_{\hat{\theta}}(x_j).$$

Hence,

$$\|\hat{\theta} - \theta\| < \frac{1}{(k\lambda_{\theta})^c}$$

with probability converging to 1 for $k \rightarrow \infty$ if λ_{θ} denotes the smallest eigenvalue of F_{θ} . This is because $(\hat{\theta} - \theta)/\sqrt{k}$ is asymptotically a d -dimensional Gaussian with concentration matrix F_{θ} . The standard deviation of the Gaussian is maximal for the direction corresponding to λ_{θ} and is then given by $1/\sqrt{\lambda_{\theta}}$.

We construct an estimator $\hat{\eta}$ by minimizing the inverse loglikelihood

$$-\sum_{j=k+1}^{2k} \log p_{\hat{\eta}}(y_j|x_j).$$

Since $G_{\eta,\theta'}$ is non-singular, $p_{\eta}(y|x)$ is a strict minimum of the expected loglikelihood. As for the unconditional distributions above, $(\hat{\eta} - \eta)/\sqrt{k}$ is asymptotically Gaussian and the probability for

$$\|\hat{\eta} - \eta\| < \frac{1}{(k\nu_{\eta})^c} \quad (17)$$

tends to 1 if ν_{η} denotes the smallest eigenvalue of $G_{\eta,\theta'}$.

Denoting the operator norm of the Jacobi matrix $Df(\theta)$ by $\|Df(\theta)\|$, we obtain

$$\|f(\hat{\theta}) - f(\theta)\| \leq \|Df(\theta)\| \|\hat{\theta} - \theta\| + O(\|\hat{\theta} - \theta\|^2) \leq (\|Df(\theta)\| + \delta) \|\hat{\theta} - \theta\|, \quad (18)$$

where the last inequality holds asymptotically almost surely for any $\delta > 0$.

Due to the error bounds (18) and (17) we have

$$e := \|f(\hat{\theta}) - \hat{\eta}\| \leq \frac{\|Df(\theta)\| + \delta}{(k\lambda_{\theta})^c} + \frac{1}{(k\nu_{\eta})^c}$$

asymptotically with probability $1 - \epsilon$ for any desired $\epsilon > 0$. Since η is a generic value, the amount of information required to specify it up to an accuracy e grows asymptotically with $-\log_2 e$ (up to some negligible constant).

On the other hand, $\hat{\eta}$ and $f(\hat{\theta})$ share at least this amount of information because they also coincide up to an accuracy e . Hence,

$$I(f(\hat{\theta}) : \hat{\eta}) \stackrel{+}{\geq} -\log_2 e.$$

Asymptotically, $-\log_2 e$ grows with $c \log k$. Hence the mutual information between $\hat{\eta}$ and $f(\hat{\theta})$ is asymptotically larger than $-cd \log_2 k$ bits for every $c < 1/2$. Hence we have

$$I(x_1, \dots, x_k : x_{k+1}, \dots, x_{2k}, y_{k+1}, \dots, y_{2k}) \stackrel{+}{\geq} I(f(\hat{\theta}) : \hat{\eta}) \geq cd \log_2 k.$$

The first inequality follows because

$$I(a : b) \stackrel{+}{\geq} I(\tilde{a} : \tilde{b})$$

whenever $K(\tilde{a}|a) \stackrel{\pm}{\leq} K(\tilde{b}|b) \stackrel{\pm}{\leq} 0$ (cf. Theorem II.7 in [26]). Here

$$K(f(\hat{\theta})|x_1, \dots, x_k) \stackrel{\pm}{\leq} 0$$

because $f(\hat{\theta})$ is computed from the k observed x -values by the above estimation procedure and the application of f . Likewise, $\hat{\eta}$ is derived from the observed (x, y) -pairs.

The case for $d < \tilde{d}$ is shown similarly. We estimate η and θ and show that they share algorithmic information because θ is a simple function of η . \square

Now we present our main theorem stating that second order models between one binary and one real-valued variables induce joint distributions whose *non-causal* marginals and conditionals are algorithmically dependent in the sense of Theorem 1:

Theorem 2 (Justification of second order model inference)

Let X be a binary variable and Y real-valued and the density of $p(x, y)$ be given by a second order model from Y to X for some generic values of the parameters $\nu, \sigma, \alpha, \beta$ in eq. (6), left and right. Then the causal hypothesis $X \rightarrow Y$ contradicts the algorithmic Markov condition. This is because the x -values sampled from $p(x)$ contain algorithmic information about the (x, y) -pairs obtained after changing the “input” distribution $p(x)$ (see Fig 4, right) and keeping $p(y|x)$.

Likewise, if $p(x, y)$ admits a second order model from X to Y with generic values $\gamma, \nu_0, \nu_1, \rho$ (see eq. (5), then $Y \rightarrow X$ must be rejected.

The amount of the shared algorithmic information grows at least logarithmically in the sample size.

The remainder of this section is devoted to the proof of Theorem 2 and a Lemma that is required for this purpose. To show that the conditions of Theorem 1 are met, we determine the parameter vectors θ, η of the non-causal conditionals, show that they satisfy a functional relation and that the Fisher information matrices are nonsingular. To prove the latter statement, we will use the following result:

Lemma 1 *Let $p_\theta(\mathbf{x})$ for all $\theta \in I \subset \mathbb{R}^d$ be a differentiable family of continuous positive definite densities on a probability space $\Omega \subset \mathbb{R}^m$ with respect to the reference measure μ . Assume there are d points $\mathbf{x}_1, \mathbf{x}_2, \dots, \mathbf{x}_d$ such that the matrix $A(\theta)$ defined by*

$$A(\theta) := (\nabla p_\theta(\mathbf{x}_1), \dots, \nabla p_\theta(\mathbf{x}_d)) ,$$

or the matrix

$$\tilde{A}(\theta) := (\nabla \log p_\theta(\mathbf{x}_1), \dots, \nabla \log p_\theta(\mathbf{x}_d))$$

is non-singular. Then the Fisher information matrix F_θ is non-singular.

Proof: the Fisher information matrix can be rewritten as

$$(F_\theta)_{ij} = \int_{\Omega} \frac{1}{p_\theta(\mathbf{x})} \frac{\partial p_\theta(\mathbf{x})}{\partial \theta_i} \frac{\partial p_\theta(\mathbf{x})}{\partial \theta_j} d\mu(\mathbf{x}) .$$

Hence,

$$F_\theta = \int_{\Omega} \frac{1}{p_\theta(\mathbf{x})} (\nabla p_\theta(\mathbf{x})) (\nabla p_\theta(\mathbf{x}))^T d\mu(\mathbf{x}) = \int_{\Omega} p_\theta(\mathbf{x}) (\nabla \log p_\theta(\mathbf{x})) (\nabla \log p_\theta(\mathbf{x}))^T d\mu(\mathbf{x}) .$$

It thus is the weighted integral over all rank one matrices

$$(\nabla p_\theta(\mathbf{x})) (\nabla p_\theta(\mathbf{x}))^T .$$

At the same time, it can also be written as a weighted integral over all

$$(\nabla \log p_\theta(\mathbf{x})) (\nabla \log p_\theta(\mathbf{x}))^T .$$

Note that for any vector-valued continuous function v and strictly positive scalar function q , the image of the matrix

$$\int q(\mathbf{x}) v(\mathbf{x}) v(\mathbf{x})^T d\mu(\mathbf{x})$$

is given by the span of all $v(\mathbf{x})$. F_θ thus is the span over all $\{\nabla p_\theta(\mathbf{x})\}_{\mathbf{x}}$ and, at the same time, the span over all $\{\nabla \log p_\theta(\mathbf{x})\}_{\mathbf{x}}$. \square

We are now able to prove the main theorem:

Proof (of Theorem 2): First consider the case where $p(x, y)$ has a second order model from Y to X . To apply Theorem 1 we have to show that $G_{\theta, \eta}$ is non-singular. We can use Lemma 1 even though it is not explicitly stated for *conditional* densities because we can apply the latter to the joint density $p_\eta(\mathbf{x}) := p_\theta(x)p_\eta(y|x)$ for $\mathbf{x} := (x, y)$ and fixed θ . Then

$$\nabla \log p_\eta(x, y) = \nabla \log p_\eta(y|x),$$

and

$$\nabla p_\eta(x, y) = p_\theta(x) \nabla p_\eta(y|x),$$

i.e., it is sufficient to check whether the gradients of the *conditional* or its logarithm span a \tilde{d} -dimensional space. We have

$$p_{\sigma, \nu, \alpha, \beta}(x = 1, y) = \frac{1}{\sigma \sqrt{2\pi}} (1 + \tanh(\alpha y + \beta)) e^{-\frac{(y-\nu)^2}{2\sigma^2}} = \frac{e^{-\frac{(y-\nu)^2}{2\sigma^2}}}{\sigma \sqrt{2\pi} (1 + e^{2\alpha y + 2\beta})},$$

where we have used eq. (7). This yields

$$p_{\sigma, \nu, \alpha, \beta}(x = 1) = \frac{1}{\sigma \sqrt{2\pi}} \int \frac{e^{-\frac{(y-\nu)^2}{2\sigma^2}}}{1 + e^{2\alpha y + 2\beta}} dy. \quad (19)$$

Introducing the parameter vector $\eta := (\sigma, \nu, \alpha, \beta)$ we obtain

$$p_\eta(y|x = 1) = \frac{1}{p_\eta(x = 1)} \frac{e^{-\frac{(y-\nu)^2}{2\sigma^2}}}{\sigma \sqrt{2\pi} (1 + e^{2\alpha y + 2\beta})},$$

where the input distribution $p(x)$ still is formally parameterized by η and will be written in terms of one relevant parameter θ below. In the appendix we provide 4 points y_1, \dots, y_4 and a value $\eta = \eta_0$ for which the vectors $\nabla p_\eta(y_j|x = 1)$ are linearly independent. Hence $G_{\eta, \theta}$ is non-singular for η_0 and all θ . All entries of $G_{\theta, \eta}$ are analytical functions in every component of η because they are uniformly converging integrals over analytical functions. Hence, regularity of $G_{\eta, \theta}$ for one η already shows regularity for *generic* η .

Now we parameterize $p(x)$ by an one-dimensional parameter

$$\theta := p_\eta(x = 1) = g(\eta),$$

where $p_\eta(x)$ is given by the integral in eq. (19). This defines the family of densities $p_\theta(x)$ via

$$p_\theta(x = 1) := \theta.$$

Hence F_θ is one-dimensional. It is clearly non-singular for generic θ because

$$\frac{\partial p_\theta(x=1)}{\partial \theta} \neq 0.$$

Using $K(g) \stackrel{+}{=} 0$, Theorem 1 shows that the x values sampled from $p_\theta(x)$ share algorithmic information with the (x, y) -pairs sampled from $p_{\theta'}(x)p_\eta(y|x)$.

Now consider the case that there is a second order model from X to Y . Hence

$$p_\theta(y) = \frac{1}{\rho\sqrt{2\pi}} \left((1-\gamma)e^{-\frac{(y-\nu_0)^2}{2\rho^2}} + \gamma e^{-\frac{(y-\nu_1)^2}{2\rho^2}} \right),$$

with the parameter vector $\theta = (\gamma, \nu_0, \nu_1, \rho)$. Note that we now apply Theorem 1 with exchanging the role of X and Y . To show that F_θ is non-singular we compute $\nabla p_\theta(y)$ and find points y_1, \dots, y_4 and a value θ such that the corresponding gradients are linearly independent (see Appendix 7). Hence F_θ is nonsingular due to Lemma 1. As above, this also holds for generic θ .

For the conditional density of X given Y , only a function of θ is relevant (as above) but we start by writing it first in terms of θ and reduce the parameter space later to the relevant part:

$$p_{\gamma, \nu_0, \nu_1, \rho}(x=1|y) = \gamma e^{-\frac{(y-\nu_1)^2}{2\rho^2}} \left[(1-\gamma)e^{-\frac{(y-\nu_0)^2}{2\rho^2}} + \gamma e^{-\frac{(y-\nu_1)^2}{2\rho^2}} \right]^{-1}.$$

Introducing

$$\alpha := \frac{1}{\rho^2}(\nu_0 - \nu_1) \tag{20}$$

and

$$\beta := \frac{1-\gamma}{\gamma} \exp\left(\frac{\nu_1^2 - \nu_0^2}{2\rho^2}\right), \tag{21}$$

the conditional is of the form

$$p_{\gamma, \alpha, \beta}(x=1|y) = \frac{1}{\beta e^{\alpha y} + 1}.$$

We define $\eta := (\alpha, \beta)$ and check that $G_{\eta, \theta}$ is non-singular. For doing so, we compute $\nabla p_\eta(x=1|y)$ and find values η_0 and y_1, \dots, y_2, y_3 such that the gradients are linearly independent (Appendix). Hence $G_{\eta, \theta}$ is non-singular for one η_0 and all θ and thus also for generic pairs η, θ . The function g is given by $g(\gamma, \nu_0, \nu_1, \rho) := (\alpha, \beta)$ with α and β as in eqs. (20) and (21), which satisfies $K(g) \stackrel{+}{=} 0$. This shows that the y -values sampled from $p_\theta(y)$ share algorithmic information with the (x, y) -pairs sampled from $p_{\theta'}(y)p_\eta(x|y)$ by Theorem 1. \square

5 Experiments

We conducted 8 experiments with real-world data for which the causal structure is known. In all cases we had pairs of variables where one is the cause and one the effect. Even though there may also be hidden common causes, prior knowledge strongly suggests that a significant part of the dependences are due to an arrow from one variable to the other. The selection of datasets was based on the following criteria: We have chosen several examples where one variable is binary and the other one is either continuous or discrete with a wide range, because this is the case where identifiability becomes most obvious (see Subsection 3.1). To demonstrate that we have identifiability for various types of value sets we have also included an example with a variable of angular-type and example with positive variables. The restriction to positive values, however, only leads to significantly different distributions for different causal directions if there is enough probability close to the boundary. Otherwise, the second order models yield almost bivariate Gaussians and the direction is not identifiable. Most examples of the data base “cause effect pairs” in the NIPS 2008 causality competition [27] are of this type, except for the examples with “altitude”.

Our algorithm constructs the domains by binning the observed values into intervals of equal length instead of asking for the range as additional input. If the differences of the loglikelihoods are too small, our algorithm will not decide for either of the causal directions. We have set the threshold to

$$|L_{\rightarrow} - L_{\leftarrow}| \leq \frac{1}{10000} \frac{L_{\rightarrow} + L_{\leftarrow}}{2}.$$

The choice of this threshold, however, is the result of our limited number of experiments. Our theory in Section 4 only states the following: if the true distribution *perfectly* coincides with a second order model in one direction but not the other, the latter one has to be rejected because this causal structure would require unlikely adjustments. For the case where the distribution is only close to a second order model it is hard to analyze how close it should be to justify our causal conclusion. The answer to this question is left to the future.

Meteorological data

Experiment No. 1 considers the altitude and average temperature of 675 locations in Germany [28]. The statistical dependence between both variables is very obvious from scatter plots and one observes an almost linear decrease

of the temperature with increasing altitude. The fact that a significant part of the points are close to altitude 0 (i.e., the minimal value) is important for identifiability of the causal direction because the restriction of the domain to positive values can only be relevant in this case.

Experiment No. 2 studies the relation between altitude and precipitation of 4748 locations in Germany [28]. Here both variables are positive-valued, which also leads to different models in the two directions.

In experiment No. 3, we were given the daily temperature averages of 9162 consecutive days between 1979 and 2004 in Furtwangen, Germany [29]. The seasonal cycle leads to a strong statistical dependence between the variable **day in the year** (represented as a point on the unit circle $S^1 \subset \mathbb{R}^2$) and **temperature**, where the former should be considered as the cause since it describes the position of the earth on its orbit around the sun.

Human categorization

Our experiments No. 4 and No. 5 consider two datasets from the same psychological experiment on human categorization. The subjects are shown artificially generated faces that interpolate between male and female faces [30]. The interpolation corresponds to switching a parameter between 1 and 15 (in integer steps). The subjects are asked to decide whether the face is male (**answer**=0) or female (**answer**=1). The experimentalist has chosen parameter values according to a uniform distribution on $\{1, \dots, 15\}$.

No. 4 studies the relation between **parameter** and **answer**. Since the experimentalist chose uniform distribution over $\{1, \dots, 15\}$ and the dependence of the probability for **answer**=1 is close to a sigmoid function, the empirical distribution is here very close to the second order model corresponding to the correct causal structure **parameter** \rightarrow **answer**.

Our experiment No. 5 studies the relation between the response time and the parameter values. Since the response time is minimal for both extremes in the parameter values, we have strongly non-linear interactions that cannot be captured by second-order models. It is therefore not surprising that there is no decision in this case.

Census data

Experiments No. 6 and No. 7 consider census data from 35.326 persons in the USA [31]. In No. 6, the relation between age and marital status is studied. The latter takes the two values 0 for never married and 1 for married, divorced, or widowed. No. 7 considers the relation between gender

and income. Here we assume that the gender is almost randomized by nature and there we thus expect no confounding to any observable variable.

Constituents of wine

Experiment No.8 considers the concentration of proline in wine from two different cultivars. We assume that the binary variable **cultivar** is the cause, even though one cannot exclude that the proline level (if relevant for the taste) directly influenced the decision of the cultivar to choose this sort of wine.

List of results

The results are shown in the below table. The ground truth is always that variable 1 influences variable 2, i.e., we have one wrong result and no decision in two cases.

No.	variable 1, domain	variable 2, value set	L_{\rightarrow}	L_{\leftarrow}	result
1	altitude, \mathbb{R}^+	temperature, \mathbb{R}	3.3697	3.4366	\rightarrow
2	altitude, \mathbb{R}^+	precipitation, \mathbb{R}^+	3.5885	3.6343	\rightarrow
3	day of the year, S^1	temperature, \mathbb{R}	5.7448	5.7527	\rightarrow
4	parameter, $\{1, \dots, 15\}$	answer, $\{0, 1\}$	4.1143	3.1150	\rightarrow
5	parameter, $\{1, \dots, 15\}$	time, \mathbb{R}^+	3.9873	3.9873	?
6	age, \mathbb{R}^+	marital status, $\{0, 1\}$	4.9918	4.9920	?
7	sex, $\{0, 1\}$	income, \mathbb{R}^+	3.8770	3.8758	\leftarrow
8	cultivar, $\{0, 1\}$	proline, \mathbb{R}^+	3.9209	3.9496	\rightarrow

6 Discussion and relations to independence-based causal inference

In section 4 we have shown for a special case that the model $X \rightarrow Y$ must be rejected if there is a second order model from Y to X because it required specific mutual adjustments of $p(x)$ and $p(y|x)$ to admit such a model. We have already mentioned that this is the same idea as rejecting unfaithful distributions. Indeed, [15] argued that the Markov kernels in unfaithful distributions share algorithmic information. Hence algorithmic information theory provides a unifying framework for independence-based approaches and those that impose constraints on the shapes of conditional densities.

The following example makes this link even closer because it shows that in some situations the same constraints on a joint distribution may appear

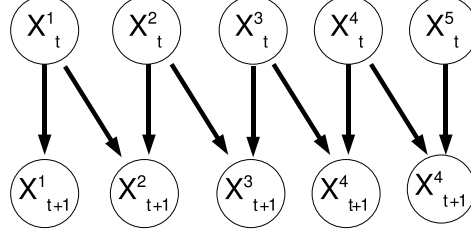


Figure 5: Two Layers in the causal chain. If the components are only influenced by horizontally adjacent ones from the layer above, the Markov condition further simplifies the forward time conditional.

as *independence* constraints from one point of view and as constraints on the *shape* of conditionals from an other perspective. Consider the causal chain

$$X_1 \rightarrow X_2 \rightarrow \cdots \rightarrow X_n, \quad (22)$$

where every X_j is a vector of dimension d . Structures of this kind occur, for instance, if X_j represents the state of some system at time t and the dynamics is generated by a first order Markov process. Due to the causal Markov condition the joint distribution factorizes into

$$p(x_1)p(x_2|x_1) \cdots p(x_n|x_{n-1}),$$

but no constraints are imposed on the conditionals $p(x_j|x_{j-1})$.

Assume now we consider each component $X_j^{(i)}$ of layer j as a variable in its own right and thus obtain a causal structure between $\tilde{n} := nd$ variables. Assuming that no component $X_j^{(i)}$ is influenced by components of the same layer, $p(x_j|x_{j-1})$ must be of the form

$$p(x_j|x_{j-1}) = \prod_{i=1}^d p(x_j^{(i)}|x_{j-1}). \quad (23)$$

Moreover, if we assume that every $X_j^{(i)}$ is only influenced by some of the variables in the previous layer, the conditional further simplifies into

$$p(x_j|x_{j-1}) = \prod_{i=1}^d p(x_j^{(i)}|pa_{ji}),$$

where pa_{ji} denote the values of PA_{ij} , i.e., the parents of $X_j^{(i)}$ (Fig. 5). Hence,

the fine-structure of the causal graph imposes constraints on $p(x_j|x_{j-1})$ that are not imposed by the coarse-grained structure.

Assume we are given data from the above time series, but it is not known whether the true causal structure reads

$$X_n \rightarrow X_{n-1} \rightarrow \cdots \rightarrow X_1,$$

or the one in (22). When resolving the vectors in their components, we have to reject the latter hypothesis because the independences

$$X_j^{(i)} \perp\!\!\!\perp X_j^{(i')} | X_{j-1} \quad (24)$$

would violate faithfulness. From the coarse-grained perspective, we can only reject the causal hypothesis by imposing an appropriate simplicity principle of conditionals. Then we conclude that (22) is more likely to be true because the Markov kernels are simpler because they satisfy eq. (24). Finding further useful simplicity constraints has to be left to the future.

7 Appendix

7.1 Matrix for $p(y|x)$

We have:

$$\begin{aligned} \log p_{\sigma,\nu,\alpha,\beta}(y|x=1) &= -\log \sigma - \log \sqrt{2\pi} - \frac{(y-\nu)^2}{2\sigma^2} - \log \left(e^{2\alpha y+2\beta} + 1 \right) \\ &\quad - \log p_{\sigma,\nu,\alpha,\beta}(x=1). \end{aligned}$$

Hence

$$\begin{aligned} \frac{\partial \log p_{\eta}(y|x=1)}{\partial \nu} &= -\frac{y-\nu}{\sigma^2} - \frac{\partial \log p_{\eta}(x=1)}{\partial \nu} &=: h_1(y) \\ \frac{\partial \log p_{\eta}(y|x=1)}{\partial \sigma} &= -\frac{1}{\sigma} + \frac{(y-\nu)^2}{\sigma^3} - \frac{\partial \log p_{\eta}(x=1)}{\partial \sigma} &=: h_2(y) \\ \frac{\partial \log p_{\eta}(y|x=1)}{\partial \alpha} &= -2y \frac{e^{2\alpha y+2\beta}}{e^{2\alpha y+2\beta}+1} - \frac{\partial \log p_{\eta}(x=1)}{\partial \alpha} &=: h_3(y) \\ \frac{\partial \log p_{\eta}(y|x=1)}{\partial \beta} &= -2 \frac{e^{2\alpha y+2\beta}}{e^{2\alpha y+2\beta}+1} - \frac{\partial \log p_{\eta}(x=1)}{\partial \beta} &=: h_4(y), \end{aligned}$$

Intuitively, it is quite evident that the functions h_j are linearly independent for generic η because h_1 contains linear terms in y , h_2 is a polynomial of degree two in y , h_3 contains y and an expression with an exponential function in the denominator, h_4 contains only the exponential expression in the denominator. We can thus find points y_1, \dots, y_4 such that the row vectors $(h_j(y_1), h_j(y_2), h_j(y_3), h_j(y_4))$ are linearly independent. Instead of proving

this directly (which would involve derivatives of the logarithms of marginals), we use the following indirect argument: Choose 5 values y'_0, \dots, y'_4 and consider the rows

$$[h_j(y'_0), h_j(y'_1), \dots, h_j(y'_4)] \quad j = 1, \dots, 4. \quad (25)$$

Consider the projection of \mathbb{R}^5 onto the quotient space $\mathbb{R}^5/\mathbb{R}(1, 1, 1, 1, 1)$ and represent the images of the vectors (25) by

$$[h_j(y'_1) - h_j(y'_0), h_j(y'_2) - h_j(y'_0), \dots, h_j(y'_4) - h_j(y'_0)] \quad j = 1, \dots, 4.$$

Check that these 4 vectors are linearly independent (which can fortunately be done without computing the derivatives of $\log_{\sigma, \nu, \alpha, \beta} p(x=1)$), hence the row vectors (25) are independent, too. We can thus select 4 values y_1, \dots, y_4 from y'_0, \dots, y'_4 such that the rows $(h_j(y_1), \dots, h_j(y_4))$ are independent. We have numerically checked this for $\nu = \sigma = \alpha = \beta = 1, y'_j = j$.

7.2 Matrix for $p(y)$

The coefficients of $\nabla p_\theta(y)$ read:

$$\begin{aligned} \frac{\partial p_\theta(y)}{\partial \gamma} &= \frac{1}{\sqrt{2\pi\rho}} \left(-e^{-\frac{(y-\nu_0)^2}{2\rho^2}} + e^{-\frac{(y-\nu_1)^2}{2\rho^2}} \right) \\ \frac{\partial p_\theta(y)}{\partial \nu_0} &= \frac{1}{\sqrt{2\pi\rho}} \frac{(1-\gamma)(y-\nu_0)}{\rho^2} e^{-\frac{(y-\nu_0)^2}{2\rho^2}} \\ \frac{\partial p_\theta(y)}{\partial \nu_1} &= \frac{1}{\sqrt{2\pi\rho}} \frac{\gamma(y-\nu_1)}{\rho^2} e^{-\frac{(y-\nu_1)^2}{2\rho^2}} \\ \frac{\partial p_\theta(y)}{\partial \rho} &= \frac{1}{\sqrt{2\pi\rho}} \left\{ (1-\gamma) \left(\frac{(y-\nu_0)^2}{\rho^3} - \frac{1}{\rho} \right) e^{-\frac{(y-\nu_0)^2}{2\rho^2}} \right. \\ &\quad \left. + \gamma \left(\frac{(y-\nu_1)^2}{\rho^3} - \frac{1}{\rho} \right) e^{-\frac{(y-\nu_1)^2}{2\rho^2}} \right\}. \end{aligned}$$

The vectors are linearly independent for the points $y_j = j$ for $j = 1, \dots, 4$ with $\gamma = 1/2, \nu_0 = 0, \nu_1 = 1, \rho = 1$.

7.3 Matrix for $p(x|y)$

Introducing the function h with

$$h_y(\eta) := \beta e^{\alpha y} + 1$$

we have

$$p_\eta(x = 1|y) = 1/h_y(\eta)$$

and thus

$$\nabla p_\eta(x = 1|y) = -\frac{1}{h_y^2(\eta)}\nabla h_y(\eta),$$

with

$$\frac{\partial h_y(\eta)}{\partial \alpha} = y\beta e^{\alpha y} \quad \text{and} \quad \frac{\partial h_y(\eta)}{\partial \beta} = e^{\alpha y}.$$

Since the functions $h_1(y) := y\beta e^{\alpha y}$ and $h_2(y) := e^{\alpha y}$ are linearly independent for generic α, β , we can obviously find values y_1, y_2 such that $\nabla p_\eta(x = 1|y_1)$ and $\nabla p_\eta(x = 1|y_2)$ are linearly independent.

Acknowledgements

Thanks to Bastian Steudel and Jonas Peters for several comments on an earlier version.

References

- [1] P. Spirtes, C. Glymour, and R. Scheines. *Causation, prediction, and search (Lecture notes in statistics)*. Springer-Verlag, New York, NY, 1993.
- [2] J. Pearl. *Causality: Models, reasoning, and inference*. Cambridge University Press, 2000.
- [3] S. Lauritzen. *Graphical Models*. Clarendon Press, Oxford, New York, Oxford Statistical Science Series edition, 1996.
- [4] P. Spirtes, C. Glymour, and R. Scheines. *Causation, Prediction, and Search*. Lecture Notes in Statistics. Springer, New York, 1993.
- [5] Y. Kano and S. Shimizu. Causal inference using nonnormality. In *Proceedings of the International Symposium on Science of Modeling, the 30th Anniversary of the Information Criterion*, pages 261–270, Tokyo, Japan, 2003.
- [6] S. Shimizu, A. Hyvärinen, Y. Kano, and P. O. Hoyer. Discovery of non-Gaussian linear causal models using ICA. In *Proceedings of the 21st Conference on Uncertainty in Artificial Intelligence*, pages 526–533, Edinburgh, UK, 2005.

- [7] R. Silva, R. Scheines, C. Glymour, and P. Spirtes. Learning the structure of linear latent variable models. *Journal of Machine Learning Research*, 7:191–246, 2006.
- [8] P. Hoyer, D. Janzing, J. Mooij, J. Peters, and B. Schölkopf. Nonlinear causal discovery with additive noise models. In D. Koller, D. Schuurmans, Y. Bengio, and L. Bottou, editors, *Proceedings of the conference Neural Information Processing Systems (NIPS) 2008*, Vancouver, Canada, 2009. MIT Press. http://books.nips.cc/papers/files/nips21/NIPS2008_0266.pdf.
- [9] J. Mooij, D. Janzing, J. Peters, and B. Schölkopf. Regression by dependence minimization and its application to causal inference. In *Proceedings of the International Conference on Machine Learning, Montreal*, 2009. to appear.
- [10] D. Janzing, J. Peters, J. Mooij, and B. Schölkopf. Identifying latent confounders using additive noise models. In *Proceedings of the Conference Uncertainty in Artificial Intelligence*, Montreal, 2009.
- [11] K. Zhang and A. Hyvärinen. Distinguishing cause and effect using non-linear acyclic models. In *To appear in: Proceedings of the NIPS 2008 workshop “Causality: Objectives and Assessment”*, 2009. http://videlectures.net/coa08_zhang_hyvarinen_dcfu/.
- [12] K. Zhang and A. Hyvärinen. On the identifiability of the post-nonlinear causal model. In *Proceedings of the 25th Conference on Uncertainty in Artificial Intelligence*, Montreal, Canada, 2009.
- [13] X. Sun, D. Janzing, and B. Schölkopf. Causal inference by choosing graphs with most plausible Markov kernels. In *Proceedings of the 9th International Symposium on Artificial Intelligence and Mathematics*, pages 1–11, Fort Lauderdale, FL, 2006.
- [14] J. Comley and D. Dowe. General Bayesian networks and asymmetric languages. in P. Grünwald, I. Myung, and M. Pitt (eds). *Advances in Minimum description length: Theory and applications*, MIT Press, 2005.
- [15] J. Lemeire and E. Dirkx. Causal models as minimal descriptions of multivariate systems. <http://parallel.vub.ac.be/~jan/>, 2006.
- [16] D. Janzing and B. Schölkopf. Causal inference using the algorithmic Markov condition. <http://arxiv.org/abs/0804.3678>, 2008.

- [17] H. Federer. *Geometric measure theory*. Springer Verlag, New York, 1969.
- [18] M. P. Friedlander and M. R. Gupta. On minimizing distortion and relative entropy. *IEEE Transactions on Information Theory*, 52(1):238–245, 2006.
- [19] D. Janzing. On causally asymmetric versions of Occam’s Razor and their relation to thermodynamics. <http://arxiv.org/abs/0708.3411v2>, 2008.
- [20] S. Amari. Information geometry on hierarchy of probability distributions. *IEEE Transactions on Information Theory*, 47(5):1701–1711, 2001.
- [21] X. Sun and D. Janzing. Exploring the causal order of binary variables via exponential hierarchies of Markov kernels. In *Proceedings of the European Symposium on Artificial Neural Networks 2007*, pages 441–446, Bruges, Belgium, 2007.
- [22] A. Kolmogorov. Three approaches to the quantitative definition of information. *Problems Inform. Transmission*, 1(1):1–7, 1965.
- [23] R. Solomonoff. A preliminary report on a general theory of inductive inference. *Technical report V-131*, Report ZTB-138 Zator Co., 1960.
- [24] G. Chaitin. On the length of programs for computing finite binary sequences. *J. Assoc. Comput. Mach.*, 13:547–569, 1966.
- [25] M. Li and P. Vitányi. *An Introduction to Kolmogorov Complexity and its Applications*. Springer, New York, 1997.
- [26] P. Gacs, J. Tromp, and P. Vitányi. Algorithmic statistics. *IEEE Trans. Inf. Theory*, 47(6):2443–2463, 2001.
- [27] Joris Mooij, Dominik Janzing, and Bernhard Schölkopf. Distinguishing between cause and effect (NIPS 2008 causality competition).
- [28] Deutscher Wetterdienst. Website of the German weather service. <http://www.dwd.de/>, 2009.
- [29] B. Janzing. Temperature data of Furtwangen, Germany. *Archive*, 2005.
- [30] R. Armann and I. Bühlhoff. Male or female? The sex of a face is only perceived categorically when linked to its identity. *in preparation*, 2009.

- [31] D. Freedman. Census data. 1995.
<http://www.stat.berkeley.edu/~census/>.