

Fluctuations and stochastic processes in one-dimensional many-body quantum systems

H.-P. Stimming¹, N. J. Mauser¹, J. Schmiedmayer² and I. E. Mazets^{1,2,3}
¹Wolfgang Pauli Institute c/o Univ. Wien, Nordbergstrasse 15, 1090 Vienna, Austria
²Atominstytut – TU Wien, Stadionallee 2, 1020 Vienna, Austria
³Ioffe Physico-Technical Institute, 194021 St.Petersburg, Russia
(Dated: August 26, 2018)

We study the fluctuation properties of a one-dimensional many-body quantum system composed of interacting bosons, and investigate the regimes where quantum noise or, respectively, thermal excitations are dominant. For the latter we develop a semiclassical description of the fluctuation properties based on the Ornstein-Uhlenbeck stochastic process. As an illustration, we analyze the phase correlation functions and the full statistical distributions of the interference between two one-dimensional systems, either independent or tunnel-coupled and compare with the Luttinger-liquid theory.

PACS numbers: 03.75.Hh, 67.85.-d

Measurement of fluctuations and their correlations yields important information on regimes and phases of many-body quantum systems [1]. In ultracold atomic systems, these correlations revealed the Mott insulator phase of bosonic [2] and fermionic [3] atoms in optical lattices, they allowed detection of correlated atom pairs in spontaneous four-wave mixing of two colliding Bose-Einstein condensates [4] and Hanbury-Brown-Twiss correlation for non-degenerate metastable ³He and ⁴He atoms [5] and in atom lasers [6]. Furthermore, they have allowed studies of dephasing [7] and have been employed as noise thermometer [8, 9].

A key question in the physics of many-body quantum systems at finite temperature is how much of the observed fluctuations and their correlations are fundamentally quantum, and which are caused by the thermal excitations in the system. In the present Letter we address this problem starting from a description of the excitations in the system and their occupation numbers. This allows us to directly explore the contributions of quantum (ground state) noise and thermal excitations.

We consider a quantum degenerate spin-polarized gas of bosonic atoms in an extremely anisotropic trap, with transversal confinement frequency ω_{\perp} much larger than the longitudinal confinement frequency ω_{\parallel} (typically $\omega_{\perp}/\omega_{\parallel} > 1000$). If both the temperature T and the mean-field interaction energy per atom are small compared to the radial confinement ($k_{\text{B}}T \ll \hbar\omega_{\perp}$, $n_{1\text{D}}a_s \ll 1$, where $n_{1\text{D}}$ is the linear atom-number density and a_s is the atomic s -wave scattering length), the atomic motion is confined to the radial ground state of the trapping potential. In this 1D regime a “quasi-condensate” emerges, which can be characterized by a macroscopic wave function with a fluctuating phase [10–12].

The statistical properties of the fluctuating phase are the focus of this study. They can be probed by interfering two identically prepared 1D systems by creating quasi-condensates in two parallel, identical traps [13]. When released they expand freely, overlap and interfere. The

local phase of the interference reflects the fluctuating relative phase $\theta(z)$ of the quasi-condensates. The fluctuations in $\theta(z)$ manifest themselves in the phase correlation function $C_{\theta}(z - z') = \langle \exp[i\theta(z) - i\theta(z')] \rangle$. The full distribution function of the interference contrast has been derived in Refs. [14, 15].

In our investigation we consider the general case of two 1D quasi-condensates which can be tunnel-coupled to each other, described by the effective Hamiltonian [16]

$$\hat{\mathcal{H}} = \int dz \left\{ \sum_{j=1}^2 \left[\hat{\psi}_j^{\dagger}(z) \hat{\mathcal{T}} \hat{\psi}_j(z) + \frac{g}{2} \hat{\psi}_j^{\dagger 2}(z) \hat{\psi}_j^2(z) \right] - \hbar J \left[\hat{\psi}_1^{\dagger}(z) \hat{\psi}_2(z) + \hat{\psi}_2^{\dagger}(z) \hat{\psi}_1(z) \right] \right\}. \quad (1)$$

Here $\hbar J$ is the tunnel-coupling matrix element, $\hat{\mathcal{T}} = -[\hbar^2/(2m)]\partial^2/\partial z^2 - \tilde{\mu}$ with the chemical potential $\tilde{\mu} = gn_{1\text{D}} - \hbar J$, and $g = 2\hbar\omega_{\perp}a_s$ is the atomic 1D interaction strength in the limit $n_{1\text{D}}a_s \ll 1$ [17].

We study this system based on the description of the quasi-condensate properties by a spectrum of Bogoliubov-type modes [18], which are free-particle-like in the short-wavelength limit and phonon-like in the long-wavelength limit [19]. We model the “experimental” realizations of the atomic quasi-condensate fields by implementing a numerical scheme for generating the initial conditions in the truncated Wigner approximation [20, 21] and represent their wave functions as $\psi_j(z) = \sqrt{n_{1\text{D}} + \delta n_j(z)} \exp[i\phi_j(z)]$, $j = 1, 2$, where ϕ_j and δn_j are the local phase and density fluctuations, respectively. We decompose these fluctuations into waves corresponding to elementary excitations of two coupled quasi-condensates by means of an extension of the approach by Mora-Castin [18] as developed by Whitlock and Bouchoule [16]. The amplitudes and node positions of these waves are chosen randomly, assuming the Bose-Einstein statistics of the elementary excitations. In particular, the

relative phase $\theta(z) \equiv \phi_1(z) - \phi_2(z)$ is modeled as

$$\theta(z) = \sqrt{2/(n_{1D}L_{\max})} \sum_{k \neq 0} [(\eta_k + 2gn_{1D})/\eta_k]^{1/4} \times \sqrt{\mathcal{B}_k |\ln \xi_k|} \sin(kz + 2\pi\xi'_k), \quad (2)$$

where ξ_k, ξ'_k are random numbers (obtained by a pseudo-random number generator) uniformly distributed between 0 and 1, $\eta_k = (\hbar k)^2/(2m) + 2\hbar J$ and the summation is taken over the discrete spectrum of wave vectors k equal to (both positive and negative) multiples of $2\pi/L_{\max}$ [19]. A similar expansion holds for the density fluctuations. The explicit dependence of the wave amplitude on the random numbers ξ_k reflects the statistics of the occupation numbers of the elementary-excitation modes. To include both thermal and quantum fluctuations (zero-point oscillations of the atomic field):

$$\mathcal{B}_k = 2^{-1} \coth[\varepsilon_k/(2k_B T)], \quad (3)$$

where $\varepsilon_k = \sqrt{\eta_k(\eta_k + 2gn_{1D})}$ is the energy of the elementary excitation. We refer the use of Eq. (3) to as the “full Bogoliubov approach”. Alternatively, if we choose to neglect the quantum fluctuations:

$$\mathcal{B}_k \approx k_B T/\varepsilon_k. \quad (4)$$

We first analyze the full Bogoliubov approach and calculate the full distribution function of the contrast following [14, 15]: The interference pattern integrated over a sampling length L is characterized by the complex amplitude operator $\hat{A}(L)$ [22]. Each experimental run yields probabilistically a complex value $A(L)$. The expectation value $\langle \hat{A}(L) \rangle$ is zero, but $\langle \hat{A}(L)^\dagger \hat{A}(L) \rangle \equiv \langle |A(L)|^2 \rangle$ is not. It is convenient to study the statistical distribution $W(\alpha)$ where $\alpha \equiv |A(L)|^2/\langle |A(L)|^2 \rangle$ is the square of the absolute value of the integrated contrast scaled to its mean.

Using Eq. (3) we generated integrated contrast distributions for a wide range of parameters. In Fig. 1 we display $W(\alpha)$ as a function of the sampling length, both for zero and for non-zero coupling. The calculations have been done for $L_{\max} = 100 \mu\text{m}$ and 60 modes taken into account (increasing of the number of modes to 120 does not change the results significantly).

In the special case of zero tunnel coupling between the condensates ($J = 0$), statistical independence of fluctuations in each quasi-condensate allows to separate correlations:

$$\langle |A(L)|^2 \rangle = \int_0^L dz \int_0^L dz' \langle \hat{\psi}_1^\dagger(z) \hat{\psi}_1(z') \rangle \langle \hat{\psi}_2^\dagger(z') \hat{\psi}_2(z) \rangle,$$

and a general formula for the computation of all the moments of $W(\alpha)$ can be found from the Luttinger-liquid formalism [14, 15]. The stochastic properties of $W(\alpha)$ are then determined by a single dimensionless parameter $\kappa_T L$, where $\kappa_T = mk_B T/(\hbar^2 n_{1D})$ is the inverse thermal

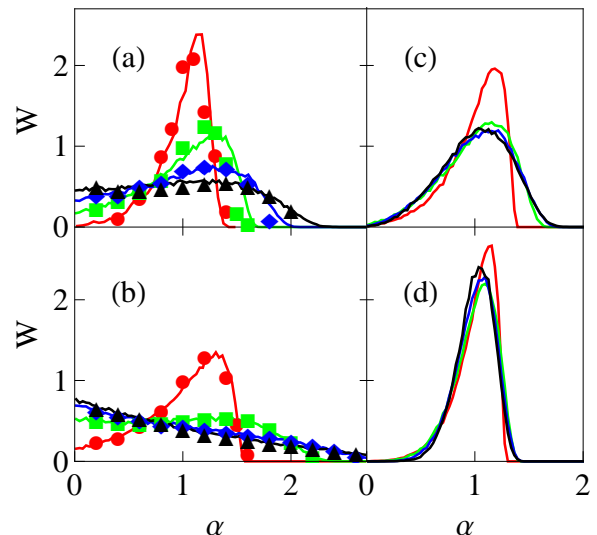


FIG. 1: (Color online). Interference contrast distribution $W(\alpha)$ of a ^{87}Rb quasi condensate with $n_{1D} = 59 \mu\text{m}^{-1}$ and $\omega_{\perp} = 2\pi \times 3 \text{ kHz}$ as a function of the sampling length L for (a) $T = 31 \text{ nK}$, $J = 0$, (b) $T = 60 \text{ nK}$, $J = 0$, (c) $T = 60 \text{ nK}$, $J = 2\pi \times 1 \text{ Hz}$, and (d) $T = 60 \text{ nK}$, $J = 2\pi \times 3 \text{ Hz}$. Lines represent the results of the full Bogoliubov modeling for $L = 10 \mu\text{m}$ (red), $24 \mu\text{m}$ (green), $37 \mu\text{m}$ (blue), and $51 \mu\text{m}$ (black). Symbols (circles, squares, diamonds, up triangles) of the respective colors show the results of the Luttinger liquid approach [9] for the same values of L and $J = 0$.

coherence length, m is the mass of the atom. For ^{87}Rb $\kappa_T \approx 1.815 \mu\text{m}^{-1}(T/100 \text{ nK})(10 \mu\text{m}^{-1}/n_{1D})$. There is very good agreement between the full Bogoliubov calculations and the Luttinger liquid formalism, and one observes (Fig. 1a,b) the characteristic change between a Gumbel-like distribution to an exponential distribution as the ratio of the averaging length to the characteristic phase-coherence length grows [9]

If $J \neq 0$ and large enough (i.e. $J \sim 2\pi \times 1 \text{ Hz}$ for the typical experimental range of n_{1D} , T , and L), we observe a different picture: the distribution $W(\alpha)$ stabilizes at some peaked shape and preserves this shape as L grows further, (Fig. 1c,d). This is characteristic for the *phase locking* between the two matter waves. Since the Luttinger liquid approach [14, 15] is based on the assumption of statistical independence of fluctuations in the two quasi-condensates, it can not easily be extended to the tunnel-coupled systems described by Eq. (1).

We can now study the effect of quantum fluctuation by using Eq. (4) instead of Eq. (3). For weakly interacting 1D systems the differences are small (Fig. 2).

This observation suggests a simple semiclassical description of the noise properties at distances longer than the healing length $\zeta_h = \mathcal{K}/(\pi n_{1D})$ (Luttinger parameter $\mathcal{K} = \pi\hbar\sqrt{n_{1D}}/(mg)$), where density fluctuations are suppressed and the main contribution to noise comes from fluctuations of the relative phase $\theta(z)$. For ther-

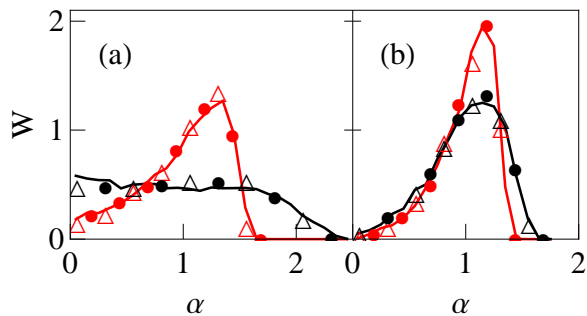


FIG. 2: (Color online). Interference contrast distribution $W(\alpha)$ for (a) $\kappa_T L_J \rightarrow \infty$ and (b) $\kappa_T L_J = 1.0$. Solid lines display the results of the Ornstein-Uhlenbeck stochastic process modelling for $\kappa_T L = 1.85$ (red) and 4.43 (black). Results of the full Bogoliubov [Eq. (3)] simulations and Bogoliubov simulations without quantum noise [Eq. (4)] are shown by triangles and circles, respectively.

mal excitations, the fluctuations of $\theta(z)$ are Gaussian and their autocorrelation function is [16]:

$$\langle \theta(z)\theta(z') \rangle = \kappa_T l_J \exp(-|z - z'|/l_J), \quad (5)$$

with $l_J = \frac{1}{2}\sqrt{\hbar/(mJ)}$. For ^{87}Rb $l_J \approx 5.367 \mu\text{m} \sqrt{J_1/J}$, where $J_1 \equiv 2\pi \times 1 \text{ Hz}$. Eq. (5) is valid under the following assumptions: (i) we can neglect atom shot noise [23], (ii) the density fluctuations are suppressed, (iii) *quantum* fluctuations of the phase can be neglected, and the mean occupation number for the given mode is taken in the classical (Boltzmannian) limit Eq. (4). The relative phase evolution along z can be described by an Ornstein-Uhlenbeck stochastic process [24], where the coordinate z plays the role of time:

$$\frac{d}{dz}\theta(z) = -\frac{1}{l_J}\theta(z) + f(z). \quad (6)$$

Here $f(z)$ is the random force with the properties $\langle f(z) \rangle = 0$, $\langle f(z_1)f(z_2) \rangle = 2\kappa_T \delta(z_1 - z_2)$, and l_J^{-1} plays the role of the friction coefficient. The local variance of the relative phase should not depend on z and the initial value $\theta(z')$ is distributed according to a Gaussian with zero mean and variance $\langle \theta^2(z') \rangle = \kappa_T l_J$, i.e., the stationary distribution following from Eq. (6).

This leads to a very simple and efficient way to calculate the fluctuation properties. We propagate $\theta(z)$ from $z = 0$ to $z = L$ using an exact updating formula for Eq. (6) [25] and compute for each run the complex phase [26]. A statistical analysis of the full distribution function of α on the ensemble of runs shows a very good agreement between the Bogoliubov simulations and the stochastic process modeling (Fig. 2).

For which parameters and observables are the fundamental quantum fluctuations in 1D systems observable?

We first analyze the modification of the full distribution function $W(\alpha)$. The contribution of quantum noise

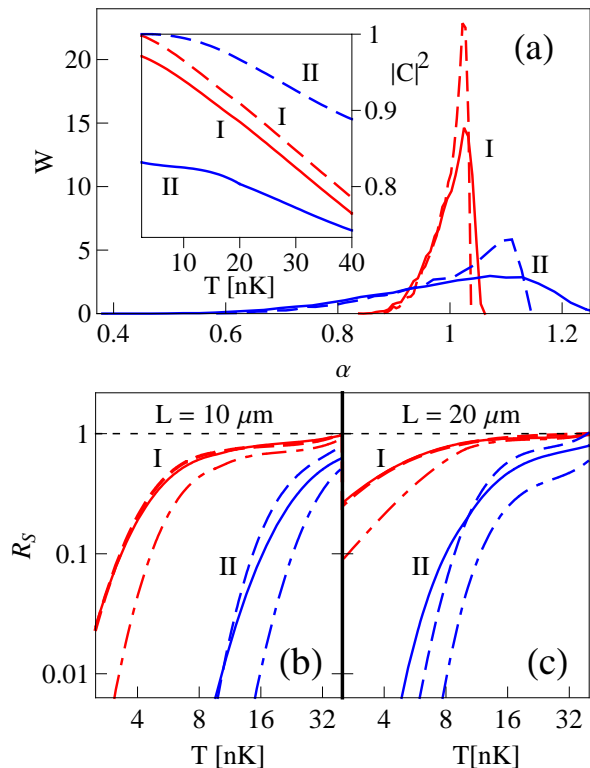


FIG. 3: (Color online). (a) Interference contrast distribution $W(\alpha)$ for ^{87}Rb atoms, $n_{1D} = 60 \mu\text{m}^{-1}$, $J = 0$, and $L = 10 \mu\text{m}$ calculated for both thermal and quantum fluctuations (solid line) and thermal fluctuations only (dashed line) for two different parameter sets: $T = 10 \text{ nK}$, $\omega_{\perp} = 2\pi \times 3 \text{ kHz}$ (I, red) and $T = 40 \text{ nK}$, $\omega_{\perp} = 2\pi \times 60 \text{ kHz}$ (II, blue). The inset shows the temperature dependence of $|C|^2 \equiv \langle |A(L)|^2 \rangle / L^2$ (the average square of the dimensionless coherence factor) for the respective cases. (b) Ratio of the centered s th order momenta R_s for $s = 2$ (solid line), $s = 3$ (dashed line; hardly distinguishable from $s = 2$ in the case I) and $s = 4$ (dot-dashed line) as a function of temperature for two parameter sets at $L = 10 \mu\text{m}$. Quantum fluctuations manifest themselves in $R_s < 1$. (c) The same as in (b) but for $L = 20 \mu\text{m}$. The effects of atomic shot noise on $\langle |A(L)|^2 \rangle$ and $W(\alpha)$ are not taken into account.

will be detectable in $W(\alpha)$ at very low temperatures $k_B T \ll \mu$ and short length scales $L \approx 10 \mu\text{m}$ (Fig. 3). It can be quantified by the ratio $R_s = \langle (\alpha - 1)^s \rangle_{\text{th}} / \langle (\alpha - 1)^s \rangle_{\text{q}}$ where the averages $\langle \dots \rangle_{\text{q}}$ and $\langle \dots \rangle_{\text{th}}$ are obtained by either the full Bogoliubov approach including quantum fluctuations [Eq. (3)] or considering only thermal fluctuations [Eq. (4)], respectively (Fig. 3b,c). If the quantum noise is negligible, then $R_s = 1$.

We can quantify the relative contribution of thermal and quantum noise by examining the phase correlation function $C_{\theta}(z - z') = \langle \exp[i(\theta(z) - \theta(z'))] \rangle \equiv \exp[-\mathcal{A}(|z - z'|)]$. The function \mathcal{A} that governs the decay of correlations, can be represented as a sum of the quantum (q) and thermal (th) parts: $\mathcal{A} = \mathcal{A}_{\text{q}} + \mathcal{A}_{\text{th}}$. In the case of uncoupled quasi-condensates ($J = 0$) both

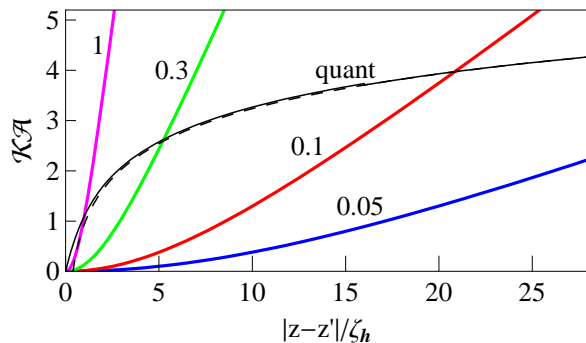


FIG. 4: (Color online). The universal (dimensionless) functions $\mathcal{K}\mathcal{A}_{\text{th}}$ and $\mathcal{K}\mathcal{A}_{\text{q}}$ as a function of distance (in units of healing length) for uncoupled quasicondensates. Thin solid line: contribution of the quantum noise; dashed line: its logarithmic asymptotics. Thick lines: contributions of the thermal noise; the curves are labelled by the respective values of $k_{\text{B}}T/(gn_{1\text{D}}) = 1, 0.3, 0.1, \text{ and } 0.05$.

have the same dependence on the Luttinger parameter, they are proportional to \mathcal{K}^{-1} . Consequently, $\mathcal{K}\mathcal{A}_{\text{q}}$ and $\mathcal{K}\mathcal{A}_{\text{th}}$ are universal functions, depending on $k_{\text{B}}T/(gn_{1\text{D}})$ and $|z - z'|/\zeta_{\text{h}}$ only. In Fig. 4 we plot these functions.

Analyzing both contributions $\mathcal{A}_{\text{th,q}}$ to \mathcal{C}_{θ} we find: At small distances $\partial\mathcal{A}_{\text{th,q}}/\partial|z - z'| \rightarrow 0$; for distances $|z - z'| \gtrsim \zeta_{\text{h}}gn_{1\text{D}}/(k_{\text{B}}T)$ we recover the linear asymptotics $\mathcal{A}_{\text{th}} \approx \kappa_T|z - z'|$. In contrast \mathcal{A}_{q} is linear in $|z - z'|$ up to the healing length ζ_{h} , for larger distances we obtain the asymptotics $\mathcal{A}_{\text{q}} \approx \frac{1}{\mathcal{K}} \ln[8|z - z'|/(\pi\zeta_{\text{h}})]$, i.e. $\mathcal{C}_{\theta} \propto |z - z'|^{-1/\mathcal{K}}$.

Consequently thermal fluctuations become dominant at $|z - z'| \gtrsim \zeta_{\text{h}}gn_{1\text{D}}/(k_{\text{B}}T) = \pi/(\kappa_T\mathcal{K})$. These estimations of the relative contribution of the quantum noise are also valid for coupled systems with $l_J \gg \pi/(\kappa_T\mathcal{K})$.

To conclude, we have studied the fluctuation properties in samples of interacting quantum degenerate 1D bosons. In contrast to previous work [9, 14, 15], our approach allows also to investigate also tunnel coupled, phase-locked 1D systems, and provides a clear distinction between contributions of fundamental quantum noise and thermal excitations. In addition we show that on length scales $|z| \gtrsim \pi/(\kappa_T\mathcal{K})$, where the fluctuations are dominated by thermal excitations, these systems can be described to a very good approximation by a simple semiclassical model based on the spatial evolution of the relative phase according to an Ornstein-Uhlenbeck stochastic process with Gaussian phase fluctuations. We expect that one can find similar semiclassical models for many other quantum degenerate systems at finite temperature, such as 1D spinor systems [27].

This work was supported by the Austrian Ministry of Science via its grant for the WPI, by the WWTF (Viennese Science Fund, Project No. MA-45), and by the FWF (projects No. Z118-N16 and No. M1016-N16).

-
- [1] E. Altman, E. Demler, and M. D. Lukin, Phys. Rev. A **70**, 013603 (2004).
 - [2] S. Fölling *et al.*, Nature **434**, 481 (2005).
 - [3] U. Schneider *et al.*, Science **322**, 1520 (2008).
 - [4] A. Perrin *et al.*, Phys. Rev. Lett. **99**, 150405 (2007).
 - [5] T. Jelts *et al.*, Nature **445**, 402 (2007).
 - [6] A. Öttl, S. Ritter, M. Köhl, and T. Esslinger, Phys. Rev. Lett. **95**, 090404 (2005).
 - [7] S. Hofferberth *et al.*, Nature **449**, 324 (2007).
 - [8] R. Gati, B. Hemmerling, J. Fölling, M. Albiez, and M. K. Oberthaler, Phys. Rev. Lett. **96**, 130404 (2006).
 - [9] S. Hofferberth *et al.*, Nature Phys. **4**, 489 (2008).
 - [10] F. D. M. Haldane, Phys. Rev. Lett. **47**, 1840 (1981).
 - [11] D. S. Petrov, G. V. Shlyapnikov, and J. T. M. Walraven, Phys. Rev. Lett. **85**, 3745 (2000).
 - [12] L. Cacciapuoti *et al.*, Phys. Rev. A **68**, 053612 (2003).
 - [13] S. Hofferberth, I. Lesanovsky, B. Fischer, J. Verdu, and J. Schmiedmayer, Nature Phys. **2**, 710 (2006).
 - [14] A. Polkovnikov, E. Altman, and E. Demler, Proc. Natl. Acad. Sci. USA **103**, 6125 (2006).
 - [15] V. Gritsev, E. Altman, E. Demler, and A. Polkovnikov, Nature Phys. **2**, 705 (2006).
 - [16] N. K. Whitlock and I. Bouchoule, Phys. Rev. A **68**, 053609 (2003).
 - [17] L. Salasnich, A. Parola, and L. Reatto, Phys. Rev. A **65**, 043614 (2002).
 - [18] C. Mora and Y. Castin, Phys. Rev. A **67**, 053615 (2003).
 - [19] We approximate the trapped cloud by a uniform 1D system and use periodic boundary conditions set on the length L_{max} , the longitudinal size of the trapped sample (typically $\sim 10^2 \mu\text{m}$), which allows to apply the theories developed for uniform systems [10, 14–16].
 - [20] M. J. Steel *et al.*, Phys. Rev. A **58**, 4824 (1998).
 - [21] A. Sinatra, C. Lobo, and Y. Castin, J. Phys. B **35**, 3599 (2002).
 - [22] $\hat{A}(L)$, assuming ballistic expansion, can be expressed via the original atom-field annihilation operators $\hat{\psi}_j$ in the two quasi-condensates $j = 1, 2$ before expansion as [14] $\hat{A}(L) = \int_0^L dz \hat{\psi}_1^\dagger(z)\hat{\psi}_2(z)$.
 - [23] In a strict sense, the correlator in Eq. (5) assumes normal ordering of operators and thus eliminates shot-noise effects. In real experimental images [9] each individual (local) interference pattern within the optical resolution limit contains more than 400 atoms, so we can neglect the shot-noise (about 5 % uncertainty) and consider Eq. (5) as a good approximation.
 - [24] C. W. Gardiner, *Handbook of Stochastic Methods for Physics, Chemistry and the Natural Sciences* (Springer-Verlag, Berlin, 1985).
 - [25] D. T. Gillespie, Phys. Rev. E **54**, 2084 (1996).
 - [26] The method of a random phase stochastically evolving along the trap is distinct from the time-dependent stochastic equation approach to spatially-correlated noise by S. Heller and W. T. Strunz, J. Phys. B **42**, 081001 (2009). This method was recently also used to reproduce the experimental results on the contrast statistics [9] [S. Heller and W. T. Strunz, private communication (2009)].
 - [27] T. Kitagawa *et al.*, Phys. Rev. Lett. **104**, 255302 (2010).