

Newton Revisited: An excursion in Euclidean geometry

Greg Markowsky

October 26, 2018

Abstract

This paper discusses the relationship between Kepler's Laws and Euclidean geometry. Many of the theorems are from *Principia* by Isaac Newton, but a more modern manner of presentation is adopted.

1 Introduction

The goal of this paper is to derive Kepler's Laws of Planetary Motion from the Law of Universal Gravitation using purely geometric methods. My motives for this are entirely aesthetic. There's no question that modern calculus gets the job done, but there is a certain thrill that comes from old-fashioned Euclidean geometry, with its similar triangles and tangent lines. Except for a small number of instances, the reader is encouraged to forget all the calculus they know in order to better enjoy the mathematics. Since this paper deals with results that are known to be true with complete rigor, the style here will be quite informal and nonrigorous. As my advisor used to say, we're going to play fast and loose.

The idea for the paper came about by reading two books. The identity of the first, *Principia* by Isaac Newton, should be obvious. Newton's masterpiece was an inspiration to me when I discovered it in graduate school, and is a feast for geometry lovers. Unfortunately, *Principia* presents the modern reader with a few obstacles that get in the way of the beautiful mathematics. To begin with, the style is difficult and unfamiliar, and the translations that I have seen contain words which are not in common use these days. Second, Newton assumed many theorems about conics which apparently were well

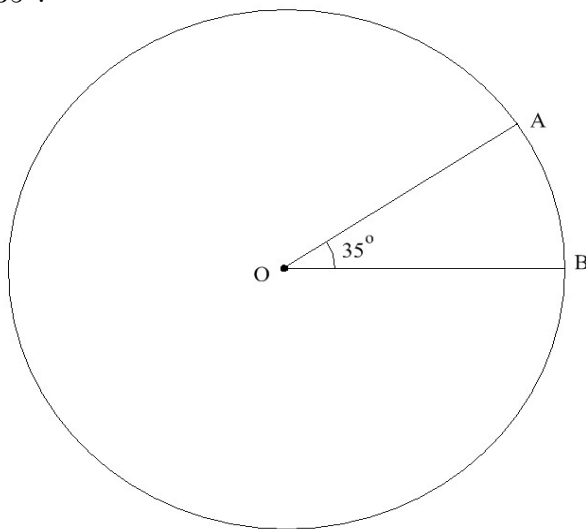
known to mathematicians of his day. Sadly, studying the conics has fallen out of favor a bit in the time since then, so that even professional mathematicians may have to do a bit of work on their own to make it through *Principia*, as I did.

Given these difficulties, it is natural to attempt to "translate" Newton's work into modern notation, with background material supplied where necessary. The most notable recent attempt at this that I know of was by Richard Feynman, and presented in a lecture to students at the California Institute of Technology (in fact, the core of the argument that Feynman used had already been discovered by the great James Maxwell, and was published in [3], though Feynman was probably unaware of it). Feynman's lecture has survived in the form of [1]. This is a very enjoyable book, and Feynman's discussion is ingenious, but it fell short of real satisfaction for me for two reasons. First of all, Feynman does not derive Kepler's Third Law in its entirety from Newton's laws. Perhaps his methods could lead to a derivation, but it isn't mentioned in the book. Secondly, and more seriously, Feynman went out of his way to avoid dealing too much with the geometrical properties of the conics. Certainly a person has the right to dislike the conics if they choose, but I have always ascribed more to the Archimedean school of thought which contends that the greatest joy in physics lies in the wonderful geometrical problems that arise. In other words, the motion of the planets around the sun gives us a great excuse to study the conics.

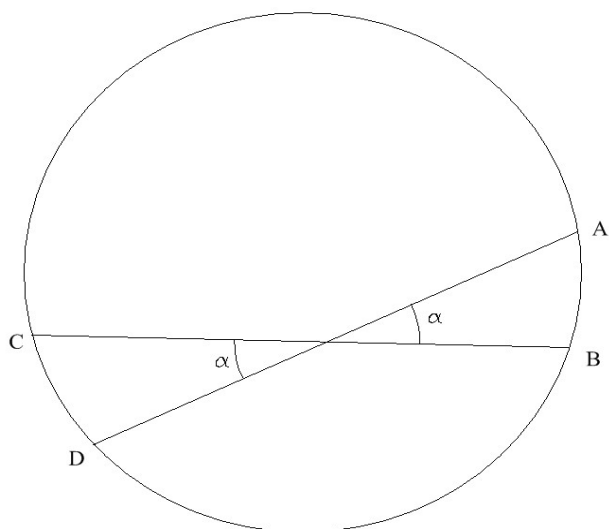
This paper, then, is a record of my attempt to understand Newton's work on planetary orbits. My argument departs from his at some point, but up to that point the paper is largely just a retelling of selected pieces of *Principia*. The next section is introductory material on conics. The third section follows Newton's work, with auxiliary lemmas added where needed. The first theorem in the fourth section is also from *Principia*, while the rest of the section gives the way I came up with to deduce Kepler's first and third laws. This part of the paper can be considered original, to my knowledge. The fifth section gives a solution to a natural problem in mechanics which is found to be extremely simple using the methods in the fourth section. If the reader can obtain from this paper 10% of the enjoyment that I felt while studying *Principia*, they can consider it time well spent.

2 Conics

It is expected that the reader has some familiarity with the conics. For the sake of completeness, however, I have included essentially everything relevant below. A reader with a good working knowledge of the conics can safely skim this section. Before we look at the conics, I should mention some possibly nonstandard bits of terminology that I will use. The *measure* of an arc on a circle is defined to be the magnitude of the angle it subtends at the center of the circle. For example, the measure of arc AB (abbreviated as $m(AB)$) below is 35° .



Furthermore, when an angle inside a circle subtends a pair of arcs in both directions, we say that the angle *covers* the arcs. For example, in the picture below, angle α covers arcs AB and CD .

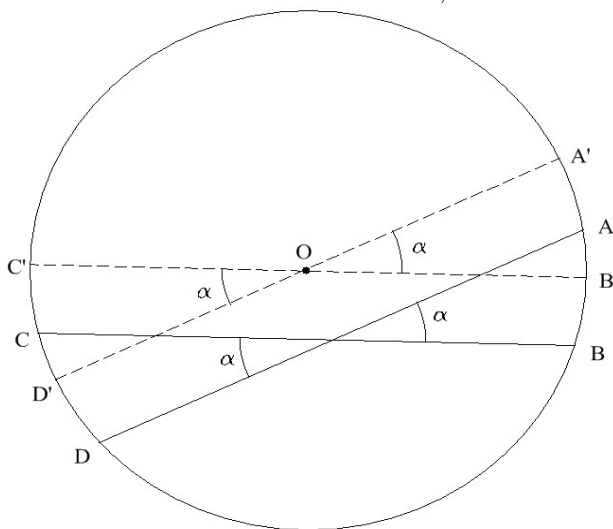


For reasons which I am at a loss to explain, the following theorem is rarely given in full generality when it is presented in high schools.

Theorem 1 *Suppose that two lines intersect at an angle α either inside or on a circle. Let AB and CD be the arcs covered by α . Then*

$$(2.1) \quad m(AB) + m(CD) = 2\alpha$$

Proof: Draw the lines parallel to the original two lines but which pass through the center of the circle O . Let A', B', C', D' be the points of intersection of these new lines with the circle, as shown below.



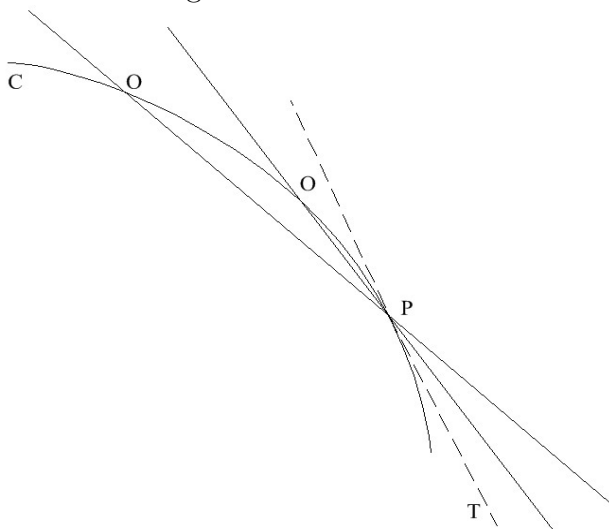
We have

$$(2.2) \quad m(AB) + m(CD) = m(AB') + m(C'D) = m(A'B') + m(C'D')$$

As $m(A'B') + m(C'D') = 2\alpha$ by definition, we are done. \square

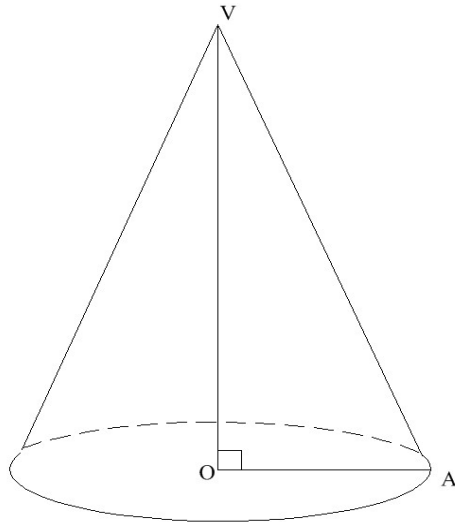
Note that this proof works just as well if the angle lies on the circle, and includes the case where one of the lines is a tangent to the circle.

The tangent to a curve more general than a circle must be defined. Let O and P be two points on a curve which are close to each other, and let P be fixed. Draw the line containing both O and P . As we let O approach P , if the line containing O and P gets closer and closer to a fixed line T , we define T to be the tangent at P .

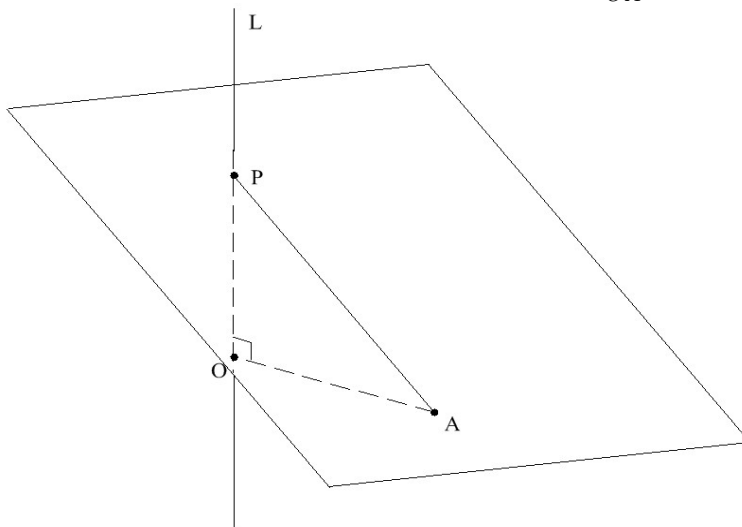


We aren't going to worry about whether such a T exists, we'll just assume it does(as it does) for the curves we care about.

Finally, I will write things like "the slope of the cone" and "the slope of the plane". These are not standard terminology, but should cause no confusion. Given a cone, orient it so that the vertex is pointing directly up. The vertical line through the vertex is the axis of the cone, and we define the slope of the cone to be the ratio $\frac{OV}{OA}$ below. Note that O is the center of the base, and A is a point on the outside of the base.

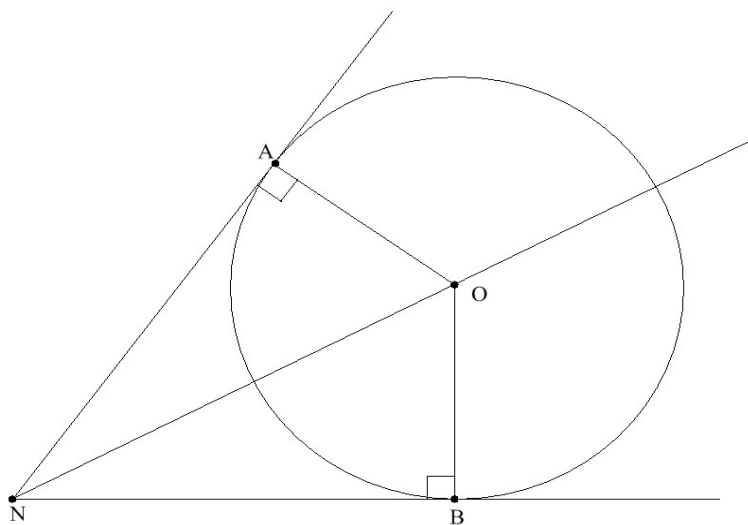


To define the slope of a plane P , begin by drawing a vertical line L passing through the plane at a point P . Choose a point O on L but not on the plane, and let A be the closest point on the plane so that OA is perpendicular to L . Then the slope of the plane is defined to be $\frac{OP}{OA}$.



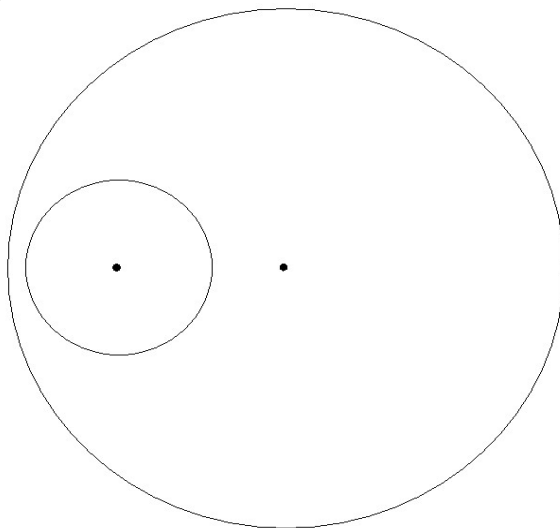
The following lemma will help in dealing with tangents.

Lemma 1 *Suppose that a circle is tangent to a pair of lines with points of tangency a and b , and that the pair of lines meet at n . Let o be the center of the circle. Then $\vec{ao} + \vec{bo}$ is parallel to no .*

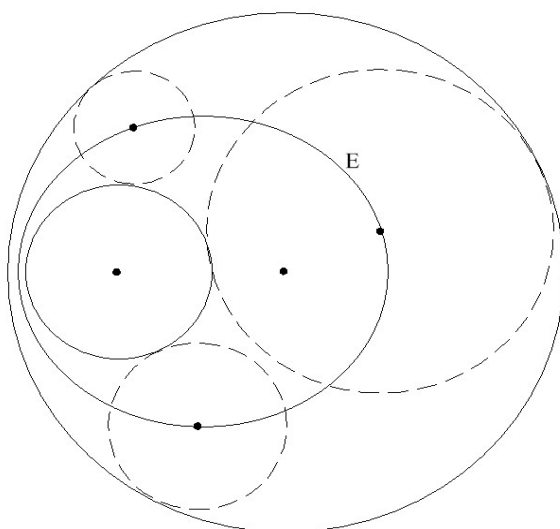


Proof: The proof is immediate, since the entire picture is symmetric around the angle bisector no . \square

Suppose we have two circles of different radii with the smaller contained in the larger.



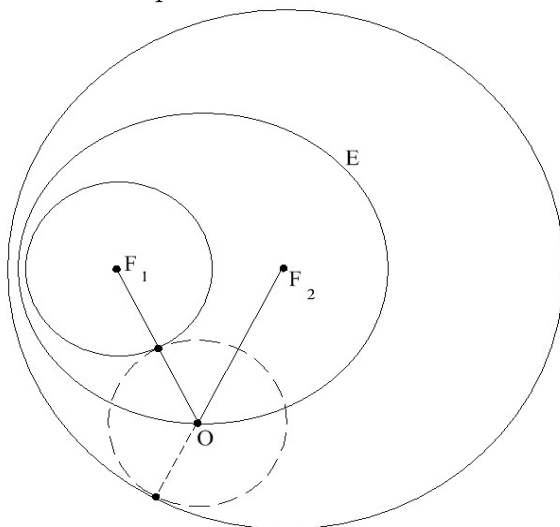
We are allowing in this setup that the smaller is internally tangent at a point to the larger. Let E be the set of all points which are centers of circles tangent to both of our original circles. Then E is a curve, and this curve is an *ellipse*.



The two centers of the original circles are known as the *foci* of the ellipse. The following proposition gives the property of ellipses which is usually used to characterize them.

Proposition 1 *The sum of the distances from the foci of an ellipse to any point on the ellipse is equal to the sum of the radii of the two original circles.*

Proof: Examine the picture below.

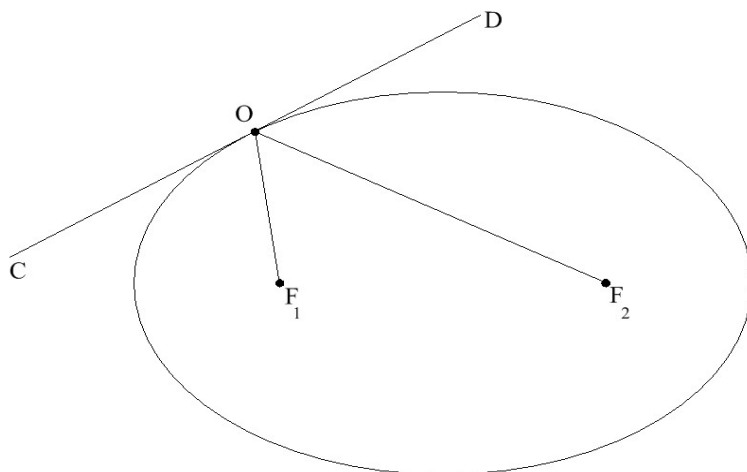


F_1 and F_2 are the centers of the two fixed circles of radius r_1 and r_2 , and O is a point on the ellipse whose corresponding circle has radius r_3 . We see

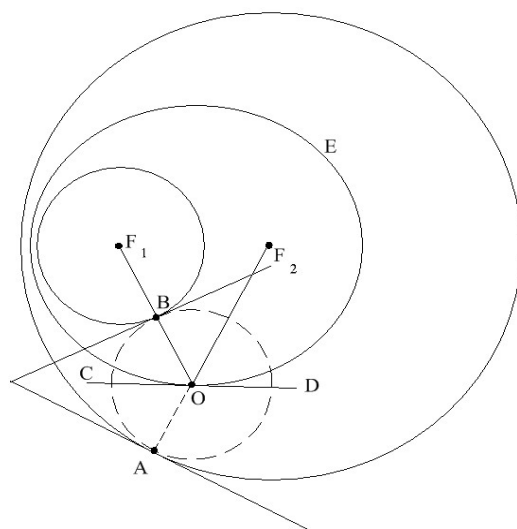
that $F_2O = r_2 - r_3$, and $F_1O = r_1 + r_3$. Thus, $F_2O + F_1O = r_1 + r_2$, a constant. \square

And now we have the all-important reflection property.

Proposition 2 *A beam of light fired from one vertex which reflects off the ellipse will strike the other vertex. In other words, $\angle F_1OC = \angle F_2OD$.*



Proof: Draw the circle with center O which is tangent to the two original circles. If point O moves infinitesimally along the ellipse, the circle with O at the center will expand or contract. Since we are only moving infinitesimally, we can replace the two original circles with their tangents at points A and B and apply Lemma 1. These tangents are also tangent to the circle with O at the center, and are therefore perpendicular to \overrightarrow{AO} and \overrightarrow{BO} . Applying Lemma 1, we conclude that a tangent vector to the ellipse at O is given by $\overrightarrow{AO} + \overrightarrow{BO}$, and thus the tangent bisects $\angle BOA$ so that $\angle BOC = \angle AOC = \angle F_2OD$ \square

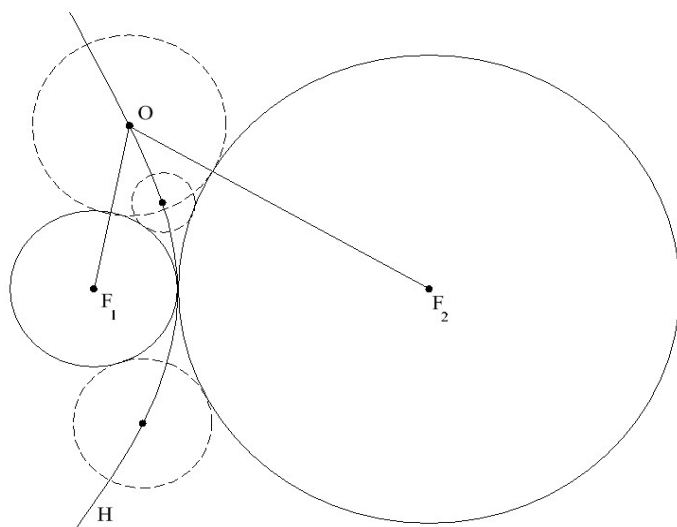


Remarks: i) If the two foci coincide, then the curve is a circle, and we see that circles are just special cases of ellipses.

ii) The property of ellipses given in Proposition 1 is often given as the defining property of ellipses. It is left to the reader to show that any curve that satisfies Proposition 1 can be created by the construction that we have used to define ellipses.

iii) All ellipses besides circles can be created by our construction where the smaller circle is internally tangent to the larger, and it is generally simpler to assume that the two circles are tangent. We didn't want to assume that here, though, as we want to include circles. For the remaining conics we lose no generality in assuming tangency, and we will do so, though it is not necessary.

Suppose now we have two circles of different radii which are externally tangent. Let H be the set of all points which are centers of circles which are externally tangent to both circles. H is a curve, and this curve is known as a *hyperbola*. The centers of the original circles, F_1 and F_2 , are known as the foci of the hyperbola



Proposition 3 *The difference between the distances from the foci to any point on the hyperbola is a constant.*

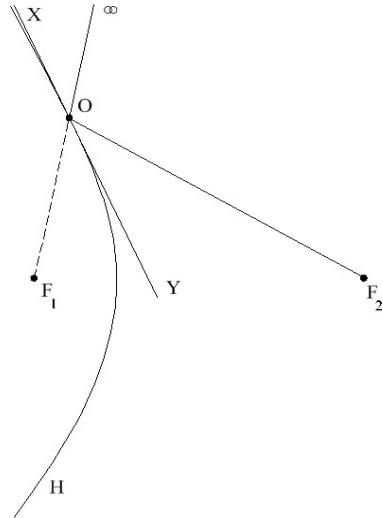
Proof: Let r_1 , r_2 , and r_o be the radii of the circles centered at F_1 , F_2 , and O in the above picture. Then

$$(2.3) \quad F_2O - F_1O = (r_2 + r_o) - (r_1 + r_o) = r_2 - r_1$$

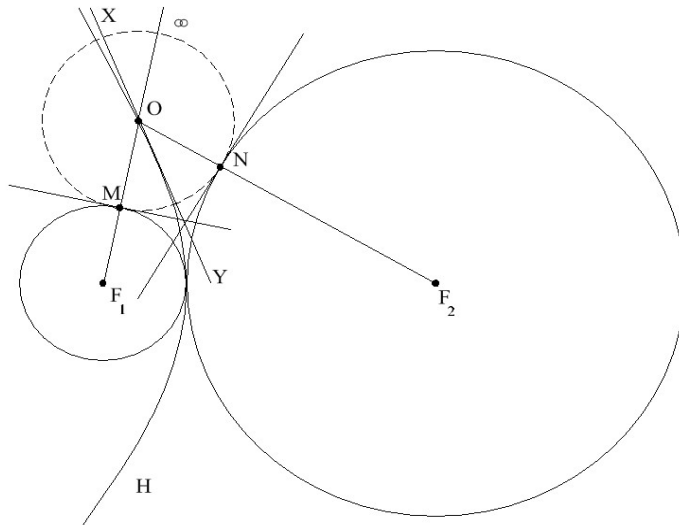
This is a constant, so we are done. □

As with the ellipse, we have a very pretty reflection property.

Proposition 4 *Suppose we fire a beam of light from infinity (in other words, from outside the picture) at one of the foci. If the beam strikes the hyperbola before reaching the focus, it will reflect off the hyperbola and strike the other focus. That is, $\angle F_2OY = \angle \infty OX$.*



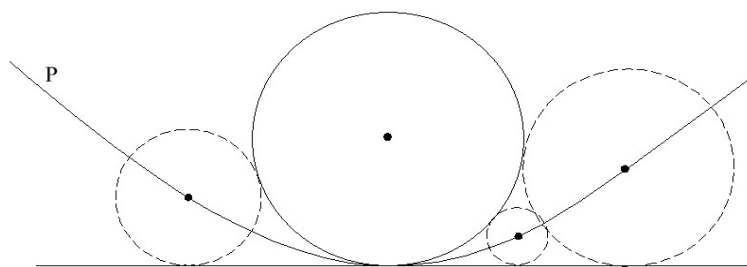
Proof: Pick a point O on the hyperbola, and draw all relevant circles. We must show $\angle F_1 O Y = \angle F_2 O Y$. But this follows directly from Lemma 1 as in Proposition 2. \square



Remarks: i) If the two original circles have the same radii, the hyperbola reduces to a straight line.

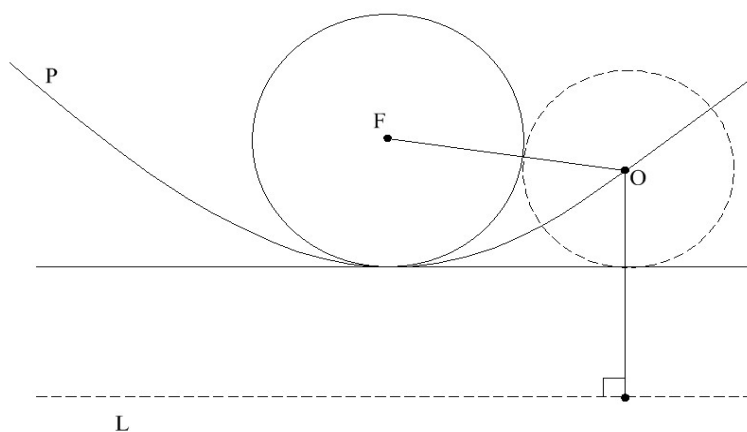
ii) In most books on conic sections, the hyperbola consists of two parts, one such as we have described, the other the mirror image reflected around the midpoint of $F_1 F_2$. This mirror image will be obtained by the same construction, interchanging the radii of the circles centered at F_1 and F_2 .

The last conic section is the parabola. Suppose that we have a circle of radius R tangent to a straight line. Let P be the set of all points which are the centers of circles tangent both to the line and externally to the circle. P is a curve, known as the *parabola*. The center of the original circle is called the *focus*.



Displacing the original line R units down forms a new line L , known as the *directrix*.

Proposition 5 *The distance from any point on the parabola to the focus is equal to the distance from that point to the directrix.*

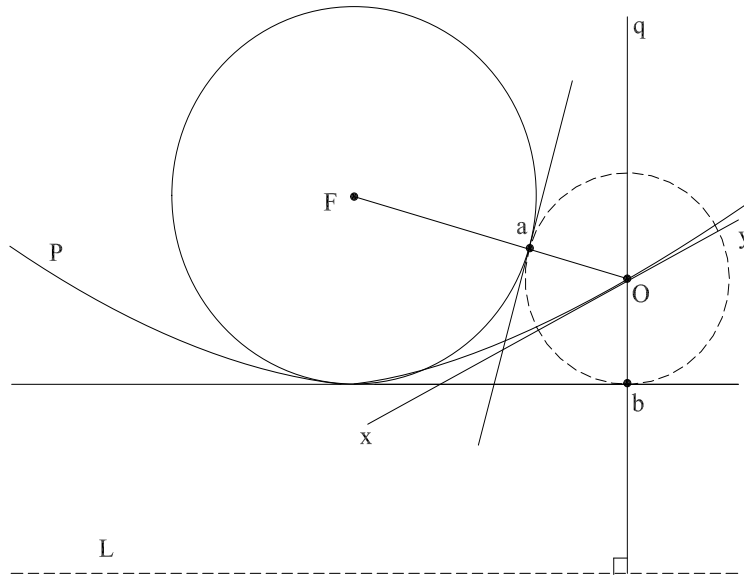


Proof: Let O be a point on the parabola, and let the corresponding circle have radius R_O . Then the distance from the focus to O is $R + R_o$, as is the distance from the directrix to O . \square

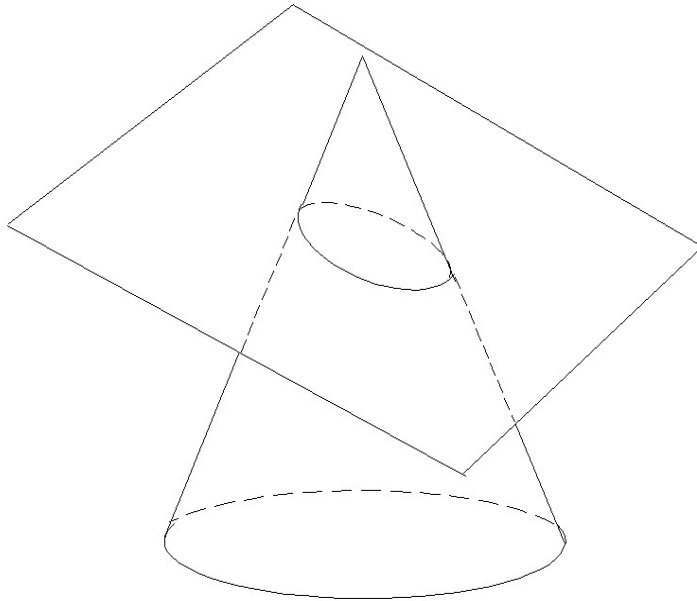
Finally we have the reflection property, the one that Archimedes is reputed to have used to torch attacking Roman ships.

Proposition 6 *A beam of light coming straight down will strike the parabola, reflect off, and hit the focus. In other words, in the picture below $\angle qpy = \angle opx$.*

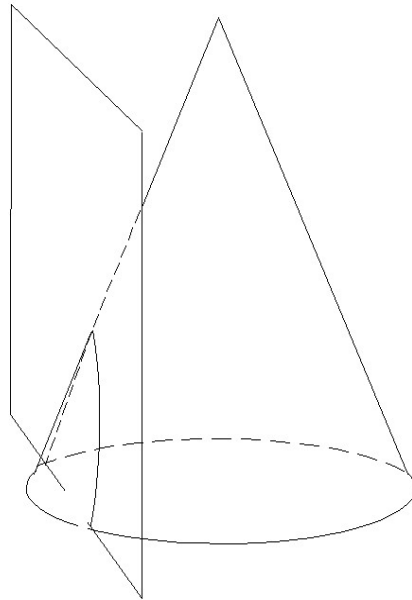
Proof: Using Lemma 1 as in Proposition 2, $\angle xOa = \angle xOb = \angle qOy$. \square



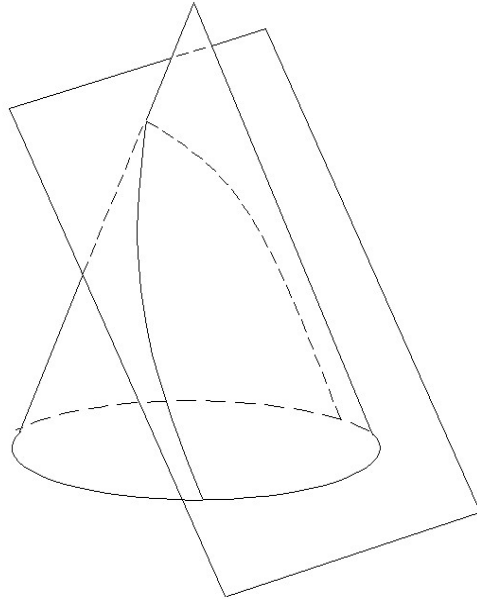
A plane which cuts through a cone without touching the vertex gives one of the conic sections. The slope of the plane determines which conic we obtain. A plane whose slope is less than the slope of the cone produces an ellipse.



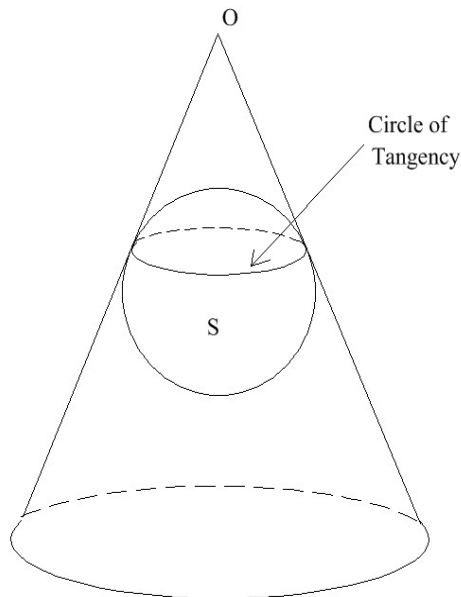
A plane with a greater slope than the slope of the cone gives a hyperbola.



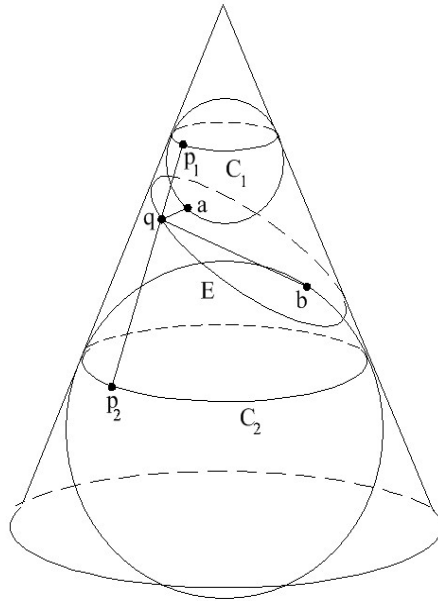
A plane whose slope is the same as the slope of the cone gives a parabola.



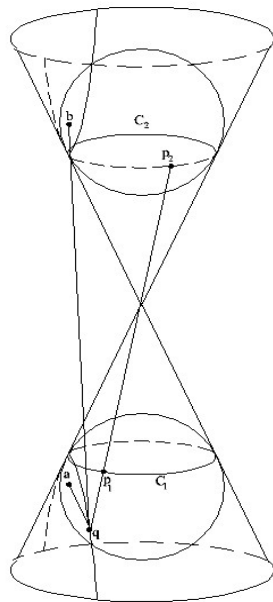
Let us examine why this is so, beginning with the ellipse. Suppose that we have a sphere S and a point O away from the sphere in three dimensions. Then the set of all rays beginning at the point which are tangent to the sphere will form a cone, and we will say that the sphere is *inscribed* in the cone. The set of points on the surface of S which are touched by the cone will form *the circle of tangency*. The points on this circle are equally distant from O , since rotating the entire picture around a vertical axis through O by any angle does not change the picture.



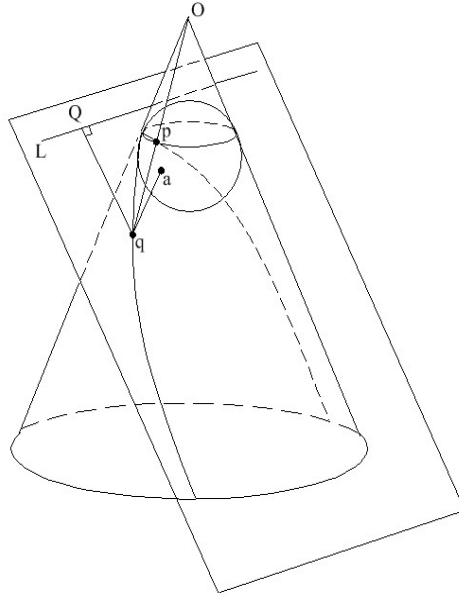
Suppose we slice a cone with a plane P as shown below. Let a small sphere be inscribed in the cone above the ellipse, and a large sphere inscribed below the ellipse. Expand the small sphere while keeping it inscribed in the cone until it is tangent to P at point a . Contract the large sphere in the same way until it is tangent to P at b . The result is that a and b are the foci of the ellipse. To see this, let q be a point on the ellipse. Let C_1 and C_2 be the circles of tangency of the two spheres, and let p_1 and p_2 be the points on C_1 and C_2 closest to q , i.e. such that p_2qp_1O is a straight line. Since qb and qp_2 are both tangent to the larger sphere, their lengths are equal. The same is true for qa and qp_1 . Thus, $qb + qa = p_1p_2$, which is a constant independent of the choice of q . We see that the curve formed is indeed an ellipse, with a and b as its foci.



Now let's do something similar with the hyperbola. We need to extend the rays through O to form another cone above. Intersect a plane P with the cone to form a curve H , as shown below. Start with two small inscribed spheres above and below O , and expand them until they are tangent to P at points a and b . Let C_1 and C_2 be the circles of tangency of the spheres. Choose a point q on H , and let p_1 and p_2 be the points on C_1 and C_2 so that qp_2Op_1 is a straight line. Since $qb = qp_2$ and $qa = qp_1$, we see that $qa - qb = p_1p_2$, which is a constant. Thus, H is a hyperbola, with a and b the foci.

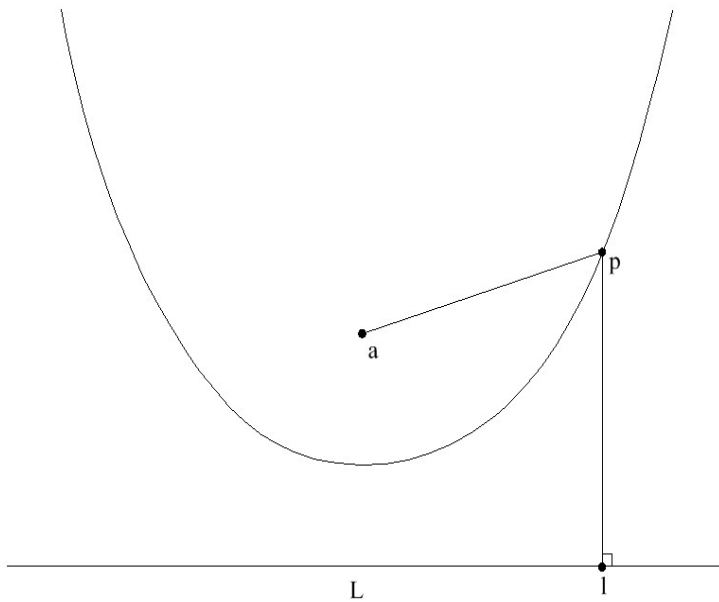


Now for the parabola. We let P be a plane with the same slope as the cone, as shown below. Expand a small inscribed sphere near O until it becomes tangent to P at a . Let C be the circle of tangency of this sphere, and draw a line L on P at the same height as C . If q is a point on the curve, $qa = qp$, where p is the point on C such that qpO is a straight line. Drop a perpendicular to line L from q to point l . Since P is at the same angle to the vertical as the side of the cone and C is at the same height of L , $qp = ql$, so that $qa = qp$. We see that the curve is a parabola with vertex a and directrix L .



Before we move on, let us notice one more thing about the parabola example. Let us keep everything as it was, but change the angle of the plane P . We now have an ellipse or a hyperbola, and it is no longer true that $qa = ql$. However, it is true that $\frac{qa}{ql} = \frac{pa}{pl}$ is a constant, since it can be expressed as the ratio of the slope of the plane and the slope of the cone. We obtain a new description of the conics.

Theorem 2 *Let L be a line and a a point in the plane. The conics can be realized as the set of all points p such that $\frac{pl}{pa} = e$, where l is the point closest to p on L , and $e > 0$ is a constant. If $e < 1$, the conic is an ellipse. If $e = 1$, the conic is a parabola. If $e > 1$, the conic is a hyperbola.*

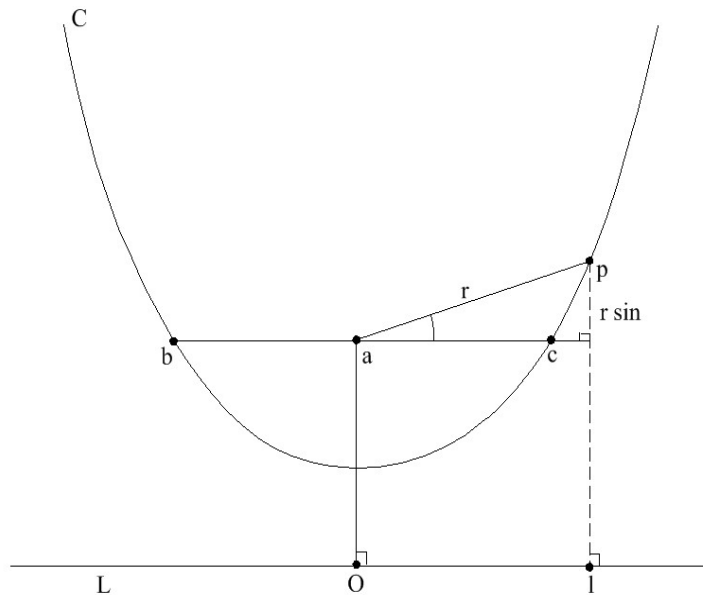


We refer to L as the *directrix*, as has already been mentioned with the parabola. Let's rip through a few more propositions on conics.

Proposition 7 *Let C be a conic with directrix L , focus a , and eccentricity e . Choose b and c on C such that bac is parallel to L . Let p be any point on the conic, and let r be the length of ap . Let θ be the angle of ap above ac . Then*

$$(2.4) \quad r = \frac{e(aO)}{1 - e \sin \theta}$$

where O is the point on L closest to a .



Proof: Drop perpendiculars from p and a to L , meeting L at l and O . Then $pl = aO + r \sin \theta$. We have

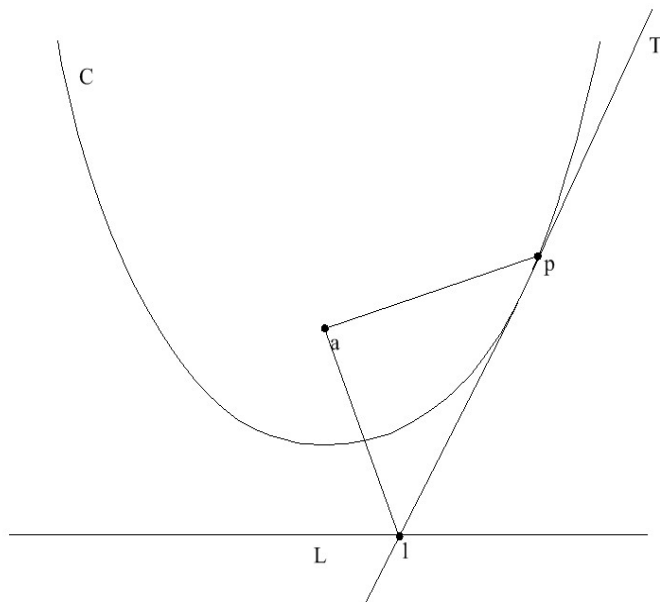
$$(2.5) \quad \frac{pa}{pl} = e$$

$$\frac{r}{aO + r \sin \theta} = e$$

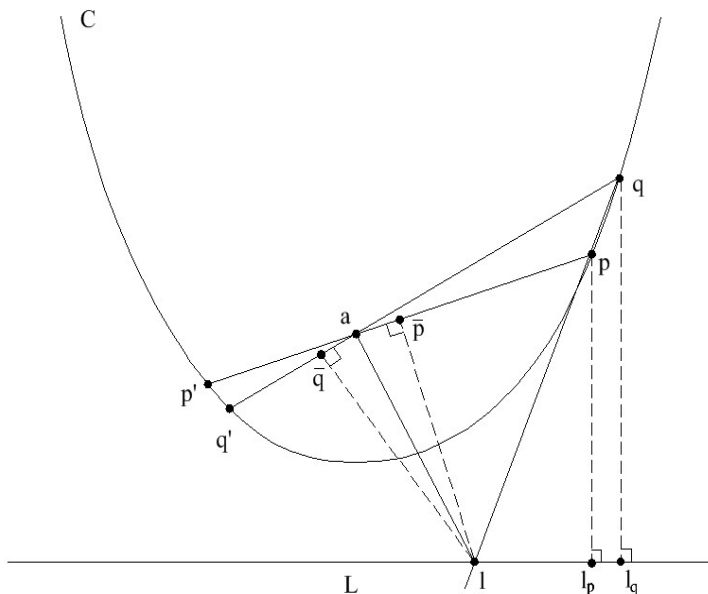
This last equation can be converted to (2.4) by algebra. □

The following is a beautiful little fact which may not be well known, although it appears in several older books on conics.

Proposition 8 *Let C be a conic with directrix L and focus a . Let p be a point on C , and let T be the tangent to C at p . Let l be the point of intersection of T and L . Then $\angle pal$ is a right angle*



Proof: Let q be a point close to p , as shown below. Extend pa and qa to points p' and q' on C , and drop perpendiculars from p and q to l_p and l_q on L . Extend pq to meet L at l , and drop perpendiculars from l to \bar{p} and \bar{q} on pp' and qq' .



The first order of business is to show that $\angle q'al = \angle pal$. We have the following string of equalities.

$$(2.6) \quad \frac{\Delta lap}{\Delta laq} = \frac{lp}{lq} = \frac{pl_p}{ql_q} = \frac{ap}{aq}$$

The first equality is because Δlap and Δlaq share a common height to vertex a , so $\frac{\Delta lap}{\Delta laq}$ is equal to the ratio of their bases. The second is because $\Delta lpl_p \sim \Delta lql_q$. The third is due to Theorem 2. However, $\Delta lap = (1/2)(ap)(l\bar{p})$, and $\Delta laq = (1/2)(aq)(l\bar{q})$. We conclude that $l\bar{p} = l\bar{q}$, and it follows that $\Delta la\bar{p} \sim \Delta la\bar{q}$. Thus, $\angle q'al = \angle pal$. Now, hold p fixed and let q approach p . Then qpl becomes the tangent at p , and $\angle paq'$ becomes a 180° angle. As this happens, $\angle pal$ becomes a right angle, and we are done. \square

The next theorem doesn't have a particularly exciting statement, but it will be crucial when we begin calculating the orbits of planets later on.

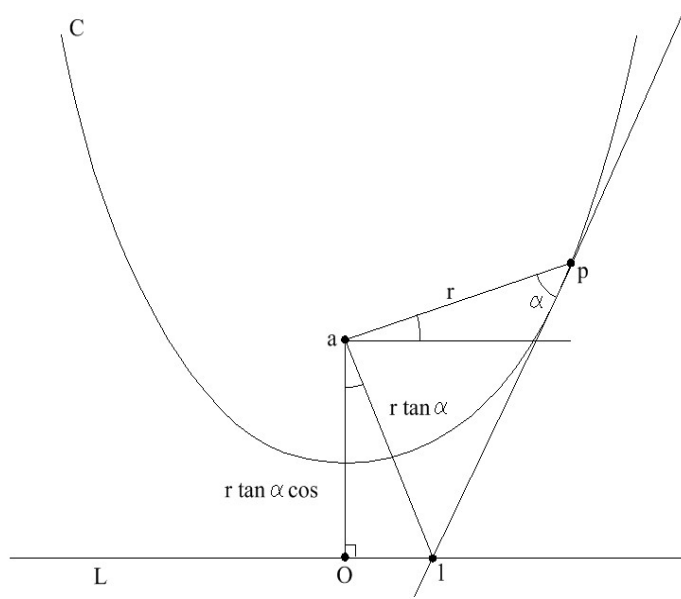
Theorem 3 *Let C be a conic, with focus a , directrix L and point O chosen on L so that aO and L are perpendicular. Let p be any point on C , let r be the length of ap , and let α be the angle made by ap and the tangent to C at p .*

$$(2.7) \quad \csc^2 \alpha = \frac{(e^2 - 1)}{e^2(aO)^2} r^2 + \frac{2}{e(aO)} r$$

where e is the eccentricity of C .

Remark: Note that there are two possibilities to choose from for angle α . However, if we label them α_1, α_2 , we see $\alpha_1 + \alpha_2 = 180^\circ$, so that $\csc \alpha_1 = \csc \alpha_2$. In other words, it doesn't matter which one we choose.

Proof: Choose α as shown below, and let l be the intersection of the tangent at p with L . Then $\angle pal$ is a right angle, by Theorem 8. Drop a perpendicular from a to point O on L . It is clear from the picture that $aO = r \cos \theta \tan \alpha$



Squaring this equation gives

$$(2.8) \quad (aO)^2 = r^2 \cos^2 \theta \tan^2 \alpha$$

Recall that

$$(2.9) \quad r = \frac{e(aO)}{1 - e \sin \theta}$$

by Theorem 7. Rearranging this and squaring gives

$$(2.10) \quad \sin^2 \theta = \frac{(r - e(aO))^2}{r^2 e^2}$$

Thus,

$$(2.11) \quad \cos^2 \theta = 1 - \sin^2 \theta = \frac{r^2 e^2 - (r - e(aO))^2}{r^2 e^2}$$

Plugging this into (2.8) and rearranging gives

$$(2.12) \quad \tan^2 \alpha = \frac{(aO)^2 e^2}{r^2 e^2 - (r - e(aO))^2}$$

Thus,

$$(2.13) \quad \cot^2 \alpha = \frac{r^2 e^2 - (r - e(aO))^2}{(aO)^2 e^2} = \frac{r^2(e^2 - 1)}{e^2(aO)^2} + \frac{2r}{e(aO)} - 1$$

Adding 1 to both sides and using the identity $\csc^2 \alpha = 1 + \cot^2 \alpha$ completes the proof. \square

One last proposition about ellipses. *Chords* of conics are line segments connecting two points on the conic. The *major axis* of an ellipse is the chord passing through the two foci, and the *minor axis* is the chord contained in the perpendicular bisector of the major axis.

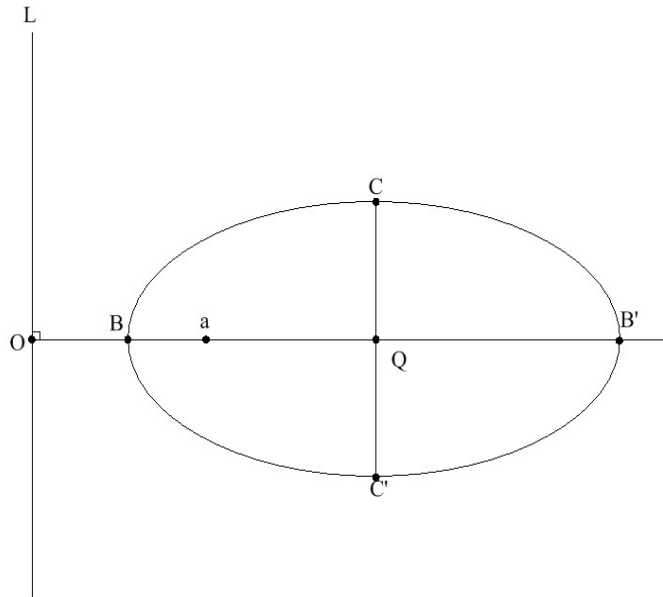
Proposition 9 *Let E be an ellipse with eccentricity e , focus a , directrix L and point O chosen on L so that aO and L are perpendicular. Let Q be the center of the ellipse, and let $X = QB$, $Y = QC$ be the major and minor axes of the ellipse, respectively. Let G be the area of the ellipse. Then*

$$(2.14) \quad e = \frac{\sqrt{X^2 - Y^2}}{X}$$

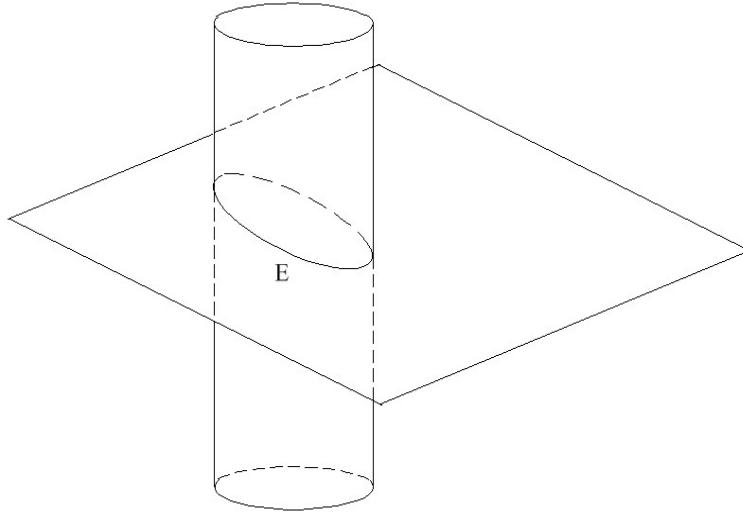
$$(2.15) \quad (aO) = \frac{Y^2}{\sqrt{X^2 - Y^2}}$$

$$(2.16) \quad X = \frac{(aO)e}{1 - e^2}$$

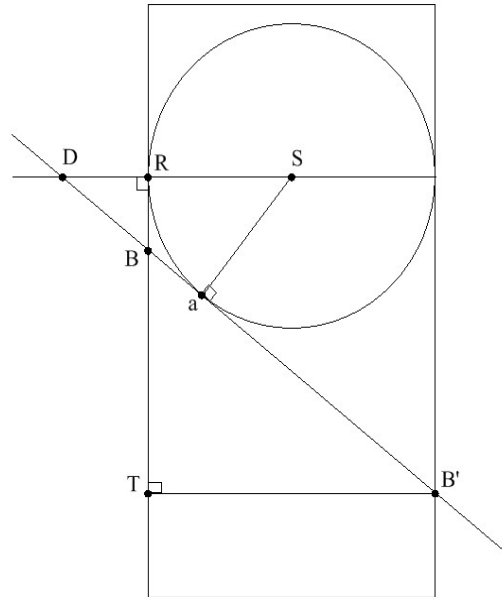
$$(2.17) \quad Y = \frac{(aO)e}{\sqrt{1 - e^2}}$$



Proof: These relations can be worked out by straightforward but uninspired calculations in the plane. Happily, there is an inspired way to do it if we jump to three dimensions. We will consider an ellipse as the intersection of a cylinder of radius Z with a plane P . The same argument as with the cone shows that the resulting curve is an ellipse; alternatively, we can consider a cylinder as the limiting case of a cone as we let the height go to ∞ while keeping the base fixed.



Inscribe a sphere in the cylinder above P , then slide it down until it is tangent to P at one point. By the same argument as was used to prove Theorem 2, this point is the focus of the ellipse, a . Furthermore, L is the line on P which is the same height as the center of the sphere, since the circle of tangency of the sphere is the circle of that same height. Let us view the entire setup as a cross section from the side.



We have

$$(2.18) \quad e = \frac{aB}{OB} = \frac{RB}{OB} = \frac{TB}{BB'} = \frac{\sqrt{X^2 - Y^2}}{X}$$

The first equality is the definition of e , the second is by the equality of tangents from a point(B) to a circle, the third is because triangles BRO and BTB' are similar, and the fourth is because $BB' = 2X$, $B'T = 2Y$, and therefore $BT = 2\sqrt{X^2 - Y^2}$. Furthermore, triangles OaS and $B'TB$ are similar, so that

$$(2.19) \quad \frac{aO}{Sa} = \frac{B'T}{TB} = \frac{Y}{\sqrt{x^2 - Y^2}}$$

As $Sa = Y$, we see that $aO = \frac{Y^2}{\sqrt{X^2 - Y^2}}$. We have established the first two relations. The final two are easy from this point.

$$(2.20) \quad \frac{(aO)e}{1 - e^2} = \frac{(Y^2/X)}{1 - (X^2 - Y^2)/X^2} = X$$

$$(2.21) \quad \frac{(aO)e}{\sqrt{1 - e^2}} = \frac{(Y^2/X)}{\sqrt{1 - (X^2 - Y^2)/X^2}} = Y$$

□

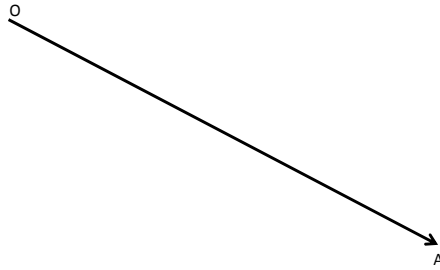
3 Kepler, Newton, and experimental data

Having spent some time in the land of Euclidean geometry, let's return for a bit to the real world. In the early 1600's, Johannes Kepler observed the following rules, which are now famous.

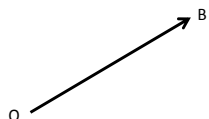
1. The planets(including the earth) revolve in ellipses about the sun, with the sun at one of the foci of the ellipse.
2. A line from the sun to a planet sweeps out equal areas in equal times.

3. The time it took for a planet to revolve once around the sun is proportional to the length of the major axis of the ellipse of revolution raised to the $3/2$ power.

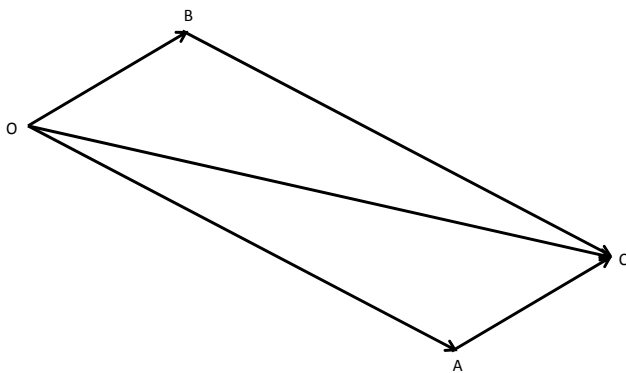
Enter Newton. Newton made a few assumptions, validated through experiments, and proceeded to derive Kepler's laws, or at least come close (there is some debate on whether Newton had something akin to uniqueness for his orbits; see [6]). We won't need to follow Newton's assumptions to the letter, so we'll make our own. First, let us assume that an object at rest will tend to stay at rest, and any moving object will tend to continue in a straight line with a constant velocity. A change in velocity only happens when the object is acted upon by another object in some way. Such a change could occur due to a collision, but there are other ways as well. This property of matter is generally known as *inertia*, and was first proposed by Galileo. To describe our next assumption, suppose that an object O is moving, and that in the absence of forces acting on it O would move like so in some amount of time:



Suppose in addition that a force acts on O , and were this force to act upon O at rest O then in the same amount of time O would move like so:



Then the actual motion of O will be as Oc below:



Furthermore, the same is true if a larger number of forces acts on an object. In that case we add the vectors corresponding to each force, and the result gives the movement of the object. Now, let us see what happens if we suppose that an object moves according to these assumptions subject only to some force which is always directed at another object which does not move.

pulses. However, if we let the number of triangles in the above argument increase to a very large number we will obtain an excellent approximation to the true path, and in all cases equal areas will be swept out in equal times. Letting the number of triangles go to infinity, we obtain a smooth curve in which equal areas are swept out in equal times, and this gives us the general case. \square

To steal a line from Richard Feynman(unrelated to this discussion), if a person cannot see the connection between this theorem and Kepler's second law, then they have no soul. We have no choice but to at least guess that the planets move in their orbits due to an acceleration which is always directed at the sun. The following is a corollary that will be somewhat easier to apply.

Corollary 1. *Let an object O move through space subject only to forces directed at a stationary object S . Then there is a constant k such that, for any two points P and Q on the orbit, we have*

$$(3.1) \quad T = kA$$

where T is the time it takes the object to move from point P to point Q , and A is the area of sector SPQ .

Proof: Let A' be the total area of the orbit, let T' be the time it takes the object to complete one orbit, and let $k = \frac{T'}{A'}$. If we divide the orbit into N pieces of time $\frac{T'}{N}$, then they must each contain equal areas by Theorem 4, and this area must be $\frac{A'}{N}$. Thus, we see that (3.1) is satisfied for any time interval which is a rational multiple of the period of the orbit. An arbitrary interval can be approximated as closely as we please by a rational interval, so the result follows. \square

Let us consider, now, how an object at rest moves under the effect of a constant continuous force.

Theorem 5 *Suppose an object P at rest at time 0 experiences a constant acceleration a . Then the displacement from the initial position at time T is equal to $(1/2)aT^2$.*

Proof: The velocity at time t is given by at . Divide the interval $[0, T]$ into N equal intervals, $[0, T/N]$, $[T/N, 2T/N]$, ... , $[(N - 1)T/N, T]$. Let us assume as an approximation that the velocity over the interval $[(n -$

$1)T/N, nT/N]$ is anT/N . Thus, the distance that P covers over the time interval $[(n-1)T/N, nT/N]$ is $(anT/N)(T/N)$. Adding the distance for each of these intervals, we get

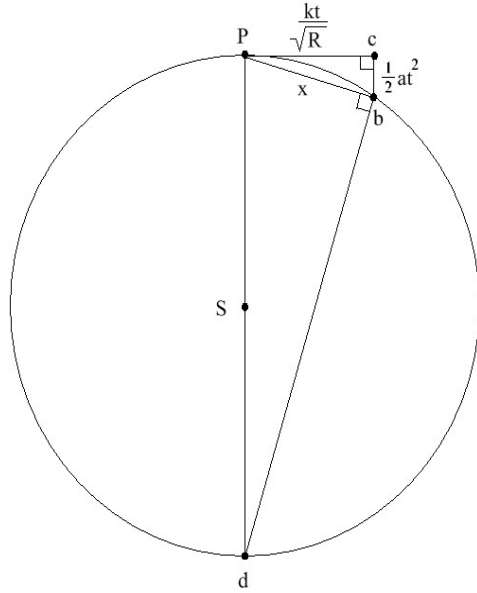
$$(3.2) \quad \frac{aT^2}{N^2}(1 + 2 + \dots + N) = \frac{aT^2N(N+1)}{2N^2}$$

As $N \rightarrow \infty$, we obtain a better and better approximation, and $\frac{aT^2}{2N} \rightarrow 0$. We conclude that the distance covered at time T must be $\frac{aT^2}{2}$. \square

Now that we have this theorem, let us turn our attention to the force directed at the sun which we theorize keeps the planets in their orbits. To begin with, it is a logical guess that the strength of the acceleration a at any point P in space depends only on the distance from P to the sun, and not on the direction of P from the sun. We'll assume that from now on. We will use the notation $A \sim B$ for two varying quantities A and B to denote the property that $\frac{A}{B} = M$ for some constant M . Since elliptical orbits are too complicated to deal with without warming up a bit, let's simplify by considering only circular orbits.

Theorem 6 *Suppose that an object P can be kept in uniform circular motion at any radius by an acceleration a directed at an immovable object S which lies at the center of the orbit. Let I_R be the amount of time P takes to complete an orbit of radius R around S . Suppose that $I_R \sim R^{3/2}$. Then $a \sim 1/R^2$.*

Proof: An orbit of radius R has circumference $2\pi R$, so if v is the velocity of the object in this orbit then $I_R = \frac{2\pi R}{v}$. Thus, $\frac{2\pi R}{v} \sim R^{3/2}$, i.e. $v \sim \frac{1}{\sqrt{R}}$. Let P be at the top of the orbit at a certain time, and at point b a small amount of time t later. Drop a perpendicular from b to c on the tangent to the orbit at P . Let d be the point opposite P in the orbit.



The movement of P to b can be broken into two components. The first is Pc , which is due to the momentum of the planet at point P and is therefore approximately equal to vt . We know that $v = \frac{k}{\sqrt{R}}$, where k is a constant, so Pc is approximately $\frac{kt}{\sqrt{R}}$. The other component of the motion is cb , which is due to the acceleration a directed at S . We suppose that this acts as a single impulse at point P directed at S , which is why cb is parallel to PS . This impulse has magnitude $\frac{1}{2}at^2$ by the previous theorem. Since $\angle Pdb$ and $\angle bPc$ subtend equal arcs, they are equal. Furthermore, $\angle Pcb$ and $\angle Pbd$ are both right angles. Thus, $\triangle Pdb$ and $\triangle bPc$ are similar, and

$$(3.3) \quad \frac{2R}{x} = \frac{x}{(1/2)at^2} \Rightarrow a = \frac{x^2}{Rt^2}$$

Now, we let b approach P so that all of our approximations become accurate. In doing this $\angle bPc \rightarrow 0$, so that $\frac{Pb}{Pc} \rightarrow 1$. Thus, we can replace x by $Pc = \frac{kt}{\sqrt{R}}$ in (3.3) to obtain $a = \frac{k^2}{R^2}$. Thus, $a \sim 1/R^2$. \square

Eureka! Experimental data in the form of Kepler's third law has led us to guess that the acceleration keeping the planets in their orbits at any point is proportional to $1/R^2$, where R is the distance to the sun. We will say that such an acceleration (or, equivalently, a force) satisfies an *inverse square law*. Now that we have this clue, let's play around with a bit more data to see what happens. There is an orbit which is closer to us than the orbits of the

planets, namely that of the moon. Let's again approximate this orbit by a circle. This circle would have a radius of about 385,000 km = 385,000,000 m. One complete orbit takes about 27.3 days = 2,358,720 seconds. By the same argument as in the previous theorem, if a is the acceleration keeping the moon in its orbit, then

$$(3.4) \quad a = \frac{v^2}{R}$$

v is the circumference over the time, that is $\frac{2\pi(385,000,000)}{2,358,720} \approx 1,025m/s$. Thus,

$$(3.5) \quad a \approx \frac{(1025)^2}{385,000,000} \approx .0027m/s^2$$

So what does this prove? Let's just notice that the force of gravity at the surface of the earth creates an acceleration of about $9.8m/s^2$, and that the average radius of the earth is in the ballpark of 6,367,000m. Thus, the ratio between the acceleration at the surface of the earth and $1/(\text{Distance from surface of earth to center of earth})^2$ is about 3.97×10^{14} . Furthermore, the ratio between the acceleration on the moon and $1/(\text{Distance from the moon to the center of the earth})^2$ is approximately 4.00×10^{14} . Eureka again! These numbers are almost identical, so if gravity is the acceleration a keeping the moon in orbit, then again we would have $a \sim 1/R^2$, where R is the distance from an object to the center of the earth. And if gravity keeps the moon in orbit around the earth, then why not the planets around the sun? It all fits together.

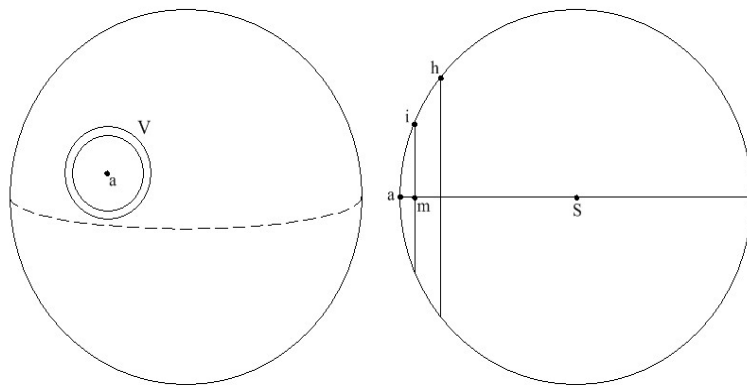
There is one troubling objection to this last argument, however, which the reader may have noticed. That is, I assumed that the force of gravity somehow originates at the center of the earth, which is a hard assumption to justify. In fact, in Theorem 6 this same assumption was made as well, as we treated the objects as points without taking into account their size. In the case of Theorem 6 we can perhaps argue that the radii of the orbits is so large compared to the radii of the objects that we may well treat them as points, but in the more recent argument this is less convincing. How do we get around this?

Happily, this objection occurred to Newton as well, so we need only consult *Principia*. We begin by assuming that all pieces of matter are accelerated towards all other pieces of matter in an inverse square law. To be precise, if the masses of two small chunks of matter O_1 and O_2 are m_1 and m_2 , and

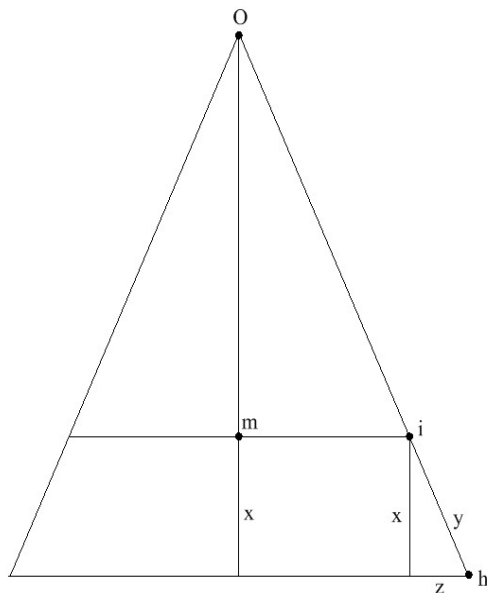
the distance between them is r , then O_1 undergoes an acceleration of $\frac{gm_2}{r^2}$ towards O_2 , and O_2 undergoes an acceleration of $\frac{gm_1}{r^2}$ towards O_1 , where g is a (very small) constant. The ensuing theorem shows that with spherical objects we can assume that all the mass is concentrated at the center of the object. Thus, the assumption we made above causes no difficulty. Before the theorem, let's prove a lemma that we'll need.

Lemma 2 *Let V be a very thin ring on the surface of a sphere centered at a point a . Then the surface area of the ring is approximately $2\pi xw$, where x is the distance from the ring to the radius of the sphere through a , and w is the width of the ring.*

Proof: The two pictures below represent the same scenario, with the second one being a cross section directly from the side.



We want to prove that the area of V is about $2\pi(mi)(ih)$. Since ih is very small, we can approximate it with a straight line. In doing so, the ring is approximated by a piece of the top surface of a cone. Here is the cross section of that cone.



The area of the top surface of a cone is given by πrs , where r is the radius of the base, and s is the distance from the vertex of the cone to the outside of the base. Thus, in the picture above, the area of the ring around the cone determined by ih is

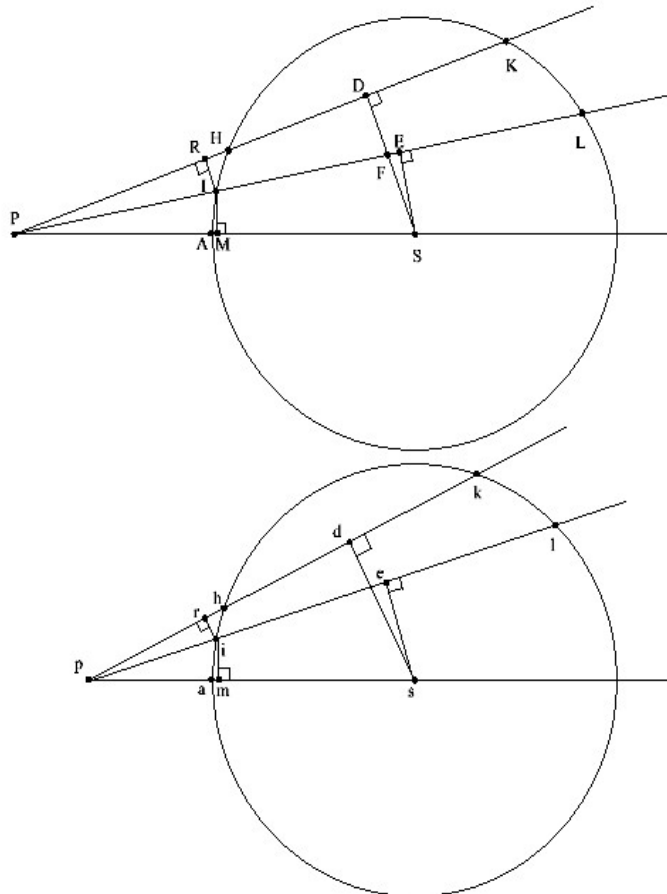
$$(3.6) \quad \pi(mi + z)(oi + y) - \pi(mi)(oi) = \pi((mi)y + (oi)x + yz)$$

Now, y and z are both extremely small, so that yz is very small indeed, much smaller than $(mi)y$ and $(oi)x$. As such, we'll ignore that term. Furthermore, by similar triangles $\frac{mi}{oi} = \frac{x}{y}$. We see that the area of the ring is approximately $2\pi(mi)y = 2\pi(mi)(ih)$, which is what we set out to prove. \square

Theorem 7 *Let O be an unmoving spherical object of uniform mass and center S , and let P be a particle outside O . Suppose that P undergoes an acceleration a towards every particle V in O , where $a = \frac{gm_V}{r_V^2}$ with m_V the mass of V and r_V the distance between P and V . Then the overall attraction exerted upon P by O is inversely proportional to PS^2 .*

Proof: Let P and p be two identical particles placed at different distances from O . Let us suppose first that O is not actually a solid sphere, but is instead a very thin spherical shell. We draw two similar diagrams, corresponding to P and p , where the point labels in the first are all capitalized

versions of the lower case labels in the second. These diagrams represent cross sections of O .



We will show that the ratio between the accelerations exerted on P and p by O is proportional to $\frac{ps^2}{PS^2}$. Begin by drawing a line PIL , cutting O at I and L , and draw another such chord PHK such that $\angle IPH$ is very small. On the other diagram, draw lines pil and phk such that arc $il = \text{arc } IL$, and arc $hk = \text{arc } HK$. Let SE and se be perpendicular to IL and il , SD and sd perpendicular to HK and hk , and IR and ir perpendicular to PK and pk . We will consider the effect on P due to gravity of the ring created by rotating HI around the axis AS . Given a little piece of this ring, the acceleration on P would be a constant k times the area of the piece (which is proportional to the mass of the piece) divided by the distance squared. This distance between P and the ring will be approximately the length of PI for any point on the ring, so we'll just use that for the distance. The total area

of the ring is about $(MI)(IH)$ by Lemma 2, but the force exerted by the ring on P is not $\frac{k(MI)(IH)}{(PI)^2}$. Resolve the acceleration along PI into the sum of an acceleration along PM and an acceleration along MI . The acceleration along MI will be canceled by a corresponding acceleration from the bottom of the ring. Thus, all that we need consider is the acceleration along PM . The ratio of this acceleration to the acceleration along PI is $\frac{PM}{PI} = \frac{PE}{PS}$. Now, since $\angle LPK$ is very small, PE and PF are nearly equal, so we can replace this ratio with $\frac{PF}{PS}$, and it follows that the total acceleration upon P from the ring formed by IH is proportional to $\frac{k(MI)(IH)(PF)}{(PS)(PI)^2}$. Of course, the same argument shows that the acceleration upon p by the ring formed by ih is proportional to $\frac{k(mi)(ih)(pf)}{(ps)(pi)^2}$. The first thing we need to show is that

$$(3.7) \quad \frac{ps^2}{PS^2} = \frac{\left(\frac{(IH)(IQ)}{(PI)^2}\right) \frac{PF}{PS}}{\left(\frac{(ih)(iq)}{(pi)^2}\right) \frac{pf}{ps}}$$

Note that $\frac{PI}{PF} = \frac{RI}{DF}$ by similar triangles, and similarly $\frac{pf}{pi} = \frac{df}{ri}$. Thus,

$$(3.8) \quad \frac{(PI)(pf)}{(PF)(pi)} = \frac{(RI)(df)}{(DF)(ri)}$$

We can argue that DF and df are nearly equal, though, as follows. Arcs HK and hk are equal, as are IL and il . Furthermore, since $\angle LPK$ and $\angle lpk$ are very small, HK and hk are nearly centered in IL and il . Thus,

$$(3.9) \quad DF \approx DS - ES = ds - es \approx df$$

So we can replace $\frac{df}{DF}$ with 1 to get

$$(3.10) \quad \frac{(PI)(pf)}{(PF)(pi)} = \frac{(RI)}{(ri)}$$

HI and hi are very small, so they are essentially straight lines. Thus, $\frac{(RI)}{(ri)} = \frac{(HI) \sin(\angle RHI)}{(hi) \sin(\angle rhi)}$. Now, $\angle RHI$ covers arc IHK , and $\angle rhi$ covers arc ihk . These arcs are nearly the same, so that $\sin(\angle RHI) \approx \sin(\angle rhi)$. Thus, we may replace $\frac{(RI)}{(ri)}$ with $\frac{(HI)}{(hi)}$, and we obtain

$$(3.11) \quad \frac{(PI)(pf)}{(PF)(pi)} = \frac{(HI)}{(hi)}$$

File this equation away for now. By similar triangles, we have $\frac{PI}{IM} = \frac{PS}{SE}$, hence $\frac{PI}{PS} = \frac{IQ}{SE}$. Likewise $\frac{pi}{ps} = \frac{iq}{se}$, but since $SE = se$ we can write $\frac{pi}{ps} = \frac{iq}{SE}$ instead. Multiplying the ratios together gives

$$(3.12) \quad \frac{(PI)(ps)}{(PS)(pi)} = \frac{(IQ)}{(iq)}$$

Now take the product of (3.21) and (3.22). This gives

$$(3.13) \quad \frac{(PI)^2(pf)(ps)}{(pi)^2(PF)(PS)} = \frac{(IH)(IQ)}{(ih)(iq)}$$

Thus

$$(3.14) \quad \frac{(pf)(ps)}{(PF)(PS)} = \frac{\frac{(IH)(IQ)}{(PS)^2}}{\frac{(ih)(iq)}{(ps)^2}}$$

And, finally

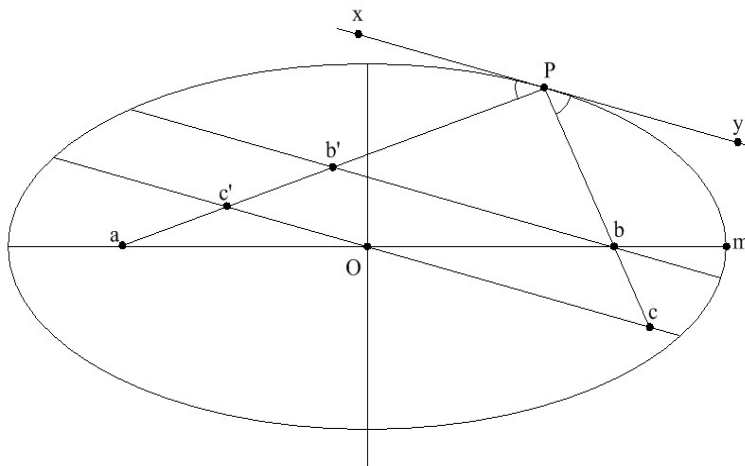
$$(3.15) \quad \frac{(ps)^2}{(PS)^2} = \frac{(pf)(ps)\left(\frac{ps}{pf}\right)}{(PF)(PS)\left(\frac{PS}{PF}\right)} = \frac{\left(\frac{(IH)(IQ)}{(PI)^2}\right)\frac{PF}{PS}}{\left(\frac{(ih)(iq)}{(pi)^2}\right)\frac{pf}{ps}}$$

which is what we wanted to show (recall (3.7)). This proves that the accelerations on P and p by the rings generated by revolving HI and hi around SP and sp are in the ratio $\frac{(ps)^2}{(PS)^2}$. A similar argument shows that the same holds of the rings generated by KL and kl as well. We can divide O into a large number of very thin rings. We then have the property that, for any ring V determined by arc HI there is a unique ring v determined by the arc hi with $\angle PHI = \angle phi$ and such that the ratio of the accelerations exerted by V on P and by v on p is $\frac{(ps)^2}{(PS)^2}$. Adding all of the rings together shows that the ratio of the accelerations exerted by O on P and by O on p is $\frac{(ps)^2}{(PS)^2}$ as well. Recall that this was all done for a hollow shell O . If O is a solid sphere, however, we just think of it as the sum of a large number of thin, hollow shells. The ratio for the accelerations from each of the hollow shells on P and p is $\frac{(ps)^2}{(PS)^2}$, and when we add all of them together that ratio persists. \square

Having dispensed with that difficulty, let's find others to worry about. The last few theorems give convincing evidence that there is an acceleration called gravity between all chunks of matter, inversely proportional to the

distance between the chunks squared, which keeps all of the orbits going. But since I can't just leave well enough alone, I'm going to pile some more evidence on. Above we've simplified in every case by assuming circular orbits instead of elliptical, because ellipses are difficult. Now it's time to take on the elliptical orbit. First, three pretty lemmas about ellipses.

Lemma 3 *Let E be an ellipse with foci a and b and major axis Om . Let p be a point on the ellipse as shown below. Choose c' on ap and c on pb extended so that $c'Oc$ is parallel to the tangent to the ellipse at p . Then $Pc' = Pc = Om$.*

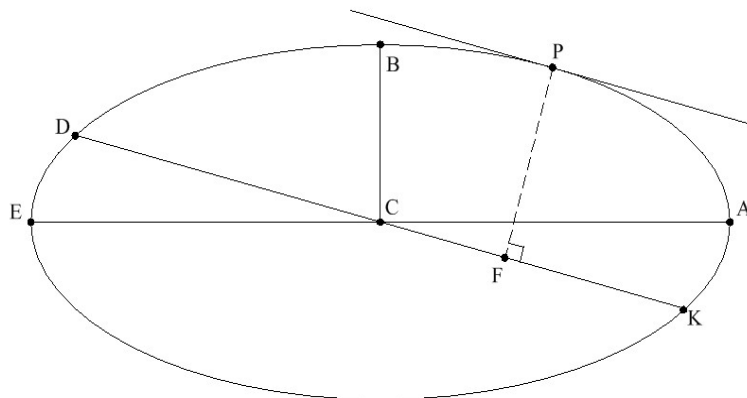


Proof: In the previous section it was shown that $\angle apx = \angle bpy$. Since $c'Oc$ is parallel to xpy , this implies $\angle pc'O = \angle pcO$, so that triangle cpc' is isosceles. Thus, $c'p = cp$. Choose b' on ap so that bb' is parallel to the tangent at P . Triangles abb' and aOc' are similar, so $\frac{ac'}{c'b'} = \frac{ao}{ob} = 1$. Thus, $ac' = c'b' = cb$. We have

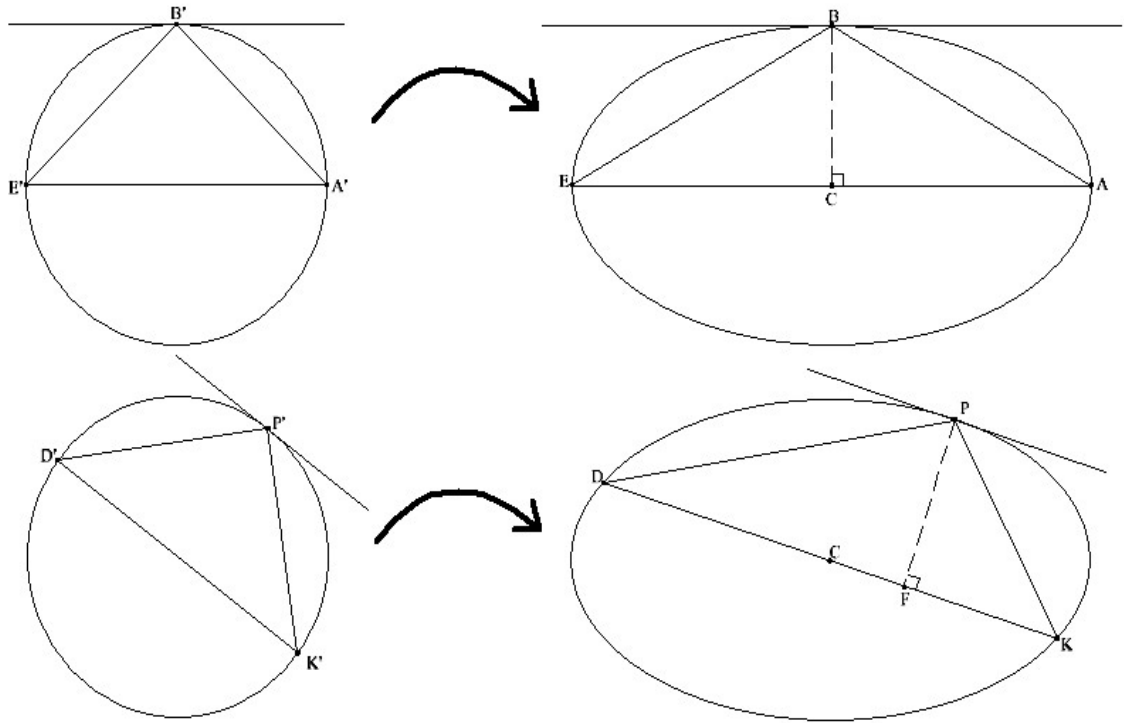
$$cp + c'p = cb + bp + pc' = c'a + pc' + pb = pa + pb = am + bm = 2Om$$

The second to last equality is due to the fact, proved in the previous section, that the sum of the distances from the foci of an ellipse to the points on the ellipse is a constant. The result follows. \square

Lemma 4 *Let E be an ellipse with axes AC and BC . Let P be a point on the ellipse, and let DK be the line through the center C of the ellipse parallel to the tangent at P . Let F be on DK so that PF is perpendicular to DK . Then $(PF)(CK) = (AC)(BC)$.*



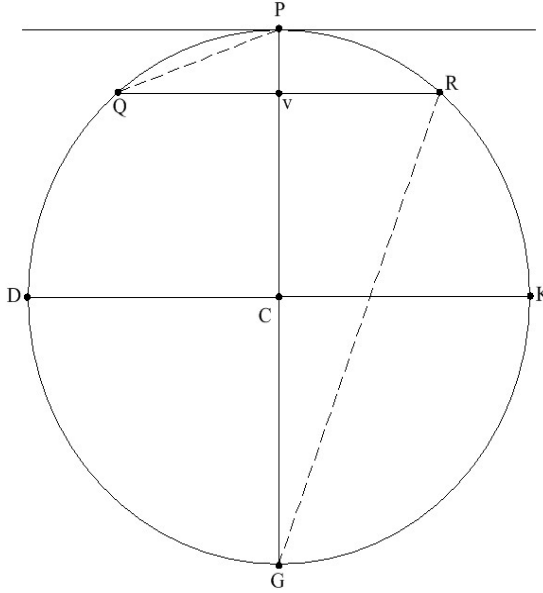
Proof: This is trivial when the ellipse is a circle. For the general case, consider an affine transformation from a circle to the ellipse (if you don't know what an affine transformation is, draw a circle with a marker on a plane of glass and then let sunlight pass through it and strike the ground, casting a shadow of the circle on the ground. By altering the angle of the glass you can produce as the shadow an ellipse of any eccentricity. This is the required transformation). Such transformations preserve ratios of areas, so we can reduce the case of the general ellipse to that of the circle. \square



Lemma 5 *Let GCP be a straight line through the center C of an ellipse. Let v be a point on GP and Q a point on the ellipse so that Qv is parallel to the tangent at P . Draw the line DCK parallel to the tangent at P . Then*

$$(3.16) \quad \frac{(Gv)(vP)}{(Qv)^2} = \frac{(PC)^2}{(DC)^2}$$

Proof: Let us suppose first that the ellipse is in fact a circle, and let's just assume that GP is vertical for simplicity.

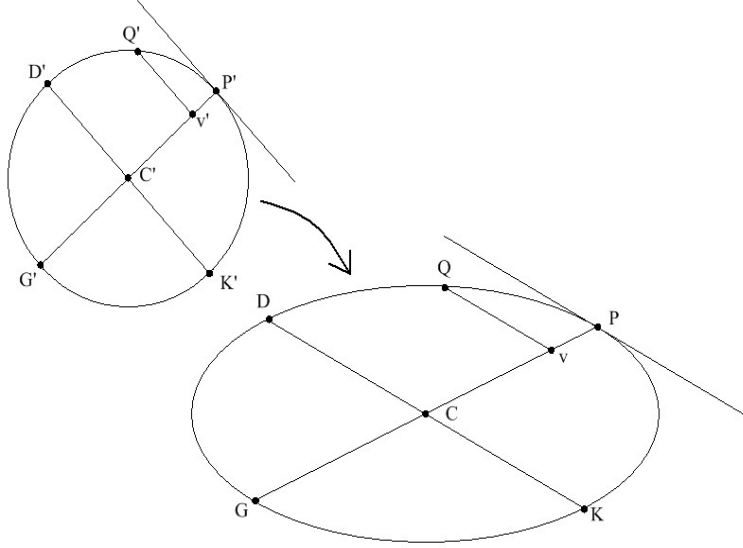


Clearly $\angle GvR = \angle QvP$, and we also have $\angle GRv = \angle QPv$ and $\angle vGR = \angle vQP$ as well, since these pairs of angles cover the same intervals on the circle. Thus, triangles Cvr and QvP are similar, and $\frac{Qv}{vP} = \frac{Gv}{vR}$, hence $(Qv)(vR) = (Gv)(vP)$. Since $Qv = vR$, we see

$$(3.17) \quad \frac{(Gv)(vP)(DC)^2}{(Qv)^2(PC)^2} = \frac{(Gv)(vP)}{(Qv)^2} = 1$$

so that (4.39) holds.

How do we go from a circle to an ellipse? Lesson learned from the previous lemma, we project the circle with an affine transformation. Choose a circle which projects to the ellipse in question, and choose points $G', D', Q', P', K', C', v'$ on and in the circle which project to points G, D, Q, P, K, C, v on and in the ellipse.



From the work above, we know that

$$(3.18) \quad \frac{(G'v')(v'P')(D'C')^2}{(Q'v')^2(P'C')^2} = 1$$

A property of this type of transformation is that, if $a'b'$ and $c'd'$ are two line segments which lie on parallel lines and which project to line segments ab and cd , then $\frac{a'b'}{c'd'} = \frac{ab}{cd}$. Thus

$$(3.19) \quad 1 = \frac{\frac{G'v'}{P'C'} \frac{v'P'}{P'C'}}{\frac{(Q'v')^2}{(D'C')^2}} = \frac{\frac{Gv}{PC} \frac{vP}{PC}}{\frac{(Qv)^2}{(DC)^2}}$$

Thus,

$$(3.20) \quad \frac{(Gv)(vP)}{(Qv)^2} = \frac{(PC)^2}{(DC)^2}$$

and we are done. □

Now let's look at one of Newton's theorems on elliptical orbits.

Theorem 8 *Suppose that an object O moves in an elliptical orbit due to an acceleration a towards an unmoving object S which depends only on the distance R between S and O . Then $a \sim \frac{1}{R^2}$.*

$$(3.24) \quad \frac{(Qv)^2}{(Qx)^2} = 1$$

This is only approximately true, but as Q gets very close to P , $\angle QPS$ approaches $\angle RPS$, and it follows from this that $\frac{(Qv)^2}{(Qx)^2} \rightarrow 1$. Next, we have

$$(3.25) \quad \frac{(Qx)^2}{(QT)^2} = \frac{(EP)^2}{(PF)^2} = \frac{(CA)^2}{(PF)^2} = \frac{(CD)^2}{(CB)^2}$$

The first equality is because triangles EPF and QTx are similar, the second is Lemma 3, and the third is Lemma 4. We now form a new equation with the relationships (3.21)-(3.25). The left side of the equation is formed by multiplying the leftmost parts of (3.21)-(3.25), and the right side is formed by multiplying the rightmost parts of (3.21)-(3.25). Much cancelation occurs on the left, and we get

$$(3.26) \quad \frac{L(QR)}{(QT)^2} = \frac{L(AC)(PC)^2(CD)^2}{(PC)(Gv)(CD)^2(CB)^2}$$

Plugging in $L = \frac{2(BC)^2}{AC}$, this is

$$(3.27) \quad \frac{L(QR)}{(QT)^2} = \frac{2(CB)^2(PC)^2(CD)^2}{(PC)(Gv)(CD)^2(CB)^2} = \frac{2(PC)}{(Gv)}$$

As Q approaches P , $Gv \rightarrow 2PC$, thus $\frac{2(PC)}{(Gv)} \rightarrow 1$, so we may take

$$(3.28) \quad \frac{L(QR)}{(QT)^2} = 1$$

Multiply the equation $L(QR) = (QT)^2$ by $\frac{SP^2}{QR}$ to get

$$(3.29) \quad L(SP)^2 = \frac{(SP)^2(QT)^2}{QR}$$

Since L is a constant depending on the ellipse, we may write this as

$$(3.30) \quad (SP)^2 \sim \frac{(SP)^2(QT)^2}{QR}$$

Now, suppose Q is the point that occurs in the orbit some time t later than P . For Q close to P the area of sector SQP is very close to the area of triangle

SQP , and thus by the corollary to Theorem 4 we have $t \sim (QT)(SP)$. Also, by Theorem 5 QR is approximately $(1/2)at^2$. Thus, we get

$$(3.31) \quad (SP)^2 \sim \frac{t^2}{at^2} = \frac{1}{a}$$

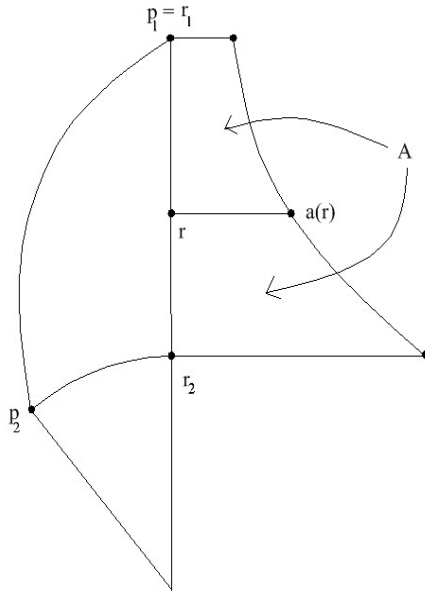
Since $SP = R$, the distance from S to O , we see $a \sim 1/R^2$, and we are done. \square

This section should have convinced the reader that a force directed at the sun satisfying an inverse square law is a likely culprit for moving the planets in their orbits.

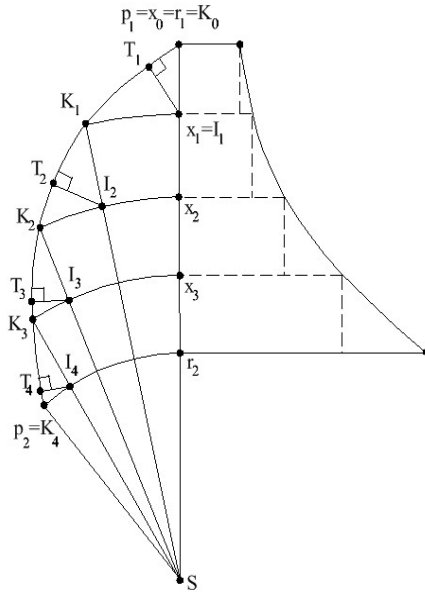
4 Proof that conical orbits result from an inverse square law

We now will assume that we have an inverse square law force acting on the planets, and deduce consequences.

Theorem 9 *Suppose that an object O moves along a curve and undergoes an acceleration a towards an unmoving object S which depends only on r , the distance between O and S . Suppose that at some time O is at a point P_1 , and that at some later time O is at another point P_2 . For any point r on SP_1 , draw the line from r perpendicular to SP_1 with length equal to the acceleration $a(r)$ at distance r . The points $a(r)$ trace out a curve. Let $r_1 = P_1$, and let r_2 be the point on SP_1 so that $SP_2 = Sr_2$. Let $v(P)$ be the velocity of O at point P . Then $v(P_2)^2 - v(P_1)^2 = 2A$, where A is the area determined by the curve $a(r)$ and the line SP , between the points r_1 and r_2 .*



Proof: Divide the interval $[r_2, r_1]$ into N equal parts, $[x_N, x_{N-1}]$, $[x_{N-1}, x_{N-2}]$, ..., $[x_2, x_1]$, $[x_1, x_0]$, where $x_N = r_2$ and $x_0 = r_1$. The following gives an example, with $N = 4$.



Let $K_0 = P_1$, $K_N = P_2$, and K_i be the point on the curve P_1P_2 the same distance from S as x_i . Draw the circular arc between K_i and x_i with center at S , and let I_i be the point on this arc which also lies on SK_{i-1} .

When N is very large, the segments $K_{i-1}K_i$ will be approximated as straight lines. Let T_i be the point on $K_{i-1}K_i$ so that I_iT_i is perpendicular to $K_{i-1}K_i$. We will approximate by assuming that the acceleration towards S on O is $a(x_{i-1})$ when O is in the interval K_iK_{i-1} . This acceleration is along the line SK_{i-1} . Resolve the acceleration into perpendicular components, along $K_{i-1}T_i$ and T_iI_i . The acceleration along T_iI_i does not change the velocity, only the direction. Thus, the change in velocity comes from the acceleration along $K_{i-1}T_i$. Since $\triangle K_{i-1}K_iI_i \sim \triangle K_{i-1}I_iT_i$,

$$(4.1) \quad \frac{K_{i-1}T_i}{K_{i-1}I_i} = \frac{K_{i-1}I_i}{K_{i-1}K_i} = \frac{x_{i-1}x_i}{K_{i-1}K_i}$$

Thus, the acceleration along K_i, K_{i-1} is $a(x_{i-1})\left(\frac{K_{i-1}T_i}{K_{i-1}I_i}\right) = a(x_{i-1})\left(\frac{x_{i-1}x_i}{K_{i-1}K_i}\right)$

If t_i is the amount of time it takes O to travel from K_{i-1} to K_i , then $v(K_i) - v(K_{i-1}) = a(x_{i-1})\left(\frac{x_{i-1}x_i}{K_{i-1}K_i}\right)t_i$. t_i is given by the distance between K_{i-1} and K_i divided by the velocity over this interval, which is approximately $v(K_{i-1})$. We see that

$$(4.2) \quad v(K_i) - v(K_{i-1}) = a(x_{i-1})\left(\frac{x_{i-1}x_i}{K_{i-1}K_i}\right)\frac{K_{i-1}K_i}{v(K_{i-1})}$$

Thus

$$(4.3) \quad v(K_{i-1})(v(K_i) - v(K_{i-1})) = a(x_i)(x_{i-1}x_i)$$

The right side is equal to the area of one of the rectangles in the picture above. We see that if we add this expression for all i , the right hand side becomes approximately equal to A . Let's multiply by 2 just for good measure to get

$$(4.4) \quad 2 \sum_{i=1}^N v(K_{i-1})(v(K_i) - v(K_{i-1})) = 2A$$

Now for a bit of trickery. If we choose N to be very large, then $v(K_i)$ and $v(K_{i-1})$ will be very close to each other, so we may write

$$(4.5) \quad 2 \sum_{i=1}^N v(K_{i-1})(v(K_i) - v(K_{i-1})) \\ = \sum_{i=1}^N \left(v(K_i)(v(K_i) - v(K_{i-1})) + v(K_{i-1})(v(K_i) - v(K_{i-1})) \right)$$

$$= \sum_{i=1}^N (v(K_i)^2 - v(K_{i-1})^2)$$

This last sum is a telescoping sum:

$$(4.6) \quad (v(K_1)^2 - v(K_0)^2) + (v(K_2)^2 - v(K_1)^2) + \dots + (v(K_{N-1})^2 - v(K_{N-2})^2) + (v(K_N)^2 - v(K_{N-1})^2)$$

The total is $v(K_N)^2 - v(K_0)^2 = v(P_2)^2 - v(P_1)^2$. Therefore,

$$(4.7) \quad v(r_2)^2 - v(r_1)^2 = 2A$$

which is what we set out to prove. We made many approximations above, but as N becomes very large the approximations become more and more accurate, so that in the limit we get equality. \square

In light of the work we did in the previous section, we need to be able to calculate the area under the curve given by $a(r) = \frac{k}{r^2}$, with k a constant.

Proposition 10 *Given the setup in the previous theorem, let $a(r)$ be given by $\frac{m}{r^2}$ for some constant $m > 0$. Then $A = m(\frac{1}{r_2} - \frac{1}{r_1})$.*

Proof: Fundamental theorem of calculus. See also the note at the end of the paper. \square

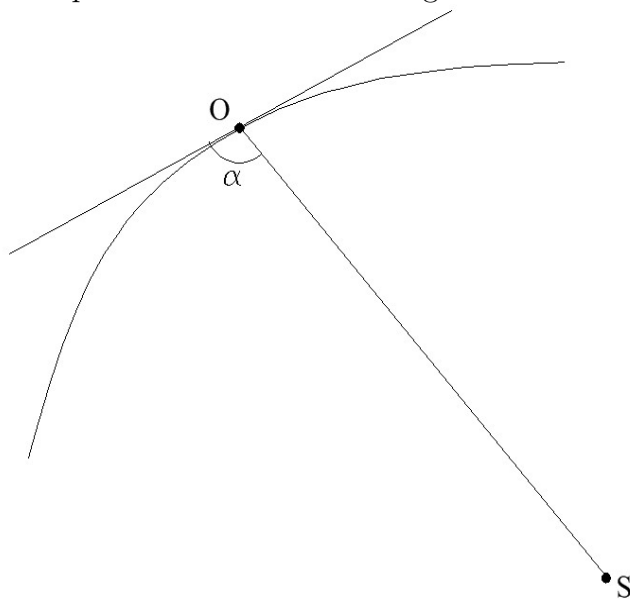
Combining Theorem 9 and Proposition 10 shows that, if we start an object in motion at a distance r_o from S with velocity $v(r_o)$, then for any other distance r from S that the object attains we have $v(r)^2 - \frac{2m}{r} = v(r_o)^2 - \frac{2m}{r_o}$. Let's isolate this as a lemma for future reference.

Lemma 6 *If an object O is in motion about a motionless object S subject only to an acceleration of $\frac{m}{r^2}$ towards S , then*

$$(4.8) \quad v(r)^2 - \frac{2m}{r} = C$$

where C is the constant $v(r_o)^2 - \frac{2m}{r_o}$.

Corollary 1 from the previous section implies that once an object begins orbiting S in, say, a counterclockwise direction, it continues to orbit counterclockwise. That is, it can not reverse itself at some point and orbit clockwise. We'll assume from now on that any object O in orbit around S is orbiting counterclockwise. Let α be the angle between SO and the tangent to the curve that the object traces; this gives two choices for α , but we will see below that it doesn't matter which we choose, since the important quantity will be the square of the sine of the angle.

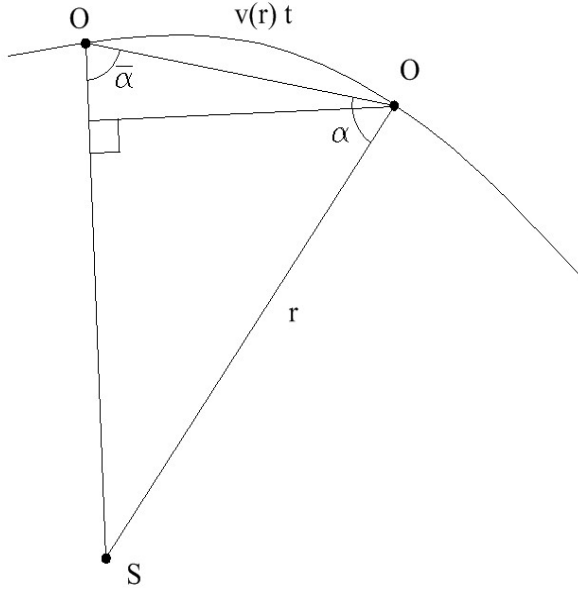


Lemma 7 *For an object O in orbit about a motionless object S with the same assumptions as in Lemma 6, we have*

$$(4.9) \quad r^2 v(r)^2 \sin^2 \alpha = Q$$

where Q is a constant.

Proof: Let O' be a point on the orbit of O close to O . Complete the triangle $OO'S$, and let α' be the angle between SO and OO' , $\bar{\alpha}'$ be the angle between SO' and $O'O$. Let t be the amount of time O takes to travel to O' .



By Corollary 1 of the previous section, the area of sector $SO'O$ is Wt , for some constant W . Triangle $SO'O$ has about the same area as sector $SO'O$, and OO' is about $v(r)t$, so we approximate

$$(4.10) \quad \frac{1}{2}(SO')(v(r)t) \sin \alpha' = Wt$$

hence

$$(4.11) \quad \frac{1}{2}(SO')v(r) \sin \alpha' = W$$

As we let O' go to O , the approximation becomes equality, $SO' \rightarrow r$, and $\alpha' \rightarrow \alpha$. Furthermore, $\angle O'SO \rightarrow 0$, so since $\angle O'SO + \alpha' + \bar{\alpha}' = 180^\circ$, $\bar{\alpha}' \rightarrow 180^\circ - \alpha$. Substituting these limits into (4.11) and using the fact that $\sin(180^\circ - \alpha) = \sin \alpha$, we get

$$(4.12) \quad \frac{1}{2}rv(r) \sin \alpha = W$$

Squaring this equation and letting $Q = 4W^2$ completes the proof. \square

These lemmas combine to give us

Theorem 10 *An object O in motion about an object S which is constantly subject to an acceleration of $\frac{m}{r^2}$ in the direction of S satisfies*

$$(4.13) \quad \csc^2 \alpha = \frac{C}{Q} r^2 + \frac{2m}{Q} r$$

Where $C =, Q,$ and m are constants given earlier in this section, and $\alpha = \alpha(r)$ is the angle between SO and the tangent to the orbit at O .

Remark: So that we have the constants all in one place, $m = \frac{a}{r^2}$ which is assumed to be constant, $C = v_o^2 - \frac{2m}{r_o}$, and $Q = r_o^2 v_o^2 \sin^2 \alpha_o$, where r_o, v_o and α_o are the initial distance of O from S , velocity of O , and angle that O is traveling from the radial line to S .

Proof: Rewrite this as $v(r)^2 = \frac{Q}{r^2 \sin^2 \alpha}$ and rewrite the conclusion of Lemma 6 as $v(r)^2 = C + \frac{2m}{r}$. Combining these equations gives

$$(4.14) \quad \frac{Q}{r^2 \sin^2 \alpha} = C + \frac{2m}{r}$$

Multiplying both sides by $\frac{r^2}{Q}$ gives

$$(4.15) \quad \csc^2 \alpha = \frac{C}{Q} r^2 + \frac{2m}{Q} r$$

□

Recall from section 1 that conics satisfy

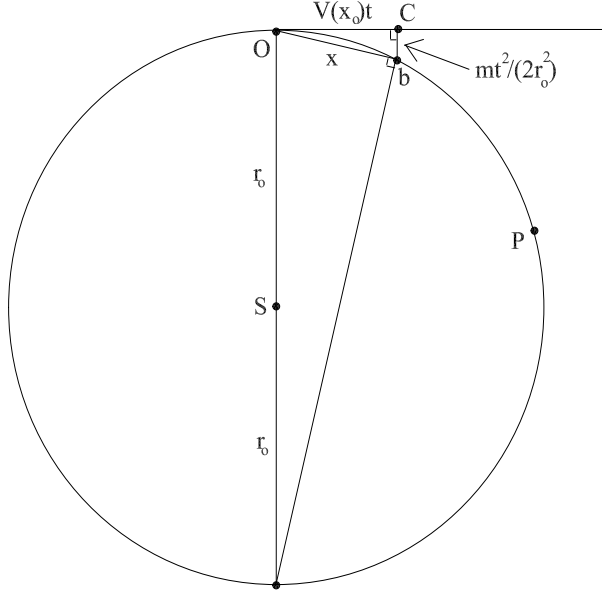
$$(4.16) \quad \csc^2 \alpha = \frac{(e^2 - 1)}{e^2(ao)^2} r^2 + \frac{2}{e(ao)} r$$

We're clearly getting close, as (4.15) and (4.16) look to be pretty much the same equation. There are a few more technical details to deal with before we can conclude that objects must move in conic sections under the effect of an inverse square law. The following proposition is the first step.

Proposition 11 *Suppose that an object O is orbiting an object S under an acceleration of $\frac{m}{r^2}$, and suppose that the orbit of O contains a circular arc centered at S . Then O must move in that same circle for all times in the past and future.*

Proof: Let OP be the circular arc in the orbit, and complete the circle around S . Let d be the point opposite O , let $r_o = SO$, let b be a point on OP close to O , and let c be the point on the tangent at O so that bc is

perpendicular to said tangent. Suppose that it takes time t for O to move to b . We resolve the motion Ob into components Oc and cb . Oc is due to the velocity at O , and thus is equal to $v(r_o)t$. cb is due to the acceleration towards S at O , and is therefore parallel to SO , and is equal to $\frac{m}{2r_o^2}t^2$ by Theorem 5.



$\angle Odb$ and $\angle bOc$ both cover the arc Ob and are therefore equal. Thus, $\triangle Odb \sim \triangle bOc$, and we have

$$(4.17) \quad \frac{x}{2r_o} = \frac{\frac{m}{2r_o^2}t^2}{x} \\ \implies x^2 = \frac{m}{r_o}t^2$$

As $b \rightarrow O$, $\angle bOc \rightarrow 0$, so that $\frac{x}{Oc} \rightarrow 1$. We can therefore replace x by $v(r_o)t$ in (4.17) to get

$$(4.18) \quad v(r_o)^2 t^2 = \frac{m}{r_o} t^2 \implies v(r_o)^2 = \frac{m}{r_o}$$

Now, recall that the C in Lemma 6 and Theorem 10 is given by

$$(4.19) \quad C = v(r_o)^2 - \frac{2m}{r_o}$$

We see that in our case, $C = \frac{-m}{r_o}$. Now, when O is moving in a circular arc $\alpha = 90^\circ$, and $\sin 90^\circ = 1$, so the Q in Lemma 7 and Theorem 10 is given by

$$(4.20) \quad Q = v(r_o)^2 r_o^2$$

We know that $v(r_o)^2 = \frac{m}{r_o}$, so $Q = mr_o$. Thus, by Theorem 10,

$$(4.21) \quad \csc^2 \alpha = \frac{-m/r_o}{mr_o} r^2 + \frac{2m}{mr_o} r = \frac{-1}{r_o^2} r^2 + \frac{2}{r_o} r = 1 - \left(\frac{r}{r_o} - 1\right)^2$$

for all r throughout the orbit of O . But $\csc^2 \alpha \geq 1$ for all α , and $1 - \left(\frac{r}{r_o} - 1\right)^2 \leq 1$ for all r . We see that $\csc^2 \alpha = 1 - \left(\frac{r}{r_o} - 1\right)^2 = 1$ for all r that O can attain. This can only be the case if $r = r_o$, so we conclude that $r = r_o$ is the only possible distance between O and S . In other words, O moves in a circle of radius r_o forever, and must have at all times since the object was put in motion. \square

Now we find the conic that O must travel upon when put in motion.

Proposition 12 *If O is placed into orbit around S , then there is exactly one conic that O can travel along.*

Proof: By Theorem 10, the relationship

$$(4.22) \quad \csc^2 \alpha = \frac{C}{Q} r^2 + \frac{2m}{Q} r$$

persists throughout the orbit of O . If there is only one possible r which can satisfy this, then we are in the case covered by the previous proposition and O travels in a circle, which is a conic. If O does not travel in a circle, however, we have to find a unique conic which satisfies (4.22). In the notation of Theorem 2 of the first section, a conic(non-circular) is uniquely determined by the eccentricity e and length ao , and satisfies

$$(4.23) \quad \csc^2 \alpha = \frac{(e^2 - 1)}{e^2(ao)^2} r^2 + \frac{2}{e(ao)} r$$

Equating coefficients in (4.22) and (4.23), we get

$$(4.24) \quad \begin{aligned} \frac{e^2 - 1}{e^2(ao)^2} &= \frac{C}{Q} \\ \frac{2}{e(ao)} &= \frac{2m}{Q} \end{aligned}$$

The second equation implies

$$(4.25) \quad \frac{1}{e^2(ao^2)} = \frac{m^2}{Q^2},$$

and plugging this into the first gives

$$(4.26) \quad \begin{aligned} (e^2 - 1) \frac{m^2}{Q^2} &= \frac{C}{Q} \\ \implies e^2 &= \frac{QC + m^2}{m^2} \end{aligned}$$

Thus,

$$(4.27) \quad e = \frac{\sqrt{QC + m^2}}{m}.$$

Given this, the second equation in (4.24) implies that

$$(4.28) \quad ao = \frac{Q}{\sqrt{QC + m^2}}.$$

So we see that the conic is uniquely determined, i.e. there is only one conic that satisfies (4.22). The reader may notice a possible problem, however. How do we know that $QC + m^2 \geq 0$, so that we may in fact take the square root? Reexamining the definitions of the constants, we see that $Q > 0$, but that C can be any real number. Thus, for arbitrary Q, C , and m it can easily happen that $QC + m^2 < 0$. What saves us, though, is that Q, C , and m are not arbitrary. Recall that $C = v(r_o)^2 - \frac{2m}{r_o}$, and that $Q = v(r_o)^2 r_o^2 \sin^2 \alpha$. If $C \geq 0$ then we have no problems, so let us assume that $C < 0$. Then

$$\begin{aligned} QC + m^2 &= \left(v(r_o)^2 - \frac{2m}{r_o}\right)(v(r_o)^2 r_o^2 \sin^2 \alpha) + m^2 \\ &\geq \left(v(r_o)^2 - \frac{2m}{r_o}\right)(v(r_o)^2 r_o^2) + m^2 \\ &= r_o^2 v(r_o)^4 - 2mr_o v(r_o)^2 + m^2 \\ &= (r_o v(r_o)^2 - m)^2 \geq 0 \end{aligned}$$

If $QC + m^2 = 0$ it can be seen easily that O travels in a circle. Otherwise, $QC + m^2 > 0$, and this entire construction works to generate a unique conic upon which O can move. \square

We're almost there. We still have to prove that an object cannot travel in an orbit that is not a conic. That is, we need to prove that there is no other curve that satisfies (4.13). Try as I might, I couldn't find a geometrical argument for this that varies notably from the standard proof that two functions with the same derivative and same value at a point coincide. I will therefore leave the proof of the following theorem to the reader. If the reader runs into trouble, they might find the transformation $(x, y) \longrightarrow (e^x \cos y, e^x \sin y)$ useful, together with the calculus theorem alluded to earlier in this paragraph.

Theorem 11 *Suppose that an object O is placed in orbit around S subject to an equation of the form*

$$(4.29) \quad \csc^2 \alpha = \phi(r)$$

Then there is at most one possible path that the object can move along which does not contain circular arcs centered at S .

At long last, combining Theorem 10, Proposition 11, Proposition 12, and Theorem 11, we obtain

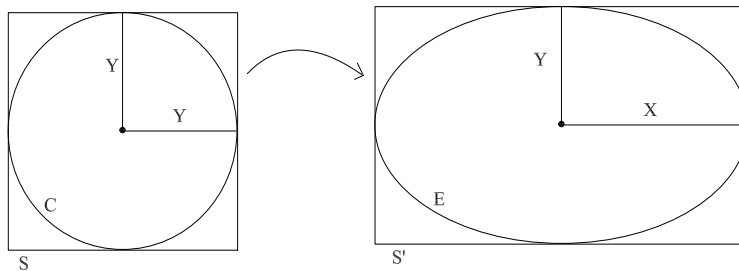
Theorem 12 *An object O subject to a force with an inverse square law directed at an unmoving object S will move along the path of a conic section.*

Let's take stock of where we are as it relates to the orbits of the planets. We have assumed the existence of an acceleration upon any object in the solar system that is directed at the sun, and which satisfies an inverse square law. We have proved that planets and other objects must move along conic sections (Theorem 12). This gives Kepler's first law, that planets move in ellipses (if they moved in parabolas or hyperbolas they would fly out of the solar system, and we wouldn't think of them as planets). Kepler's second law was proved at the beginning of the previous section, and in fact would hold for any force directed at the sun. All that remains is Kepler's third law, which is a snap compared to the first law. First, one last lemma about ellipses.

Lemma 8 *Let E be an ellipse with focus a and directrix L . Let o be the point on L such that ao is perpendicular to L , and let e be the eccentricity of E . Then the area of E is*

$$(4.30) \quad \frac{\pi(ao)^2 e^2}{(1 - e^2)^{3/2}}$$

Proof: Let X and Y denote the major and minor axes of E , respectively. Recall that E can be thought of as the projection of a circle of radius Y , and that projections preserve the ratio of areas. Let us inscribe E in a rectangle S' , and inscribe a circle C of radius Y in a square S .



We know that

$$(4.31) \quad \frac{Area(C)}{Area(S)} = \frac{Area(E)}{Area(S')}$$

Since $Area(C) = \pi Y^2$, $Area(S) = 4Y^2$, and $Area(S') = 4XY$, we see that $Area(E) = \pi XY$. Now, by the last proposition in the section on conics, we have

$$(4.32) \quad X = \frac{(ao)e}{1 - e^2}$$

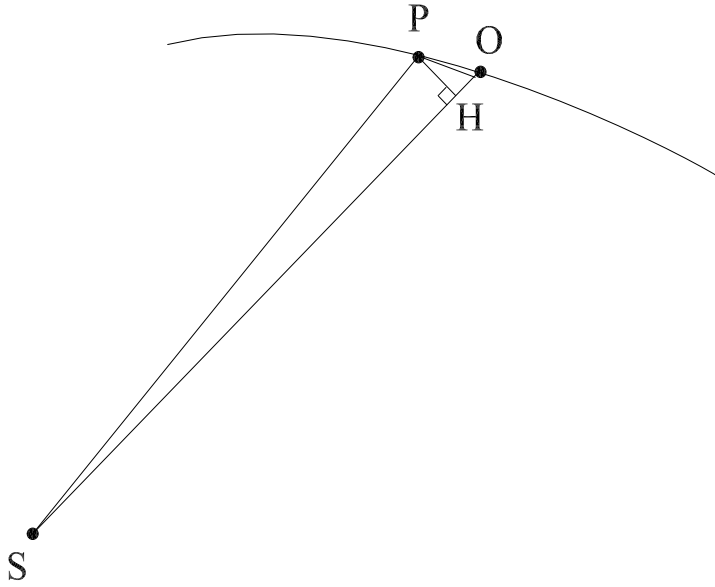
$$(4.33) \quad Y = \frac{(ao)e}{\sqrt{1 - e^2}}$$

Plugging these identities into $Area(E) = \pi XY$ gives the result. \square

That exponent of $3/2$ in the denominator in this lemma sure is suspicious, isn't it? Now for Kepler's third law.

Theorem 13 *Let an object O orbit a fixed point S in an ellipse E subject only to a force directed towards S which satisfies an inverse square law. Let X be the major axis of the ellipse. Then $X^{3/2} \sim T$, where T is the length of time for O to revolve once around S .*

Proof: Suppose the object is set in motion at time 0 with initial velocity v_o , radius from S r_o , and with angle between tangent and radius α_o . If the planet moves a very short amount of time t to point P it will sweep out an area that is very close to a triangle, as below.



Since t is so small, $\angle SOP$ is approximately equal to α , and OP is approximately $v_o t$. $SO = r_o$, so the area of triangle SOP is roughly $tr_o v_o \sin \alpha$. We will take this as the approximation to the area of sector SOP . Since equal areas are swept out in equal times, this relationship persists throughout the duration of the orbit. That is, if the planet travels for a length of time T , the radius to S sweeps out the area $Tr_o v_o \sin \alpha$. Thus, to find the amount of time in one revolution of O about S we may set

$$(4.34) \quad Tr_o v_o \sin \alpha = Area(E)$$

and solve for T . From the previous lemma,

$$(4.35) \quad Area(E) = \frac{\pi(ao)^2 e^2}{(1 - e^2)^{3/2}}$$

The proof of Lemma 12 shows that

$$(4.36) \quad e = \frac{\sqrt{QC + m^2}}{m}.$$

$$(4.37) \quad ao = \frac{Q}{\sqrt{QC + m^2}}.$$

with constants Q , C , and m as defined earlier in the section (Q defined in Lemma 7, C and m in Lemma 6). Thus,

$$(4.38) \quad \text{Area}(E) = \frac{Q^2/m^2}{(-QC/m^2)^{3/2}} = \frac{m\sqrt{Q}}{(-C)^{3/2}} = \frac{mr_o v_o \sin \alpha_o}{(-C)^{3/2}}$$

Recall that O moves in an ellipse only when $C < 0$, so that we may safely raise $(-C)$ to a non-integer power. In light of (4.34), we have

$$(4.39) \quad T = \frac{m}{(-C)^{3/2}}$$

We also know that

$$(4.40) \quad X = \frac{(ao)e}{1 - e^2} = \frac{Q/m}{1 - (QC + m^2)/m^2} = \frac{1}{m} \left(\frac{1}{-C} \right)$$

Comparing (4.39) and (4.40) shows that, indeed, $X^{3/2} \sim T$. □

5 An interesting problem

Problem: *Suppose that an object O is placed in orbit around S at a distance r_o , an initial velocity v_o , and an initial angle α_o (assumed not equal to 0° or 180°) to the radial line from S . Suppose that O is always subject to an acceleration of $\frac{m}{r^2}$ towards S . Determine which of the conic sections O will travel along, determine the closest distance O will attain from S , and in the case where O travels in an ellipse determine the maximal distance O attains from S .*

Remark: In the case of the parabola and hyperbola, we may need to run time backwards to achieve the minimum, as the object may be placed in motion moving away from S .

Solution: We know from Theorem 10 that, with $C = v_o^2 - \frac{2m}{r_o}$ and $Q = r_o^2 v_o^2 \sin^2 \alpha_o$,

$$(5.1) \quad \csc^2 \alpha = \frac{C}{Q} r^2 + \frac{2m}{Q} r$$

From Theorem 3 we know that this represents a parabola if $v_o^2 - \frac{2m}{r_o} = 0$, an ellipse if $v_o^2 - \frac{2m}{r_o} < 0$, and a hyperbola if $v_o^2 - \frac{2m}{r_o} > 0$. That answers the first part of the problem. To deal with the rest, suppose first that we are in the case of a parabola. Then

$$(5.2) \quad \csc^2 \alpha = \frac{2m}{Q} r$$

Since $\csc^2 \alpha \geq 1$, the minimum that r can be is $\frac{Q}{2m} = \frac{r_o^2 v_o^2 \sin^2 \alpha_o}{2m}$. Now suppose that O moves in an ellipse or hyperbola. Again the extremal values of r correspond to $\csc^2 \alpha = 1$, which by the quadratic formula happens when

$$(5.3) \quad r = \frac{-m \pm \sqrt{m^2 + CQ}}{C}$$

In the proof of Proposition 12 it was shown that $m^2 + CQ \geq 0$, so this equation makes sense. When $C > 0$ this gives one positive value for r , corresponding to the nearest point to S on the hyperbola, and when $C < 0$ this gives two positive values, corresponding to the maximal and minimal points to S on the ellipse. Plugging the values in for C and Q gives

$$(5.4) \quad \frac{-m + \sqrt{m^2 + (v_o^2 - \frac{2m}{r_o})(r_o^2 v_o^2 \sin^2 \alpha_o)}}{v_o^2 - \frac{2m}{r_o}}$$

as the minimum for both the hyperbola and the ellipse, and

$$(5.5) \quad \frac{-m - \sqrt{m^2 + (v_o^2 - \frac{2m}{r_o})(r_o^2 v_o^2 \sin^2 \alpha_o)}}{v_o^2 - \frac{2m}{r_o}}$$

as the maximum for the ellipse. □

The complexity of these answers indicates that a solution by different methods is likely to be quite involved.

6 Notes, references, and further reading

1. The prevalence of r^2 and $\sin^2 \alpha$ in the formulas in this paper remind me a bit of *rational trigonometry*, as propounded by Norman Wildberger. Essentially this is trigonometry with the fundamental concepts being the squares of lengths and squares of sines of angles. Perhaps many of these theorems could be reworked and would have nicer proofs and statements in that framework. I haven't worked on it myself, but an interested reader might want to consider it. I'm not sure how something like Theorem 3 would fit in, given the presence of a linear term in r .

2. The proof of Proposition 9 is based on a technique that, to my knowledge, was discovered by Japanese mathematicians a few centuries ago. I learned of it from [2], which is highly recommended.

3. The Fundamental Theorem of Calculus was invoked only once, in the proof of Proposition 10. But this could have been avoided if one is in a truly classical frame of mind, by a simple argument which is similar to the proof of Theorem 5.

4. The May, 1994 issue of The College Mathematics Journal contains a very interesting discussion on the question of whether Newton proved the theorem that an inverse square law implies conic section orbits. See also [5].

7 Acknowledgements

I'd like to thank George Markowsky, Linda Markowsky, and Fred Gardiner for their helpful comments and encouragement.

References

- [1] Goldstein, D. and Goldstein, R., *Feynman's Lost Lecture: The Motion of Planets Around the Sun*(1996), W. W. Norton and Company.
- [2] Fukagawa, H. and Pedoe, D., *Japanese Temple Geometry Problems - Sangaku*(1989), Charles Babbage Research Publishing.
- [3] Maxwell, J., *Matter and Motion*(1991), Dover Publications.

- [4] Newton, I., translated by Cohen, I. and Whitman, A, *The Principia : Mathematical Principles of Natural Philosophy - A New Translation*, (1999), University of California Press.
- [5] Pourciau, B, On Newton's Proof That Inverse-Square Orbits Must be Conics, *Annals of Science* 48,(1991), p. 159-172.
- [6] Weinstock, R., Isaac Newton: Credit Where Credit Won't Do, *The College Mathematics Journal* 25,(1994), p. 179-192.