

The Cosmic Neutrino Background Anisotropy - Linear Theory

Steen Hannestad¹, Jacob Brandbyge¹

E-mail: sth@phys.au.dk, jacobb@phys.au.dk

¹Department of Physics and Astronomy, University of Aarhus, Ny Munkegade, DK-8000 Aarhus C, Denmark

Abstract. The Cosmic Neutrino Background ($C\nu B$) anisotropy is calculated for massive neutrino states by solving the full Boltzmann equation. The effect of weak gravitational lensing, including the Limber approximation, is also derived for massive particles, and subsequently applied to the case of massive neutrinos.

1. Introduction

The Cosmic photon Microwave Background (CMB) is currently our main source of information about the physical content of the Universe. Observations of the CMB anisotropy provides detailed information about the curvature of the Universe, the matter content, and a plethora of other parameters [1].

Standard model physics likewise predicts the presence of a Cosmic Neutrino Background ($C\nu B$) with a well defined temperature of $T_\nu \sim (4/11)^{1/3}T_\gamma$. While it remains undetected in direct experiments, the presence of the $C\nu B$ is strongly hinted at in CMB data. The homogeneous $C\nu B$ component has been detected at the $4\text{-}5\sigma$ level in the WMAP data (see e.g. [1, 2, 3, 4, 5, 6]). Furthermore, this component is known to be free-streaming, i.e. to have an anisotropic stress component consistent with what is expected from standard model neutrinos (see [7, 8, 9, 10, 11, 12, 13]). Finally the standard model neutrino decoupling history is also confirmed by Big Bang Nucleosynthesis (BBN), the outcome of which depends on both the energy density and flavour composition of the $C\nu B$.

While this indirect evidence for the presence of a $C\nu B$ is important, a direct detection remains an intriguing, but almost impossible goal. The most credible proposed method is to look for a peak in beta decay spectra related to neutrino absorption from the $C\nu B$ [14, 15, 16], although many other possibilities have been discussed [17, 18, 19, 20, 21, 22, 23, 24]. The neutrino absorption method was first investigated by Weinberg [14], based on the possibility that the primordial neutrino density could be orders of magnitude higher than normally assumed due to the presence of a large chemical potential. Although a large chemical potential has been ruled out because it is in conflict with BBN and CMB [25, 26, 27, 28, 29], the method may still work

and recently there has been renewed interest in detecting the $C\nu B$ using beta unstable nuclei.

Although the direct detection of the $C\nu B$ is already very challenging, one might speculate on the possibility that in the more distant future anisotropies in the $C\nu B$ will be detectable. For massless neutrinos the calculation of the $C\nu B$ proceeds in a way which is almost identical to the standard CMB calculation. The massless $C\nu B$ anisotropy spectrum was first presented in [30] and subsequently calculated in [31] in a highly simplified way which contains some, but not all of the essential physics.

For massive neutrinos the calculation is much more complicated, and the $C\nu B$ anisotropy is changed considerably: If the mass is sufficiently high, neutrino velocities can be as low as the escape velocities of galaxies. In this case the $C\nu B$ is entirely determined by non-linear gravitational clustering. The current thermal velocity of a non-relativistic homogeneous neutrino background is given roughly by $\langle v \rangle \sim 1500 \text{ km s}^{-1} \left(\frac{0.1 \text{ eV}}{m_\nu} \right)$, which should be compared to gravitational streaming velocities which are up to $\sim 1000 \text{ km s}^{-1}$. For small masses (i.e. non-degenerate, $m_\nu \lesssim 0.1 \text{ eV}$) it is possible to make a calculation which is analogous to what is done for the CMB. As will be explained later the $C\nu B$ spectrum is shifted to larger angular scales, mainly because the much shorter distance to the neutrino last scattering surface changes the relation between angular scales and length scales. Furthermore the amplitude of the anisotropy greatly increases at small multipoles because the gravitational source term becomes much more important as neutrinos become increasingly non-relativistic at late times.

In addition to this change in the primary $C\nu B$ spectrum, the effect of gravitational lensing is also very different from the case of massless neutrinos. As is the case for the primary spectrum, gravitational lensing becomes increasingly important at low l as the mass increases. A detailed calculation of the lensing of massive neutrinos is presented in section 3. First, however, we derive the necessary equations for the primary $C\nu B$ anisotropy in section 2 and present a numerical calculation of the $C\nu B$ power spectra for different masses. In section 4 we combine the results of sections 2 and 3 to derive the form of the lensed massive $C\nu B$. Finally, section 5 contains a discussion of our results and our conclusions.

2. The primary $C\nu B$

2.1. Theory - The Boltzmann equation

The evolution of any given particle species can be described via the Boltzmann equation. Our notation is similar to that of Ma and Bertschinger [32]. As the time variable we use conformal time, defined as $d\eta \equiv dt/a(t)$, where $a(t)$ is the scale factor and t is cosmic time. Also, as the momentum variable we shall use the comoving momentum $q_j \equiv ap_j$. We further parametrise q_j as $q_j = qn_j$, where q is the magnitude of the comoving momentum and n_j is a unit 3-vector specifying direction.

The Boltzmann equation can generically be written as

$$L[f] = \frac{Df}{D\tau} = C[f], \quad (1)$$

where $L[f]$ is the Liouville operator. The collision operator $C[f]$ on the right-hand side describes any possible collisional interactions. For neutrinos $C[f] = 0$ after neutrino decoupling at $T \sim 2 - 3$ MeV.

We then write the distribution function as

$$f(x^i, q, n_j, \eta) = f_0(q)[1 + \Psi(x^i, q, n_j, \eta)], \quad (2)$$

where $f_0(q)$ is the unperturbed distribution function. For a fermion which decouples while relativistic, this distribution function is

$$f_0(q) = [\exp(q/T_0) + 1]^{-1}, \quad (3)$$

where T_0 is the present-day temperature of the species.

In conformal Newtonian (longitudinal) gauge the Boltzmann equation for neutrinos can be written as an evolution equation for Ψ in k -space [32]

$$\frac{1}{f_0}L[f] = \frac{\partial\Psi}{\partial\tau} + ik\frac{q}{\epsilon}\mu\Psi + \frac{d\ln f_0}{d\ln q} \left[\dot{\phi} - ik\frac{\epsilon}{q}\mu\psi \right] = 0, \quad (4)$$

where $\mu \equiv n^j \hat{k}_j$. ψ and ϕ are the metric perturbations, defined from the perturbed space-time metric in the conformal Newtonian gauge [32]

$$ds^2 = a^2(\eta)[-(1 + 2\psi)d\eta^2 + (1 - 2\phi)\delta_{ij}dx^i dx^j]. \quad (5)$$

The perturbation to the distribution function can be expanded as follows

$$\Psi = \sum_{l=0}^{\infty} (-i)^l (2l + 1) \Psi_l P_l(\mu). \quad (6)$$

One can then write the collisionless Boltzmann equation as a moment hierarchy for the Ψ_l 's by performing the angular integration of $L[f]$

$$\dot{\Psi}_0 = -k\frac{q}{\epsilon}\Psi_1 + \dot{\phi}\frac{d\ln f_0}{d\ln q}, \quad (7)$$

$$\dot{\Psi}_1 = k\frac{q}{3\epsilon}(\Psi_0 - 2\Psi_2) - \frac{\epsilon k}{3q}\psi\frac{d\ln f_0}{d\ln q}, \quad (8)$$

$$\dot{\Psi}_l = k\frac{q}{(2l + 1)\epsilon}(l\Psi_{l-1} - (l + 1)\Psi_{l+1}), \quad l \geq 2. \quad (9)$$

By integrating the neutrino perturbation over momentum

$$F_{\nu l} = \frac{\int dq q^2 \epsilon f_0(q) \Psi_l}{\int dq q^2 \epsilon f_0(q)}, \quad (10)$$

one finds a set of equations equivalent to those used to follow the perturbations in photons or massless neutrinos, i.e a set of equations for $F_{\nu l}$.

The distortion to the sky intensity can also be found using the perturbation to the temperature, Θ , related to the distribution function via

$$f(q) = [\exp(q/[T_0(1 + \Theta)]) + 1]^{-1}. \quad (11)$$

Equating Eqs. (2) and (11), Ψ and Θ are related by

$$\Theta(q) = - \left(\frac{d \ln f_0}{d \ln q} \right)^{-1} \Psi(q). \quad (12)$$

Since the transformation between Ψ and Θ is mass-independent, the normalisation of the angular power spectrum is not significantly affected. [31] used the transformation $-\left(\frac{d \ln f_0}{d \ln q}\right)^{-1}$ which introduces an extra factor of v^2 relative to our definition. The v^2 factor, by construction, suppresses the perturbations for the higher neutrino masses significantly.

By substituting Θ into the Boltzmann equation, Eq. (4), it can be seen that Θ is q -independent in the massless case. For massless particles it is therefore convenient to calculate the angular power spectrum of the temperature perturbation. For massive particles Θ is q -dependent giving rise to spectral distortions in the temperature field. Since it is convenient to have results similar to the CMB in the massless neutrino case we calculate the massive neutrino anisotropy spectrum of the quantity $\Theta_l(q)$ related to $\Theta_{\nu l}$ by

$$\Theta_{\nu l} = \frac{\int dq q^2 \epsilon f_0(q) \Theta_l(q)}{\int dq q^2 \epsilon f_0(q)}. \quad (13)$$

Of course, the quantity which is actually measurable will depend on the type of experiment used. A typical experiment will measure either a number flux, a momentum flux, or a kinetic energy flux as a function of angle. For massless particles these quantities are trivially related by a momentum independent number, i.e. the number flux anisotropy is $3\Theta_{\nu l}$ and the momentum/energy flux anisotropy is $F_{\nu l} = 4\Theta_{\nu l}$. For massive particles this is no longer true and one must calculate the appropriate quantity for any given experiment.

Similarly to the photon case one can then construct the C ν B sky brightness fluctuation angular power spectrum as

$$C_l^\Theta(q) = (4\pi)^2 \int k^2 dk P_I(k) \Theta_l^2(q, k). \quad (14)$$

Here $P_I(k)$ is the primordial potential fluctuation power spectrum, $P_I(k) \propto k^{n-4}$. Throughout the paper we assume a flat Harrison-Zel'dovich spectrum so that $n = 1$ with cosmological parameters $(\Omega_b, \Omega_m, \Omega_\Lambda, h, A_s) = (0.05, 0.3, 0.7, 0.7, 2.3 \cdot 10^{-9})$. As can be seen, a given l gets contributions from all k . The extra q -dependence arises because in principle one should perform the q -dependent lensing of $C_l^\Theta(q)$ in q -bins. The total C_l^Θ is found by averaging over momenta at the present time η_0

$$C_l^\Theta = \left[\frac{\int dq q^2 \epsilon(\eta_0, q) f_0(q) \sqrt{C_l^\Theta(q)}}{\int dq q^2 \epsilon(\eta_0, q) f_0(q)} \right]^2. \quad (15)$$

C_l^Θ does not include lensing, since the second-order term encoding deflections has been left out of the Boltzmann equation. Note that mapping the neutrino anisotropic sky in different momentum bins (anisotropic neutrino momentum tomography) will probe structures at different spacial distances from us. Furthermore, the observed C ν B will be a superposition of the spectra for each individual neutrino mass.

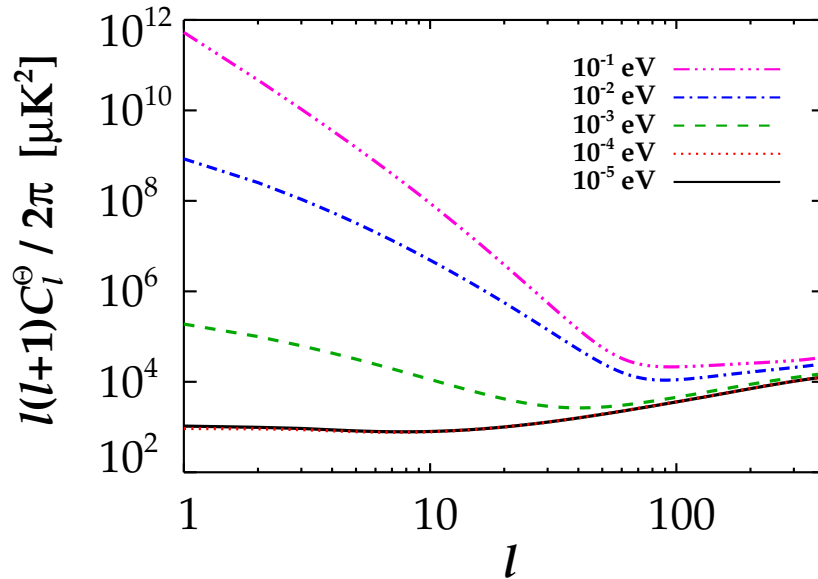


Figure 1. Primary $C\nu B$ spectrum for different neutrino masses.

2.2. Gauge effects

As noted we use the conformal Newtonian gauge, since this gauge is directly related to physically measurable quantities. In the Synchronous gauge the velocity perturbation, θ , for the CDM component is, by definition, zero. Therefore θ_ν , which is a momentum integral over Ψ_1 , is a gauge dependent quantity. In contrast, the anisotropic stress, which is a momentum integral over Ψ_2 , is a gauge independent quantity. Since all moments Ψ_l with $l > 2$ is recursively related to Ψ_2 , these higher order moments are gauge independent as well.

Since we cannot separate the CMB/ $C\nu B$ dipole from our own peculiar motion, we are only interested in modelling the C_l^Θ 's with $l \geq 2$ when comparing with observations. But C_1 , the lowest mode containing physically relevant information, is gauge dependent. We have taken this into account by working in the physical conformal Newtonian gauge.

We also note that the transfer functions are gauge dependent, though for the Synchronous and conformal Newtonian gauges they are almost identical inside the horizon for the massive components. Therefore we have calculated the transfer functions used to get the lensing contribution in the Synchronous gauge with CAMB [33].

2.3. Numerical results

We have used the COSMICS code [34] to solve the Boltzmann hierarchy for the neutrinos. In practise we have solved the system going up to $l = 500$ with 64 bins in q , equally spaced from $q/T_0 = 0$ to 15. In Fig. 1 we show results for C_l^Θ for various

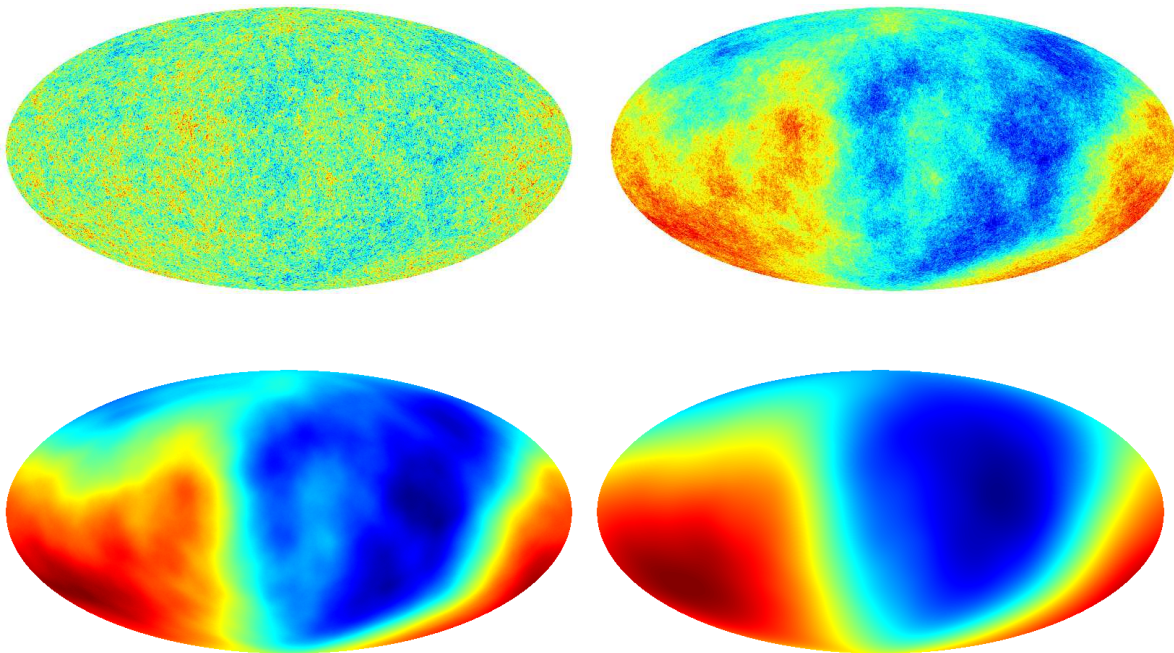


Figure 2. Sky maps of the primary neutrino power spectra, C_l^\ominus , with the dipole included, for $m_\nu = 10^{-5}$ eV (top-left), 10^{-3} eV (top-right), 10^{-2} eV (bottom-left) and 10^{-1} eV (bottom-right). The maps have been generated with the same underlying random numbers with the HEALPIX package [35].

masses and Fig. 2 shows sky map realisations for these spectra.

The massless case (i.e. 10^{-5} eV) is consistent with the result of [30]. At high l the spectra are almost identical, and do not depend on the neutrino mass. The reason for this can be understood from the following argument: Above a certain k -value, k_{FS} , neutrinos are completely dominated by free-streaming and this k -value is proportional to m_ν . In order to convert this to an l -value one then uses the relation $l_{\text{FS}} \sim k_{\text{FS}} \chi^*$ (where χ^* is the comoving coordinate from which the neutrinos originate) and since $\chi^* \propto m_\nu^{-1}$ for non-relativistic particles [36], l_{FS} does not depend on m_ν . Inserting numbers one finds $l_{\text{FS}} \sim 100$ which is in good agreement with Fig. 1. At smaller angular scales, $l \gtrsim l_{\text{FS}}$, the anisotropy comes from the Sachs-Wolfe effect during radiation domination.

For smaller l -values the anisotropy increases dramatically as the mass increases. This can be understood as follows. As soon as neutrinos go non-relativistic the $\frac{ek}{3q} \psi \frac{d \ln f_0}{d \ln q}$ term in $\dot{\Psi}_1$ begins to dominate the Boltzmann hierarchy evolution. This quickly makes the higher l modes increase as well, and the final amplitude simply depends on the time elapsed after neutrinos go non-relativistic.

The effect can be seen in Fig. 3 which shows the evolution of Ψ_1 , Ψ_2 and Ψ_{10} for three different neutrino masses and two different k -values. As soon as neutrinos go non-relativistic Ψ_1 immediately begins to grow, and the higher Ψ_l 's follow with a slight delay for $k = 0.1 h \text{Mpc}^{-1}$. This exactly matches the low l behaviour seen in Fig. 1.

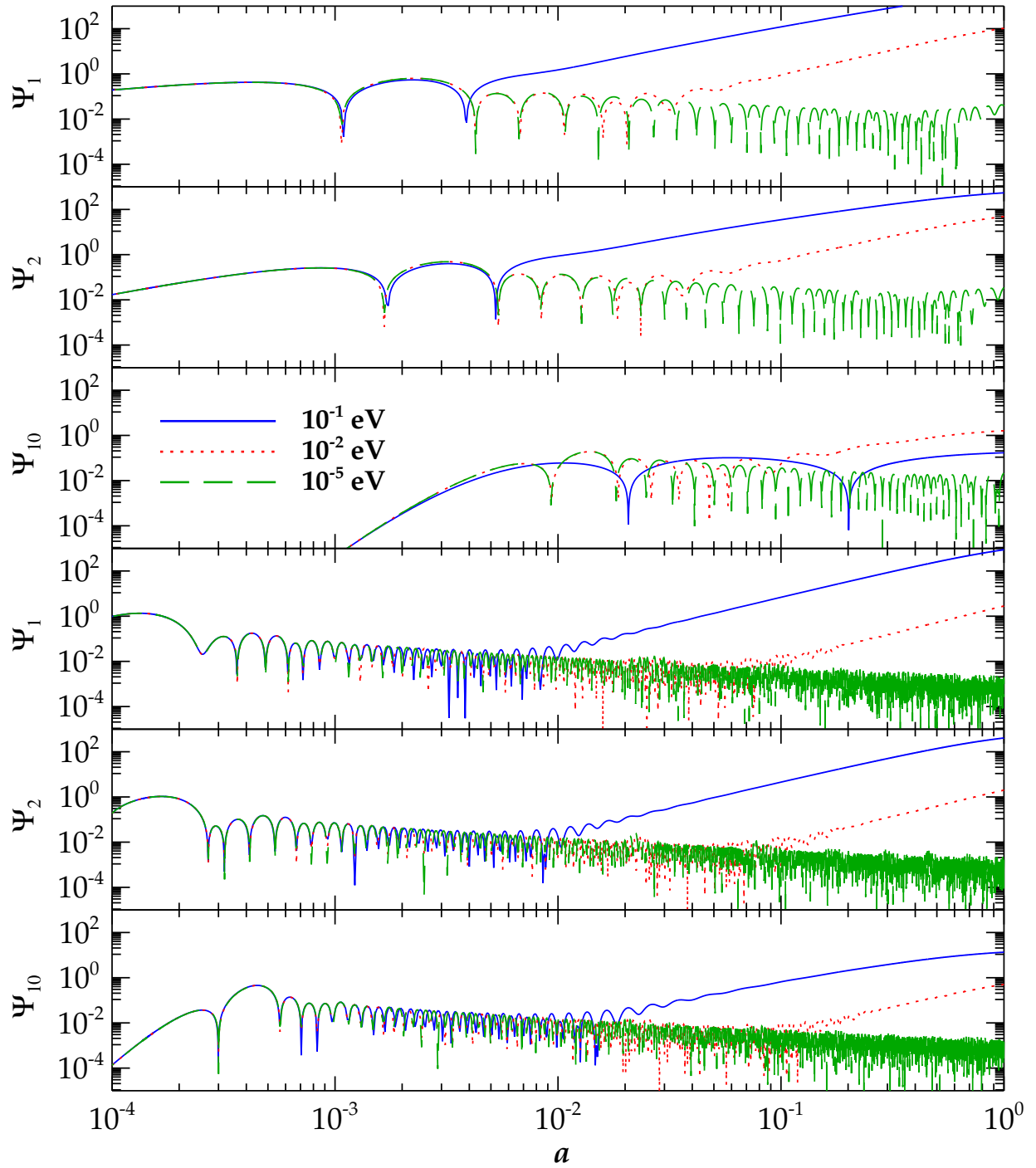


Figure 3. Ψ_l 's for 3 neutrino masses with momentum $q/T_0 = 3$ as a function of the scale factor. The upper three panels are for $k = 0.01 \text{ h Mpc}^{-1}$ and the lower three panels for $k = 0.1 \text{ h Mpc}^{-1}$.

Note also the behaviour of Ψ_{10} for $k = 0.01 h \text{ Mpc}^{-1}$ and $m_\nu = 0.1 \text{ eV}$. For this mass and k -value, the q/ϵ term in the $\dot{\Psi}_l$ equations becomes sufficiently important to suppress the propagation of the gravitational source term to high l . At higher k this is no longer true.

For high mass neutrinos ($\gtrsim 0.1 \text{ eV}$) gravitational distortion is so strong that the dominant contribution comes from the local galactic and/or cluster halo. This case is similar to the study of the WIMP flux anisotropy and requires N -body simulations [37]. This will be treated separately in a later paper while in the present paper we limit ourselves to the framework of linear theory.

3. The lensing distortion

3.1. Theory

For strictly massless neutrinos the lensing distortion is identical to that for photons [38, 39, 40]. The change in angle $d\alpha$ per unit path $d\chi$ is proportional to the transverse derivative of the gravitational potential, ψ ,

$$\frac{d\alpha}{d\chi} = -2\nabla_\perp\psi, \quad (16)$$

where $\nabla_\perp\psi$ is the component perpendicular to the line of sight. Relaxing the assumption of relativistic particles and solving the geodesic equation for a neutrino propagating in a weak potential, one arrives at the result

$$\frac{d\alpha}{d\chi} = -\frac{1+v^2}{v}\nabla_\perp\psi. \quad (17)$$

Note that this result reduces to the ordinary Newtonian expression $\frac{d\alpha}{dx} = -\frac{1}{v}\nabla_\perp\psi$ in the limit $v \rightarrow 0$. It should also be noted that the expression diverges as $v \rightarrow 0$ because the assumption $v > v_{\text{esc}}$ is violated, i.e. particles with low velocity will be gravitationally bound in the potential.

From Eq. (17) we can calculate the distortion spectrum in a manner similar to what is done for the usual gravitational lensing spectrum. This is done with the assumption of Gaussian perturbations and using the Born approximation [40].

The total deflection angle $\boldsymbol{\alpha}$ is related to the lensing potential, Π , by

$$\boldsymbol{\alpha} = \nabla_{\hat{\mathbf{n}}}\Pi. \quad (18)$$

In a flat universe the normal formula for the angular lensing power spectrum, $\langle \Pi_{lm}\Pi_{l'm'}^* \rangle = \delta_{ll'}\delta_{mm'}C_l^\Pi$, is given by

$$C_l^\Pi = 16\pi \int \frac{dk}{k} \left[\int_0^{\chi^*} d\chi \mathcal{P}_\psi^{1/2}(k, \eta_0 - \chi) j_l(k\chi) \left(\frac{\chi^* - \chi}{\chi^*\chi} \right) \right]^2, \quad (19)$$

derived using Eq. (16). Here the power spectrum, \mathcal{P}_ψ , is related to the ordinary matter power spectrum in the density contrast by $\mathcal{P}_\psi \propto a^{-2}P_m/k$. χ^* is the conformal distance at which the photons (or neutrinos) decoupled, taken to be a single source sphere, and

j_l is a spherical Bessel function. $j_l(k\chi)(\chi^* - \chi)/(\chi^*\chi)$ is an effective window function, which distributes power in k -space along the particle trajectory to angular l -space.

However, several changes are necessary when particles are allowed to have mass. The relation $d\chi = -d\eta$ must be replaced with $d\chi = -v d\eta$ (the minus sign accounts for the fact that time and space run in different directions, i.e. $\int_0^{\chi^*} d\chi \sim \int_{\eta_0}^{\eta^*} d\eta$ with $\eta^* \simeq 0$, so that the observer is at the origin). In addition, the power spectrum $\mathcal{P}_\psi(k, \eta_0 - \chi)$ should be replaced by $\mathcal{P}_\psi(k, \eta)$. With these modifications, the expression for massive particles becomes

$$C_l^\Pi(q) = 4\pi \int \frac{dk}{k} [\Delta_l^\Pi(q, k)]^2, \quad (20)$$

with

$$\Delta_l^\Pi(q, k) = \int_0^{\eta_0} d\eta \Delta_l^\Pi(q, k, \eta), \quad (21)$$

and

$$\Delta_l^\Pi(q, k, \eta) = [1 + v^2(q, \eta)] \mathcal{P}_\psi^{1/2}(k, \eta) j_l(k\chi(q, \eta)) \left[\frac{\chi^*(q) - \chi(q, \eta)}{\chi^*(q)\chi(q, \eta)} \right], \quad (22)$$

where $v(q, \eta) = q/\epsilon = 1/\sqrt{1 + a^2(\eta)m^2/q^2}$. χ^* is now momentum dependent since neutrinos with different velocities have different distances to their respective last scattering surfaces, though they still scattered at the same time η^* .

We calculate an average quantity of the lensing power spectrum found by doing an energy average over the $C_l^\Pi(q)$'s

$$C_l^\Pi = \left[\frac{\int dq q^2 \epsilon(\eta_0, q) f_0(q) \sqrt{C_l^\Pi(q)}}{\int dq q^2 \epsilon(\eta_0, q) f_0(q)} \right]^2. \quad (23)$$

Using the orthogonality of the Bessel functions together with the fact that they pick out the scale $k \simeq l/\chi$ at high l , the high l limit of the above equations reduce to the Limber approximation (see e.g. [41, 42]) for massive particles

$$C_l^\Pi(q) \simeq \frac{2\pi^2}{l^3} \int_0^{\eta_0} d\eta \frac{\chi}{v} [1 + v^2]^2 \mathcal{P}_\psi(l/\chi, \eta) \left[\frac{\chi^* - \chi}{\chi^*\chi} \right]^2. \quad (24)$$

For $l \gtrsim 100$ this approximation is very good for all masses simulated.

3.2. Numerical results

In Fig. 4 we show $l^2(l+1)^2 C_l^{\Pi\dagger}$ for various neutrino masses, all in a Λ CDM background model, and Fig. 5 shows realisations of these spectra. We have done the calculation in linear theory only. As can be seen, for higher neutrino masses the lensing distortion peaks at lower l because a given k -scale corresponds to lower l when $v < c$. Basically there is no contribution from modes with $k \lesssim l/\chi^*$. This also means that for higher masses C_l^Π picks up a much larger contribution from high k . This can be seen explicitly

\dagger Compared to C_l^Θ there is an extra factor of $l(l+1)$ since the physically relevant quantity is the deflection angle.

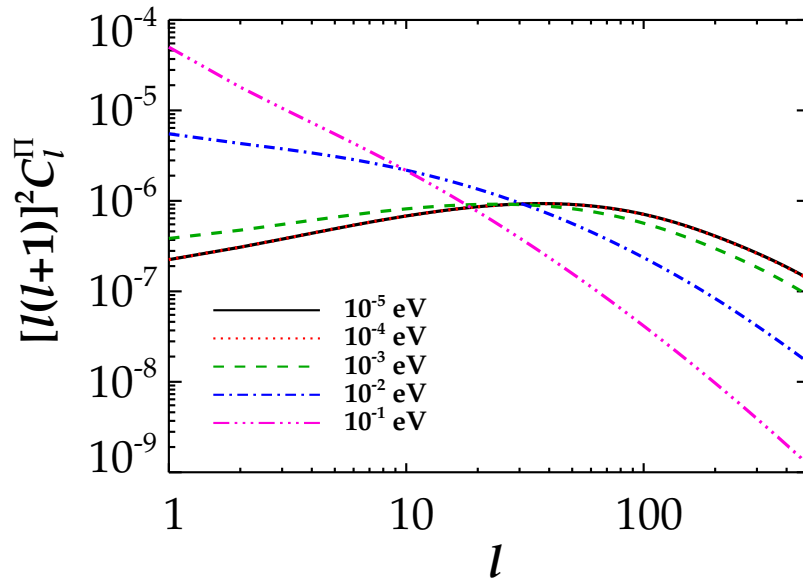


Figure 4. The lensing potential angular power spectrum, C_l^{II} , for 5 different neutrino masses.

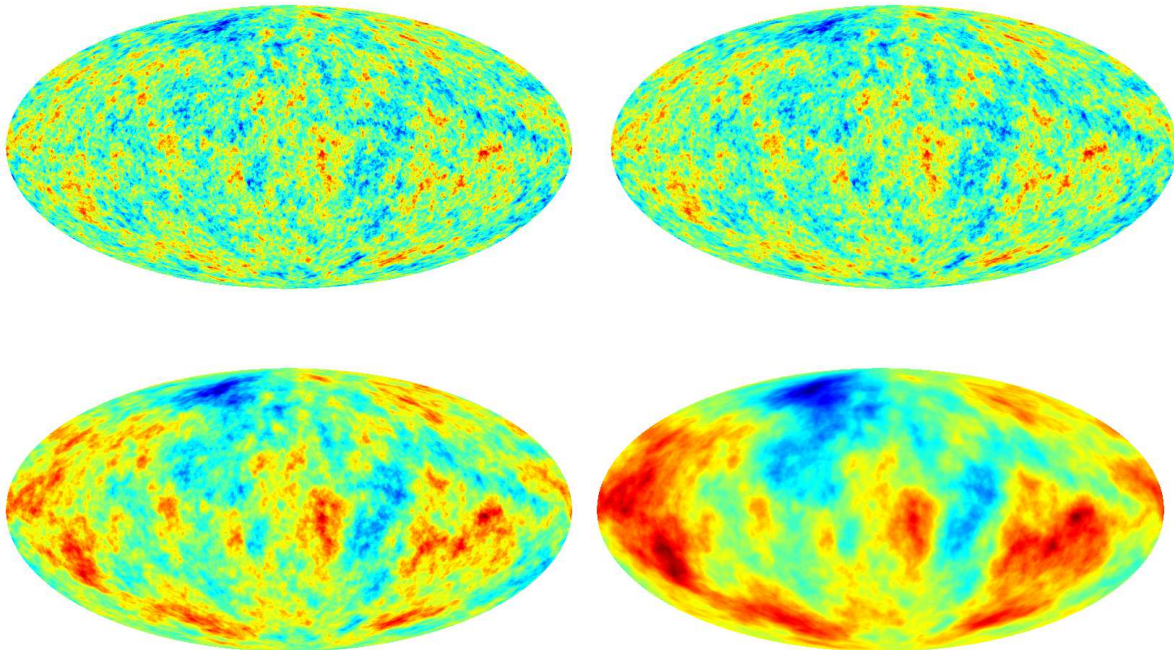


Figure 5. Sky maps of the lensing deflection $l(l+1)C_l^{\text{II}}$ with the dipole included, for $m_\nu = 10^{-5}$ eV (top-left), 10^{-3} eV (top-right), 10^{-2} eV (bottom-left) and 10^{-1} eV (bottom-right).

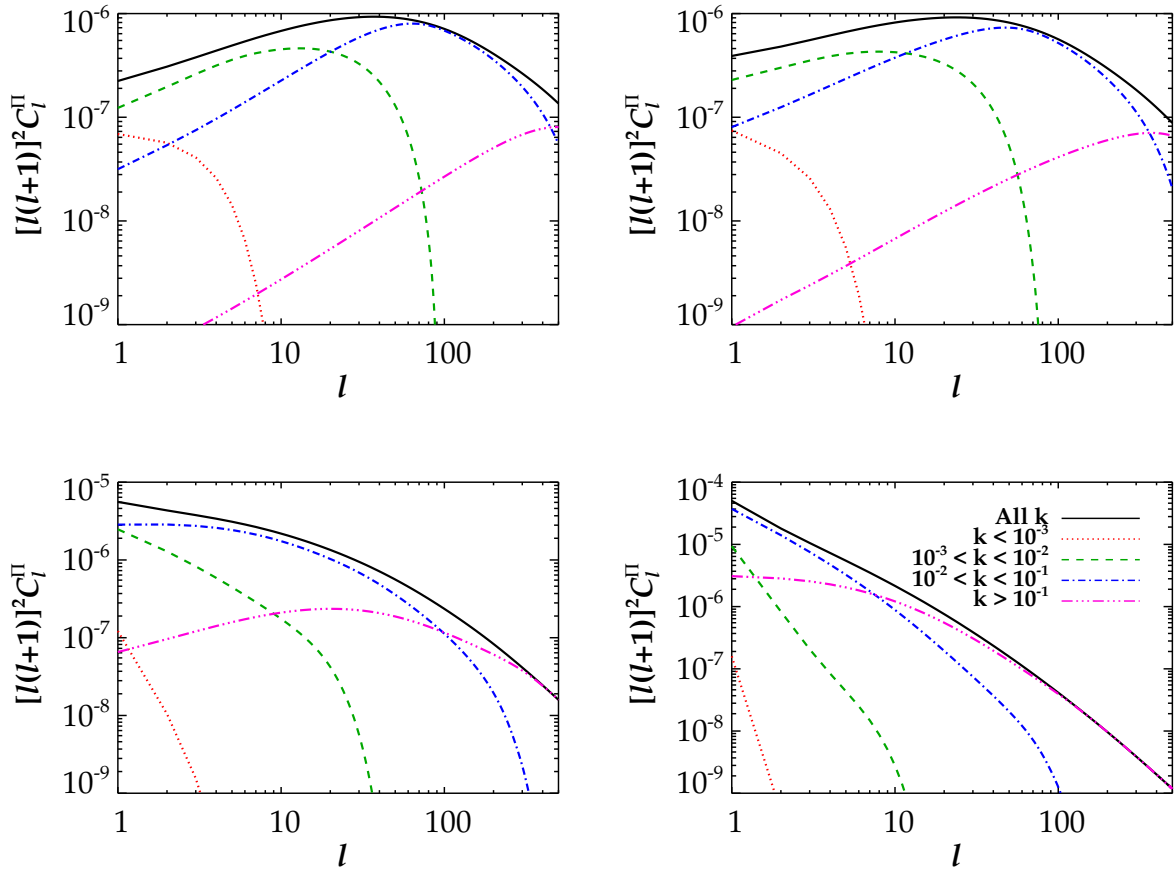


Figure 6. The contribution to C_l^{II} from various scales k in units of $h \text{ Mpc}^{-1}$. From top-left to bottom-right the neutrino mass is 10^{-5} eV , 10^{-3} eV , 10^{-2} eV and 10^{-1} eV .

in Fig. 6 which shows the contribution to C_l^{II} from various scales. For the higher masses there are significant high- k contributions to lensing already at low l .

From the Limber approximation it is also straightforward to understand how C_l^{II} changes with neutrino mass. At high l , very approximately we can set $v \propto \chi$ in Eq. (24), which means that $\frac{\chi}{v} \left[\frac{\chi^* - \chi}{\chi^* \chi} \right]^2 \propto 1/\chi^2$. The potential power spectrum changes from $\mathcal{P}_\psi(l/\chi, \eta) \sim \text{Const.}$ at low l to $\mathcal{P}_\psi(l/\chi, \eta) \sim \chi^4$ at high l . Thus, at high l the integrand is proportional to χ^2 which is proportional to m_ν^{-2} . This explains the lower overall lensing power at high l for high masses.

From Figs. 1 and 4 it can be seen that there is a large cross-correlation between C_l^\ominus and C_l^{II} at low l . This was also shown in [40].

In Fig. 7 we show the contribution to lensing from different redshifts. Almost all of the low l contribution comes at very low z . Note that for the $m_\nu = 10^{-2} \text{ eV}$ case which was semi-relativistic until a fairly low redshift the high- z contribution is fairly similar to the massless case, i.e. the transition from relativistic to non-relativistic can be seen directly from the change in shape of the lensing spectrum.

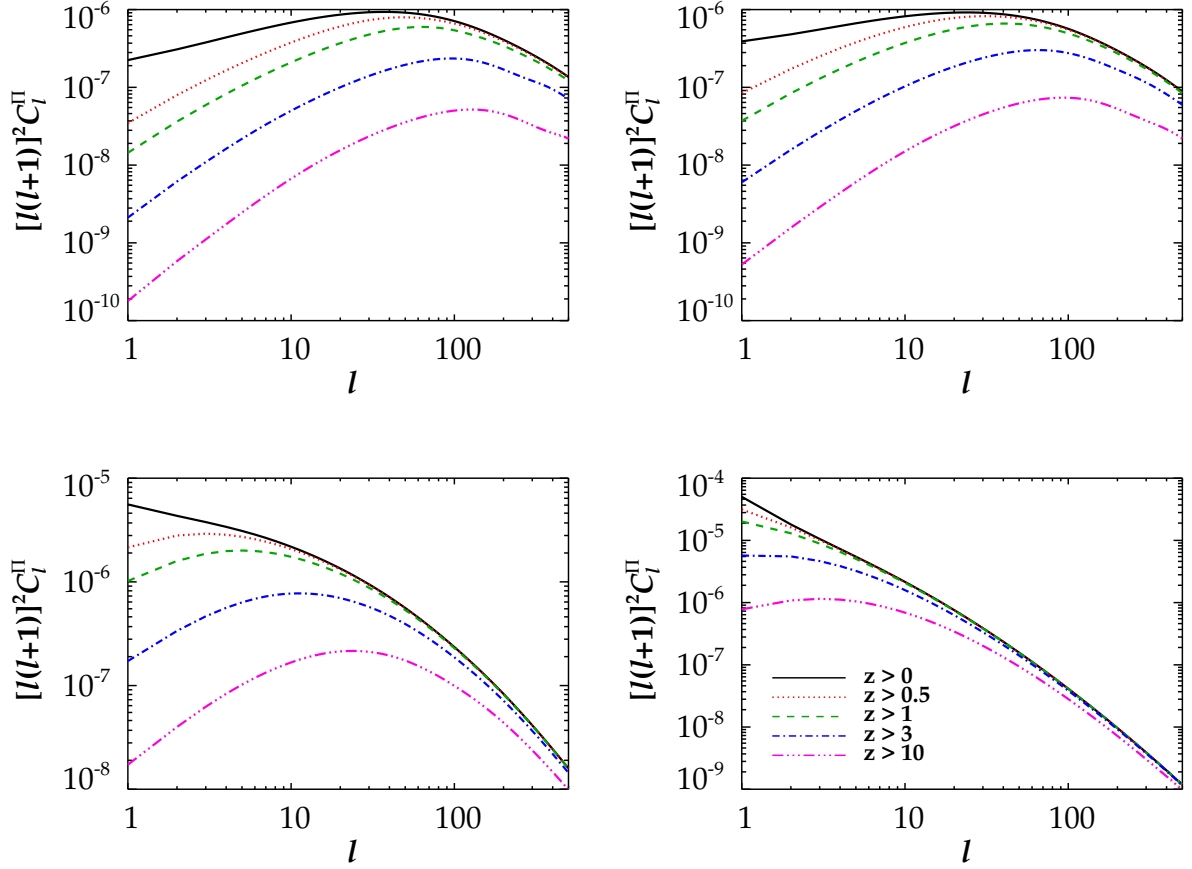


Figure 7. Contributions to the lensing potential, C_l^{II} , at different redshifts. From top-left to bottom-right the neutrino mass is 10^{-5} eV, 10^{-3} eV, 10^{-2} eV and 10^{-1} eV.

4. The lensed $C\nu\text{B}$

4.1. Theory

Finally, in this section we combine the results from the two previous sections to derive the lensed $C\nu\text{B}$ spectrum.

Modelling weak gravitational lensing as a second-order effect, the full-sky lensed angular neutrino power spectrum is found from

$$\tilde{C}_l^\Theta(q) = 2\pi \int_{-1}^1 \tilde{\xi}(q, \beta) d_{00}^l(\beta) d \cos\beta, \quad (25)$$

where $\tilde{\xi}(q, \beta)$ is the lensed correlation function and $\cos\beta = \hat{\mathbf{n}}_1 \cdot \hat{\mathbf{n}}_2$, where $\hat{\mathbf{n}}_1$ and $\hat{\mathbf{n}}_2$ indicate two directions on the sky. $d_{00}^l(\beta)$ is a special case of the reduced Wigner functions, $d_{mm'}^l(\beta)$, given by

$$d_{mm'}^l(\beta) = (-1)^{l-m'} [(l+m)!(l-m)!(l+m')!(l-m')!]^{1/2} \sum_k (-1)^k \frac{[\cos(\beta/2)]^{m+m'+2k} [\sin(\beta/2)]^{2l-m-m'-2k}}{k!(l-m-k)!(l-m'-k)!(m+m'+k)!}, \quad (26)$$

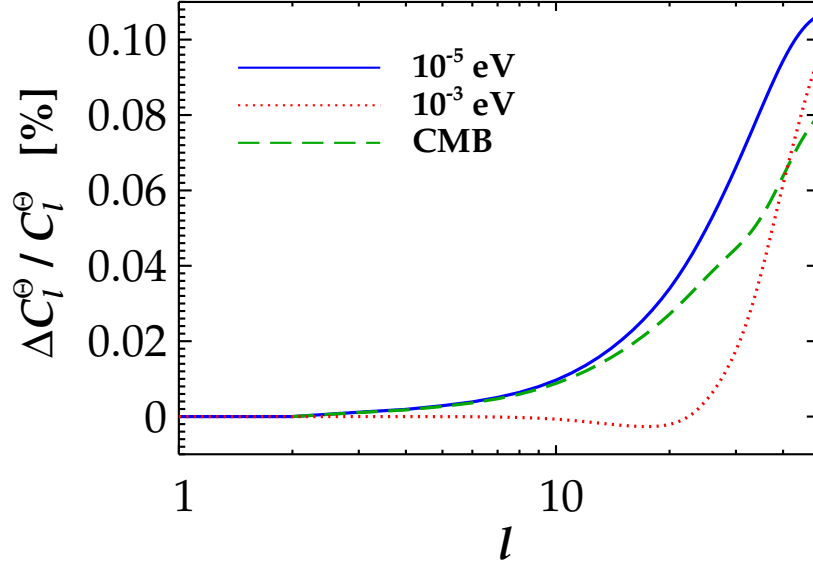


Figure 8. Percentage difference between the lensed and unlensed angular power spectra, $(\tilde{C}_l^\Theta - C_l^\Theta)/C_l^\Theta$, for 2 different neutrino masses and compared with the lensing effect on the CMB. The spectra have been slightly smoothed due to finite numerical resolution.

where the sum is over all k fulfilling the criterion that the arguments of the factorials should be non-negative.

Taking sky curvature into account $\tilde{\xi}(q, \beta)$ is given by

$$\tilde{\xi}(q, \beta) \simeq \sum_{l=1}^{\infty} \frac{2l+1}{4\pi} C_l^\Theta(q) e^{-L^2 C_+(q,0)/2} \sum_{mm'} d_{mm'}^l(\beta) I_{\frac{m+m'}{2}}[L^2 C_+(q, \beta)/2] I_{\frac{m-m'}{2}}[L^2 C_-(q, \beta)/2]. \quad (27)$$

Here $C_l^\Theta(q)$ is the unlensed power spectrum and in the double sum, $\sum_{mm'}$, m and m' runs from $-l$ to $+l$ in integer steps with the criterion that $m+m'$ is even. $L = l + 1/2$ and $I_n(x)$ is the modified Bessel function of the first kind. Finally

$$C_\pm(q, \beta) = \sum_{l=1}^{\infty} \frac{2l+1}{4\pi} l(l+1) C_l^\Pi(q) d_{\pm 11}^l(\beta), \quad (28)$$

where $C_l^\Pi(q)$ is the power spectrum of the lensing potential.

4.2. Numerical results

We have found \tilde{C}_l^Θ with the lensing code in CAMB and Fig. 8 shows the difference with respect to the unlensed spectra for the $m_\nu = 10^{-5}$ eV and 10^{-3} eV cases, as well as for the CMB. Both neutrino spectra are closely correlated with the CMB case because

the main effect is to move power from the higher l modes in the primary spectra which are very similar at these l -values. Since the primary spectrum dips to a minimum at a somewhat higher l for $m_\nu = 10^{-3}$ eV than for $m_\nu = 10^{-5}$ eV the lensing effect also kicks in later, as can be seen in Fig. 8.

We have not presented lensing results for the higher masses because the relative effect of lensing becomes less important at low l , and because numerical noise from the truncation of both primary and lensing spectra at $l = 500$ prevents a reliable calculation of the lensed C ν B spectrum much beyond $l \sim 10$ for the most massive cases.

Note that we have found \tilde{C}_l^Θ by lensing the average primary spectrum with the average lensing spectrum. For small neutrino masses with $v \simeq c$ this is surely a good approximation. For higher masses it will be more important to lense each $C_l^\Theta(q)$ with its corresponding $C_l^\Pi(q)$ and then calculate an energy average, though the order of averaging should not significantly affect the total \tilde{C}_l^Θ .

5. Discussion and conclusions

We have calculated the anisotropy of the C ν B in linear theory which applies to neutrino masses of less than ~ 0.1 eV. For massless neutrinos the power spectrum of C ν B fluctuations closely resembles the usual CMB spectrum, but with the baryon-photon acoustic oscillations absent.

At high l the neutrino spectra are almost identical, independent of the neutrino mass. The reason is that at high l all neutrinos are dominated by free-streaming which in l -space has approximately the same impact for all masses.

For smaller l -values the anisotropy increases dramatically as the mass increases, because the gravitational source term becomes much more important at late times for massive particles. This initially increases the lowest multipoles but via the Boltzmann hierarchy the effect quickly propagates to higher l .

We then proceeded to calculate the effect of weak gravitational lensing for massive neutrinos and found it to be much stronger at low l , and correspondingly weaker at high l , as compared to the massless case. Finally we calculated the effect of lensing on the primary C ν B spectra and found the effect to be unimportant (with relative changes at the per mille level up to $l \sim 50$), but with some differences depending on the neutrino mass.

It is worth mentioning that any direct experimental measurement of the C ν B anisotropy will most likely measure flavour states, not mass states. The actual anisotropy measured will therefore be a superposition of anisotropies for three different mass states, weighed with their individual flavour content.

We should finally again stress that our results are only valid for masses of $\lesssim 0.1$ eV. For higher masses linear perturbation theory breaks down because neutrino streaming velocities become comparable to the typical gravitational flow velocities so that a significant fraction of neutrinos are bound in structures. In this case the C ν B spectrum must be found from N -body simulations of neutrino clustering [37]. This can also be

seen from the fact that the anisotropy at low l is a factor $\sim 10^9$ higher for $m_\nu = 0.1$ eV than for massless neutrinos. Since the anisotropy for massless particles corresponds to $\delta\rho/\rho \sim 10^{-5}$ the corresponding $\delta\rho/\rho$ for 0.1 eV neutrinos is of order one, indicating that perturbation theory breaks down.

Acknowledgements

We acknowledge computing resources from the Danish Center for Scientific Computing (DCSC).

References

- [1] E. Komatsu *et al.* [WMAP Collaboration], *Astrophys. J. Suppl.* **180**, 330 (2009) [arXiv:0803.0547 [astro-ph]].
- [2] J. Hamann, S. Hannestad, G. G. Raffelt and Y. Y. Y. Wong, *JCAP* **0708**, 021 (2007) [arXiv:0705.0440 [astro-ph]].
- [3] F. de Bernardis, A. Melchiorri, L. Verde and R. Jimenez, *JCAP* **0803**, 020 (2008) [arXiv:0707.4170 [astro-ph]].
- [4] K. Ichikawa, T. Sekiguchi and T. Takahashi, *Phys. Rev. D* **78**, 083526 (2008) [arXiv:0803.0889 [astro-ph]].
- [5] J. Hamann, S. Hannestad, A. Melchiorri and Y. Y. Y. Wong, *JCAP* **0807**, 017 (2008) [arXiv:0804.1789 [astro-ph]].
- [6] L. A. Popa and A. Vasile, *JCAP* **0806**, 028 (2008) [arXiv:0804.2971 [astro-ph]].
- [7] S. Bashinsky and U. Seljak, *Phys. Rev. D* **69**, 083002 (2004) [arXiv:astro-ph/0310198].
- [8] R. Trotta and A. Melchiorri, *Phys. Rev. Lett.* **95**, 011305 (2005) [arXiv:astro-ph/0412066].
- [9] N. F. Bell, E. Pierpaoli and K. Sigurdson, *Phys. Rev. D* **73**, 063523 (2006) [arXiv:astro-ph/0511410].
- [10] F. De Bernardis, L. Pagano, P. Serra, A. Melchiorri and A. Cooray, *JCAP* **0806**, 013 (2008) [arXiv:0804.1925 [astro-ph]].
- [11] A. Basboll, O. E. Bjaelde, S. Hannestad and G. G. Raffelt, *Phys. Rev. D* **79**, 043512 (2009) [arXiv:0806.1735 [astro-ph]].
- [12] S. Hannestad, *JCAP* **0502**, 011 (2005) [arXiv:astro-ph/0411475].
- [13] A. Friedland, K. M. Zurek and S. Bashinsky, arXiv:0704.3271 [astro-ph].
- [14] S. Weinberg, *Phys. Rev.* **128**, 1457 (1962).
- [15] A. G. Cocco, G. Mangano and M. Messina, *JCAP* **0706**, 015 (2007) [*J. Phys. Conf. Ser.* **110**, 082014 (2008)] [arXiv:hep-ph/0703075].
- [16] M. Blennow, *Phys. Rev. D* **77**, 113014 (2008) [arXiv:0803.3762 [astro-ph]].
- [17] T. J. Weiler, *Phys. Rev. Lett.* **49**, 234 (1982).
- [18] L. Stodolsky, *Phys. Rev. Lett.* **34**, 110 (1975) [Erratum-ibid. **34**, 508 (1975)].
- [19] G. B. Gelmini, *Phys. Scripta* **T121**, 131 (2005) [arXiv:hep-ph/0412305].
- [20] A. Ringwald and Y. Y. Y. Wong, *JCAP* **0412**, 005 (2004) [arXiv:hep-ph/0408241].
- [21] Z. Fodor, S. D. Katz and A. Ringwald, *JHEP* **0206**, 046 (2002) [arXiv:hep-ph/0203198].
- [22] G. Duda, G. Gelmini and S. Nussinov, *Phys. Rev. D* **64**, 122001 (2001) [arXiv:hep-ph/0107027].
- [23] P. Langacker, J. P. Leveille and J. Sheiman, *Phys. Rev. D* **27**, 1228 (1983).
- [24] N. Cabibbo and L. Maiani, *Phys. Lett. B* **114**, 115 (1982).
- [25] S. Pastor, G. G. Raffelt and D. V. Semikoz, *Phys. Rev. D* **65**, 053011 (2002) [arXiv:hep-ph/0109035].
- [26] S. Pastor, T. Pinto and G. G. Raffelt, *Phys. Rev. Lett.* **102**, 241302 (2009) [arXiv:0808.3137 [astro-ph]].

- [27] V. Simha and G. Steigman, JCAP **0808**, 011 (2008) [arXiv:0806.0179 [hep-ph]].
- [28] Y. Y. Y. Wong, Phys. Rev. D **66**, 025015 (2002) [arXiv:hep-ph/0203180].
- [29] K. N. Abazajian, J. F. Beacom and N. F. Bell, Phys. Rev. D **66**, 013008 (2002) [arXiv:astro-ph/0203442].
- [30] W. Hu, D. Scott, N. Sugiyama and M. J. . White, Phys. Rev. D **52**, 5498 (1995) [arXiv:astro-ph/9505043].
- [31] R. J. Michney and R. R. Caldwell, JCAP **0701**, 014 (2007) [arXiv:astro-ph/0608303].
- [32] C. P. Ma and E. Bertschinger, Astrophys. J. **455**, 7 (1995) [arXiv:astro-ph/9506072].
- [33] A. Lewis and S. Bridle, Phys. Rev. D **66**, 103511 (2002) [arXiv:astro-ph/0205436].
- [34] E. Bertschinger, arXiv:astro-ph/9506070.
- [35] K. M. Gorski, E. Hivon, A. J. Banday, B. D. Wandelt, F. K. Hansen, M. Reinecke and M. Bartelman, Astrophys. J. **622**, 759 (2005) [arXiv:astro-ph/0409513].
- [36] S. Dodelson and M. Vesterinen, arXiv:0907.2887 [astro-ph.CO].
- [37] J. Brandbyge and S. Hannestad, [arXiv:0908.1969 [astro-ph]].
- [38] U. Seljak, Astrophys. J. **463**, 1 (1996) [arXiv:astro-ph/9505109].
- [39] A. Challinor and A. Lewis, Phys. Rev. D **71** (2005) 103010 [arXiv:astro-ph/0502425].
- [40] A. Lewis and A. Challinor, Phys. Rept. **429** (2006) 1 [arXiv:astro-ph/0601594].
- [41] N. Kaiser, Astrophys. J. **388**, 272 (1992) [arXiv:astro-ph/9603033].
- [42] B. Jain and U. Seljak, Astrophys. J. **484**, 560 (1997) [arXiv:astro-ph/9611077].