

Collaborative Relay Beamforming for Secrecy

Junwei Zhang and Mustafa Cenk Gursoy

Department of Electrical Engineering

University of Nebraska-Lincoln, Lincoln, NE 68588

Email: junwei.zhang@huskers.unl.edu, gursoy@engr.unl.edu

Abstract—¹ In this paper, collaborative use of relays to form a beamforming system with the aid of perfect channel state information (CSI) and to provide physical-layer security is investigated. In particular, a decode-and-forward-based relay beamforming design subject to total and individual relay power constraints is studied with the goal of maximizing the secrecy rate. It is shown that the total power constraint leads to a closed-form solution. The design under individual relay power constraints is formulated as an optimization problem which is shown to be easily solved using two different approaches, namely semidefinite programming and second-order cone programming. Furthermore, a simplified and suboptimal technique which reduces the computation complexity under individual power constraints is presented.

I. INTRODUCTION

The open nature of wireless communications allows for the signals to be received by all users within the communication range. Thus, wireless communication is vulnerable to eavesdropping. This problem was first studied from an information-theoretic perspective in [1] where Wyner proposed a wiretap channel model. Wyner showed that secure communication is possible without sharing a secret key if the eavesdropper's channel is a degraded version of the main chain. Later, Wyner's result was extended to the Gaussian channel in [3] and recently to fading channels in [4]. In addition to the single antenna case, secrecy in multi-antenna models is addressed in [5] and [6]. Liu *et al.* [7] presented inner and outer bounds on secrecy capacity regions for broadcast and interference channels. The secrecy capacity of multi-antenna broadcasting channel is obtained in [8]. Additionally, it's well known that that users can cooperate to form a distributed multi-antenna system by relaying. Cooperative relaying under secrecy constraints was recently studied in [10]–[12].

In [10], a decode-and-forward (DF) based cooperative protocol is considered, and a beamforming system is designed for secrecy capacity maximization or transmit power minimization. However, in this work, only total relay power constraint is imposed. In this paper, we extend the analysis to both total and individual constraints. Under individual power constraints, although analytical solutions are not available, we provide an optimization framework. We use the semidefinite relaxation (SDR) approach to approximate the problem as a convex semidefinite programming (SDP) problem which can be solved efficiently. We also provide an alternative method by formatting the original optimization problem as a convex second-order cone programming (SOCP) problem that can

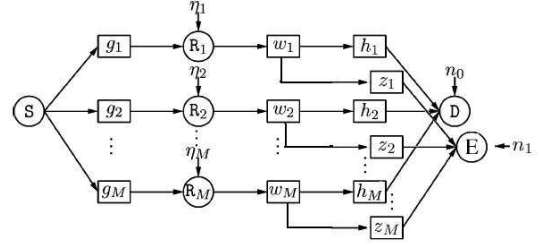


Fig. 1. Channel Model

be efficiently solved by interior point methods. Finally, we describe a simplified suboptimal beamformer design under individual power constraints. Simulation results are given to compare the performances of different beamforming methods.

II. CHANNEL MODEL

We consider a communication channel with a source S , a destination D , an eavesdropper E , and M relays $\{R_m\}_{m=1}^M$ as depicted in Figure.1. We assume that there is no direct link between S and D . We also assume that relays work synchronously by multiplying the signals to be transmitted with complex weights $\{w_m\}$ to produce a virtual beam point to destination and eavesdropper. We denote the channel fading coefficient between S and R_m as $g_m \in \mathbb{C}$, the fading coefficient between R_m and D as $h_m \in \mathbb{C}$, and the fading coefficient between R_m and E as $z_m \in \mathbb{C}$. In this model, the source S tries to transmit confidential messages to D with the help of the relays while keeping the eavesdropper E ignorant of the information.

It's obvious that our channel is a two-hop relay network. In the first hop, the source S transmits x_s to relays with power $E[|x_s|^2] = P_s$. The received signal at R_m is given by

$$y_{r,m} = g_m x_s + \eta_m \quad (1)$$

where η_m is the background noise that has a Gaussian distribution with zero mean and variance of N_m .

In the second hop, we employ decode and forward transmission scheme. In this scheme, each relay R_m first decodes the message x_s and normalizes it as $x'_s = x_s / P_s$. Subsequently, the normalized message is multiplied by the weight factor w_m to generate the transmitted signal $x_r = w_m x'_s$. The output

¹This work was supported by the National Science Foundation under Grant CCF – 0546384 (CAREER).

power of each relay R_m is given by

$$E[|x_r|^2] = E[|w_m x'_s|^2] = |w_m|^2 \quad (2)$$

The received signals at the destination D and eavesdropper E are the superpositions of the signals transmitted from the relays. These signals can be expressed, respectively, as

$$y_d = \sum_{m=1}^M h_m w_m x'_s + n_0 = \mathbf{h}^\dagger \mathbf{w} x'_s + n_0, \quad \text{and} \quad (3)$$

$$y_e = \sum_{m=1}^M z_m w_m x'_s + n_1 = \mathbf{z}^\dagger \mathbf{w} x'_s + n_1 \quad (4)$$

where n_0 and n_1 are the Gaussian background noise components at D and E , respectively, with zero mean and variance N_0 . Additionally, we have defined $\mathbf{h} = [h_1^*, \dots, h_M^*]^T$, $\mathbf{z} = [z_1^*, \dots, z_M^*]^T$, and $\mathbf{w} = [w_1, \dots, w_M]^T$ where superscript $*$ denotes conjugate operation, and $(\cdot)^T$ and $(\cdot)^\dagger$ denote the transpose and conjugate transpose, respectively, of a matrix or vector. The metrics of interest are the received SNR levels at D and E , which are given by

$$\Gamma_d = \frac{|\sum_{m=1}^M h_m w_m|^2}{N_0} \quad \text{and} \quad (5)$$

$$\Gamma_e = \frac{|\sum_{m=1}^M z_m w_m|^2}{N_0}. \quad (6)$$

It has been proved that the secrecy rate R_s over the channel between the relays and destination is

$$R_s = I(x_s; y_d) - I(x_s; y_e) \quad (7)$$

$$= \log(1 + \Gamma_d) - \log(1 + \Gamma_e) \quad (8)$$

$$= \log \left(\frac{N_0 + |\sum_{m=1}^M h_m w_m|^2}{N_0 + |\sum_{m=1}^M z_m w_m|^2} \right) \quad (9)$$

where $I(\cdot; \cdot)$ denotes the mutual information. In this paper, we address the joint optimization of $\{w_m\}$ with the aid of perfect CSI and hence identify the optimum collaborative relay beamforming (CRB) direction that maximizes the secrecy rate given in (9).

III. OPTIMAL BEAMFORMING UNDER TOTAL POWER CONSTRAINTS

In this section, we consider a total relay power constraint in the following form: $\|\mathbf{w}\|^2 = \mathbf{w}^\dagger \mathbf{w} \leq P_T$. The optimization problem can now be formulated as follows:

$$C_s(\mathbf{h}, \mathbf{z}, P_T) = \max_{\mathbf{w}^\dagger \mathbf{w} \leq P_T} \log \left(\frac{N_0 + |\sum_{m=1}^M h_m w_m|^2}{N_0 + |\sum_{m=1}^M z_m w_m|^2} \right) \quad (10)$$

$$= \log \max_{\mathbf{w}^\dagger \mathbf{w} \leq P_T} \frac{N_0 + |\sum_{m=1}^M h_m w_m|^2}{N_0 + |\sum_{m=1}^M z_m w_m|^2} \quad (11)$$

$$= \log \max_{\mathbf{w}^\dagger \mathbf{w} \leq P_T} \frac{\mathbf{w}^\dagger (\frac{N_0}{P_T} \mathbf{I} + \mathbf{h} \mathbf{h}^\dagger) \mathbf{w}}{\mathbf{w}^\dagger (\frac{N_0}{P_T} \mathbf{I} + \mathbf{z} \mathbf{z}^\dagger) \mathbf{w}} \quad (12)$$

$$= \log \max_{\mathbf{w}^\dagger \mathbf{w} \leq P_T} \frac{\mathbf{w}^\dagger (N_0 \mathbf{I} + P_T \mathbf{h} \mathbf{h}^\dagger) \mathbf{w}}{\mathbf{w}^\dagger (N_0 \mathbf{I} + P_T \mathbf{z} \mathbf{z}^\dagger) \mathbf{w}} \quad (13)$$

where $\lambda_{\max}(\mathbf{A}, \mathbf{B})$ is the largest generalized eigenvalue of the matrix pair (\mathbf{A}, \mathbf{B}) . Hence, the maximum secrecy rate in (13) is achieved by the optimum beamforming weights given by

$$\mathbf{w}_{opt} = \varsigma \mathbf{u} \quad (14)$$

where \mathbf{u} is the eigenvector that corresponds to $\lambda_{\max}(N_0 \mathbf{I} + P_T \mathbf{h} \mathbf{h}^\dagger, N_0 \mathbf{I} + P_T \mathbf{z} \mathbf{z}^\dagger)$ and ς is chosen to ensure $\mathbf{w}_{opt}^\dagger \mathbf{w}_{opt} = P_T$.

Note that in the first-hop of the channel model, the maximum rate we can achieve is

$$C_1 = \min_{m=1, \dots, M} \log \left(1 + \frac{|g_m|^2 P_s}{N_m} \right) \quad (15)$$

Thus, the overall secrecy rate is

$$C_{dof,s} = \min(C_1, C_s) \quad (16)$$

Next, we provide some remarks on the performance of collaborative relay beamforming in the high and low SNR regimes. For simplicity, we assume in the following that the noise variances at the destination and eavesdropper are $N_0 = 1$.

A. High SNR Regime

In the high SNR scenario, where both $P_s, P_T \rightarrow \infty$ and $\lim_{P_T \rightarrow \infty} \frac{P_s}{P_T} = 1$, we can easily see that

$$\lim_{P_s \rightarrow \infty} C_1 = \log P_s \min_{m=1}^M \log(|g_m|^2 / N_m) \quad (17)$$

From the result in [6], we can see that

$$\lim_{P_T \rightarrow \infty} C_s = \log \lambda_{\max}(\mathbf{h} \mathbf{h}^\dagger, \mathbf{z} \mathbf{z}^\dagger) \quad (18)$$

$$= \log P_T + \log(\max_{\tilde{\psi}} |\mathbf{h}^\dagger \tilde{\psi}|^2) \quad (19)$$

$\tilde{\psi}$ unit vector on the null space of \mathbf{z}^\dagger .

Based on these observation, at high SNR, we can choose the beamforming vectors to lie in the null spaces of the eavesdropper's channel vector. That is $|\sum_{m=1}^M z_m w_m|^2 = \mathbf{z}^\dagger \mathbf{w} = 0$. In this case, the eavesdropper can not receive any data transmission from relays, the secrecy constraint is automatically guaranteed. No secrecy coding are needed at relays. Now as $P_T \rightarrow \infty$ the weights optimization problem becomes

$$\max_{\mathbf{w}^\dagger \mathbf{w} \leq P_T} \log \left(\left| \sum_{m=1}^M h_m w_m \right|^2 \right) \quad \text{s.t.} \quad \mathbf{z}^\dagger \mathbf{w} = 0 \quad (20)$$

$$= \log(P_T) + \log(\max_{\tilde{\psi}} |\mathbf{h}^\dagger \tilde{\psi}|^2) \quad (21)$$

since (21) is identical as (19), the null space beamforming is optimal at high SNR. Furthermore, the optimal null space beamforming vector can be obtained explicitly.

Due to the null space constraint, we can write $\mathbf{w} = \mathbf{H}_z^\perp \mathbf{v}$, where \mathbf{H}_z^\perp denote the projection matrix onto the null space \mathbf{z}^\dagger . Specifically, the column of \mathbf{H}_z^\perp are orthonormal vector which composed the basis of null spaces of \mathbf{z}^\dagger . In our case, \mathbf{H}_z^\perp is a $M \times (M - 1)$ matrix. The power constraint $\mathbf{w}^\dagger \mathbf{w} = \mathbf{v}^\dagger \mathbf{H}_z^{\perp\dagger} \mathbf{H}_z^\perp \mathbf{v} = \mathbf{v}^\dagger \mathbf{v} \leq P_T$. Then the weights optimization problem can be written as,

$$\max_{\mathbf{w}^\dagger \mathbf{w} \leq P_T} \log \left(1 + \left| \sum_{m=1}^M h_m w_m \right|^2 \right) \quad (22)$$

$$= \log \left(1 + \max_{\mathbf{w}^\dagger \mathbf{w} \leq P_T} (\mathbf{w}^\dagger \mathbf{h} \mathbf{h}^\dagger \mathbf{w}) \right) \quad (23)$$

$$= \log \left(1 + \max_{\mathbf{v}^\dagger \mathbf{v} \leq P_T} (\mathbf{v}^\dagger \mathbf{H}_z^\perp \mathbf{h} \mathbf{h}^\dagger \mathbf{H}_z^\perp \mathbf{v}) \right) \quad (24)$$

$$= \log \left(1 + P_T \lambda_{\max}(\mathbf{H}_z^\perp \mathbf{h} \mathbf{h}^\dagger \mathbf{H}_z^\perp) \right) \quad (25)$$

$$= \log \left(1 + P_T \mathbf{h}^\dagger \mathbf{H}_z^\perp \mathbf{H}_z^\perp \mathbf{h} \right) \quad (26)$$

the optimum null space beamforming weights \mathbf{w} is

$$\mathbf{w}_{opt,n} = \mathbf{H}_z^\perp \mathbf{v} = \varsigma_1 \mathbf{H}_z^\perp \mathbf{H}_z^\perp \mathbf{h} \quad (27)$$

ς_1 is constant satisfied power constraint.

B. Low SNR Regime

In the low SNR scenario, where both $P_s, P_T \rightarrow 0$ and $\lim_{P_s \rightarrow 0} \frac{P_s}{P_T} = 1$. We can see that

$$\lim_{P_s \rightarrow 0} C_1 = P_s \min_{m=1}^M \frac{|g_m|^2}{N_m} \quad (28)$$

$$\lim_{P_s \rightarrow 0} C_s = P_T \lambda_{\max}(\mathbf{h} \mathbf{h}^\dagger - \mathbf{z} \mathbf{z}^\dagger) \quad (29)$$

Thus, in the low SNR regime, the direction of optimal CRB vector approaches the regular eigenvector to the largest regular eigenvalue of $\mathbf{h} \mathbf{h}^\dagger - \mathbf{z} \mathbf{z}^\dagger$.

IV. OPTIMAL BEAMFORMING UNDER INDIVIDUAL POWER CONSTRAINTS

In a multiuser network such as the relay system we study in this paper, it becomes necessary to consider individual power constraint at the relays, which can be reflected by having $|w_m|^2 \leq p_m \forall m$ or $|\mathbf{w}| \leq \mathbf{p}$ where we have $|\cdot|^2$ to denote element-wise norm-square operation and \mathbf{p} is a column vector containing the element $\{p_m\}$. In what follows, the problem of interest will be maximization the term inside log function of R_s

$$\max_{|\mathbf{w}|^2 \leq \mathbf{p}} \frac{N_0 + \left| \sum_{m=1}^M h_m w_m \right|^2}{N_0 + \left| \sum_{m=1}^M z_m w_m \right|^2} \quad (30)$$

$$= \max_{|\mathbf{w}|^2 \leq \mathbf{p}} \frac{N_0 + \mathbf{w}^\dagger \mathbf{h} \mathbf{h}^\dagger \mathbf{w}}{N_0 + \mathbf{w}^\dagger \mathbf{z} \mathbf{z}^\dagger \mathbf{w}} \quad (31)$$

A. Semidefinite Relaxation (SDR) Approach

We first consider a semidefinite program method similar to that in [13]. Using the definition $\mathbf{X} \triangleq \mathbf{w} \mathbf{w}^\dagger$, the optimization problem (31) can be write as

$$\max_{\mathbf{X}} \frac{N_0 + \text{Tr}(\mathbf{h} \mathbf{h}^\dagger \mathbf{X})}{N_0 + \text{Tr}(\mathbf{z} \mathbf{z}^\dagger \mathbf{X})} \quad (32)$$

$$\text{s.t.} \quad \text{diag}(\mathbf{X}) \leq \mathbf{p} \\ \text{rank } \mathbf{X} = 1, \quad \text{and} \quad \mathbf{X} \succeq 0$$

or equivalently as

$$\max_{\mathbf{X}, t} t \quad (33)$$

$$\text{s.t.} \quad \text{tr}(\mathbf{X}(\mathbf{h} \mathbf{h}^\dagger - t \mathbf{z} \mathbf{z}^\dagger)) \geq N_0(t - 1),$$

$$\text{diag}(\mathbf{X}) \leq \mathbf{p},$$

$$\text{rank } \mathbf{X} = 1, \quad \text{and} \quad \mathbf{X} \succeq 0$$

Where $\text{tr}(\cdot)$ represent the trace of a matrix and $\mathbf{X} \succeq 0$ means that \mathbf{X} is a symmetric positive semi-definite matrix. The optimization problem in (33) is not convex and may not be easily solved. Let us then ignore the rank constraint in (33). That is, using a semi-definite relaxation (SDR), we aim to solve the following optimization problem:

$$\max_{\mathbf{X}, t} t \quad (34)$$

$$\text{s.t.} \quad \text{tr}(\mathbf{X}(\mathbf{h} \mathbf{h}^\dagger - t \mathbf{z} \mathbf{z}^\dagger)) \geq N_0(t - 1),$$

$$\text{and } \text{diag}(\mathbf{X}) \leq \mathbf{p}, \quad \text{and} \quad \mathbf{X} \succeq 0$$

If the matrix \mathbf{X}_{opt} obtained by solving the optimization problem in (34) happens to be rank one, the its principal component will be the optimal solution to the original problem. Note that the optimization problem in (34) is quasiconvex. In fact, for any value of t , the feasible set in (34) is convex. Let t_{\max} be the maximum value of t obtained by solving the optimization problem (34). If, for any given t , the convex feasibility problem

$$\text{find } \mathbf{X} \quad (35)$$

$$\text{such that } \text{tr}(\mathbf{X}(\mathbf{h} \mathbf{h}^\dagger - t \mathbf{z} \mathbf{z}^\dagger)) \geq N_0(t - 1),$$

$$\text{and } \text{diag}(\mathbf{X}) \leq \mathbf{p}, \quad \text{and} \quad \mathbf{X} \succeq 0$$

is feasible, then we have $t_{\max} \geq t$. Conversely, if the convex feasibility optimization problem (35) is not feasible, then we conclude $t_{\max} < t$. Therefore, we can check whether the optimal value t_{\max} of the quasiconvex optimization problem in (34) is smaller than or greater than a given value t by solving the convex feasibility problem (35). If the convex feasibility problem (35) is feasible then we know $t_{\max} \geq t$. If the convex feasibility problem (35) is infeasible, then we know that $t_{\max} < t$. Based on this observation, we can use a simple bisection algorithm to solve the quasiconvex optimization problem (34) by solving a convex feasibility problem (35) at each step. We assume that the problem is feasible, and start with an interval $[l, u]$ known to contain the optimal value t_{\max} . We then solve the convex feasibility problem at its midpoint $t = (l + u)/2$, to determine whether the optimal value is larger or smaller than t . We update the interval accordingly to obtain a new interval. That is, if t is feasible, then we set $l = t$, otherwise, we choose $u = t$ and solve the convex feasibility problem again. This procedure is repeated until the width of the interval is smaller than the given threshold. Once the maximum feasible value for t_{\max} is obtained, one can solve

$$\min_{\mathbf{X}} \text{tr}(\mathbf{X}) \quad (36)$$

$$\text{s.t.} \quad \text{tr}(\mathbf{X}(\mathbf{h} \mathbf{h}^\dagger - t_{\max} \mathbf{z} \mathbf{z}^\dagger)) \geq N_0(t_{\max} - 1),$$

$$\text{and } \text{diag}(\mathbf{X}) \leq \mathbf{p}, \quad \text{and} \quad \mathbf{X} \succeq 0$$

to get the solution \mathbf{X}_{opt} . (36) is a convex problem which can be solved efficiently using interior-point based method.

To solve the convex feasibility problem, one can use the well-studied interior point based methods. We use the well-developed interior point method based package SeDuMi [14] that produces a feasibility certificate if the problem is feasible and its popular interface Yalmip [15]. In semi-definite relaxation, the solution may not be rank one in general. Interestingly, in our extensive simulation results, we have never encountered a case where the solution \mathbf{X}_{opt} to the SDP problem has a rank higher than one. In fact, there is always a rank one optimal solution exists for our problem which we will explain later. Then we can obtain our optimal beamforming vector from principal component of the optimal solution \mathbf{X}_{opt} .

B. Second-order Cone Program (SOCP) Approach

The reason that this SDR method is optimal for above problem is that we can reformulate the problem as the second order cone problem. Thus, we have another way of solving it. The optimization problem (30) is equivalent to

$$\max_{\mathbf{w}, t} \quad t \quad (37)$$

$$s.t. \quad \frac{N_0 + |\mathbf{h}^\dagger \mathbf{w}|^2}{N_0 + |\mathbf{z}^\dagger \mathbf{w}|^2} \geq t \quad (38)$$

$$\text{and} \quad |\mathbf{w}|^2 \leq \mathbf{p}$$

Observe that an arbitrary phase rotation can be added to the beamforming vector without affecting the constraint (38). Thus, $\mathbf{h}^\dagger \mathbf{w}$ can be chosen to be real without loss of generality. Note (38) can be write as

$$\frac{1}{t} |\mathbf{h}^\dagger \mathbf{w}|^2 \geq \left\| \frac{\mathbf{z}^\dagger \mathbf{w}}{\sqrt{1 - \frac{1}{t} N_0}} \right\|^2 \quad (39)$$

because $\mathbf{h}^\dagger \mathbf{w}$ can be assume to be real, we may take the square root of the above equation. The constraint becomes a second-order cone constraint, which is convex. The optimization problem now becomes

$$\max_{\mathbf{w}, t} \quad t \quad (40)$$

$$s.t. \quad \sqrt{\frac{1}{t}} \mathbf{h}^\dagger \mathbf{w} \geq \left\| \frac{\mathbf{z}^\dagger \mathbf{w}}{\sqrt{1 - \frac{1}{t} N_0}} \right\| \quad \text{and} \quad |\mathbf{w}|^2 \leq \mathbf{p}$$

As described in the SDR approach, the optimal solution of (41) can be obtained by repeatedly check feasibility using a bisection search over t with the aid of well studied interior point method for second order cone program. Again, we use SeduMi together with Yalmip in our simulation. Once, the maximum feasible value t_{\max} is obtained, we can then solve following second order cone problem (SOCP) to obtain optimum beamforming vector.

$$\min_{\mathbf{w}} \quad \|\mathbf{w}\|^2 \quad (41)$$

$$s.t. \quad \sqrt{\frac{1}{t_{\max}}} \mathbf{h}^\dagger \mathbf{w} \geq \left\| \frac{\mathbf{z}^\dagger \mathbf{w}}{\sqrt{1 - \frac{1}{t_{\max}} N_0}} \right\| \quad \text{and} \quad |\mathbf{w}|^2 \leq \mathbf{p}$$

Thus, we can get the secrecy capacity $C_{s,ind}$ for the second hop relay beamforming system under individual power constraint by the above two numerical optimization method. Then combined with first hop source relay link secrecy capacity C_1 . Secrecy capacity of decode and forward CRB system is $C_{dof,ind} = \min(C_1, C_{s,ind})$

C. Simplified Suboptimal Design

As was shown above, design the beamformer with individual relay power constraints requires an iterative procedure where, at each step, a convex feasibility problem is solved. We now try to get a suboptimal beamforming vector without significant computation complexity.

we choose simplified beamformer as $\mathbf{v} = \theta \mathbf{w}_{opt}$ where w_{opt} is given by (27) with $\|w_{opt}\|^2 = P_T = \sum p_i$, and we choose

$$\theta = \frac{1}{|w_{opt,k}|/\sqrt{p_k}} \quad (42)$$

where $w_{opt,k}, p_k$ is the k th entry of w_{opt}, \mathbf{p} respectively and

$$k = \arg \max_{1 \leq i \leq M} \frac{|w_{opt,i}|^2}{p_i} \quad (43)$$

Then, substitute this beamformer \mathbf{v} into (31) to get the achievable suboptimal rate under individual power constraint.

V. SIMULATION RESULTS

In our simulations we focus on the performance of 2nd hop secrecy capacity since the main concern of this paper is the design of the CRB system in second hop. We assume rayleigh distributed $\{g_m\}, \{h_m\}, \{z_m\}$ is complex circularly symmetric gaussian with zero mean and variance σ_g^2, σ_h^2 , and σ_z^2 respectively.

In Fig.2 Fig.3, we plotted the second hop secrecy rate, which is the maximum secrecy rate our collaborative relay beamforming system can supported for both total and individual relay power constraint. For individual relay power constraint, we consider the relays to have the same power budgets: $p_i = \frac{P_T}{M}$. Specifically, in Fig.2, we have $\sigma_h = 3$, $\sigma_z = 1$, $N_0 = 1$ and $M = 5$. In this case, the legitimate user has a stronger channel. In Fig.3, we only change $\sigma_h = 1$, $\sigma_z = 2$ that is the eavesdropper has a stronger channel. Our CRB system can achieve secrecy transmission even the eavesdropper's has a favorable channel condition. As can be seen from figures, the secrecy rate under total transmit power and that under individual relay power are very close to each other. And our two different optimization approach gives nearly the same result. It also can be seen that under individual power constraint, the simple suboptimal method suffers a constant loss as compared to SDR or SOCP based optimal value.

In Fig.4, we fix the relay total transmitting power as $P_T = 10$, and vary the number of collaborative relays. Other parameter is the same as Fig.3. We can see increasing the M will increasing the secrecy capacity for both total and individual power constraint. We also see that in some situation, increasing M will degrade the performance for our simplified suboptimal beamformer.

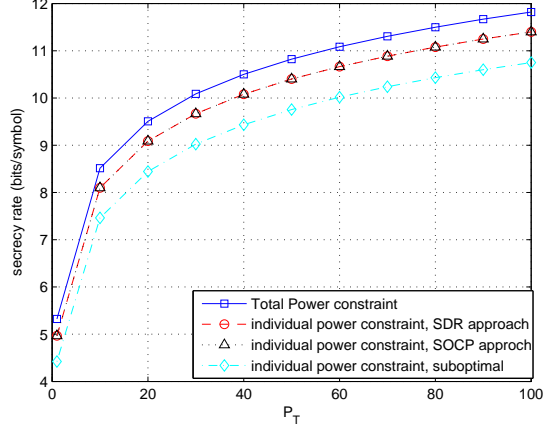


Fig. 2. 2nd hop secrecy rate vs. the total relay transmit power P_T for different cases, eavesdropper has a weaker channel

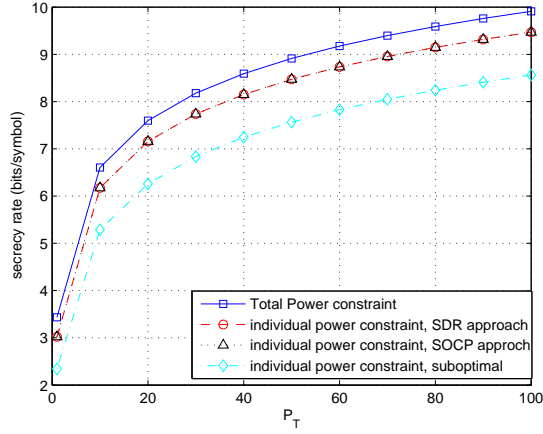


Fig. 3. 2nd hop secrecy rate vs. the total relay transmit power P_T for different cases, eavesdropper has a stronger channel

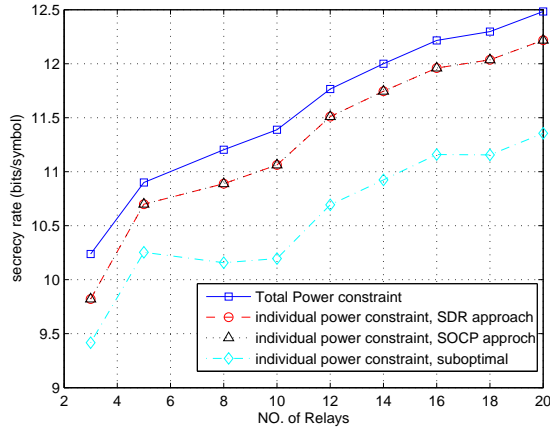


Fig. 4. 2nd hop secrecy rate vs. Number of relays for different cases

REFERENCES

- [1] A.Wyner "The wire-tap channel," *Bell. Syst. Tech. J.*, vol.54, no.8, pp.1355-1387, Jan 1975.
- [2] I.Csiszar and J. Korner "Broadcast channels with confidential messages," *IEEE Trans. Inform. Theory*, vol.IT-24, no.3, pp.339-348, May 1978.
- [3] S.K. Leung-Yan-Cheong and M.E.Hellman "The Gaussian wire-tap channel," *IEEE Trans. Inform. Theory*, vol.IT-24, no.4, pp.451-456, July 1978.
- [4] P.K.Gopala, L.Lai, and H.E.Gamal, "On the secrecy capacity of fading channels" *IEEE Trans. Inform. Theory*, vol.54, no.10, pp.4687-4698, Oct 2008
- [5] S.Shafiee and S.Ululuk "Achievable rates in Gaussian MISO channels with secrecy constraint," *IEEE ISIT*, Nice, France, June 2007.
- [6] A. Khisti, "Algorithms and Architectures for Multiuser, Multiterminal, and Multilayer Information-Theoretic Security" Doctoral Thesis, 2008.
- [7] R. Liu, I. Maric, P. Spasojevic and R. D. Yates, "Discrete Memoryless Interference and Broadcast Channels with Confidential Messages: Secrecy Capacity Regions," *IEEE Trans. Inf. Theory*, vol. 54, no. 6, pp. 2493-2507, Jun. 2008.
- [8] R. Liu and H. V. Poor, "Secrecy Capacity Region of a Multi-Antenna Gaussian Broadcast Channel with Confidential Messages," *IEEE Trans. Inf. Theory*, vol. 55, no. 3, pp. 1235-1249, Mar. 2009.
- [9] Gan Zheng, K. Wong, A. Paulraj, and B. Ottersten, "Collaborative-Relay Beamforming With Perfect CSI: Optimum and Distributed Implementation," *IEEE SIGNAL PROCESSING LETTERS*, VOL. 16, NO. 4, APRIL 2009
- [10] L. Dong, Z. Han, A. Petropulu and H. V. Poor, Secure wireless communications via cooperation, in Proc. 46th Annual Allerton Conf. Commun., Control, and Computing, Monticello, IL, Sept. 2008.
- [11] L. Dong, Z. Han, A. Petropulu, and H. V. Poor, Amplify-and-forward based cooperation for secure wireless communications, in Proc. IEEE Intl Conf. Acoust. Speech Signal Proc., Taipei, Taiwan, Apr. 2009.
- [12] V. Aggarwal, L. Sankar, A. R. Calderbank, and H. V. Poor, Secrecy capacity of a class of orthogonal relay eavesdropper channels, Available: <http://arxiv.org/abs/0812.2275>
- [13] Nassab, V.M., Shahbazpanahi, S., Grami, A. and Luo, Z.-Q., distributed Beamforming for Relay Networks based on Second Order Statistics of the Channel State Information," *IEEE Transactions on Signal Processing*, Vol. 56, No 9, pp. 4306-4316, September 2008.
- [14] J. Sturm, Using SeDuMi 1.02: A MATLAB toolbox for optimization over symmetric cones, *Opt. Methods and Software*, vol. 11C12, pp. 625C 653, 1999, Special issue on Interior Point Methods (CD supplement with software).
- [15] J. Lofberg, YALMIP: A toolbox for modeling and optimization in MATLAB, in Proc. the CACSD Conf., Taipei, Taiwan, 2004. [Online]. Available: <http://control.ee.ethz.ch/~joloef/yalmip.php>.
- [16] S. Boyd and L. Vandenberghe, *Convex Optimization*. Cambridge, U.K.: Cambridge Univ. Press, 2004.