

On the realization of graph as invariant of pseudoharmonic functions

Polulyakh E., Yurchuk I.

Institute of Mathematics of Ukrainian National Academy of Sciences, Kyiv

Abstract. Necessary and sufficient conditions for a finite connected graph with a strict partial order on vertices to be a combinatorial invariant of pseudoharmonic function are obtained.

Keywords. a pseudoharmonic function, a combinatorial diagram, a \mathfrak{D} -planar graph.

1. INTRODUCTION

This paper is a final step of research of pseudoharmonic functions [1–4] defined on D^2 (i.e., two-dimensional closed disk). In [5] the invariant of such functions was constructed. It is a finite connected graph with a strict partial order and partial orientation on its vertices generated by a function. This invariant has several properties that follow from the nature of pseudoharmonic functions. In terms of such invariant the necessary and sufficient condition for functions to be topologically equivalent was obtained.

It says that two pseudoharmonic functions f and g are topologically equivalent iff there exists an isomorphism of combinatorial diagrams $\varphi : P(f) \rightarrow P(g)$ which preserves a strict partial order defined on them and the orientation (Th.3.1 [5]).

In this paper, for simplicity, we will disregard the orientation and consider the combinatorial diagram *without orientation*.

We will research the conditions for a finite connected graph G with a strict partial order on its vertices to be a combinatorial invariant of some pseudoharmonic function.

In Section 2 the main theorem of the realization will be formulated. Let us comment Conditions A1-A3 that are necessary for Theorem 2.2. Cr – cycle corresponds on a combinatorial diagram of a function f to the restriction of f onto the boundary of D^2 . In [1] author proved that the connected components of level curves of pseudoharmonic function are isomorphic to a disjoint union of trees, so, Condition A2 is an analog of this statement. Finally, Condition A3 makes some vertices of Cr – cycle to be local extrema of function.

Let us remind some definitions from graph theory and previous results connected to these subjects.

Let T be a tree (i.e., a CW –complex such that it does not contain cycles). Denote by V the set of its vertices and by $V_{ter}(T)$ the subset of V consisting of all terminal vertices. A disjoint union of trees is called a forest and denoted by $F = \bigcup_i T_i$, where every T_i is a tree. By a

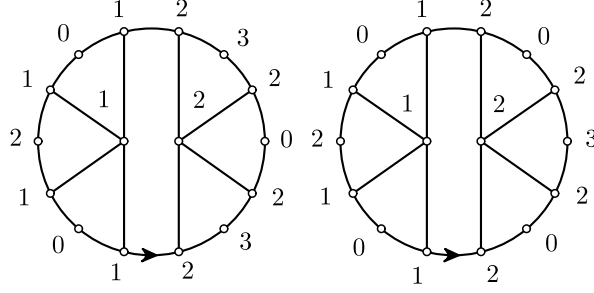


FIGURE 1. On the left the graph can be realized as diagram but on the right can not.

path $P(v_i, v_k)$ which connects vertices v_i and v_k of a graph G we mean a sequence of adjacent edges e_j such that each of them belongs to it once. It is known that for any two vertices of a tree there is a unique path connecting them. Two vertices of a graph are *adjacent* if they are the ends of the same edge. A graph G is embedded into \mathbb{R}^2 if there exists a bijection $\phi : G \rightarrow \mathbb{R}^2$ such that two points $\phi(x)$ and $\phi(y)$ are joined by a segment iff x and y are joined by an edge of G and no two distinct open segments have a point in common.

Let us remind necessary definitions and facts from [6]. Let V^* be a subset of V such that $V_{ter} \subseteq V^*$.

Let also $\varphi : T \rightarrow \mathbb{R}^2$ be an embedding such that

$$(1) \quad \varphi(T) \subseteq D^2, \quad \varphi(T) \cap \partial D^2 = \varphi(V^*).$$

Lemma 1.1 (see [6]). *A set $\mathbb{R}^2 \setminus (\varphi(T) \cup \partial D^2)$ has a finite number of connected components*

$$U_0 = \mathbb{R}^2 \setminus D^2, U_1, \dots, U_m,$$

and for every $i \in \{1, \dots, m\}$ a set U_i is an open disk and is bounded by a simple closed curve

$$\partial U_i = L_i \cup \varphi(P(v_i, v'_i)), \quad L_i \cap \varphi(P(v_i, v'_i)) = \{\varphi(v_i), \varphi(v'_i)\}$$

where L_i is an arc of ∂D^2 such that the vertices $\varphi(v_i)$ and $\varphi(v'_i)$ are its endpoints, and $\varphi(P(v_i, v'_i))$ is an image of the unique path $P(v_i, v'_i)$ in T which connects v_i and v'_i .

Corollary 1.1. *Let T be a tree with a fixed subset of vertices $V^* \supseteq V_{ter}$ and $\varphi : T \rightarrow \mathbb{R}^2$ an embedding which satisfies (1).*

Then the following conditions hold true.

1) *In notation of Lemma 1.1*

$$L_i \cap \varphi(T) = \{\varphi(v_i), \varphi(v'_i)\}, \quad i = 1, \dots, m.$$

2) *If there exists an arc L of circle ∂D^2 with the ends $\varphi(u_1), \varphi(u_2)$ such that $L \cap \varphi(T) = \{\varphi(u_1), \varphi(u_2)\}$ for some $u_1, u_2 \in V^*$, then there exists $k \in \{1, \dots, m\}$ such that $L \cup \varphi(P(u_1, u_2)) = \partial U_k$ (then $L = L_k, u_1 = v_k, u_2 = v'_k$).*

We also should remind that a ternary relation O on a set A is any subset of the 3^{rd} cartesian power $A^3 : O \subseteq A^3$.

Let A be a set, O be a ternary relation on A which is asymmetric ($(x, y, z) \in O \Rightarrow (z, y, x) \notin O$), transitive ($(x, y, z) \in O, (x, z, u) \in O \Rightarrow (x, y, u) \in O$) and cyclic ($(x, y, z) \in O \Rightarrow (y, z, x) \in O$). Then O is called a cyclic order on the set A [7].

A cyclic order O is complete on a finite set A , $\#A \geq 3$, if for every $x, y, z \in A$, $x \neq y \neq z \neq x$ there exists a permutation u, v, w of sequence (x, y, z) such that $(u, v, w) \in O$.

Proposition 1.1 (see [6]). *Let there is a complete cyclic order O on some finite set A , $\#A \geq 3$.*

Then for every $a \in A$ there exist unique $a', a'' \in A$ such that

- $O(a', a, b)$ for all $b \in A \setminus \{a, a'\}$;
- $O(a, a'', b)$ for all $b \in A \setminus \{a, a''\}$,

and $a' \neq a''$.

Definition 1.1 (see [6]). *Let there is a complete cyclic order O on a set A , $\#A \geq 3$. Elements $a_1, a_2 \in A$ are said to be adjacent with respect to a cyclic order O if one of the following conditions holds:*

- $O(a_1, a_2, b)$ for all $b \in A \setminus \{a_1, a_2\}$;
- $O(a_2, a_1, b)$ for all $b \in A \setminus \{a_1, a_2\}$.

Remark 1.1. *From the previous Proposition it follows that every element has exactly two adjacent elements on a finite set A with a complete cyclic order.*

We assume that if $\#V^* \geq 3$ then there is some cyclic order C defined on V^* .

Definition 1.2 (see [6]). *A tree T is called \mathcal{D} -planar if there exists an embedding $\varphi : T \rightarrow \mathbb{R}^2$ which satisfies (1) and if $\#V^* \geq 3$ then a cyclic order $\varphi(C)$ on $\varphi(V^*)$ coincides with a cyclic order which is generated by the orientation of $\partial D^2 \cong S^1$.*

The following theorem is the criterion of \mathcal{D} -planarity of a tree.

Theorem 1.1 (see [6]). *If V^* contains just two vertices, a tree T is \mathcal{D} -planar.*

If $\#V^ \geq 3$ then a \mathcal{D} -planarity of T is equivalent to satisfying the following condition:*

- *for any edge e there are exactly two paths such that they pass through an edge e and connect two vertices of V^* adjacent with respect to a cyclic order C .*

Let us remind that a relation $<$ is called to be strict partial order if it is transitive, antireflexive and antisymmetric [8].

Definition 1.3 (see [6]). *Let A be a finite set. A binary relation ρ on A is said to be convenient if*

- 1) for all $a, b \in A$ from apb it follows that $a \neq b$;
- 2) for every $a \in A$ there is no more than one $a' \in A$ such that apa' ;
- 3) for every $a \in A$ there is no more than one $a'' \in A$ such that $a''pa$.

Let μ be some relation on a set A .

Definition 1.4 (see [6]). Elements $b_0, \dots, b_n \in A$, $n \geq 1$ are said to generate μ -cycle if a graph of the relation μ contains a set

$$(2) \quad \{(b_0, b_1), \dots, (b_{n-1}, b_n), (b_n, b_0)\}.$$

Definition 1.5 (see [6]). Elements $b_0, \dots, b_n \in A$, $n \geq 0$ generate μ -chain if for arbitrary $a \in A$ the pairs (a, b_0) and (b_n, a) do not belong to a graph of μ and for $n \geq 1$ a graph of the relation μ contains a set

$$(3) \quad \{(b_0, b_1), \dots, (b_{n-1}, b_n)\}.$$

2. CONDITIONS FOR THE REALIZATION. MAIN THEOREM.

Let $G \subset R^3$ be a finite connected graph with a strict partial order on vertices. We assume that every vertex of G has a degree not less than 2.

A set $V \times V$ is divided onto two classes C_1 and C_2 . Vertices v_1 and v_2 are contained in C_1 if they are comparable (i.e. either $v_1 < v_2$ or $v_2 < v_1$ holds true) and C_2 otherwise.

Definition 2.1. Cr -cycle of G is a subgraph γ which is a simple cycle such that every pair of adjacent vertices of γ belongs to C_1 .

In what follows we will consider the following conditions on a graph $G \subset R^3$:

- A1) there exists the unique Cr -cycle γ ;
- A2) $\overline{G \setminus \gamma} = F = \bigcup_{i=1}^k T_i$, where F is a forest such that
 - if $v_k < v$ ($v_k > v$) for some vertex $v_k \in T_i \subset F$, where $v \in G$, then $v_l < v$ ($v_l > v$) for an arbitrary $v_l \in T_i \subset F$, $l \neq k$;
 - $\deg(v) = 2s \geq 4$ for an arbitrary vertex $v \in G \setminus \gamma$;
- A3) The condition for a strict order on Cr -cycle γ : for any vertex v of the subgraph γ and its adjacent vertices v_1 and v_2 such that $v_1, v_2 \in \gamma$ the following conditions hold true:
 - if $\deg(v) = 2$, then $\deg(v_1) > 2$, $\deg(v_2) > 2$ and there exists the unique index i such that $v_1, v_2 \in T_i$;
 - if $\deg(v) = 2s > 2$ ($\deg(v) = 2s + 1$), then $v_1 \leq v \leq v_2$ ($v_1 \leq v \leq v_2$).
- A4) The condition for a strict order on G : if $v', v'' \in C_2$, then from $v > v'$ it follows that $v > v''$.

We remark that from A2 it follows that all vertices of any connected component T_i are pairwise non comparable.

If A2 holds true, then, obviously, there exists a nonempty subset of vertices V^* of F which contains a set V_{ter} of all terminal vertices of F such that $V^* = V(F) \cap \gamma$. It is clear that the subset of vertices V^* of F is divided onto the subsets V_k^* such that $V_{ter}(T_k) \subset V_k^* \subset T_k \subset F$ and $V^* = \bigcup_i V_i^*$.

Definition 2.2. A finite graph $G \subset R^3$ is called \mathfrak{D} -planar if there exists a subgraph γ and an embedding $\varphi : G \rightarrow D^2$ such that the following conditions hold true:

- γ is a simple cycle;
- $G \setminus \gamma = \bigcup_{i=1}^k T_i = F$ is a finite union of trees;
- γ contains all terminal vertices of F ;
- $\varphi(\gamma) = \partial D^2$, $\varphi(G \setminus \gamma) \subseteq \text{Int } D^2$.

Theorem 2.1. Let G is a graph, $\gamma \subseteq G$ is a cycle such that $\overline{G \setminus \gamma} = \bigsqcup_i T_i$, where every T_i is a tree.

Then G is \mathfrak{D} -planar if and only if every tree T_i with the subset of vertices V_i^* which has a cyclic order induced from γ is \mathfrak{D} -planar and for any indexes m and n the subset of vertices V_n^* of the tree T_n belongs to a unique connected component of a set $\gamma \setminus V_m^*$, where $m \neq n$, $V_j^* \subset T_j$, $j = m, n$.

Proof. Necessity. Suppose that a graph G is \mathfrak{D} -planar. It is clear that every tree T_i is \mathfrak{D} -planar. Let us assume that there exist some indexes s and l such that the subset of vertices V_s^* of the tree T_s belongs to two connected components S' and S'' of the set $\gamma \setminus V_l^*$, where $V_l^* \subset T_l$. Let us assume that the subset $V_{s_1}^*$ of V_s^* belongs to S' and $V_{s_2}^*$ belongs to S'' . Let us consider the following paths: P_1 which connects the ends of arc S' (S'') (by construction they belong to V_l^*) in G and P_2 which connects arbitrary two vertices of V_s^* of the tree T_s such that one of them belongs to S' , another belongs to S'' . By our initial assumption there exists an embedding φ of paths $\varphi(P_1)$ and $\varphi(P_2)$. They can be considered as two hordes which are contained into $\text{Int } D^2$ with the ends on ∂D^2 . They have a common point which is not a vertex of F (T_k and T_l are disconnected) since one pair of the ends parts another. It contradicts to the fact that φ is an embedding.

Sufficiency will be proved by an induction on the number n of trees in the forest $F = \overline{G \setminus \gamma} = \bigsqcup_{i=1}^n T_i$.

Let us regard G as a cell complex. Then the cycle γ considered as a subspace of the topological space G is homeomorphic to a circle. Fix an orientation on γ . It induces a cyclic order on it. Now we induce from γ a cyclic order on each V_i^* with $\#V_i^* > 2$, $i = 1, \dots, n$.

We should remark that the following is straightforward: if for a fixed orientation of γ a tree T_i with the cyclic order on V_i^* induced from γ is

\mathfrak{D} -planar, then for an inverse orientation of γ a tree T_i with the cyclic order on V_i^* induced from that orientation of γ is also \mathfrak{D} -planar. So the choice of an orientation of γ does not affect the ongoing considerations.

Suppose that every tree T_k is \mathfrak{D} -planar and for arbitrary indexes r and s the subset V_s^* of vertices of T_s belongs to the unique connected component of the set $\gamma \setminus V_r^*$, where $r \neq s$, $V_j^* = T_j \cap \gamma$, $j = r, s$.

Basis of induction. Let $F = T_1$.

First let $V_1^* = \{v_1, v_2\}$ for some $v_1, v_2 \in V(T_1)$. Since T_1 is \mathfrak{D} -planar, then there is an embedding $\varphi_1 : T_1 \rightarrow D^2$ such that $\varphi(T_1) \cap \partial D^2 = \varphi(V_1^*) = \{\varphi(v_1), \varphi(v_2)\}$. Obviously, the cycle γ consists of two edges with common endpoints v_1 and v_2 . Fix some embedding $\varphi' : \gamma \rightarrow \partial D^2$ such that $\varphi_1(v_i) = \varphi'(v_i)$, $i = 1, 2$. Now it is straightforward to see that the mapping $\varphi : G \rightarrow D^2$,

$$(4) \quad \varphi(\tau) = \begin{cases} \varphi_1(\tau), & \text{if } \tau \text{ is in } T_1, \\ \varphi'(\tau), & \text{when } \tau \text{ is in } \gamma, \end{cases}$$

is well defined and complies with Definition 2.2.

Now let $\#V_1^* > 2$. At first we define a bijective and continuous map $\varphi' : \gamma \rightarrow \partial D^2$ such that the cyclic order induced on $\varphi'(\gamma)$ by φ' coincides with the cyclic order induced by the positive orientation of ∂D^2 . It is obvious that it is an embedding and $\varphi'(\gamma) = \partial D^2$.

Let us consider the tree T_1 . From its \mathfrak{D} -planarity it follows that there exists an embedding $\varphi_1 : T_1 \rightarrow D^2$ such that $\varphi_1(T_1) \subset D^2$, $\varphi_1(V_1^*) \subset \partial D^2$, $\varphi_1(T_1 \setminus V_1^*) \subset \text{Int} D^2$, where $V_{\text{ter}}(T_1) \subseteq V_1^* \subset V$. We can choose φ_1 in such way that $\varphi_1|_{V_1^*} = \varphi'|_{V_1^*}$ since a cyclic order on vertices of V_1^* is consistent with the cyclic order on $\partial D^2 = \varphi'(\gamma)$ which is in turn induced by φ' from the cyclical order on γ .

Then it is easy to see that the mapping $\varphi : G \rightarrow D^2$ given by (4) is well defined and satisfies all requirements of Definition 2.2.

Step of induction. Let $G = \gamma \cup F$, $F = \overline{G \setminus \gamma} = \bigsqcup_{j=1}^n T_j$, $n > 1$. Suppose that for any graph G' with a cycle γ' such that $F' = \overline{G' \setminus \gamma'} = \bigsqcup_{i=1}^k T'_i$ is a forest and $k < n$ our Theorem holds true.

First we are going to prove that there is a tree T_s in F such that the set $\bigcup_{j \neq s} V_j^*$ is contained in a single connected component of the set $\gamma \setminus V_s^*$.

For every $i = 1, \dots, n$ we shall denote by $\nu(T_i)$ the maximal cardinality of subsets $M_i \subseteq \{1, \dots, n\}$ which satisfy the following property: a set $\bigcup_{j \in M_i} V_j^*$ is contained in a single connected component of the set $\gamma \setminus V_i^*$.

As $n > 1$ then $1 \leq \nu(T_i) \leq n - 1$, $i = 1, \dots, n$. And $\nu(T_i) = n - 1$ iff a set $\bigcup_{j \neq i} V_j^*$ is contained in a single connected component of the set $\gamma \setminus V_i^*$.

Let $\nu(T_i) < n - 1$ for a certain i . Let us designate by $\gamma_1^i, \dots, \gamma_{m(i)}^i$ all components of the complement $\gamma \setminus V_i^*$. Then there exist at least two

different indexes r' and r'' for which relations $\gamma_{r'}^i \cap \bigcup_{j \neq i} V_j^* \neq \emptyset$ and $\gamma_{r''}^i \cap \bigcup_{j \neq i} V_j^* \neq \emptyset$ hold true.

We can select r' in such way that $\gamma_{r'}^i \cap \bigcup_{j=1}^n V_j^* = \gamma_{r'}^i \cap \bigcup_{j \in M_i} V_j^*$ for a subset M_i of $\{1, \dots, n\} \setminus \{i\}$ with cardinality $\#M_i = \nu(T_i)$. Fix $i' \notin M_i \cup \{i\}$ and let r'' be an index such that $V_{i'}^* \subset \gamma_{r''}^i$. It is clear that $r' \neq r''$. Since both V_i^* and $\bigcup_{j \in M_i} V_j^*$ are contained in a connected subset $\gamma \setminus \gamma_{r''}^i$ of the cycle γ and $(\gamma \setminus \gamma_{r''}^i) \cap V_{i'}^* \subset (\gamma \setminus \gamma_{r''}^i) \cap \gamma_{r''}^i = \emptyset$ then the set $V_i^* \cup \bigcup_{j \in M_i} V_j^*$ lies in a single component of the complement $\gamma \setminus V_{i'}^*$ and consequently $\nu(T_{i'}) \geq \nu(T_i) + 1$.

So, in a finite number of steps we shall find an index s such that $\nu(T_s) \geq n-1$, therefore a set $\bigcup_{j \neq s} V_j^*$ is contained in a single connected component of the set $\gamma \setminus V_s^*$.

Without loss of generality we can regard that $\nu(T_n) = n-1$. Repeating the argument we used to verify the base of induction we can find an embedding $\varphi_n : \gamma \cup T_n \rightarrow D^2$ which maps γ onto ∂D^2 and such that an orientation on $\varphi_n(\gamma) = \partial D^2$ induced by φ_n coincides with the positive orientation on this set induced from D^2 .

Lemma 1.1 implies that $D^2 \setminus \varphi_n(T_n) = \bigcup_s U_s$, where $\overline{U}_s \cong D^2$ and $\partial \overline{U}_s \subset \partial D^2 \cup \varphi_n(T_n)$ for any s . By the choice of T_n the subset $\bigcup_{i \neq n} V_i^*$ of vertices of a forest $F' = \bigcup_{i=1}^{n-1} T_i$ belongs to a single connected component γ_0 of the set $\gamma \setminus V_n^*$. From this and from Corollary 1.1 it follows that there exists an index m such that a domain U_m satisfies the inclusions $\varphi_n(\gamma_0) \subset (\overline{U}_m \cap \partial D^2)$, $\partial U_m \setminus \varphi_n(\gamma_0) = \varphi_n(P)$, where $P = P(v', v'')$ is a path in T_n which connects a pair of vertices $v', v'' \in V_n^*$.

Let us consider a cycle $\gamma' = \gamma_0 \cup P$ in G . It is clear that it is simple. Denote

$$G' = \gamma' \cup F' = \gamma' \cup \bigcup_{i=1}^{n-1} T_i.$$

Since $F' \cap \gamma = \bigcup_{i=1}^{n-1} V_i^* \subset \gamma_0$ by construction, then $F' \cap \gamma' \subset \gamma_0$ and $F' = \overline{G'} \setminus \gamma'$.

The following claim is straightforward. *Suppose we have two oriented circles S_1 and S_2 and two arcs $\gamma_1 \subset S_1$ and $\gamma_2 \subset S_2$ such that orientation of each arc is coordinated with an orientation of the corresponding circle. Let $\Phi : \gamma_1 \rightarrow \gamma_2$ be an orientation preserving homeomorphism. Let also O_k , $k = 1, 2$, be a full cyclic order on S_k induced by the orientation of S_k . Then $O_2|_{\gamma_2} = \Phi(O_1|_{\gamma_1})$.*

Let us induce an orientation on γ_0 from γ and choose an orientation on γ' which is coordinated with the selected orientation of γ_0 . Let $\Phi = Id : \gamma_0 \rightarrow \gamma_0$. Then by the claim above cyclic orders on γ_0 induced from γ and from γ' should coincide.

Every tree T_i , $i \in \{1, \dots, n-1\}$, with the subset of vertices V_i^* which has a cyclic order induced from the positive orientation of γ is \mathfrak{D} -planar by our initial assumption. As $V_i^* \subset \gamma_0$, then according to what was

said above every T_i is \mathfrak{D} -planar with respect to a cyclic order induced on V_i^* from positive orientation of γ' .

It is easy to see that since the set $\bigcup_{i=1}^{n-1} V_i^*$ is contained in the connected set $\gamma_0 \subseteq \gamma \cap \gamma'$ and by our initial assumption for any indexes $j, k \in \{1, \dots, n-1\}$ the subset of vertices V_j^* of the tree T_j belongs to a unique connected component of a set $\gamma \setminus V_k^*$, where $j \neq k$, then every set V_j^* is contained in a single connected component of a set $\gamma' \setminus V_k^*$, $j \neq k, j, k \in \{1, \dots, n-1\}$.

As a consequence from said graph $G' = \gamma' \cup \bigcup_{i=1}^{n-1} T_i$ is \mathfrak{D} -planar by the inductive hypothesis. So, there exists an embedding $\varphi' : G' \rightarrow D^2$ which is compliant with Definition 2.2.

Then $\varphi'(\gamma') = \partial D^2$. Let us remind that by construction we have $\varphi_n(\gamma') = \partial U_m$. Evidently, a map $\psi_0 = \varphi_n \circ (\varphi')^{-1} : \partial D^2 \rightarrow \partial U_m$ is homeomorphism. Let us remind (see [9]) that every homeomorphism of simple closed curves in the plane can be extended to a homeomorphism of disks bounded by these curves. So, there exists a homeomorphism $\psi : D^2 \rightarrow \overline{U}_m$ such that $\psi|_{\partial D^2} = \psi_0$.

Let us consider a map $\varphi : G \rightarrow D^2$ defined by the relation

$$\varphi(\tau) = \begin{cases} \varphi_n(\tau), & \text{when } \tau \in \gamma \cup T_n, \\ \psi \circ \varphi'(\tau), & \text{if } \tau \in T_i, i \in \{1, \dots, n-1\}. \end{cases}$$

Since $(\gamma \cup T_n) \cap (\bigcup_{i=1}^{n-1} T_i) \subseteq \gamma'$ by construction and $\psi \circ \varphi'(\tau) = \psi_0 \circ \varphi'(\tau) = \varphi_n(\tau)$ for every $\tau \in \varphi'(\gamma') = \partial D^2$, then φ is well defined. The sets $\gamma \cup T_n$ and $\bigcup_{i=1}^{n-1} T_i$ are closed, so φ is continuous. And it is straightforward to see that this map is injective. Therefore φ is the embedding of compact G into D^2 .

By our initial assumptions every tree $T_k, k = 1, \dots, n$, is \mathfrak{D} -planar with respect to the cyclic order on the set $V_k^* = T_k \cap \gamma$ induced from γ . Then $V_{ter}(T_k) \subseteq V_k^* \subset \gamma$, hence γ contains all terminal vertices of the forest F .

Finally, observe that $\varphi(\gamma) = \varphi_n(\gamma) = \partial D^2$.

So, graph G satisfies all conditions of Definition 2.2 and by induction principle conditions on G to be \mathfrak{D} -planar stated in Theorem are sufficient for G with any number of trees in a forest $F = \overline{G \setminus \gamma}$. \square

Remark 2.1. *If G satisfies A1 and A2, then Theorem 2.1 holds true for it.*

Assume that G satisfies A1 and A2. Let us consider arbitrary two vertices v_1, v_2 of the set V_i^* of the subgraph T_i of G . The set $\gamma \setminus (v_1 \cup v_2)$ consists of disjoint union of two connected sets γ_1 and γ_2 .

Definition 2.3. *Pair of vertices $v_1, v_2 \in V_i^*$ is called boundary if either γ_1 or γ_2 does not contain any vertex of V_i^* and at least one vertex of $V^* \setminus V_i^*$ belongs to it.*

Denote by $\omega(v_1, v_2)$ the boundary pair, designate by α the set γ_k which does not contain any vertex of V_i^* and at least one vertex of $V^* \setminus V_i^*$ belongs to it. It is clear that for every vertex v_j of the boundary pair $\omega(v_1, v_2)$ there exists an adjacent vertex \tilde{v}_j such that $\tilde{v}_j \in \alpha$, where $j = \overline{1, 2}$.

Definition 2.4. A graph G is called special if the following conditions hold true:

- S1) G satisfies A1 and A2;
- S2) G is \mathfrak{D} - planar;
- S3) for arbitrary boundary pair $\omega(v_1, v_2) \in V_i^*$ the pair of adjacent vertices \tilde{v}_1, \tilde{v}_2 belongs to the unique set V_k^* , where $V_k^* \subset V^* \setminus V_i^*$, $\tilde{v}_1, \tilde{v}_2 \in \alpha$.

Remark 2.2. If v_1, v_2 is a boundary pair, then the pair \tilde{v}_1, \tilde{v}_2 is the boundary pair of a tree $T_k \supset V_k^*$ for a special graph.

Lemma 2.1. If a graph G is special, then the set $\Theta = D^2 \setminus \varphi(G)$ consists of disjoint union of the domains U_i such that $\partial \overline{U}_i$ contains either one or two nondegenerate arcs of the boundary ∂D^2 , where $\varphi : G \rightarrow D^2$ is an embedding such that $\varphi(\gamma) = \partial D^2$, $\varphi(G \setminus \gamma) \subset \text{Int} D^2$.

Proof. Let $\varphi : \Gamma \rightarrow D^2$ be an embedding of the special graph G such that $\varphi(\gamma) = \partial D^2$, $\varphi(G \setminus \gamma) \subset \text{Int} D^2$. Condition A2 holds true hence there does not exist a domain U_i such that its boundary $\partial \overline{U}_i$ does not contain an arc of ∂D^2 . The set of vertices $\bigcup_k \{\varphi(V_k^*)\}$ divides ∂D^2 onto the arcs A_j . Let $\varphi(v_i)$ and $\varphi(v_{i+1})$ be the end points of A_i . Let us consider two cases:

Case 1: $v_i, v_{i+1} \in T_k$. From Corollary 1.1 it follows that $\partial \overline{U}_i$ contains one arc ∂D^2 .

Case 2: $v_i \in T_n, v_{i+1} \in T_m$. By moving along $\partial D^2 \setminus A_i$ from $\varphi(v_{i+1})$ ($\varphi(v_i)$) in the direction of $\varphi(v_i)$ ($\varphi(v_{i+1})$) we find the first vertex $\varphi(v_j)$ such that $v_j \in V_n^* \subset T_n$ ($v_j \in V_m^* \subset T_m$). It is clear that there exists the unique path $P(v_i, v_j)$ ($P(v_{i+1}, v_j)$) such that $P(v_i, v_j) \in T_n$ ($P(v_{i+1}, v_j) \in T_m$). Condition S2 holds true hence the pair v_i, v_j (v_{i+1}, v_j) is boundary and by S3 for v_j there exists a vertex v_{j-1} (v_{j+1}) adjacent to v_j such that $v_{j-1} \in T_m$ ($v_{j+1} \in T_n$). Thus the domain \overline{U}_i such that $\varphi(v_i), \varphi(v_{i+1}), \varphi(v_j), \varphi(v_{j-1}) \in \partial \overline{U}_i$ ($\varphi(v_i), \varphi(v_{i+1}), \varphi(v_j), \varphi(v_{j+1}) \in \partial \overline{U}_i$) contains two boundary arcs of ∂D^2 . \square

Definition 2.5. A special graph $G \subset R^3$ is called Δ - graph if it satisfies A3.

Lemma 2.2. If $\hat{v} = \min\{V\}$, $\check{v} = \max\{V\}$ are vertices of Δ - graph G , then $\hat{v}, \check{v} \in \gamma$ and $\deg(\hat{v}) = \deg(\check{v}) = 2$.

Proof. We prove lemma for the case of minimal value $\hat{v} = \min\{V\}$. Without loss of generality, suppose that $\hat{v} \in T_j$, where T_j is a tree.

From A2 it follows that there exists some vertex $v' \in \gamma \cap V_{ter}(T_j)$ (v' is terminal of T_j). Condition A3 holds true hence for v' there exists an adjacent vertex v_1 such that $v_1 < v'$. It contradicts to A2 since $\hat{v} = \min V$. It follows that \hat{v} belongs to a set $\gamma \setminus \bigcup \overline{T_i}$ which contains only the vertices of degree 2.

The case $\check{v} = \max\{V\}$ is proved similarly. \square

Let us remind some definitions [10].

A cover Γ of a space X is called *fundamental* if arbitrary set such that its intersection with any set $B \in \Gamma$ is open in B is also open in X . All finite and locally finite closed covers are fundamental.

Let Γ be a fundamental cover of X and for any set $A \in \Gamma$ a continuous map $f_A : A \rightarrow Y$ is defined such that if $x \in A \cap B$ ($A, B \in \Gamma$) then $f_A(x) = f_B(x)$. It is known that a map $f : X \rightarrow Y$ defined as $f(x) = f_A(x)$, where $x \in A$, $A \in \Gamma$, is continuous.

Let A be a finite set. It is obvious that a function $g : A \rightarrow \mathbb{R}$ induces a partial ordering relation on the set A by correlation

$$a' < a'' \quad \text{if } g(a') < g(a''), \quad a', a'' \in A.$$

Suppose that there are two partial orders $<$ and $<'$ on A . We will say that a *partial order $<'$ extends an order $<$* if the identical map $Id : (A, <) \rightarrow (A, <')$ is monotone.

Lemma 2.3. *Let us consider Δ -graph G as CW-complex. There exists a continuous function $g : G \rightarrow \mathbb{R}$ on the topological space G which satisfies the following conditions:*

- g maps a partially ordered set $V(G)$ of vertices of G into \mathbb{R} monotonically;
- local extrema of the restriction $g|_{\gamma}$ are exactly vertices of G with even degree which belong to the cycle γ ;
- any tree T_i , $i = 1, \dots, k$ of $F = \overline{G} \setminus \gamma$ is contained in some level set of the function g .

Then a partial order $<'$ induced by g on the set $V(G)$ of vertices of G is an extension of a partial order $<$ on $V(G)$.

Proof. Let us consider a partition \mathfrak{f} of the set $V(G)$ elements of which are vertices with degree 2 (they belong to $\gamma \setminus F$ by A2) and sets $V(T_i)$, $i = 1, \dots, k$ of vertices of trees of F .

From Condition A2 easily follows that relation of partial order on the set $V(G)$ induces a partial order on the quotient set $\hat{V} = V(G)/\mathfrak{f}$. Let us denote a projection map by $\pi : V(G) \rightarrow \hat{V}$. It is monotone by the construction.

It is evident that there exists a monotone map $\hat{g} : \hat{V} \rightarrow \mathbb{R}$. A composition $g = \hat{g} \circ \pi : V(G) \rightarrow \mathbb{R}$ is a monotone map as a composition of monotone maps. From the construction it follows that any set $V(T_i)$, $i = 1, \dots, k$ belongs to some level set of a function g .

For any edge $e \in E(G)$ we fix a homeomorphism $\hat{g}_e : e \rightarrow [0, 1]$. It evidently maps the endpoints of e on the set $\{0, 1\}$, therefore $\hat{g}_e^{-1}(\{0, 1\}) \subseteq V(G)$, $g \circ \hat{g}_e^{-1}(0)$ and $g \circ \hat{g}_e^{-1}(1)$ are defined.

For every $t \in E(G)$ we consider a monotone function

$$h_e : [0, 1] \rightarrow [\min(g \circ \hat{g}_e^{-1}(0), g \circ \hat{g}_e^{-1}(1)), \max(g \circ \hat{g}_e^{-1}(0), g \circ \hat{g}_e^{-1}(1))],$$

$$h_e : t \mapsto (1 - t)g(\hat{g}_e^{-1}(0)) + tg(\hat{g}_e^{-1}(1)),$$

and also a map

$$g_e = h_e \circ \hat{g}_e : e \rightarrow [\min(g \circ \hat{g}_e^{-1}(0), g \circ \hat{g}_e^{-1}(1)), \max(g \circ \hat{g}_e^{-1}(0), g \circ \hat{g}_e^{-1}(1))].$$

It is obvious that for any two edges $e_1, e_2 \in E(G)$ which have a common endpoint $v \in V(G)$ it holds true that $g_{e_1}(v) = g_{e_2}(v) = g(v)$. This allows us to extend a function g on the edges of G with the help of the following correlation

$$g(x) = g_e(x), \quad \text{for } x \in e.$$

The set of all edges of G generates closed covering of a topological space G . Graph is finite therefore such covering is fundamental and $g : G \rightarrow \mathbb{R}$ is continuous, see above.

It is also obvious that if $g(v') = g(v'')$ for endpoints v', v'' of some edge e , then $g_e(v') = g(v') = g(v'')$. Otherwise, a map g_e is a homeomorphism. By the construction we get that $g(v') = g(v'')$, where $v', v'' \in V(T_i)$ and $T_i \in F$. Therefore $g(T_i) = c_i \in \mathbb{R}$, $i = 1, \dots, k$, and any tree T_i belongs to some level set of g .

Next to the last condition of Lemma easily follows from A3. \square

Theorem 2.2. *If a graph G is a combinatorial diagram of some pseudoharmonic function f , then G is Δ - graph.*

If a graph G is Δ - graph, then a partial order on $V(G)$ can be extended so that the graph G with a new partial order on the set of vertices will be isomorphic to a combinatorial diagram of some pseudoharmonic function f .

Proof. In order to prove the first part we should show that for a diagram $P(f)$ of pseudoharmonic function f Condition S3 holds true. Suppose that for some boundary pair $\omega(v_1, v_2) \in q(f) \cap T_i$ (the existence of which follows from C1 – C3, see [5]) the adjacent pair of vertices $\tilde{v}_1, \tilde{v}_2 \in q(f)$ belongs to different sets T_k and T_l , where $i \neq k, i \neq l, l \neq k$ and $\tilde{v}_1 \in T_k, \tilde{v}_2 \in T_l$. Then for a vertex \tilde{v}_1 (\tilde{v}_2) there exists $\tilde{\tilde{v}}_1$ ($\tilde{\tilde{v}}_2$) such that $\tilde{\tilde{v}}_1 \in q(f) \cap T_k$ ($\tilde{\tilde{v}}_2 \in q(f) \cap T_l$) and the pair $\tilde{v}_1, \tilde{\tilde{v}}_1$ ($\tilde{v}_2, \tilde{\tilde{v}}_2$) is boundary for the tree T_k (T_l). It means that a domain U_i such that $\partial U_i \ni \varphi(v_1), \varphi(v_2), \varphi(\tilde{v}_2), \varphi(\tilde{v}_1), \varphi(\tilde{\tilde{v}}_1), \varphi(\tilde{\tilde{v}}_2)$ contains more than two boundary arcs but it contradicts to Lemma 2.1.

Let us prove the second part of theorem. Suppose that a graph G is Δ - graph. Then there exists an embedding $\varphi : G \rightarrow D^2$ such that

$\varphi(\gamma) = \partial D^2$, $\varphi(G \setminus \gamma) \subset \text{Int} D^2$. From Lemma 2.1 it follows that the set $\Theta = D^2 \setminus \varphi(G)$ consists of disjoint union of domains U_i such that $\partial \overline{U}_i$ contains either one or two arcs of boundary ∂D^2 .

Next we fix a continuous function $g : G \rightarrow \mathbb{R}$ that satisfies the conditions of Lemma 2.3 and consider a continuous function $f = g \circ \varphi^{-1} : \varphi(G) \rightarrow \mathbb{R}$ on the set $\varphi(G)$.

Our aim is to extend f on all U_i in order to obtain a continuous function on D^2 which can be locally represented as a projection on coordinate axis in a neighborhood of every point of Θ .

Let us consider two types of domains.

Case 1: Let $U_k \subset \Theta$ be a domain such that $\partial \overline{U}_k$ contains only one boundary arc $\alpha \subset \partial D^2$ and $\partial U_k \setminus \alpha = \beta$, where $\beta \subset \varphi(F)$.

It is clear that the set β is connected therefore there exists the tree $T_i \subseteq F$ such that $\beta \subseteq \varphi(T_i)$. From Lemma 2.3 it follows that $f|_{\beta} = g|_{T_i} = \text{const}$. Let $f(\beta) = c_i \in \mathbb{R}$.

Let us consider the arc α and the preimage $\varphi^{-1}(\overline{\alpha}) \subseteq \gamma$ and denote by y' and y'' the endpoints of an arc α . Then $v' = \varphi^{-1}(y')$ and $v'' = \varphi^{-1}(y'')$ belong to the set $V(T_i) \cap V(\gamma)$. The vertices v' and v'' can not be adjacent vertices of the cycle γ since they belong the same tree T_i of F . Therefore v' and v'' are non comparable, see Definition 2.1 and Condition A2. Thus the set $\varphi^{-1}(\alpha)$ contains at least one vertex of the graph G except v' and v'' . It is obvious that the arc α can not contain images of vertices of F besides its endpoints y' and y'' . Therefore from A3 it follows that the arc $\alpha \setminus \{y', y''\}$ contains an image of exactly one vertex $y = \varphi(v)$ of degree 2. From Lemma 2.3 it follows that f has a local extremum in the point y and the arc $\alpha \setminus \{y', y''\}$ does not contain another local extrema of f . Suppose that $f(y) = c$. Points v and v' are comparable since $c \neq c_i$.

Denote by α' and α'' subarcs of the arc α . Suppose that the first of them connects points y' and y and the second connects y and y'' . From the above discussion it follows that f is monotone on both arc α' and α'' . Thus maps $\psi' : \alpha' \rightarrow [0, 1]$, $\psi'' : \alpha'' \rightarrow [0, 1]$,

$$\begin{aligned} \psi'(z) &= \frac{f(z) - f(y)}{f(y') - f(y)} = \frac{f(z) - c}{c_i - c}, \\ \psi''(z) &= \frac{f(z) - f(y)}{f(y'') - f(y)} = \frac{f(z) - c}{c_i - c}, \end{aligned}$$

are homeomorphisms, in addition, $\psi'(y) = \psi''(y) = 0$, $\psi'(y') = \psi''(y'') = 1$.

Let us consider a set $\hat{P} = \{(x, y) \in [0, 1]^2 \mid y \geq x\}$ and a map $L_k : \hat{P} \rightarrow \mathbb{R}$,

$$L_k : (x, y) \mapsto c(1 - y) + c_i y.$$

It is obvious that $L_k(0, 0) = c = f(y)$, $L_k([0, 1] \times \{1\}) = c_i$.

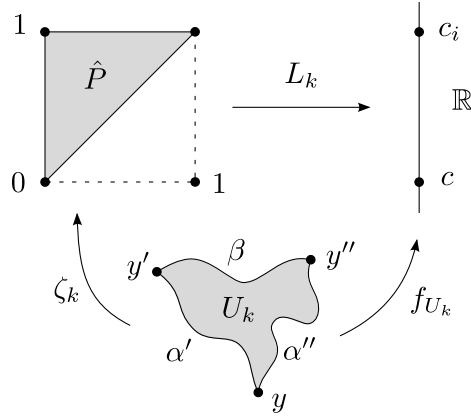


FIGURE 2. Function on a simple connected domain with one boundary arc.

The arc β is obviously homeomorphic to segment. Let $\psi : \beta \rightarrow [0, 1]$ be a homeomorphism such that $\psi(y') = 0$, $\psi(y'') = 1$. We consider a map $\zeta_k^0 : \partial U_k \rightarrow \partial \hat{P}$,

$$\zeta_k^0(z) = \begin{cases} (0, \psi'(z)), & \text{for } z \in \alpha', \\ (\psi''(z), \psi''(z)), & \text{for } z \in \alpha'', \\ (\psi(z), 1), & \text{for } z \in \beta. \end{cases}$$

It is easy to show that ζ_k^0 is homeomorphism. Both the sets ∂U_k and $\partial \hat{P}$ are simple closed curves thus we can use Schoenflies's theorem [9] and extend the homeomorphism ζ_k^0 to $\zeta_k : \bar{U}_k \rightarrow \hat{P}$.

Let us consider a continuous function, see Fig. 2

$$f_{U_k} = L_k \circ \zeta_k : \bar{U}_k \rightarrow \mathbb{R}.$$

It is obvious that this function locally can be represented as a projection on coordinate axis in all points of $\bar{U}_k \setminus \{y, y', y''\}$.

let us prove that $f_{U_k}|_{\partial U_k} = f|_{\partial U_k}$. Really, for any $z \in \beta$ we have

$$f_{U_k}(z) = L_k \circ \zeta_k(z) = L_k(\psi(z), 1) = c_i = f(z);$$

for $z \in \alpha'$ the following relations hold true

$$\begin{aligned} f_{U_k}(z) &= L_k(0, \psi'(z)) = c(1 - \psi'(z)) + c_i \psi'(z) = \\ &= \frac{c_i - f(z)}{c_i - c} \cdot c + \frac{f(z) - c}{c_i - c} \cdot c_i = f(z); \end{aligned}$$

similarly, for $z \in \alpha''$ we have

$$f_{U_k}(z) = L_k(\psi''(z), \psi''(z)) = c(1 - \psi''(z)) + c_i \psi''(z) = f(z).$$

Case 2: Let $U_k \subset \Theta$ be a domain such that $\partial \bar{U}_k$ contains two boundary arcs $\alpha_1, \alpha_2 \subset \partial D^2$ and $\partial U_k \setminus (\alpha_1 \cup \alpha_2) = \beta_1 \cup \beta_2$, where $\beta_i \subset \varphi(F)$, $i = 1, 2$.

The set $\overline{U}_k \setminus (\beta_1 \cup \beta_2)$ divides a disk D^2 hence arcs β_1 and β_2 do not belong to the image of the same tree of F . Suppose that $\beta_1 \subseteq \varphi(T_i)$, $\beta_2 \subseteq \varphi(T_j)$, $i \neq j$.

It is obvious that any arc α_1 , α_2 does not contain other images of vertices of F besides its endpoints. By using A3 we can conclude that the only images of vertices of G that are contained in α_1 and α_2 are their endpoints. Let us denote by y_{rs} , $r, s \in \{1, 2\}$, a common endpoint of α_r and β_s .

From Lemma 2.3 it follows that $f(\beta_1) = g(T_i) = c_i \in \mathbb{R}$, $f(\beta_2) = g(T_j) = c_j \in \mathbb{R}$, and f has no local extrema on arcs $\alpha_r \setminus \{y_{r1}, y_{r2}\}$, $r \in \{1, 2\}$. Therefore $c_i \neq c_j$ and maps $\psi_1 : \alpha_1 \rightarrow [0, 1]$, $\psi_2 : \alpha_2 \rightarrow [0, 1]$,

$$\psi_1(z) = \frac{f(z) - f(y_{11})}{f(y_{12}) - f(y_{11})} = \frac{f(z) - c_i}{c_j - c_i},$$

$$\psi_2(z) = \frac{f(z) - f(y_{21})}{f(y_{22}) - f(y_{21})} = \frac{f(z) - c_i}{c_j - c_i},$$

are homeomorphisms, moreover $\psi_1(y_{11}) = \psi_2(y_{21}) = 0$, $\psi_1(y_{12}) = \psi_2(y_{22}) = 1$.

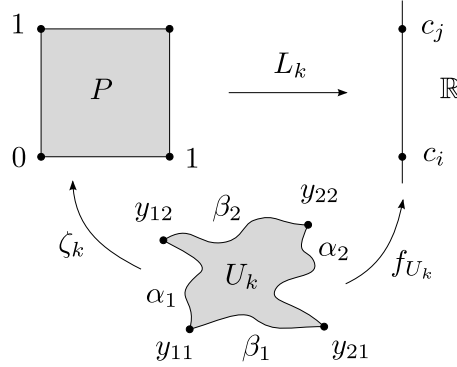


FIGURE 3. Function on a connected domain with two boundary arcs.

We consider a set $P = [0, 1] \times [0, 1]$ and a map $L_k : P \rightarrow \mathbb{R}$,

$$L_k : (x, y) \mapsto c_i(1 - y) + c_j y.$$

Let $\eta_s : \beta_s \rightarrow [0, 1]$ be homeomorphisms such that $\eta_s(y_{1s}) = 0$, $\eta_s(y_{2s}) = 1$, $s \in \{1, 2\}$.

Let us consider a map $\zeta_k^0 : \partial U_k \rightarrow \partial \hat{P}$,

$$\zeta_k^0(z) = \begin{cases} (0, \psi_1(z)), & \text{for } z \in \alpha_1, \\ (1, \psi_2(z)), & \text{for } z \in \alpha_2, \\ (\eta_1(z), 0), & \text{for } z \in \beta_1, \\ (\eta_2(z), 1), & \text{for } z \in \beta_2. \end{cases}$$

It is easy to see that ζ_k^0 is homeomorphism. By using Schoenflies's theorem [9] we can extend the homeomorphism ζ_k^0 to a homeomorphism $\zeta_k : \overline{U}_k \rightarrow \hat{P}$.

Let us consider a continuous function, see Fig. 3

$$f_{U_k} = L_k \circ \zeta_k : \overline{U}_k \rightarrow \mathbb{R}.$$

It is evident that this function locally can be represented as a projection on coordinate axis in all points of $\overline{U}_k \setminus \{y_{11}, y_{12}, y_{21}, y_{22}\}$.

By analogy with case 1, we prove that $f_{U_k} \Big|_{\partial U_k} = f \Big|_{\partial U_k}$.

The union of $\{\overline{U}_k\}$ generates a finite closed cover of D^2 . In addition, it follows from the construction that if $z \in \overline{U}_k \cap \overline{U}_s$ for some $k \neq s$ then $z \in \varphi(G)$ and $f_{U_k}(z) = f_{U_s}(z) = f(z)$. Therefore we can extend a function f from the set $\varphi(G)$ into D^2 with the help of the following relation

$$f(z) = f_{U_k}(z), \quad \text{for } z \in \overline{U}_k.$$

The cover $\{\overline{U}_k\}$ is fundamental thus the function $f : D^2 \rightarrow \mathbb{R}$ is continuous.

G will be indentified with its image $\varphi(G) \subseteq D^2$ in the following discussion.

Let T_k be a tree of F . Let us denote by Θ_k an union of domains of $\Theta = D^2 \setminus \varphi(F)$ which are adjoined to T_k .

$$\Theta_k = \bigcup_{j=1}^{m(k)} U_j^k, \\ \{U_1^k, \dots, U_{m(k)}^k\} = \{U_{j_1}, \dots, U_{j_{m(k)}}\}.$$

It should be noted that for any domain U_j and arc $\alpha = T_k \cap \partial U_j$ we have in the first place $f(\alpha) = \text{const} = c_k$, secondly, either $f(z) > c_k$ for any $z \in U_j$ or $f(z) < c_k$ for any $z \in U_j$. Thus every domain U_j^k , $j \in \{1, \dots, m(k)\}$ of Θ_k can be associated with sign either “+” or “−” depending on the sign of difference $f(z) - c_k$, $z \in U_j^k$.

It is easy to see that arcs of ∂D^2 connecting the images of adjacent vertices of G are connected components of the set $\Gamma_k = (\overline{\Theta}_k \cap \partial D^2) \setminus \varphi(V^*)$. Therefore from Definition 2.1 and Lemma 2.3 it follows that f is monotone on any arc of Γ_k . By definition of Γ_k and A3 exactly one of endpoints of any arc of Γ_k is an image of vertex of tree T_k . Thus every arc S of Γ_k can be associated with a sign either “+” or “−” depending on the sign of difference $f(z) - c_k$, $z \in S$.

Let us prove that in a neighborhood of any vertex $\varphi(v)$, where $v \in V_k \subset T_k$, the signs of domains, whose boundaries are the images of edges adjacent to v alternate. We should remark that for every vertex v of $V_{\text{ter}}(T_k)$ this follows from A3.

Let $\varphi(v)$ be a vertex such that $v \in V_k \setminus V_{\text{ter}}(T_k)$. Suppose that in a neighborhood of some point of $e_m \setminus V(G)$ there exist two domains U_m

and U_{m+1} which are adjoint to the edge e_m (which is adjacent to v) such that they have the same sign. Then from A2 it follows that there exist an other edge e_n that is adjacent to v and both of its adjoining domains U_n and U_{n+1} have the same sign, cases $U_{m+1} = U_n$, $U_m = U_{n+1}$ are not excluded. Since for an edge e_n (e_m) there exist one more vertex v'_1 (v''_1) which is adjacent to it then by analogy for the vertex v'_1 (v''_1) we can find a vertex v'_2 (v''_2) such that it has two adjacent edges adjoining to domains with the same sign and so on. Tree is finite, so for sequence of vertices $v, v'_1, v'_2, \dots, v'_{s_1}$ ($v, v''_1, v''_2, \dots, v''_{s_2}$) there exists a vertex v'_{s_1} (v''_{s_2}) such that $v'_{s_1} \in V_k^*$ ($v''_{s_2} \in V_k^*$).

We consider two types of vertices from $V_k^* \setminus V_{ter}(T_k)$.

(i) if $\deg(v'_{s_1}) = 2k + 1 > 3$, then a number of domains adjoining to the edges which are incident to it is even.

Let us consider the following binary relation ρ on the set of such domains. We will say that $V'\rho V''$ if domains V' and V'' adjoin to a common edge e which is incident to vertex v'_{s_1} and going around v'_{s_1} across the edge e in positive direction we pass from V' to V'' .

It is easy to show that the relation ρ is convenient and all domains generate ρ -chain, where its first and last elements are domains whose boundary contain arcs $S', S'' \subseteq \Gamma_k$ adjoining to v'_{s_1} .

From A3 it follows that arcs S' and S'' have different signs therefore first and last element of ρ -chain have the different signs.

From this and the fact that ρ -chain has even number of elements it follows that a number of its pairs of adjacent elements which have the same sign is even. We can apply our previous argument and add one more vertex v'_{s_1+1} to the sequence of vertices v, v'_1, \dots, v'_{s_1} .

(ii) if $\deg(v'_{s_1}) = 2k > 3$, then a number of domains adjoining to edges which are adjacent to it is odd.

Just as in (i) we consider the relation ρ on the set of such domains and order them into ρ -chain.

Contrary to the previous case a length of ρ -chain is odd and by Condition A3 first and last its elements have the same sign. Similarly, in this case a number of pairs of adjacent elements of ρ -chain which have the same signs is even. Therefore we can add one more vertex v'_{s_1+1} to the sequence of vertices v, v'_1, \dots, v'_{s_1} .

From the finiteness of tree it follows that there exists a vertex v' (v'') such that $v' \in V_{ter}(T_k)$ ($v'' \in V_{ter}(T_k)$) and an edge which is incident to it adjoins to domains with the same signs. Thus arcs S'_l and S'_p with the endpoint v' (v'') have the same sign but it contradicts to A3.

Let us consider the restriction of f to ∂D^2 . Local extrema of f are points $\varphi(v_i)$ corresponding to vertices v_i such that $v_i \in \gamma$ and $\deg(v_i) = 2k$, see Lemma 2.3. From the finiteness of G follows the finiteness of number of local extrema on ∂D^2 .

□

Let G be Δ -graph. From Theorem 2.2 it follows that there is a pseudoharmonic function f on disk which corresponds to a graph G . But, in general this function is not uniquely defined since we in no way restrict the choice of a monotone map $g : G \rightarrow \mathbb{R}$. Thus for non comparable vertices v' and v'' of graph G the relation $g(v') = g(v'')$ is not necessarily valid.

It is easy to construct an example of Δ -graph G and two monotone maps $g_1, g_2 : G \rightarrow \mathbb{R}$ which satisfy Lemma 2.3 but for some pair of non comparable vertices $v', v'' \in V(G)$ the following correlations hold true $g_1(v') < g_1(v'')$ and $g_2(v') > g_2(v'')$.

Theorem 2.3. *Let a graph G be Δ -graph.*

G satisfies Condition A4 iff a strict partial order of a graph G coincides with a strict partial order of a diagram $P(f)$ of some pseudoharmonic function f that corresponds to G .

Proof. Let $P(f)$ be a combinatorial diagram of some pseudoharmonic function f . We remind that a partial order on vertices of $P(f)$ is induced by a function f with the help of the following relation

$$v' < v'', \quad \text{if } f \circ \psi(v') < f \circ \psi(v''), \quad v', v'' \in V(P(f)).$$

We note that vertices v' and v'' are non comparable iff their images are on the same level set of f . Hence a graph $P(f)$ satisfies A4.

Suppose that G satisfies A4. The binary relation “to be non comparable” on the set of vertices $V(G)$ of G is transitive, symmetric and reflexive. So, in the proof of Lemma 2.3 we can consider instead of \mathfrak{f} a partition $\tilde{\mathfrak{f}}$ whose elements are classes of non comparable elements with regards to the order on $V(G)$. Then due to condition A4 the projection $\tilde{\pi} : V(G) \rightarrow V(G)/\tilde{\mathfrak{f}}$ induces a relation of partial order on quotient space $\tilde{V} = V(G)/\tilde{\mathfrak{f}}$ such that every pair of elements $\tilde{v}', \tilde{v}'' \in \tilde{V}$ is comparable. Therefore the partially ordered space \tilde{V} is linearly ordered and every monotone map $\tilde{g} : \tilde{V} \rightarrow \mathbb{R}$ is isomorphism onto its image. A map $g = \tilde{g} \circ \tilde{\pi}$ satisfies the condition that any pair of vertices $v', v'' \in V(G)$ is non comparable iff $g(v') = g(v'')$.

In the same way as in Lemma 2.3 we extend the function g on G and use this extension to construct a pseudoharmonic function f . By the construction the partial order induced on $V(G)$ by f is the same as the original partial order on $V(G)$. \square

REFERENCES

- [1] *Kaplan* Topology of level curves of harmonic functions. Transactions of Amer. Math. Society – vol. 63, N 3 (1948) – pp. 514–522.
- [2] *Yurchuk I.* Topological equivalence of functions of class $F(D^2)$. (in Ukrainian) Zb. prac Inst. Math. NAS Ukraine, 2006. – V.3, N 3. – 474–486 pp.
- [3] *Boothby W.M.* The topology of regular curve families with multiple saddle points. Amer. J. Math. – 1951. – vol. 73. – pp. 405–438.

- [4] *Morse M.* The topology of pseudo-harmonic functions. Duke Math. J. – 1946. – vol. **13**. – pp. 21–42.
- [5] *Polulyakh E., Yurchuk I.* On the conditions of topological equivalence of pseudoharmonic functions defined on disk. arXiv:0910.3647v1 [math.GN]
- [6] *Polulyakh E., Yurchuk I.* On the criteria of D-planarity of a tree. arXiv:0904.1367v1 [math.GN]
- [7] *Novak V.* Cyclically ordered sets. Czechoslovak Math. Journal., 1982. – vol. 32(107). – pp. 460–473.
- [8] *Mel'nikov O. V., Remeslennikov, V. N., Roman'kov, V. A., Skornyakov, L. A., Shestakov, I. P.* General algebra. Vol. 1 (Russian) Mathematical Reference Library, "Nauka", Moscow, 1990. 592 pp.
- [9] *Newman M. H. A.* Elements of the topology of plane sets of points. Cambridge: Cambridge Univ. Press, 1964 – 214 pp.
- [10] *Fuks D. B., Rokhlin V. A.* Beginner's course in topology. Geometric chapters. Translated from the Russian by A. Iacob. Universitext. Springer Series in Soviet Mathematics. Springer-Verlag, Berlin, 1984. xi+519 pp.