

# $A_{CP}$ Puzzle : Possible Evidence for Large Strong Phase in $B \rightarrow K\pi$ Color-Suppressed Tree Amplitude

T. N. Pham

Centre de Physique Théorique, CNRS  
Ecole Polytechnique, 91128 Palaiseau, Cedex, France

(Dated: November 3, 2018)

In QCD Factorization(QCDF), the suppression of the color-suppressed tree amplitude relative to the color-allowed one in  $B \rightarrow K\pi$  decay implies a direct CP asymmetry in  $B^- \rightarrow K^-\pi^0$  to be of the same sign and comparable in magnitude to that in  $\bar{B}^0 \rightarrow K^+\pi^-$ , in contradiction with experiment. This is the  $A_{CP}$   $B \rightarrow K\pi$  puzzle. One of the current proposal to solve this puzzle is the existence of a large color-suppressed amplitude with large strong phase which implies also a large negative  $\bar{B}^0 \rightarrow \bar{K}^0\pi^0$  CP asymmetry. In this paper, by an essentially model-independent calculation, we show clearly that the large negative direct CP asymmetry in  $\bar{B}^0 \rightarrow \bar{K}^0\pi^0$  implies a large  $C/T$ , the ratio of the color-suppressed to the color-allowed tree amplitude and a large negative strong phase for  $C$ . By adding to the QCDF amplitude an additional color-suppressed term to generate a large  $C/T$  and a large strong phase for  $C$  and an additional penguin-like contribution, we obtain branching ratios for all  $B \rightarrow K\pi$  modes and CP asymmetry for  $\bar{B}^0 \rightarrow K^+\pi^-$  and  $B^- \rightarrow K^-\pi^0$  in agreement with experiment, and a large and negative CP asymmetry in  $\bar{B}^0 \rightarrow \bar{K}^0\pi^0$  which could be checked with more precise measurements.

PACS numbers: 13.25.Hw, 12.38.Bx

## I. INTRODUCTION

In the penguin-dominated  $B \rightarrow K\pi$  decays, the color-suppressed tree contribution( $C$ ) is suppressed relative to the color-allowed tree contribution( $T$ ) because of the small Wilson coefficient  $a_2$  relative to  $a_1$ . One would then expect the direct CP asymmetries in  $B^- \rightarrow K^-\pi^0$  and  $\bar{B}^0 \rightarrow K^-\pi^+$  to be essentially given by the color-allowed tree and strong penguin interference terms( $TP$ ). The CP asymmetry( $A_{CP}$ ) in  $B^- \rightarrow K^-\pi^0$  would be of the same sign and comparable in magnitude to that in  $\bar{B}^0 \rightarrow K^-\pi^+$ . The current measurements[1], though with large errors, seem to indicate a positive CP asymmetry for  $B^- \rightarrow K^-\pi^0$ , in opposite sign to the negative  $\bar{B}^0 \rightarrow K^-\pi^+$  CP asymmetry measured with greater accuracy. This is the  $A_{CP}$  puzzle[2, 3, 4, 5, 6, 7, 8, 9, 10, 11, 12].

To reverse the sign of the predicted  $B^- \rightarrow K^-\pi^0$  CP asymmetry, one would need a large color-suppressed tree terms, i.e a large  $C/T$  ratio, and also a large strong phase for  $C$ , as will be shown in the following. Since the color-suppressed tree-penguin interference term in  $B^- \rightarrow K^-\pi^0$  is opposite in sign to that in  $\bar{B}^0 \rightarrow \bar{K}^0\pi^0$ , the  $\bar{B}^0 \rightarrow \bar{K}^0\pi^0$  CP asymmetry would become large and negative. If the positive asymmetry for  $B^- \rightarrow K^-\pi^0$  and a large negative  $\bar{B}^0 \rightarrow \bar{K}^0\pi^0$  CP asymmetry are confirmed by new measurements, this would be a clear evidence for the enhanced color-suppressed tree contribution to CP asymmetries in  $B \rightarrow K\pi$  decays. Apart from the possibility of new physics[7, 8, 13] to solve the  $A_{CP}$   $B \rightarrow K\pi$  puzzle, recent calculations in the standard model(SM), as done in perturbative QCD (pQCD)[2, 5], in QCD Factorization(QCDF) with large hard scattering corrections[14] seem to obtain a large color-suppressed enhancement in  $B \rightarrow \pi\pi$  and  $B \rightarrow K\pi$  decays. The calculation in [8] also shows that the color-suppressed

tree contribution has to be large to solve the  $B \rightarrow K\pi$   $A_{CP}$  puzzle within the standard model. Various phenomenological analyses[15] using  $SU(3)$  symmetry obtain also a large  $C/T$  ratio. Final state interaction (FSI) rescattering term with a large absorptive part, like the charmed meson rescattering charming penguin contribution[16, 17, 18, 19, 20, 21, 22], could also produce a large  $C/T$  with a strong phase[3, 22, 23, 24], for example, through the CKM-suppressed, color-allowed tree rescattering  $B \rightarrow K^*\rho \rightarrow K\pi$  process, which produces a tree-penguin interference term responsible for CP asymmetry, similar to the process  $B \rightarrow \rho\rho \rightarrow \pi\pi$  in  $B \rightarrow \pi\pi$  decays. Before going further in analyzing these possibilities, one would like to have a model-independent calculation to show that, apart from the possibility of new physics, the solution to the  $A_{CP}$  puzzle is an enhanced color-suppressed contribution to CP asymmetry in  $B \rightarrow K\pi$  decays. In the next section we will show in an essentially model-independent calculation that the large negative  $\bar{B}^0 \rightarrow \bar{K}^0\pi^0$  CP asymmetry requires a large ratio  $C/T$  with  $C$  mainly absorptive. We then show that with this additional contribution to the color-suppressed tree term and a penguin-like additional term as given in [25], QCDF could predict all the branching ratios and CP asymmetries for  $B \rightarrow K\pi$  decays consistent with experiment.

## II. MODEL-INDEPENDENT DETERMINATION OF STRONG PHASES IN $B \rightarrow K\pi$

As our analysis is based on QCD Factorization, for convenience, we reproduce here the QCDF  $B \rightarrow K\pi$  decay

amplitudes given in [25]. We have[26, 27, 28, 29] :

$$\begin{aligned}
A(B^- \rightarrow K^- \pi^0) &= -i \frac{G_F}{2} f_K F_0^{B\pi} (m_K^2) (m_B^2 - m_\pi^2) \\
& (V_{ub} V_{us}^* a_1 + (V_{ub} V_{us}^* + V_{cb} V_{cs}^*) [a_4 + a_{10} + (a_6 + a_8) r_\chi]) \\
& - i \frac{G_F}{2} f_\pi F_0^{BK} (m_\pi^2) (m_B^2 - m_K^2) \\
& \times \left( V_{ub} V_{us}^* a_2 + (V_{ub} V_{us}^* + V_{cb} V_{cs}^*) \times \frac{3}{2} (a_9 - a_7) \right) \\
& - i \frac{G_F}{2} f_B f_K f_\pi \\
& \times [V_{ub} V_{us}^* b_2 + (V_{ub} V_{us}^* + V_{cb} V_{cs}^*) \times (b_3 + b_3^{ew})] \quad (1)
\end{aligned}$$

$$\begin{aligned}
A(B^- \rightarrow \bar{K}^0 \pi^-) &= -i \frac{G_F}{\sqrt{2}} f_K F_0^{B\pi} (m_K^2) (m_B^2 - m_\pi^2) \\
& + (V_{ub} V_{us}^* + V_{cb} V_{cs}^*) \left[ a_4 - \frac{1}{2} a_{10} + (a_6 - \frac{1}{2} a_8) r_\chi \right] \\
& - i \frac{G_F}{\sqrt{2}} f_B f_K f_\pi \\
& \times [V_{ub} V_{us}^* b_2 + (V_{ub} V_{us}^* + V_{cb} V_{cs}^*) \times (b_3 + b_3^{ew})] \quad (2)
\end{aligned}$$

and for  $\bar{B}^0$  :

$$\begin{aligned}
A(\bar{B}^0 \rightarrow K^- \pi^+) &= -i \frac{G_F}{\sqrt{2}} f_K F_0^{B\pi} (m_K^2) (m_B^2 - m_\pi^2) \\
& \left( V_{ub} V_{us}^* a_1 + (V_{ub} V_{us}^* + V_{cb} V_{cs}^*) [a_4 + a_{10} + (a_6 + a_8) r_\chi] \right) \\
& - i \frac{G_F}{\sqrt{2}} f_B f_K f_\pi \left[ (V_{ub} V_{us}^* + V_{cb} V_{cs}^*) \times (b_3 - \frac{b_3^{ew}}{2}) \right] \quad (3) \\
A(\bar{B}^0 \rightarrow \bar{K}^0 \pi^0) &= i \frac{G_F}{2} f_K F_0^{B\pi} (m_K^2) (m_B^2 - m_\pi^2) \\
& \times (V_{ub} V_{us}^* + V_{cb} V_{cs}^*) \left[ a_4 - \frac{1}{2} a_{10} + (a_6 - \frac{1}{2} a_8) r_\chi \right] \\
& - i \frac{G_F}{2} f_\pi F_0^{BK} (m_\pi^2) (m_B^2 - m_K^2) \\
& \left( V_{ub} V_{us}^* a_2 + (V_{ub} V_{us}^* + V_{cb} V_{cs}^*) \times \frac{3}{2} (a_9 - a_7) \right) \\
& + i \frac{G_F}{2} f_B f_K f_\pi \left[ (V_{ub} V_{us}^* + V_{cb} V_{cs}^*) \times (b_3 - \frac{b_3^{ew}}{2}) \right] \quad (4)
\end{aligned}$$

where  $r_\chi = \frac{2m_K^2}{(m_b - m_d)(m_d + m_s)}$  is the chirally-enhanced terms in the penguin  $O_6$  matrix element. The annihilation term  $b_i$  are evaluated with the factor  $f_B f_{M_1} f_{M_2}$  included and normalized relative to the factor  $f_K F_0^{B\pi} (m_B^2 - m_\pi^2)$  in the factorisable terms. For the  $B^- \rightarrow \pi^- \pi^0$  amplitude, we have:

$$\begin{aligned}
A(B^- \rightarrow \pi^- \pi^0) &= -i \frac{G_F}{2} f_\pi F_0^{B\pi} (m_\pi^2) (m_B^2 - m_\pi^2) \\
& \left( V_{ub} V_{ud}^* (a_1 + a_2) + (V_{ub} V_{ud}^* + V_{cb} V_{cd}^*) \right. \\
& \left. \times \frac{3}{2} (a_9 - a_7 + a_{10} + a_8 r_\chi) \right) \quad (5)
\end{aligned}$$

We see that the  $B \rightarrow K\pi$  decay amplitudes consist of a QCD penguin(P)  $a_4 + a_6 r_\chi$ , a color-allowed tree(T)  $a_1$ , a

color-suppressed tree(C)  $a_2$ , a color-allowed electroweak penguin(EW)  $a_9 - a_7$ , a color-suppressed electroweak penguin(EWC)  $a_{10} + a_8 r_\chi$  terms. (There are also the penguin contribution given by  $a_4^u + a_6^u r_\chi$  term not shown in the above expressions, for simplicity). Because of the relative large Wilson coefficients, the QCD penguin, the color-allowed tree and the color-allowed electroweak contribution are the major contributions in  $B \rightarrow K\pi$  decays. The  $B \rightarrow K\pi$  amplitude in Eqs.(1)-(4) are then given as the sum of the allowed-tree  $T$ , the color-suppressed tree  $C$ , the color-allowed electroweak penguin  $P_W$ , the color-suppressed electroweak penguin,  $P_{WC}$ , tree-annihilation  $A$  (the  $b_2$  terms in Eq.(1)-(2)) the penguin-induced weak annihilation  $P_A$ . One can further simplify the expressions, by grouping together the penguin and penguin weak annihilation as an effective penguin  $P_{\text{eff}}$  as usually done[28], furthermore, since the CKM-suppressed, color-suppressed  $b_2$  terms are much smaller than the color-allowed tree term, we could also neglect  $A$ , and put the tree terms and the CKM-suppressed part of  $P$  and  $P_A$  into an effective  $T_{\text{eff}}$  and  $C_{\text{eff}}$ . The  $B \rightarrow K\pi$  amplitudes in terms of the effective penguin and tree amplitude are then (putting  $P_{\text{eff}} = P$ ,  $T_{\text{eff}} = T$ ,  $C_{\text{eff}} = C$ ), we have (in the notations of Ref.[14]):

$$\begin{aligned}
A(B^- \rightarrow K^- \pi^0) &= \frac{1}{\sqrt{2}} (P e^{i\delta_P} + T e^{i\delta_T} e^{i\gamma} + C e^{i\delta_C} e^{-i\gamma} \\
& + P_W + \frac{2}{3} P_{WC}), \\
A(B^- \rightarrow \bar{K}^0 \pi^-) &= P e^{i\delta_P} - \frac{1}{3} P_{WC}, \\
A(\bar{B}^0 \rightarrow K^- \pi^+) &= P e^{i\delta_P} + T e^{i\delta_T} e^{-i\gamma} + \frac{2}{3} P_{WC}, \\
A(\bar{B}^0 \rightarrow \bar{K}^0 \pi^0) &= -\frac{1}{\sqrt{2}} (P e^{i\delta_P} - C e^{i\delta_C} e^{-i\gamma} \\
& - P_W - \frac{1}{3} P_{WC}). \quad (6)
\end{aligned}$$

with the strong phase  $\delta_P, \delta_T, \delta_C$  for the penguin, color-allowed and color-suppressed tree, respectively and the weak phase  $\gamma$  of the CKM matrix element  $V_{ub}$  is written explicitly in the color-allowed  $T$  and color-suppressed  $C$  terms. In terms of the relative strong phase  $\delta_{PT}, \delta_{CT}$ , and to take into account of the fact that the real part of the penguin amplitude  $P$  is negative in QCDF, we have  $\delta_P = \delta_{PT} + \pi + \delta_T$ , and  $\delta_C = \delta_{CT} + \delta_T$ .

Consider now the CP-averaged  $\Gamma_{\text{av}}$  and CP-difference  $\Gamma_{\text{as}}$  for  $B \rightarrow K\pi$  decay rates are then, with  $\Gamma_{\text{av}} = (\Gamma(B \rightarrow K\pi) + \bar{\Gamma}(B \rightarrow K\pi))/2$ ,  $\Gamma_{\text{as}} = (\Gamma(B \rightarrow K\pi) - \bar{\Gamma}(B \rightarrow K\pi))$  and  $\Gamma(B \rightarrow K\pi)$  and  $\bar{\Gamma}(B \rightarrow K\pi)$  denotes the decay rate for the corresponding charge-conjugate

mode. We have

$$\begin{aligned} \Gamma_{\text{av}}(B^- \rightarrow K^- \pi^0) &= \frac{P^2}{2} - P T \cos(\delta_{PT}) \cos(\gamma) \\ &- P C \cos(\delta_{PT} - \delta_{CT}) \cos(\gamma) + T C \cos(\delta_{CT}) \\ &- P P_W \cos(\delta_{PT} + \delta_T) \cos(\gamma) + T P_W \cos(\delta_T) \cos(\gamma) \\ &+ C P_W \cos(\delta_{CT} + \delta_T) \cos(\gamma) + \frac{T^2}{2} + \frac{C^2}{2} + \frac{P_W^2}{2} \quad (7) \end{aligned}$$

$$\Gamma_{\text{av}}(B^- \rightarrow \bar{K}^0 \pi^-) = P^2 \quad (8)$$

$$\Gamma_{\text{av}}(\bar{B}^0 \rightarrow K^- \pi^+) = P^2 - 2 P T \cos(\delta_{PT}) \cos(\gamma) + T^2 \quad (9)$$

$$\begin{aligned} \Gamma_{\text{av}}(\bar{B}^0 \rightarrow \bar{K}^0 \pi^0) &= \frac{P^2}{2} + P C \cos(\delta_{PT} - \delta_{CT}) \cos(\gamma) \\ &+ P P_W \cos(\delta_{PT} + \delta_T) \cos(\gamma) \\ &+ C P_W \cos(\delta_{CT} + \delta_T) \cos(\gamma) + \frac{C^2}{2} + \frac{P_W^2}{2} \quad (10) \end{aligned}$$

where  $P$ ,  $T$ ,  $C$  and  $P_W$  are positive and the negative real part of the penguin term has been taken into account in the phase  $\delta_P = \pi + \delta_{PT} + \delta_T$  as mentioned above. Also, to simplify the analysis, we have neglected the color-suppressed electroweak penguin  $P_{WC}$  contribution which is smaller than the color-allowed electroweak penguin  $P_W$  by an order of magnitude as can be seen from the  $a_8$  and  $a_{10}$  terms in Eqs.(1)-(4). For the CP-difference decay rates, we obtain:

$$\begin{aligned} \Gamma_{\text{as}}(B^- \rightarrow K^- \pi^0) &= 2 P T \sin(\delta_{PT}) \sin(\gamma) \\ &+ 2 P C \sin(\delta_{PT} - \delta_{CT}) \sin(\gamma) + 2 T P_W \sin(\delta_T) \sin(\gamma) \\ &+ 2 C P_W \sin(\delta_{CT} + \delta_T) \sin(\gamma) , \quad (11) \end{aligned}$$

$$\Gamma_{\text{as}}(B^- \rightarrow \bar{K}^0 \pi^-) = 0 , \quad (12)$$

$$\Gamma_{\text{as}}(\bar{B}^0 \rightarrow K^- \pi^+) = 4 P T \sin(\delta_{PT}) \sin(\gamma) , \quad (13)$$

$$\begin{aligned} \Gamma_{\text{as}}(\bar{B}^0 \rightarrow \bar{K}^0 \pi^0) &= -2 P C \sin(\delta_{PT} - \delta_{CT}) \sin(\gamma) \\ &+ 2 C P_W \sin(\delta_{CT} + \delta_T) \sin(\gamma) \quad (14) \end{aligned}$$

and the CP asymmetries are then given by:

$$\mathcal{A}_{\text{CP}}(B \rightarrow K \pi) = \frac{\Gamma_{\text{as}}(B \rightarrow K \pi)}{2 \Gamma_{\text{av}}(B \rightarrow K \pi)} \quad (15)$$

As the  $B \rightarrow K \pi$  branching ratios have been measured with an accuracy at the  $10^{-6}$  level, it is possible to use the differences in the measured branching ratios and CP asymmetry to determine the relative  $T/P$ ,  $C/T$  and the strong phase  $\delta_{PT}$ ,  $\delta_{CT}$ , as done for  $B \rightarrow \pi \pi$  decays[24, 30] in which the relative strong phase  $\delta_{PT}$  can be extracted from the measured mixing-induced and direct CP asymmetry parameters  $S_{\pi^+ \pi^-}$  and  $C_{\pi^+ \pi^-}$ . For example, by neglecting the  $(P/T)^2$  term in  $S_{\pi^+ \pi^-}$ , one would obtain:

$$\tan \delta_{PT} \approx -C_{\pi^+ \pi^-} / S_{\pi^+ \pi^-} \quad (16)$$

which gives, for  $\bar{B}^0 \rightarrow \pi^- \pi^+$ ,  $\delta_{PT} = -36.5^\circ$  close to the value  $-41.3^\circ$  in a more precise determination [24]. Similar determination of the strong phase could be done for  $B \rightarrow K \pi$  decays by using the quantity

$D = 2(\Gamma_{\text{av}}(\bar{B}^0 \rightarrow K^- \pi^+) - \Gamma_{\text{av}}(B^- \rightarrow \bar{K}^0 \pi^-) - T^2)$  which is given by:

$$D = -4 P T \cos(\delta_{PT}) \cos(\gamma) \quad (17)$$

The ratio  $R_{K^- \pi^+} = \Gamma_{\text{as}}(\bar{B}^0 \rightarrow K^- \pi^+) / D$  is then:

$$R_{K^- \pi^+} = -\tan(\delta_{PT}) \tan(\gamma) \quad (18)$$

from which we obtain :

$$\begin{aligned} \tan(\delta_{PT}) &= -\frac{R_{K^- \pi^+}}{\tan(\gamma)} , \\ \sin(\delta_{PT}) &= -\frac{R_{K^- \pi^+}}{\sqrt{\tan^2(\gamma) + R_{K^- \pi^+}^2}} \quad (19) \end{aligned}$$

From the measured  $B \rightarrow K \pi$  branching ratios and the QCDF expression for  $T^2$ , we obtain  $D = -5.35$ ,  $R_{K^- \pi^+} = 0.71$  (in terms of the branching ratios and in unit of  $10^{-6}$ ) which give,

$$\tan(\delta_{PT}) = -0.30, \quad \delta_{PT} = -17^\circ. \quad (20)$$

within an error of 20 – 30%, including a small theoretical uncertainty in the use of QCDF for  $T^2$  which makes only a small contribution to  $D$  relative to the main tree-penguin interference term. This value is smaller than the value  $-36.5^\circ$  for  $\delta_{PT}$  in  $\bar{B}^0 \rightarrow \pi^- \pi^+$  mentioned above, but the small value of the strong phase  $\delta_{PT}$  we obtained here from  $\bar{B}^0 \rightarrow K^- \pi^+$  could be due to the cancellation between the factorisable term, penguin-induced weak annihilation and FSI charmed meson intermediate states contribution to produce a negative CP asymmetry in  $\bar{B}^0 \rightarrow K^- \pi^+$  decay[25].

We now come to the  $\mathcal{A}_{\text{CP}}$  puzzle. As mentioned earlier, the solution of the puzzle requires a moderate  $C/T$  ratio, but with a strong phase  $\delta_{CT}$  sufficiently large to keep the real part of the color-suppressed tree contribution close to QCDF prediction, like those computed for  $B \rightarrow \pi \pi$  decays[31]. Then the large absorptive part could find an explanation from FSI effects as mentioned earlier. Indeed, as shown in the following, such a large strong phase for  $C$  is required to produce a large CP asymmetry for  $\bar{B}^0 \rightarrow \bar{K}^0 \pi^0$ . Defining  $R_{\bar{K}^0 \pi^0} = \Gamma_{\text{as}}(\bar{B}^0 \rightarrow \bar{K}^0 \pi^0) / D$ , we have:

$$\begin{aligned} R_{\bar{K}^0 \pi^0} &= -\frac{1}{2} \frac{C}{T} \left( \sin(\delta_{CT}) \tan(\gamma) + \cos(\delta_{CT}) R_{K^- \pi^+} \right. \\ &\left. + R_W \sin(\delta_{CT} + \delta_T) \sqrt{(R_{K^- \pi^+}^2 + \tan^2(\gamma))} \right) \quad (21) \end{aligned}$$

where  $R_W = P_W / P$  which is given approximately by QCDF[28]:

$$R_W = \frac{3 f_\pi F^{BK}(0) |a_9 - a_7|}{2 f_K F^{B\pi}(0) |a_4 + a_6 r_\chi|} \approx 0.13 \quad (22)$$

The CP asymmetry for  $\bar{B}^0 \rightarrow \bar{K}^0 \pi^0$  is then

$$\mathcal{A}_{\text{CP}}(\bar{B}^0 \rightarrow \bar{K}^0 \pi^0) = \frac{D R_{\bar{K}^0 \pi^0}}{2 \mathcal{B}(\bar{B}^0 \rightarrow \bar{K}^0 \pi^0)} \quad (23)$$

with  $D$  given in terms of the CP-averaged  $B \rightarrow K\pi$  branching ratios, experimentally,  $D = -5.35$ , as mentioned above (in unit of  $10^{-6}$ ).

A nice feature of the above expression for  $R_{\bar{K}^0\pi^0}$  is that it gives the CP asymmetry for  $\bar{B}^0 \rightarrow \bar{K}^0\pi^0$  in terms of the strong phase  $\delta_{CT}$ , the measured  $\bar{B}^0 \rightarrow K^-\pi^+$  CP asymmetry and the weak phase  $\gamma$ . For a large strong phase  $\delta_{CT}$ , the  $\cos(\delta_{CT})R_{K^-\pi^+}$  term is suppressed so that the dependence of  $R_{\bar{K}^0\pi^0}$  on  $R_{K^-\pi^+}$  is weak. There is also some dependence on  $\delta_T$  in the electroweak contribution to  $R_{\bar{K}^0\pi^0}$  which could produce a small uncertainty on the CP asymmetry, about 10 – 15%, roughly the size of the electroweak penguin contribution. Thus the CP asymmetry for  $\bar{B}^0 \rightarrow \bar{K}^0\pi^0$  depends essentially on the strong phase of the color-suppressed tree contribution  $\delta_{CT}$ .

Numerically, from the measured  $\mathcal{B}(\bar{B}^0 \rightarrow K^-\pi^+)$ , the CP asymmetry  $\mathcal{A}_{CP}(\bar{B}^0 \rightarrow K^-\pi^+)$ ,  $\gamma = 67^\circ$ , and taking  $\delta_T = 30^\circ$ , we obtain:

$$\mathcal{A}_{CP}(\bar{B}^0 \rightarrow \bar{K}^0\pi^0) = 0.27 \frac{C}{T} [1.31 \sin(\delta_{CT}) + 0.44 \cos(\delta_{CT})] \quad (24)$$

Thus a large negative value for  $\delta_{CT}$  could produce a large negative  $\mathcal{A}_{CP}(\bar{B}^0 \rightarrow \bar{K}^0\pi^0)$  which is needed to accommodate the measured positive asymmetry for  $(B^- \rightarrow K^-\pi^0)$ [1]. For example, with  $\delta_{CT} = -72^\circ$ , one would get  $\mathcal{A}_{CP}(\bar{B}^0 \rightarrow \bar{K}^0\pi^0) = -0.30(C/T)$  which implies  $C/T = 1/2$  for  $\mathcal{A}_{CP}(\bar{B}^0 \rightarrow \bar{K}^0\pi^0) = -0.15$ . If we neglect the electroweak penguin  $P_W$  term, we would have:

$$\mathcal{A}_{CP}(\bar{B}^0 \rightarrow \bar{K}^0\pi^0) = 0.27 \frac{C}{T} [1.17 \sin(\delta_{CT}) + 0.35 \cos(\delta_{CT})] \quad (25)$$

independent of  $\delta_T$ . The same value for the CP asymmetry would implies  $\delta_{CT} = -75^\circ$ , close to the value obtained with electroweak penguin. Thus the determination of  $C/T$  will not be greatly affected by the electroweak penguin contribution. In general from QCDF one expects a small  $\delta_T$ , in our calculation we will put  $\delta_T = 30^\circ$ . In terms of the measured  $\mathcal{A}_{CP}(\bar{B}^0 \rightarrow \bar{K}^0\pi^0)$ , from Eq.(23),  $C/T$  is then:

$$\left(\frac{C}{T}\right) = \frac{\mathcal{A}_{CP}(\bar{B}^0 \rightarrow \bar{K}^0\pi^0)}{0.27 [1.31 \sin(\delta_{CT}) + 0.44 \cos(\delta_{CT})]} \quad (26)$$

As shown in Fig.1, for the strong phase in the range  $-(50^\circ - 70^\circ)$ ,  $C/T$  is of the order 0.3 – 0.4 for an asymmetry of  $-0.10$ , with a larger asymmetry of  $-0.15$ ,  $C/T$  become larger, of the order 0.5 – 0.6. Thus in an essentially model-independent calculation, we have shown that a large and negative  $\bar{B}^0 \rightarrow \bar{K}^0\pi^0$  CP asymmetry, which is required to produce a sizable positive CP asymmetries in  $B^- \rightarrow K^-\pi^0$ , implies a large color-suppressed tree  $C$  term and its strong phase in  $B \rightarrow K\pi$  decay, with a ratio  $C/T$  of the order 0.4 – 0.6 and the strong phase  $\delta_{CT}$  in the range  $-(50 - 70)^\circ$ . Indeed, a recent analysis in QCDF shows that the  $\mathcal{A}_{CP} B \rightarrow K\pi$  puzzle could be solved with a color-suppressed tree  $a_2$  term large and having a large negative strong phase[14]. In the next

section, we will show that, by adding to the QCDF amplitude, an additional color-suppressed tree contribution with this size to reverse the sign of the  $B^- \rightarrow K^-\pi^0$  asymmetry, together with the additional penguin terms (charming penguin etc.)[25], indeed good agreement with experiment is obtained for all the  $B \rightarrow K\pi$  branching ratios and CP asymmetries.

### III. $B \rightarrow K\pi$ DECAYS IN QCDF WITH ADDITIONAL PENGUIN AND COLOR-SUPPRESSED CONTRIBUTIONS

In a previous paper[25], we have shown that the  $B \rightarrow K\pi$  branching ratios and the  $\bar{B}^0 \rightarrow K^+\pi^-$  CP asymmetry could be described by QCDF with a mainly absorptive additional penguin terms (charming penguin etc.), with a strength 30% of the penguin term. However the predicted CP asymmetry for  $B^- \rightarrow K^-\pi^0$  is of the same sign and magnitude to that for  $\bar{B}^0 \rightarrow K^-\pi^+$ , in disagreement with the measured value. Therefore, to reverse the sign of the predicted asymmetry, we need a large negative  $\bar{B}^0 \rightarrow \bar{K}^0\pi^0$  asymmetry and hence a color-suppressed tree term with large magnitude and large negative strong phase. By adding this term to the QCDF  $B \rightarrow K\pi$  amplitudes given in our previous work[25] one would obtain correct predictions for  $B \rightarrow K\pi$  branching ratios and CP asymmetries as will be shown below.

With the same hadronic, CKM parameters and the additional penguin term  $\delta P$  given in [25], and writing the color-suppressed additional term as  $\delta C = ra_2(k_1 + ik_2)$  where  $ra_2$  is the real part of  $a_2$ , and taking  $k_1 = 0$ ,  $k_2 = -1.7$ , the computed branching ratios and direct CP asymmetries, with  $\rho_H = 1$ ,  $\phi_H = 0$  and  $\phi_A = -55^\circ$  as in scenario S4 of [28] are shown in Fig.2 and Fig.3 as function of  $\rho_A$ . For convenience we also give in Table I and Table II the computed values at  $\rho_A = 1$  as in S4 with and without the additional penguin-like  $\delta P$  and color-suppressed  $\delta C$  contribution. We see that with these additional contributions, all the branching ratios and CP asymmetries are in good agreement with the measured values. In particular, the  $\bar{B}^0 \rightarrow \bar{K}^0\pi^0$  branching ratio is slightly larger than the previous predicted value of  $8.9 \times 10^{-6}$  due to the additional  $\delta C$  contribution and is closer to experiment, while other predicted branching ratios remain practically unchanged.

In our previous work[25], we give predictions for the  $\bar{B}^0 \rightarrow \bar{K}^0\pi^0$ ,  $B^- \rightarrow K^-\pi^0$  and  $\bar{B}^0 \rightarrow K^-\pi^+$  branching ratios in terms of the computed differences  $2\mathcal{B}(\bar{B}^0 \rightarrow \bar{K}^0\pi^0) - r_b\mathcal{B}(B^- \rightarrow \bar{K}^0\pi^-)$ ,  $2r_b\mathcal{B}(B^- \rightarrow K^-\pi^0) - \mathcal{B}(\bar{B}^0 \rightarrow K^-\pi^+)$ ,  $\mathcal{B}(\bar{B}^0 \rightarrow K^-\pi^+) - r_b\mathcal{B}(B^- \rightarrow \bar{K}^0\pi^-)$  and the measured  $\bar{B}^0 \rightarrow K^-\pi^+$  and  $B^- \rightarrow \bar{K}^0\pi^-$  branching ratios. The good agreement with experiment

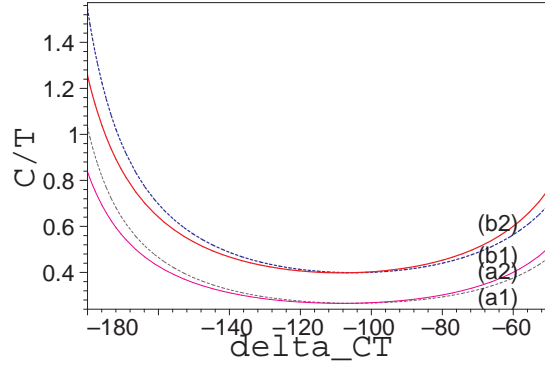


FIG. 1: The ratio  $C/T$  plotted against  $\delta_{CT}$ , the strong phase of the color-suppressed tree contribution  $C$ . (a1,a2) are the curves for  $\mathcal{A}_{CP}(\bar{B}^0 \rightarrow \bar{K}^0\pi^0) = -0.10$  with  $\delta_T$  taken to be 0.0 and  $30^\circ$ , respectively, (b1,b2) are similar curves for  $\mathcal{A}_{CP}(\bar{B}^0 \rightarrow \bar{K}^0\pi^0) = -0.15$ .

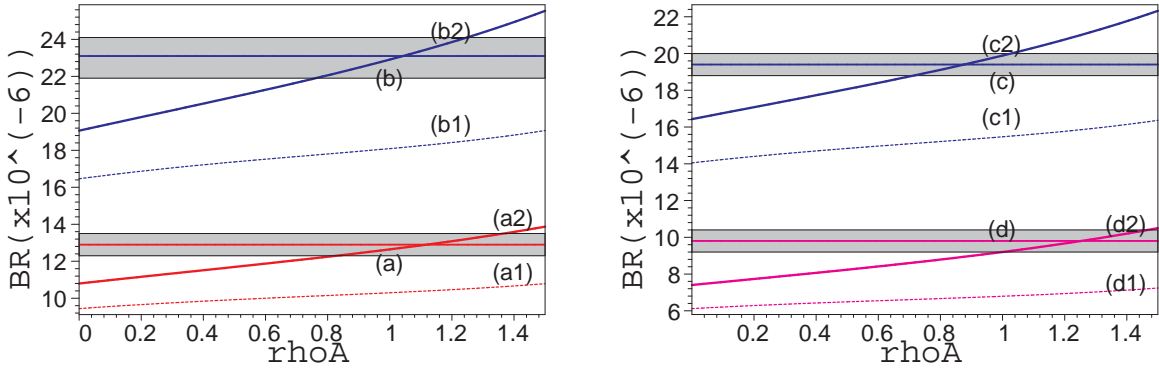


FIG. 2: The computed and measured CP-averaged branching ratios. The horizontal line are the measured values [1] with the gray areas represent the experimental errors. (a), (b), (c), (d) in the left and right figure represent the values for  $B^- \rightarrow K^- \pi^0$ ,  $B^- \rightarrow \bar{K}^0 \pi^-$ ,  $\bar{B}^0 \rightarrow K^- \pi^+$  and  $\bar{B}^0 \rightarrow \bar{K}^0 \pi^0$  respectively. The curves (a1)-(d1) and (a2)-(d2) are the corresponding QCDF predicted values for  $\phi_A = -55^\circ$ , without and with additional penguin-like  $\delta P$  and color-suppressed  $\delta C$  contribution respectively.

| Decay Modes                             | $\delta P = 0$<br>$\delta C = 0$ | $\delta P \neq 0$<br>$\delta C \neq 0$ | Exp [1]        |
|---|----------------------------------|--|----------------|
| $B^- \rightarrow \pi^- \pi^0$           | 5.7                              | 5.7                                    | $5.59 \pm 0.4$ |
| $B^- \rightarrow K^- \pi^0$             | 10.3                             | 12.6                                   | $12.9 \pm 0.6$ |
| $B^- \rightarrow \bar{K}^0 \pi^-$       | 18.1                             | 22.9                                   | $23.1 \pm 1.0$ |
| $\bar{B}^0 \rightarrow K^- \pi^+$       | 15.5                             | 19.9                                   | $19.4 \pm 0.6$ |
| $\bar{B}^0 \rightarrow \bar{K}^0 \pi^0$ | 6.8                              | 9.2                                    | $9.8 \pm 0.6$  |

TABLE I: The CP-averaged  $B \rightarrow K\pi$  Branching ratios in unit of  $10^{-6}$  in QCDF with and without additional penguin-like  $\delta P$  and color-suppressed  $\delta C$  contribution and with  $\rho_A = 1.0$ ,  $\phi_A = -55^\circ$

| Decay Modes                             | $\delta P = 0$<br>$\delta C = 0$ | $\delta P \neq 0$<br>$\delta C \neq 0$ | Exp [1]                    |
|---|----------------------------------|--|----------------------------|
| $B^- \rightarrow \pi^- \pi^0$           | 0.0                              | 0.0                                    | $0.06 \pm 0.05$            |
| $B^- \rightarrow K^- \pi^0$             | 0.01                             | 0.06                                   | $0.05 \pm 0.025$           |
| $B^- \rightarrow \bar{K}^0 \pi^-$       | 0.004                            | 0.01                                   | $-0.009 \pm 0.025$         |
| $\bar{B}^0 \rightarrow K^- \pi^+$       | -0.02                            | -0.08                                  | $-0.098^{+0.012}_{-0.010}$ |
| $\bar{B}^0 \rightarrow \bar{K}^0 \pi^0$ | -0.02                            | -0.11                                  | $-0.01 \pm 0.10$           |

TABLE II: The direct  $B \rightarrow K\pi$  CP asymmetries in QCDF with and without additional penguin-like contribution  $\delta P$  and color-suppressed  $\delta C$  contribution and with  $\rho_A = 1.0$ ,  $\phi_A = -55^\circ$

shows that QCDF could describe rather well the electroweak penguin contribution. We give here similar predictions with the additional color-suppressed term included (in unit of  $10^{-6}$ ):

$$\mathcal{B}(\bar{B}^0 \rightarrow \bar{K}^0 \pi^0) = 9.3 \pm 0.3, \quad (27)$$

$$\mathcal{B}(B^- \rightarrow K^- \pi^0) = 12.4 \pm 0.3. \quad (28)$$

$$\mathcal{B}(\bar{B}^0 \rightarrow K^- \pi^+) = 20.1 \pm 0.6, \quad (29)$$

We see that because of the large color-suppressed contribution, the  $\bar{B}^0 \rightarrow \bar{K}^0 \pi^0$  predicted branching ratio is larger than the previous predicted value  $(9.0 \pm 0.3) \times 10^{-6}$  and is closer to experiment, the other two predicted branching ratios are almost unchanged and are in good agreement with experiment within the current accuracy.

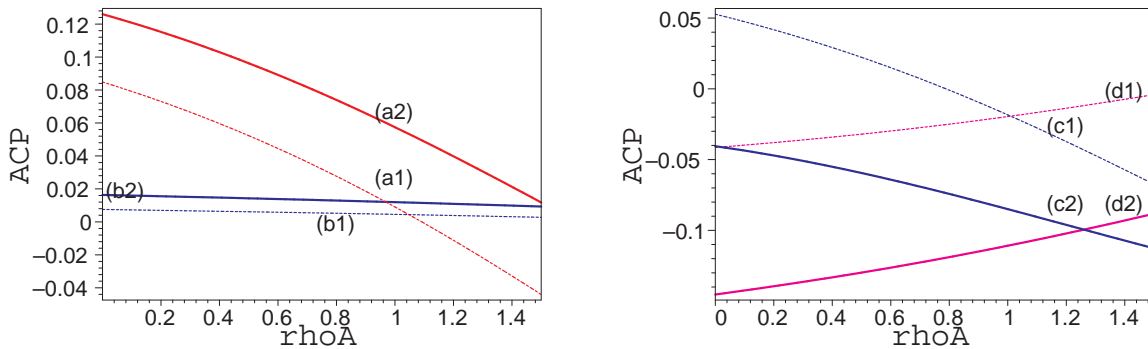


FIG. 3: The same as in Fig.2 but for the computed CP asymmetries.

#### IV. CONCLUSION

By adding mainly absorptive additional penguin-like and color-suppressed tree terms to the QCDF  $B \rightarrow K\pi$  decay amplitudes, we show that QCDF could successfully predict the  $B \rightarrow K\pi$  branching ratios and CP asymmetries. In particular, with a large negative strong phase for the color-suppressed tree contribution, we obtain the correct magnitude and sign for the  $\bar{B}^0 \rightarrow K^-\pi^+$  and  $B^- \rightarrow K^-\pi^0$  CP asymmetry, and a large negative asymmetry for  $\bar{B}^0 \rightarrow \bar{K}^0\pi^0$ . Confirmation of these CP asym-

metries by new measurements and the measurement of  $\bar{B}^0 \rightarrow \pi^0\pi^0$  CP asymmetry[24] would be an evidence for a large  $C/T$  ratio and a large strong phase in  $B \rightarrow \pi\pi$  and  $B \rightarrow K\pi$  decays.

#### Acknowledgments

I would like to thank Hai-Yang Cheng for useful discussions. This work was supported in part by the EU contract No. MRTN-CT-2006-035482, "FLAVIANet".

- 
- [1] Heavy Flavor Averaging Group, E. Barberio *et al*, arXiv:0808.1297 [hep-ex].
- [2] Y. Y. Charng and H. n. Li, Phys. Rev. D **71**, 014036 (2005); H.-n. Li, S. Mishima, and A. I. Sanda, *ibid* **72**, 074005 (2005).
- [3] C. S. Kim, S. Oh and C. Yu, Phys. Rev. D **72**, 074005 (2005) ; D. Chang, C. S. Chen, H. Hatanaka, and C. S. Kim, Talk given at the third International Conference on Flavor Physics(ICFP 2005), Chong-li, Taiwan, R. O. C, Oct. 2005, arXiv:hep-ph/0510328.
- [4] R. Fleischer, Talk given at 4th International Workshop on the CKM Unitarity Triangle (CKM 2006), Nagoya, Japan, 12-16 Dec 2006, hep-ph/0701217.
- [5] H. n. Li and S. Mishima, arXiv:0901.1272 [hep-ph].
- [6] M. Gronau and J. L. Rosner, Phys. Lett. B **644**, 237 (2007).
- [7] R. Fleischer, S. Jager, D. Pirjol and J. Zupan, Phys. Rev. D **78**, 111501 (2008).
- [8] C. S. Kim, S. Oh and Y. W. Yoon, , Phys. Lett. B **665**, 231 (2008).
- [9] M. Gronau and J. L. Rosner, Phys. Lett. B **666**, 467 (2008)
- [10] M. Ciuchini, E. Franco, G. Martinelli, M. Pierini and L. Silvestrini, Phys. Lett. B **674**, 197 (2009).
- [11] S. Baek, C. W. Chiang and D. London, Phys. Lett. B **675** 59 (2009).
- [12] S. Baek, C. W. Chiang, M. Gronau, D. London and J. L. Rosner, arXiv:0905.1495 [hep-ph].
- [13] S. Khalil, A. Masiero, and H. Murayama, [arXiv:0908.3216 :[hep-ph]].
- [14] H. Y. Cheng, C. K. Chua, [arXiv:0908.3506 :[hep-ph]]; [arXiv:0910.5229 :[hep-ph]].
- [15] C. W. Chiang, M. Gronau, J. L. Rosner and D. A. Suprun, Phys. Rev. D **70**, 034020 (2004) ; Y. L. Wu and Y. F. Zhou, Phys. Rev. D **72**, 034037 (2006) ; C. W. Chiang and Y. F. Zhou, JHEP **0612**, 027 (2006).
- [16] C. Isola, M. Ladisa, G. Nardulli, T. N. Pham, and P. Santorelli, Phys. Rev. D **64** 014029 (2001), *ibid.*, Phys. Rev. D **65** 094005 (2002).
- [17] M. Ciuchini, E. Franco, G. Martinelli, L. Reina, and L. Silvestrini, Phys. Lett. B **316** 127 (1993); M. Ciuchini, E. Franco, G. Martinelli, and L. Reina, Nucl. Phys. B **415** 403 (1994).
- [18] C. Isola, M. Ladisa, G. Nardulli, and P. Santorelli, Phys. Rev. D **68** 114001 (2003),
- [19] M. Ladisa, V. Laporta, G. Nardulli, and P. Santorelli, Phys. Rev. D **70** 114025 (2004).
- [20] P. Colangelo, F. De Fazio and T. N. Pham, Phys. Lett. B **597** 291 (2004).
- [21] P. Colangelo, F. De Fazio and T. N. Pham, Phys. Lett. B **542**, 71 (2002); Phys. Rev. D **69** 054023 (2004).
- [22] H. Y. Cheng, C. K. Chua and A. Soni, Phys. Rev. D **71**, 014030 (2005).
- [23] S. Fajfer, T. N. Pham and A. Prapotnik Brdnik, Phys. Rev. D **72** (2005) 114001
- [24] E. Kou and T. N. Pham, Phys. Rev. D **74**, 014010 (2006) ; T. N. Pham, Talk given at Workshop on Theory, Phenomenology and Experiments in Heavy Flavor

- Physics, Capri, Italy, 29-31 May 2006, Nucl. Phys. B (Proc.Suppl.) 163, 35 (2007).
- [25] T. N. Pham, [arXiv:0908.2320 :[hep-ph]].
- [26] A. Ali, G. Kramer, and C. Lü, Phys. Rev. D **58**, 094009 (1998).
- [27] M. Beneke, G. Buchalla, M. Neubert and C. T. Sachrajda, Nucl. Phys. B **606** , 245 (2001).
- [28] M. Beneke and M. Neubert, Nucl. Phys. B **675**, 333 (2003).
- [29] D. S. Du, H. Gong, J. F. Sun, D. S. Yang and G. H. Zhu, Phys. Rev. D **65** 074001 (2002).
- [30] L. Wolfenstein and F. Wu, Phys. Rev. D **72**, 077501 (2005).
- [31] M. Beneke and S. Jager, Nucl. Phys. B **751** , 160 (2006); V. Pilipp, *ibid* **794** , 154 (2008); G. Bell, *ibid* **822** , 172 (2009).