

# Characteristic crossing point ( $T_* \approx 2.7$ K) in specific-heat curves of samples $\text{RuSr}_2\text{Gd}_{1.5}\text{Ce}_{0.5}\text{Cu}_2\text{O}_{10-\delta}$ taken for different values of magnetic field

B. I. Belevtsev<sup>1†</sup>, V. B. Krasovitsky<sup>1</sup>, D. G. Naugle<sup>2</sup>,  
K. D. D. Rathnayaka<sup>2</sup>, G. Agnolet<sup>2</sup>, I. Felner<sup>3</sup>

<sup>1</sup> B. Verkin Institute for Low Temperature Physics & Engineering, National Academy of Sciences, Kharkov, 61103, Ukraine

<sup>2</sup> Department of Physics, Texas A&M University, College Station, TX 77843, USA

<sup>3</sup> Racah Institute of Physics, The Hebrew University, Jerusalem, 91904, Israel

**Abstract.** Magnetic properties of polycrystalline samples of  $\text{RuSr}_2(\text{Gd}_{1.5}\text{Ce}_{0.5})\text{Cu}_2\text{O}_{10-\delta}$ , as-prepared (by solid-state reaction) and annealed (12 hours at 845°C) in pure oxygen at different pressure (30, 62 and 78 atm) are presented. Specific heat and magnetization were investigated in the temperature range 1.8–300 K with a magnetic field up to 8 T. Specific heat,  $C(T)$ , shows a jump at the superconducting transition (with onset at  $T \approx 37.5$  K). Below 20 K, a Schottky-type anomaly becomes apparent in  $C(T)$ . This low-temperature anomaly can be attributed to splitting of the ground term  $^8S_{7/2}$  of paramagnetic  $\text{Gd}^{3+}$  ions by internal and external magnetic fields. It is found that curves  $C(T)$  taken for different values of magnetic field have the same crossing point (at  $T_* \approx 2.7$  K) for all samples studied. At the same time,  $C(H)$  curves taken for different temperatures have a crossing point at a characteristic field  $H_* \approx 3.7$  T. These effects can be considered as manifestation of the crossing-point phenomenon which is supposed to be inherent for strongly correlated electron systems.

PACS numbers: 71.27.+a, 74.25.Bt, 74.25.Ha, 75.40.Cx

Submitted to: *J. Phys.: Condens. Matter*

† To whom correspondence should be addressed (belevtsev@ilt.kharkov.ua)

## 1. Introduction

So called, crossing-point phenomenon is one of the interesting and still puzzling effects in strongly correlated electron systems (see Refs. [1, 2, 3, 4] and references therein). A typical example of this effect is temperature behavior of specific-heat curves  $C(T, X)$  taken at different values of a thermodynamic variable  $X$  (such as magnetic field  $H$  or pressure  $P$ ): the curves cross at one temperature  $T_*$ . This type of effect was found also not only for thermodynamic but for dynamic quantities as well (for example, for frequency dependent optical conductivity). More generally this rather long ago known effect is termed *isosbestic point* [4].

Known experiments revealed *isosbestic points* in different systems of strongly correlated fermions like liquid  $\text{He}^3$ , heavy-fermion compounds and others [1, 2, 3, 4]. In particular, crossing point in  $C(T, H)$  curves was found in heavy-fermion compound  $\text{CeCu}_{5.5}\text{Au}_{0.5}$  [5], semimetal  $\text{Eu}_{0.5}\text{Sr}_{0.5}\text{As}_3$  [6], superconducting cuprate  $\text{GdBa}_2\text{Cu}_4\text{O}_8$  [7] and manganite  $\text{NdMnO}_3$  [8]. Nevertheless, general reasons and conditions for realization of *isosbestic points* are still not so clear. The known theoretical considerations [1, 2, 3, 4] are based on rather different approaches. Available relevant experimental data can be considered as meagre, therefore further experimental findings of this phenomenon in different systems should be helpful for understanding of its nature.

In this study, the crossing-point effect is revealed in  $C(T, H)$  curves of polycrystalline perovskite-like  $\text{RuSr}_2(\text{Gd}_{1.5}\text{Ce}_{0.5})\text{Cu}_2\text{O}_{10-\delta}$  (Ru1222-Gd). This compound is from the known family of ruthenocuprates  $\text{RuSr}_2\text{R}_{2-x}\text{Ce}_x\text{Cu}_2\text{O}_{10-\delta}$  (where  $\text{R}=\text{Gd}, \text{Eu}$ ) [9, 10, 11, 12]. This family within range  $0.4 \leq x \leq 0.8$  shows superconductivity with  $T_c$  up to  $\approx 50$  K for  $x = 0.5 - 0.6$ . Below  $T_{WF} = 80-100$  K, indications of weak-ferromagnetic order are found. It is believed on these grounds that these compounds are magnetic superconductors. Superconductivity is associated with  $\text{CuO}_2$  planes, while magnetic order is thought to be connected with the  $\text{RuO}_2$  planes (see more in reviews [9, 10, 11, 12]).

In the following we shall present and discuss the crossing-point phenomenon in Ru1222-Gd found in this study together with indispensable consideration of some specific features of magnetic state of this compound. To reveal and compare paramagnetic effects of different rare-earth components, the properties of the samples  $\text{RuSr}_2(\text{Eu}_{1.5}\text{Ce}_{0.5})\text{Cu}_2\text{O}_{10-\delta}$  (Ru1222-Eu) are considered briefly as well.

## 2. Results and discussion

### 2.1. Magnetic characterization of the samples

The samples of Ru1222-Gd and Ru1222-Eu were prepared by a solid-state reaction method [9]. Some of them were set aside (as-prepared samples), while others were annealed in pure oxygen at different pressures. The samples of Ru1222-Gd were annealed for 12 hours in 30, 62, 78 atm of pure oxygen at  $845^\circ\text{C}$ ; whereas, those of Ru1222-Eu were annealed for 24 hours at  $800^\circ\text{C}$  in pure oxygen at pressure of 50 and 100

atm. The samples have been polycrystalline with a grain size of a few  $\mu\text{m}$ . They were characterized by resistivity, thermoelectric power, magnetization and specific-heat measurements, which were in part reported in Refs. [13, 14]. It was found there that superconductivity is affected by granularity and intergrain Josephson coupling.

In this subsection we present some general magnetic properties of the samples studied with an emphasis on paramagnetic effects of rare-earth ions. The measurements were made with Quantum Design devices (PPMS and SQUID magnetometer). Temperature behavior of magnetization,  $M(T)$ , for the cases of essentially low and appreciably high magnetic field (Figs. 1 and 2) reveals important features of complicated magnetic state of these compounds. It is clearly seen that for both, Ru1222-Gd and Ru1222-Eu, a magnetic transition takes place when temperature is lowered below  $T_{WF} \approx 90$  K (Fig. 1). This is believed to be the transition to a weak-ferromagnetic state determined by Ru ions [9, 10, 11]. Large difference between the FC and ZFC curves is likely determined either by high magnetic anisotropy or spin-glass effects. Magnetic order induced in ruthenocuprates by  $\text{RuO}_2$  planes is, however, still unclear [9, 10, 11, 12, 15, 16, 17, 18] and will not be discussed in detail here. We shall dwell briefly only on a contribution of paramagnetic magnetic moments of rare-earth components to magnetization of ruthenocuprates.

It is known long ago [19, 20] that paramagnetic properties of trivalent rare-earth ions in chemical compounds are almost identical to those of quasi-free non-interacting ions. In both cases paramagnetism is determined by low-lying states of  $4f$  electrons. Effective moment of a rare-earth ion is determined by quantum numbers  $L, S, J$  and according to Hund's rule is  $\mu_{eff} = g[J(J+1)]^{1/2}$ , where  $g$  is Landé factor. For  $\text{Gd}^{3+}$  ion (ground state  $^8S_{7/2}$  with  $L = 0, S = J = 7/2$ )  $\mu_{eff}$  is therefore expected to be  $7.94 \mu_B$ , in agreement with experiment [19]. For  $\text{Eu}^{3+}$  ion (ground state  $^7F_0$  with  $L = 3, S = 3, J = 0$ ) a significant deviation from Hund's rule (which predicts the effective moment to be zero) is found in experiment [19]. In particular at room temperature  $\mu_{eff} > 3 \mu_B$  is observed. The reason is that for  $\text{Eu}^{3+}$  ions at high enough temperature the separation of their ground  $4f$  state (with  $J = 0$ ) from higher level is comparable with  $kT$ , so that an additional contribution to susceptibility appears [19]. For fairly low temperature, however, the effective paramagnetic moment for  $\text{Eu}^{3+}$  ions is expected to be zero [19].

It can be expected from the aforesaid that  $\text{Gd}^{3+}$  ions should give a considerable contribution to the total magnetization of ruthenocuprates, especially at low temperature; whereas, a significant contribution of paramagnetic moments of  $\text{Eu}^{3+}$  is unlikely. Temperature dependences of magnetization (Figs. 1 and 2) correspond to the expected behavior. On the whole, specific magnetization is much higher in the Gd sample as compared with that of the Eu sample. In particular,  $M \approx 10.5 \mu_B/\text{f.u.}$  at  $T = 2$  K and  $H = 7$  T for Ru1222-Gd (Fig. 2). At the same time, the magnetization of the Ru1222-Eu sample is about  $0.9 \mu_B/\text{f.u.}$  at the same conditions (Fig. 2).

For both, low and high magnetic fields,  $M(T)$  increases as  $T \rightarrow 0$  for the Ru1222-Gd sample, displaying paramagnetic behavior of Gd ions. In contrast to this,  $M(T)$  saturates at low temperature for the Ru1222-Eu sample. It is evident for the latter

case that the contribution of Eu ions to the total magnetization is negligible in the low temperature range where the magnitude of  $M$  is determined solely by the magnetic contribution of the Ru subsystem.

Superconductivity also shows itself to be somewhat different in the  $M(T)$  curves for the Gd and Eu samples. In both samples the diamagnetic response below the superconducting transition can be seen in the ZFC curves (Fig. 1), but an appropriate feature in the FC curve is evident only for Ru1222-Gd sample. With decreasing temperature when  $T$  approaching zero, the diamagnetic response of the Ru1222-Eu saturates; whereas, that of Ru1222-Gd decreases (Fig. 1).

Specific-heat measurements have been performed for all of the Ru1222-Gd samples (as prepared and annealed at different oxygen pressure). All of these samples have two pronounced features (Fig. 3) in the low-temperature part of  $C(T)$  curves: (1) the jump at the superconducting transition, and (2) the upturn below 20 K (Schottky-type anomaly). It was found [13, 14] that, although resistive superconducting transition depends strongly on intergrain connection determined by oxygen annealing, the position of the jump in  $C(T)$  at the superconducting transition is the same for all samples studied and reflects in this way the bulk properties of the compound.

The Eu samples displayed smooth  $C(T)$  dependences, which were identical for all Eu samples studied. The curves were of the Debye type without any low temperature magnetic anomaly or jump at the superconducting transition. The former is ascribed to the non-magnetic nature of Eu ions at low temperature; whereas, the latter is evidently determined by stronger intergrain disorder in the Eu samples as compared with the Gd samples [21]. The resistive superconducting transitions in the Eu samples are much broader and normal-state resistivity is approximately ten times higher than those in the Gd samples [21]. It is known [22] that a sufficiently strong decoupling between grains causes smearing and disappearance of the superconducting feature (jump) in  $C(T)$  curves. It should be noted that no feature in the temperature dependence of the heat capacity,  $C(T)$ , associated with magnetic transition at  $T \approx 90$  K in the Ru magnetic subsystem is found in this study. This can be attributed to the absence of long-range magnetic order in this subsystem at the transition point due to magnetic inhomogeneities. It is possible as well that this feature is just too weak to be seen on the background lattice contribution to specific heat at this rather high temperature.

The absence of magnetic and superconducting anomalies in  $C(T)$  curves for Ru1222-Eu makes it possible to obtain a part of  $C(T)$  without lattice contribution [13] by subtraction of the  $C(T)$  curves for Eu from that of the Gd samples, as shown in the inset of Fig. 3. This shows more clearly the  $\lambda$ -like feature at the superconducting transition and the Schottky-type anomaly below 20 K in Gd sample. The low-temperature Schottky-type anomaly can be attributed to splitting of the ground term  $^8S_{7/2}$  of paramagnetic  $Gd^{3+}$  ions by internal and external magnetic fields, as discussed in more detail in Ref. [13].

## 2.2. Crossing-point effect

It is found in this study that curves  $C(T)$  for Ru1222-Gd samples taken at different values of applied magnetic field cross at the same temperature (the crossing temperature)  $T_* \approx 2.7$  K and specific heat value  $C_* = 7.7$  mJ/gK (Fig. 4). This takes place for each of the Ru1222-Gd samples (as prepared and annealed at different oxygen pressure). Contrastingly, the  $C(T)$  curves of Ru1222-Eu with nonmagnetic Eu ions were found to not depend on the magnetic field (up to 8 T), as can be expected from discussion above.

Above the crossing point some clear kink in the  $C(T)$  curves occurs in the temperature range of the Schottky-type anomaly (Fig. 4). This kink is positioned at  $T_k \approx 5.4$  K for  $H = 0$ , but with increasing field it shifts to lower temperature and seems to be smeared for a sufficiently large field (Fig. 4). In the low-field  $M(T)$  curves (upper panel of Fig. 1), nothing uncommon can be seen in this temperature range, but in the derivative  $dM/dT$  (Fig. 5), in addition to the very strong features at the superconducting and magnetic transitions at  $T_c$  and  $T_{WF}$ , a weak but quite clear peculiarity is seen at  $T \simeq 5$  K, that perhaps pertains to  $T_k$ .

The appearance and behavior of  $T_k$  with increasing field is suggestive of a transition to an antiferromagnetic state for the  $Gd^{3+}$  ion subsystem at low temperature. This type of transition is ubiquitous in high- $T_c$  cuprates with rare-earth components [23]. For example, it is found in Gd cuprates that antiferromagnetic ordering of  $Gd^{3+}$  ions takes place at  $T_N$  of 2.3–2.4 K for double  $CuO_2$  layer compounds; whereas, for single-layer ones a higher  $T_N$  (up to 6.6 K) is revealed [7, 24]. In the related ruthenocuprate  $RuSr_2GdCu_2O_8$  (the Ru1212-type phase)  $T_N = 2.5$  K is found [25].

Perhaps the decrease in the superconducting diamagnetic response with decreasing temperature in Ru1222-Gd (Fig. 1) might be connected with some kind of magnetic ordering in the  $Gd^{3+}$  magnetic subsystem. Unfortunately, the nature of magnetic order induced in the Ru1222 ruthenocuprates by  $RuO_2$  planes is still not clear [9, 10, 11, 12, 15, 16, 17, 18]. This also hampers the determination of the exact nature of the low-temperature magnetic ordering in the Gd ion subsystem. Another difficulty is that, up to date only samples of Ru1222 prepared by solid-state reaction method, have been studied. These samples usually contain different impurity phases [15, 16, 17, 26, 27]; thus it cannot be ruled out that the distinct but rather weak feature in  $C(T)$  at  $T = T_k$  may actually be associated with some magnetic impurity phase. For example, in the ruthenocuprate  $RuSr_2(Gd_{1.3}Ce_{0.7})Cu_2O_{10-\delta}$  (which is close in composition to that studied in this work) an impurity phase (5%) of  $Sr_2GdRuO_6$  was found [15] which showed antiferromagnetic ordering of  $Gd^{3+}$  ions near 3 K.

Now let us return again to the crossing point subject. We have found that in addition to the crossing point at  $T_* \approx 2.7$  K in  $C(T)$  curves (taken at different  $H$ ) crossing takes place also in  $C(H)$  curves taken at different temperatures. In this case the curves cross at  $H_* \approx 3.7$  T (Fig. 6). In both cases crossing takes place at the same value  $C_* = 7.7$  mJ/gK. Figure 6(b) clearly suggests that  $C$  does not depend on  $H$  at  $T = T_* \approx 2.7$  K (dashed line). On the other hand it is temperature independent at

$H = H_* \approx 3.7$  T (dashed line in Fig. 6(a)). In either case a constant value of  $C$  is  $C_* = 7.7$  mJ/gK is observed.

The crossing point effect is considered [1, 2, 3, 4] as some type of universality for strongly correlated electron systems, but no unified mechanism for this phenomenon is proposed. Only some general reasons and prerequisites for its occurrence have been formulated. It is believed, for example [1, 2, 3, 4], that the crossing (*isosbestic*) point occurs in systems which are close to some quantum or second-order phase transition, or in systems with some magnetic instability, so that properties of such a system are rather sensitive to thermodynamic variables (like temperature, pressure, magnetic field).

It is asserted [4], among other suggestions, that the crossing point should become apparent in a system which is a superposition of two (or more) components, like that in the known Gorter-Casimir two-fluid model of superconductivity. The total density of these components, depending, for example, on  $T$  and  $H$ , is constant,

$$n = n_1(T, H) + n_2(T, H) = \text{const.} \quad (1)$$

Following the general concept of such a “two-fluid” model [4], some function  $f(T, H)$ , describing the properties of this system, can be written as

$$f(T, H) = n_1(T, H)f_1(H) + n_2(T, H)f_2(H). \quad (2)$$

In this case the crossing point of curves for different temperatures  $T$  should occur at a single point  $H_*$  if  $f_1(H_*) = f_2(H_*)$ . This “two-fluid” approach is perhaps relevant for the crossing point in  $C(T, H)$  curves below the superconducting transition temperature found in the cuprate  $\text{Ti}_2\text{Ba}_2\text{CuO}_{6+\delta}$ [28], where the crossing takes place at  $T \approx 0.5 T_c$ .

In considering of a crossing effect in  $C(T, H)$  curves what the motive force for strong magnetic field dependence of specific heat is should be first of all taken into account. In the case of Gd ruthenocuprates considered in this study, the motive force is connected not with superconductivity, but with splitting of the ground term  $^8S_{7/2}$  of paramagnetic  $\text{Gd}^{3+}$  ions by internal and external magnetic fields [13]. According to Kramers’ theorem [20], the degenerate ground term can be split into four doublets in tetragonal symmetry. In particular, internal molecular fields can arise in the ruthenocuprate from both the Gd and Ru sublattices and can coexist with superconductivity. Even though a direct Gd-Gd exchange interaction is unlikely, these ions can be magnetically polarized by the  $4d-4f$  interaction. Generally, the Schottky term in the specific heat for compounds with  $\text{Gd}^{3+}$  ions should be attributed to splitting of all four doublets, although actually only some of them make the dominant contribution to the effect.

In the simplest case a Schottky term in the specific heat is determined by properties of a two-level system [29]. Paramagnetic ions in a solid have magnetic dipole moments ( $\mu$ ). To a first approximation, these do not interact with each other but can respond to an applied external magnetic field. In a magnetic field each dipole can exist in one of two states aligned with the field (spin up) or antialigned (spin down). Spin up ( $\uparrow$ ) and spin down ( $\downarrow$ ) dipoles have an energy  $-\mu H$  and  $+\mu H$ , respectively. The population of these discrete energy levels depends on temperature and applied field. This gives a

contribution to the specific heat in a solid known as Schottky anomaly [29], which is usually seen only at low temperature, where other contributions are sufficiently small.

It should be mentioned that the total number,  $N$ , of magnetic dipoles in the two-level system can be presented as a sum of two temperature and magnetic-field dependent components  $N = n_{\uparrow}(T, H) + n_{\downarrow}(T, H) = \text{const}$ , where  $n_{\uparrow}(T, H)$  and  $n_{\downarrow}(T, H)$  are numbers of the spin-up and spin-down dipoles. This relation is similar to Eq. (1), so that the “two-fluid” approach [4] is apparently applicable to a degree to the two-level system as well.

The Schottky-type anomaly in the  $C(T, H)$  curves is by itself only a background for the crossing effect found in this study, like that previously seen in NdMnO<sub>3</sub> [8]. For a deeper insight into this phenomenon the thermodynamic approach [1] can be helpful. It can be suggested rather safely that within the low temperature range, where the crossing phenomenon takes place, the magnetic contribution to specific heat is dominant. The expression for the specific heat at constant  $H$  is [20]  $C_H = T(\partial S/\partial T)_H$ . Any crossing of specific heat curves  $C_H(T, H)$  means that [1]

$$\left. \frac{\partial C_H(T, H)}{\partial H} \right|_{T_*(H)} = T_*(H) \left. \frac{\partial^2 M(T, H)}{\partial T^2} \right|_{T_*(H)} = 0, \quad (3)$$

where the magnetization  $M$  is the conjugate thermodynamic variable for the field  $H$ . Only if  $T_*$  is independent of  $H$ , will all  $C_H(T, H)$  curves intersect in one point demonstrating a true crossing effect like that shown in Fig. 6.

It follows from Eq. (3) that the crossing occurs at the temperature  $T_*$  where  $\partial^2 M(T, H)/\partial T^2 = 0$ , that is  $M(T, H)$  must have some type of turning point. Figure 7 shows that  $dM/dT$  at  $H = 7$  T tends to some constant value with decreasing temperature, while  $d^2M/dT^2$  tends to zero in this temperature range. We have found that  $d^2M/dT^2$  becomes approximately zero for  $T$  below 3 K. More precise determination of the point where  $d^2M/dT^2 = 0$  is difficult due to the statistical uncertainty of the second derivative. In any case, however, results of this study support substantially the theoretical prediction of Ref. [1].

It is seen in Fig. 6 that at  $H = H_*$  specific heat is temperature independent, that is equal to the constant value  $C_* = 7.7$  mJ/gK,

$$C_{H_*}(T) = T(\partial S/\partial T)_{H_*} = C_*. \quad (4)$$

From this it follows that  $S_{H_*} = C_* \ln T + A$ , where  $A$  is a constant. It is also evident that at  $H \neq H_*$  except for the logarithmic term, some polynomial function of  $T$  should be added for the approximation of  $S_H(T)$ .

In summary, rather thorough models of *isosbestic points* have been developed for conjugate variables  $P$  and  $-V$ . Some models were developed for strongly correlated electrons in the frame of the Hubbard model [1, 2, 3, 4]. We hope that results of this study will promote development of an adequate model for crossing point in  $C(T, H)$  curves for magnetic systems undergoing a transition from classical to quantum behavior in  $C(T, H)$  with decreasing temperature.

Work at Texas A&M University was supported by Grant A-0514 from the Robert A Welch Foundation.

## References

- [1] Vollhardt D 1997 *Phys. Rev. Lett.* **78** 1307
- [2] Mishra S G and Sreeram P A 2000 *Eur. Phys. J. B* **14** 287
- [3] Macedo C A and de Souza A M C 2002 *Phys. Rev. B* **65** 153109
- [4] Eckstein Martin, Kollar Marcus and Vollhardt Dieter 2007 *J. Low Temp. Phys.* **147** 279
- [5] Schlager H G, Schröder A, Welsch M and Löhneysen H von 1993 *J. Low Temp. Phys.* **90** 181
- [6] Fischer J, Schröder A, Löhneysen H von, Bauhofer W and Steigenberger U 1989 *Phys. Rev. B* **39** 11775
- [7] Ho J C, Chen Y Y, Yao Y D, Huang W S, Sheen S R, Huang J C and Wu M K 1997 *Physica C* **282-287** 1403
- [8] Cheng J G, Sui Y, Qian Z N, Liu Z G, Miao J P, Huang X Q, Lu Z, Li Y, Li Y, Wang X J and Su W H 2005 *Solid State Commun.* **134** 381
- [9] Felner I 2003 *Studies of High Temperature Superconductors* vol 46 ed A V Narlikar (New York: Nova Science) pp 41-75
- [10] Lorenz B, Xue Y Y and Chu C W 2003 *Studies of High Temperature Superconductors* vol 46 ed A V Narlikar (New York: Nova Science) pp 1-39
- [11] Awana V. P. S. 2005 *Frontiers in magnetic Materials* ed A V Narlikar (Berlin: Springer) pp 531-571 (also in *Preprint cond-mat/0407799*)
- [12] Klamut P W 2008 *Supercond. Sci. Technol.* **21** 093001
- [13] Naugle D G, Rathnayaka K D D, Krasovitsky V B, Belevtsev B I, Anatska M P, Agnolet G and Felner I 2006 *J. Appl. Phys.* **99** 08M501
- [14] Belevtsev B I, Beliaev E Yu, Naugle D G, Rathnayaka K D D, Anatska M P and Felner I 2007 *J. Phys.: Condens. Matter* **19** 036222
- [15] Knee C S, Rainford B D and Weller M T 2000 *J. Mater. Chem.* **10** 2445
- [16] Lynn J W, Chen Y, Huang Q, Goh S K and Williams G V M 2007 *Phys. Rev. B* **76** 014519
- [17] Hata Y, Uragami Y, Yasuoka H 2008 *Physica C* **468** 2392
- [18] McLaughlin A C, Felner I and Awana V P S 2008 *Phys. Rev. B* **78** 094501
- [19] Van Vleck J H 1932 *The Theory of Electric and Magnetic Susceptibilities* (London: Oxford University Press)
- [20] Morrish Allan H 1965 *The Physical Principles of Magnetism* (New York: John Wiley & Sons)
- [21] Anatska M P 2006 *The transport coefficients in  $(R_{1.5}Ce_{0.5})RuSr_2Cu_2O_{10-\delta}$  ( $R=Gd, Eu$ ) rutheno-cuprates* M. S. Thesis (College Station, Texas: Texas A&M University) <http://txspace.tamu.edu/handle/1969.1/5019?show=full>
- [22] Filler R L, Lindenfeld P, Worthington T and Deutscher G 1980 *Phys. Rev. B* **21** 5031
- [23] Lynn J W and Skanthakumar S 2001 *Handbook on the Physics and Chemistry of Rare Earths* ed K A Gschneider Jr, L Eyring and M B Maple (Amsterdam: North Holland) Vol 31, Chap 199, pp 315-350
- [24] Lai C C, Shieh J H, Chiou B S, Ho J C and Ku H C 1994 *Phys. Rev. B* **49** 1499
- [25] Lynn J W, Keimer B, Ulrich C, Bernhard C and Tallon J L 2000 *Phys. Rev. B* **61** R14964
- [26] Petrykin V V, Osada M, Kakihana M, Tanaka Y, Yasuoka H, Ueki Y, Abe M, 2003 *Chem. Mater.* **15** 4417
- [27] Asthana Anjana and Matsui Yoshio 2008 *Physica C* **468** 458
- [28] Radcliffe J W, Loram J W, Wade J M, Wltschek G and Tallon J L 1996 *J. Low Temp. Phys.* **105** 903
- [29] Kubo Ryogo 1965 *Statistical Mechanics* (Amsterdam: North-Holland Publishing Company)



## Figures

Fig. 1. Temperature behavior of specific magnetization (field cooled (FC) and zero-field cooled (ZFC) curves) at field  $H = 0.5$  mT for samples Ru1222-Gd ( $\text{RuSr}_2(\text{Gd}_{1.5}\text{Ce}_{0.5})\text{Cu}_2\text{O}_{10-\delta}$ , annealed 12 hours at  $845^\circ\text{C}$  in pure oxygen at pressure 78 atm) and Ru1222-Eu ( $\text{RuSr}_2(\text{Eu}_{1.5}\text{Ce}_{0.5})\text{Cu}_2\text{O}_{10-\delta}$ , as-prepared state). Temperature of the intragrain superconducting transition  $T_c \approx 34$  K is indicated by an arrow on  $M(T)$  curve for Ru1222-Gd. The temperature  $T_{WF}$ , for the presumed transition to a weak-ferromagnetic state in the Ru magnetic subsystem is marked by arrows for both samples. Other features of the  $M(T)$  curves are discussed in the main text.

Fig. 2. Temperature behavior of magnetization (in  $\mu_B$  per formula unit) at field  $H = 7$  T for samples Ru1222-Gd ( $\text{RuSr}_2(\text{Gd}_{1.5}\text{Ce}_{0.5})\text{Cu}_2\text{O}_{10-\delta}$ , annealed 12 hours at  $845^\circ\text{C}$  in pure oxygen at pressure 78 atm) and Ru1222-Eu ( $\text{RuSr}_2(\text{Eu}_{1.5}\text{Ce}_{0.5})\text{Cu}_2\text{O}_{10-\delta}$ , annealed 24 hours at  $800^\circ\text{C}$  in pure oxygen at pressure 100 atm).

Fig. 3. (Color online) Low-temperature behavior of total specific heat at zero magnetic field for samples Ru1222-Gd ( $\text{RuSr}_2(\text{Gd}_{1.5}\text{Ce}_{0.5})\text{Cu}_2\text{O}_{10-\delta}$ , annealed 12 hours at  $845^\circ\text{C}$  in pure oxygen at pressure 78 atm) and Ru1222-Eu ( $\text{RuSr}_2(\text{Eu}_{1.5}\text{Ce}_{0.5})\text{Cu}_2\text{O}_{10-\delta}$ , annealed 24 hours at  $800^\circ\text{C}$  in pure oxygen at pressure 100 atm). Difference between the  $C(T)$  curves of Ru1222-Gd and Ru1222-Eu (inset) shows more clearly the  $\lambda$ -like feature at the superconducting transition and a Schottky-type anomaly below 20 K.

Fig. 4. (Color online) Low-temperature dependences of total specific heat,  $C$ , taken at different values of applied magnetic fields for two samples of  $\text{RuSr}_2(\text{Gd}_{1.5}\text{Ce}_{0.5})\text{Cu}_2\text{O}_{10-\delta}$ : (a) annealed 12 hours at  $845^\circ\text{C}$  in pure oxygen at pressure 78 atm, and (b) as-prepared state. In both cases the  $C(T)$  curves cross at the same temperature  $T_* \approx 2.7$  K (at the same specific heat value  $C_* = 7.7$  mJ/gK), revealing the crossing point phenomenon. Arrows indicate temperature  $T_k$  of a kink in  $C(T)$  curves, which is about 5.4 K for  $H = 0$  and moves to lower temperature with increasing field.

Fig. 5. Derivative  $dM/dT$  (of the FC  $M(T)$  curve at  $H = 0.5$  mT, shown in Fig. 1) for the sample of  $\text{RuSr}_2(\text{Gd}_{1.5}\text{Ce}_{0.5})\text{Cu}_2\text{O}_{10-\delta}$ , annealed 12 hours at  $845^\circ\text{C}$  in pure oxygen at pressure 78 atm. The arrows indicate temperatures  $T_{WF}$ ,  $T_c$  and  $T_k$  of phase transitions discussed in the text.

Fig. 6. (Color online) Temperature and magnetic field dependences of specific heat,  $C$ , taken, respectively, at different values of applied magnetic field (a) or temperature (b). All data shown are for the sample of  $\text{RuSr}_2(\text{Gd}_{1.5}\text{Ce}_{0.5})\text{Cu}_2\text{O}_{10-\delta}$ , annealed 12 hours at  $845^\circ\text{C}$  in pure oxygen at a pressure 78 atm, except the data for  $H = 8$  T, which is taken for the as-prepared sample. The  $C(T)$  or  $C(H)$  curves cross at the temperature

$T_* \approx 2.7$  K (a) or magnetic field  $H_* = 3.7$  T (b) for the same value  $C_* = 7.7$  mJ/gK, demonstrating the crossing point phenomenon.

Fig. 7. (Color online) Derivatives  $dM/dT$  and  $d^2M/dT^2$  of the  $M(T)$  curve at  $H = 7$  T (shown in Fig. 2) for sample of  $\text{RuSr}_2(\text{Gd}_{1.5}\text{Ce}_{0.5})\text{Cu}_2\text{O}_{10-\delta}$ , annealed 12 hours at  $845^\circ\text{C}$  in pure oxygen at pressure 78 atm.

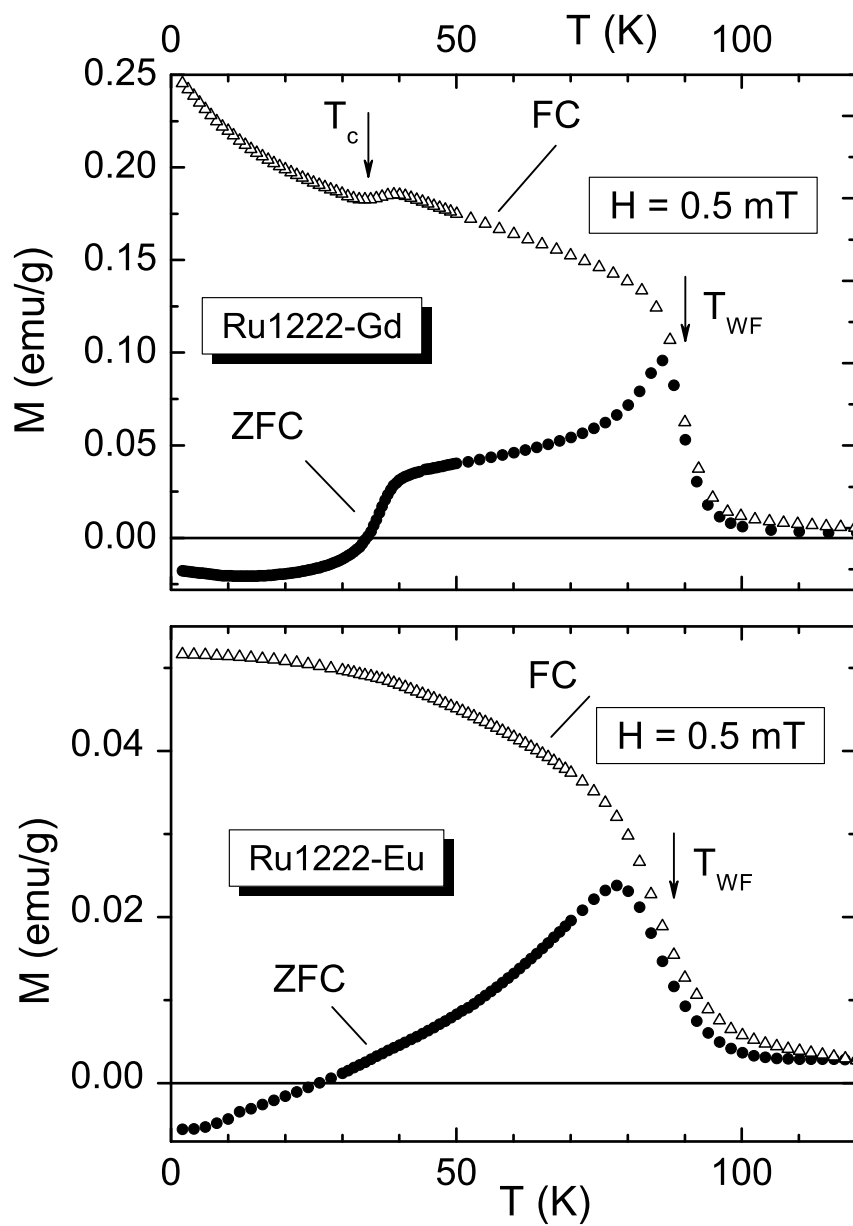


Figure 1 to paper Belevtsev et al.

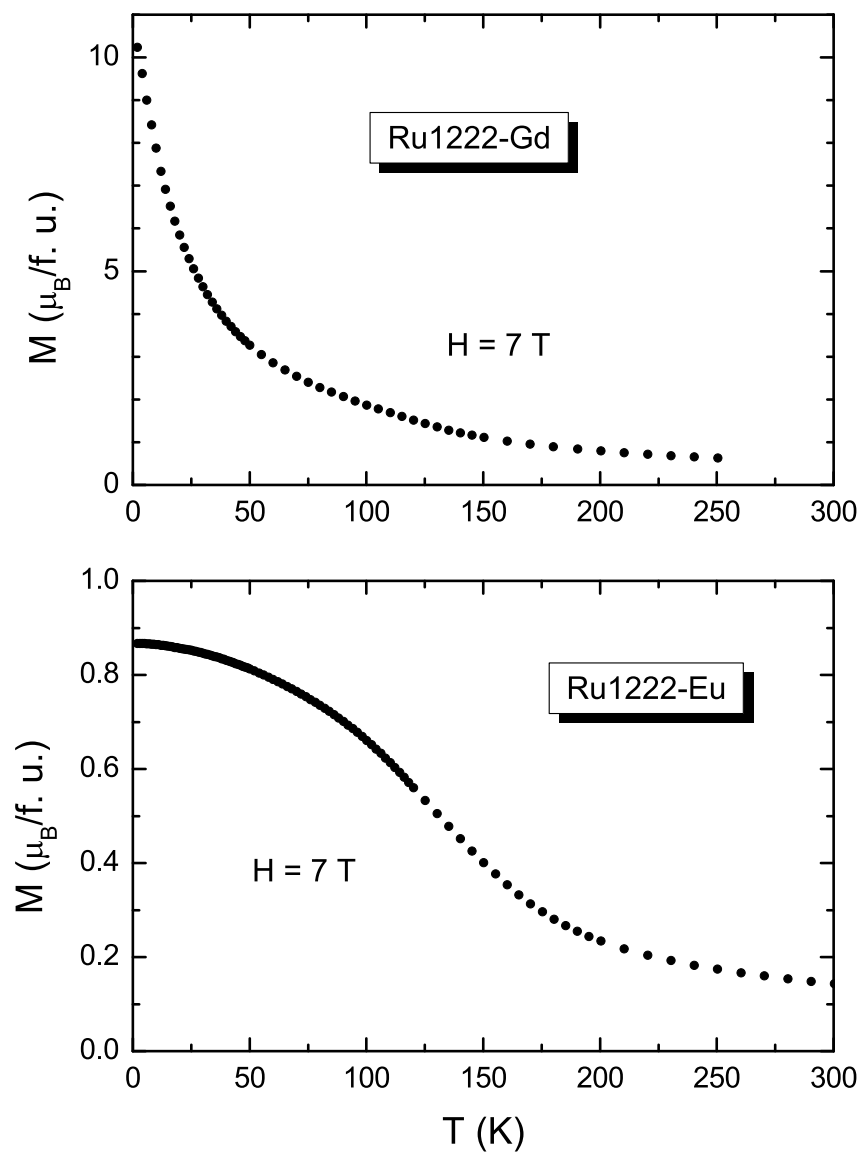


Figure 2 to paper Belevtsev et al.

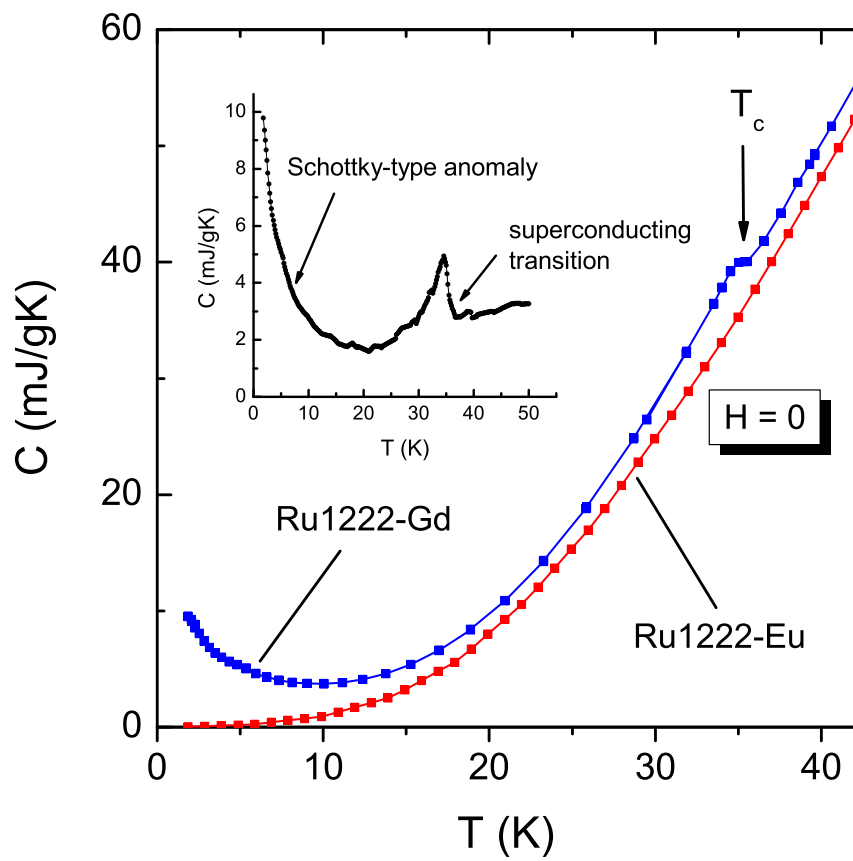


Figure 3 to paper Belevtsev et al.

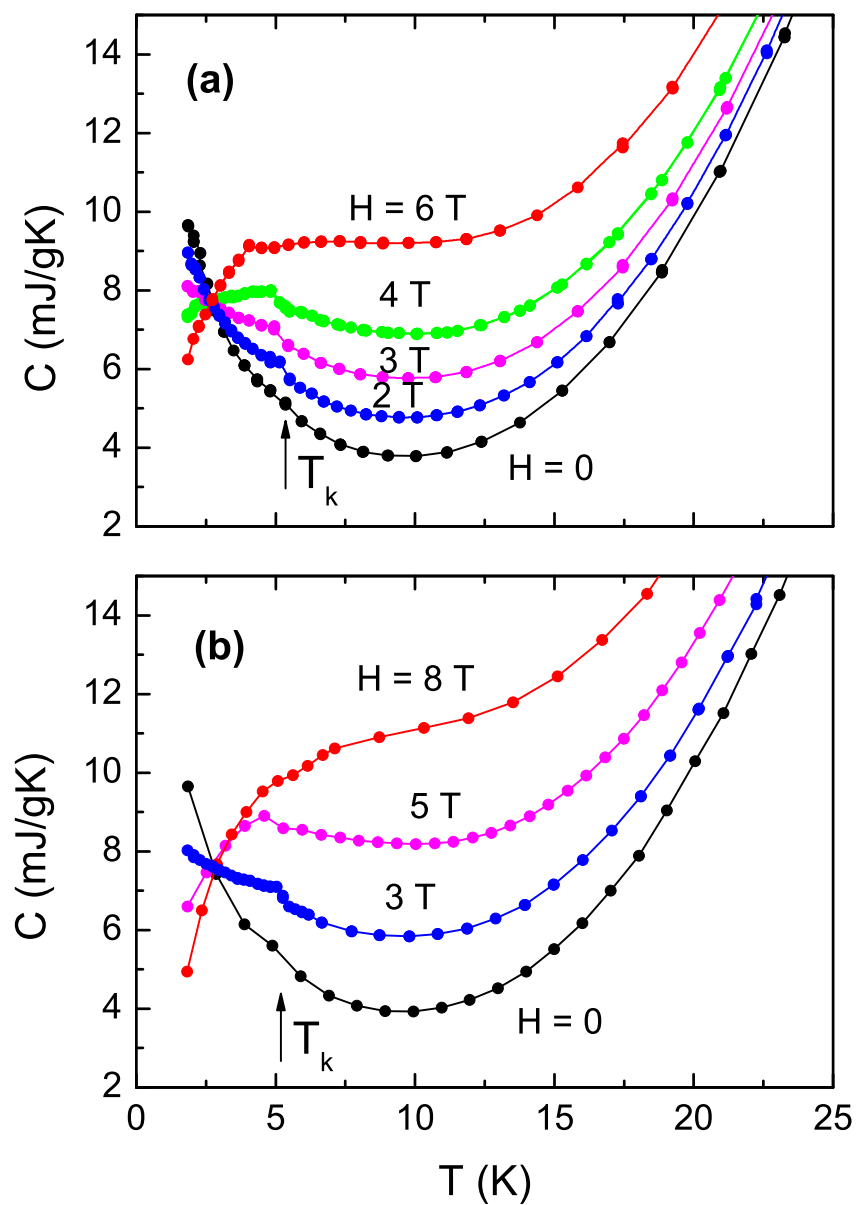


Figure 4 to paper Belevtsev et al.

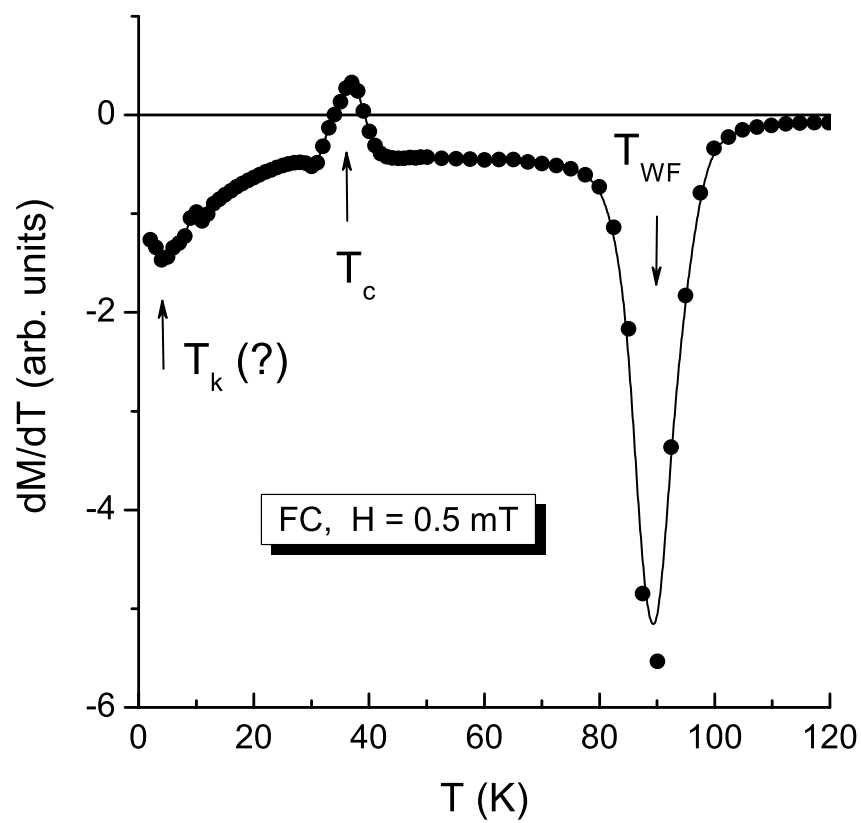


Figure 5 to paper Belevtsev et al.

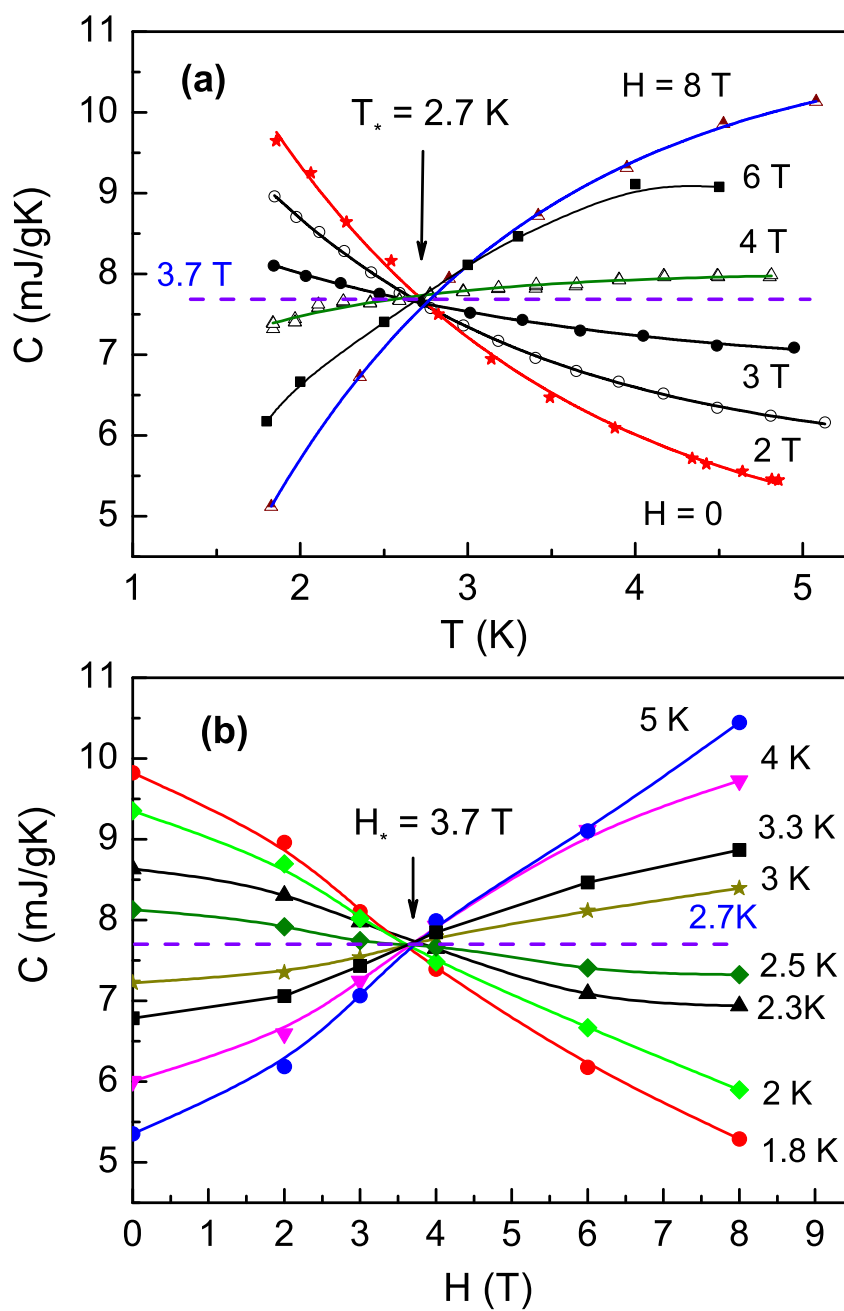


Figure 6 to paper Belevtsev et al.



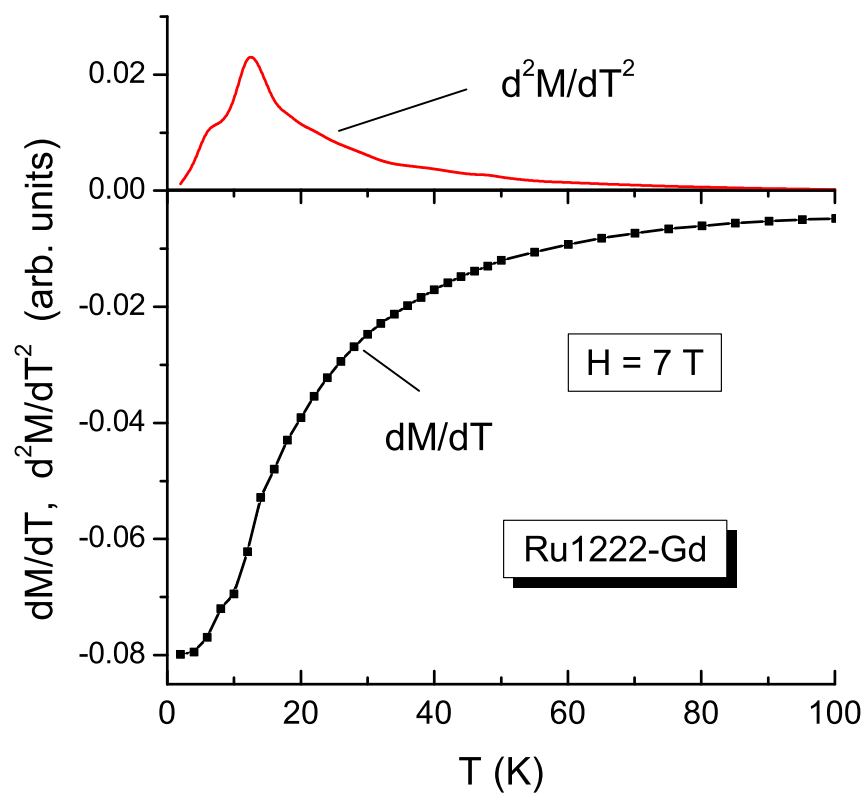


Figure 7 to paper Belevtsev et al.