

The masses and radii of HD186753B and TYC7096-222-1B: the discovery of two M-dwarfs that eclipse A-type stars

S. J. Bentley¹, B. Smalley¹, P. F. L. Maxted¹, C. Hellier¹, D. M. Wilson^{1,2}, D. R. Anderson¹, A. Collier Cameron³, M. Gillon^{5,6}, L. Hebb^{3,4}, D. L. Pollacco⁷, D. Queloz⁵, A. H. M. J. Triaud⁵, R. G. West⁸

¹ Astrophysics Group, Keele University, Keele, Staffordshire, ST5 5BG, U.K.

² Centre for Astrophysics & Planetary Science, School of Physical Sciences, University of Kent, Canterbury, Kent, CT2 7NH, UK

³ School of Physics and Astronomy, University of St. Andrews, North Haugh, Fife, KY16 9SS, U.K.

⁴ Vanderbilt University, Department of Physics and Astronomy, Nashville, TN 37235

⁵ Observatoire de Genève, Université de Genève, 51 Chemin des Maillettes, 1290 Sauverny, Switzerland

⁶ Institut d'Astrophysique et de Géophysique, Université de Liège, Allée du 6 Août, 17, Bat. B5C, Liège 1, Belgium

⁷ Astrophysics Research Centre, School of Mathematics & Physics, Queens University, University Road, Belfast, BT7 1NN, U.K.

⁸ Department of Physics and Astronomy, University of Leicester, Leicester, LE1 7RH, U.K.

ABSTRACT

We present observations of two new single-lined eclipsing binaries, both consisting of an Am star and an M-dwarf, discovered by the Wide Angle Search for Planets transit photometry survey. Using WASP photometry and spectroscopic measurements we find that HD186753B has an orbital period of $P = 1.9194$ days, a mass of $M = 0.24 \pm 0.02 M_{\odot}$ and radius of $R = 0.31^{+0.06}_{-0.06} R_{\odot}$; and that TYC7096-222-1B has an orbital period of $P = 8.9582$ days, a mass of between 0.29 and $0.54 M_{\odot}$ depending on eccentricity and radius of $R = 0.263^{+0.02}_{-0.07} R_{\odot}$. We find that the Am stars have relatively low rotational velocities that closely match the orbital velocities of the M-dwarfs, suggesting that they have been “spun-down” by the M-dwarfs.

Key words. Keywords should be given

Binaries: eclipsing - Stars: early-type - Stars: late-type - Stars: individual: HD186753 - Stars: individual: TYC7096-222-1

1. Introduction

The radius of a star is one of its most fundamental properties, yet for sub-solar masses models have not been able to provide accurate radius predictions. Citing the discrepancies between model and empirical radius measurements, Chabrier et al. (2007) found that large surface spot coverage decreases the photospheric temperature. The star compensates by increasing its radius to conserve radiative pressure. This was confirmed by an empirical activity-radius study by Lopez-Morales (2007). In addition, Berger et al. (2006) found a correlation between an increase in metallicity and a larger-than-expected radius.

Because of their low intrinsic brightness, low-mass stars (LMS) are particularly difficult to study. LMS in eclipsing binary systems (EBLM), however, provide a direct way to obtain radius measurements and are therefore a valuable tool for testing models of stellar structure in the low-mass region. A by-product of wide-angle transit photometry planet-searching projects is the discovery of EBLMs (e.g. Fernandez et al. 2009).

The metallic-line Am stars are a class of peculiar A-type stars that are slow rotating, thought to have had their rotational velocity reduced by a near stellar companion. Spectroscopic orbits of many Am stars have been reported (e.g. Carquillat & Prieur 2007, Renson & Manfroid 2009) and LMS are thought to be responsible for reducing the rotational velocity of Am stars (Carquillat & Prieur 2007). Here we report the discovery of two single lined A-M binaries, HD186753 and TYC7096-222-1, the

first EBLMs discovered from the Wide Angle Search for Planets (WASP) planet-hunting project. There are four likely eclipsing A-M systems that have previously been announced; three of these systems were announced in Dreizler et al. (2002) and one in Pont et al. (2005).

2. Observations

HD186753 ($V=8.82$) and TYC7096-222-1 ($V=10.34$) were identified to be eclipsing systems by analysis of time series photometry observed between May 2006 and May 2008 (HD186753) and May 2004 and March 2008 (TYC7096-222-1) by the WASP-South observatory, totalling 11,771 and 11,879 photometric measurements, respectively. The WASP-South passband has an effective wavelength of 581 nm with a passband width of 225 nm, which is effectively a combination of the Johnson-Cousins V and I-bands. Data were reduced with the WASP pipeline, de-trending and analysis tools described in Pollacco et al. (2006) and Collier Cameron et al. (2007). HD186753 showed a recurrent eclipse signature with a depth of 0.015 magnitudes and a period of 1.9194 days, whilst TYC7096-222-1 showed an eclipse depth of 0.024 magnitudes and a period of 8.9582 days, as shown in Fig. 1.

In October 2008 we obtained radial velocity measurements of HD186753 and TYC7096-222-1 using the grating spectrometer on the 1.9-m telescope at the South African Astronomical Observatory (SAAO) at Sutherland, South Africa. HD186753A has been identified by the SAO catalogue to be an A2m spectral type, whilst we used the InfraRed Flux Method (Blackwell & Shallis 1977) to estimate the spectral type of TYC7096-222-1A as an F0. Because of this we used the spectral range

HJD	RV	σ_{RV}
-2,450,000	(km s ⁻¹)	(km s ⁻¹)
HD186753		
4617.83677 ^H	5.20	0.28
4657.17198 ^C	-19.96	2.95
4762.28479	-40.05	3.33
4763.26196	0.15	1.41
4764.34678	-44.69	3.72
4765.29219	4.94	1.62
4766.34139	-44.74	3.72
4767.36517	3.92	1.57
TYC7096-222-1		
4710.87886 ^C	21.86	0.08
4721.88521 ^C	10.98	0.10
4763.56489	17.49	2.46
4764.51536	17.95	2.49
4765.52730	18.36	2.52
4766.49429	11.88	2.05

Table 1. Radial velocity measurements of HD186753 and TYC7096-222-1. Superscript “H” denotes spectrum obtained by HARPS, “C” denotes CORALIE.

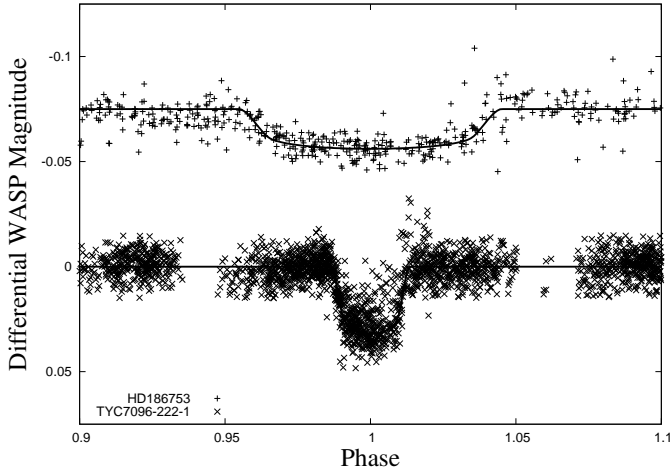


Fig. 1. The phase-folded WASP lightcurve of the eclipse of HD186753A (offset by 0.075 magnitudes) and TYC7096-222-1A overplotted with the best-fit models. The mean photometric uncertainty is 0.010 for HD186753 and 0.018 for TYC7096-222-1.

4666–4370 Å that contains the Mg II 4481 Å doublet, a spectral feature commonly used to obtain radial velocity measurements of early type stars. Two consecutive spectra were coadded and we used the MOLLY package to determine, by cross-correlation with a synthetic template, the radial velocity of the system. We obtained a single spectrum of HD186753 from the CORALIE spectrograph on the 1.2-m Leonhard Euler telescope and a single spectrum from the HARPS spectrograph on the 3.6-m telescope at La Silla, Chile, on the nights of 31st August 2008 and 7th October 2008, respectively. We also obtained two spectra of TYC7096-222-1 from CORALIE on the nights of 31st August and September 11th 2008. We used the radial velocity standard star HD8779 to calibrate the SAAO radial velocity data. The radial velocity data are shown in Fig. 2 and Table 1.

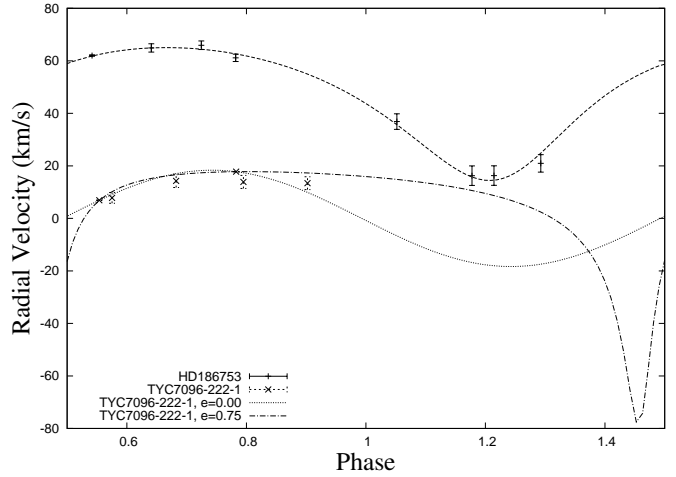


Fig. 2. The phase-folded radial velocity data of HD186753 (offset by 50 km s⁻¹) and TYC7096-222-1 overplotted with the best-fit models.

3. System Parameters

For both targets we used the highest signal-to-noise (SNR) spectra taken by CORALIE ($\sim 50 : 1$) to estimate the stellar parameters of the primary. The low SNR has led to relatively large errors on the final stellar parameters. Analysis of this spectrum was performed by the UCLSYN spectral synthesis package (Smith 1992; Smalley 2005) and ATLAS9 (Castelli et al. 1997) models without convective overshooting.

The H_α and H_β lines were used to determine the effective temperature, T_{eff} . The equivalent widths of several clean and unblended lines were measured. Atomic line data was mainly taken from the Kurucz & Bell (1995) compilation, but with updated van der Waals broadening coefficients for lines in Barklem et al. (2000) and $\log gf$ values from Gonzalez & Laws (2000), Gonzalez et al. (2001) or Santos et al. (2004). The ionization balance between Fe I and Fe II was used to determine surface gravity, $\log g$. A value for microturbulence, ξ_t , was determined from Fe I using Magain’s (1984) method. Elemental abundances were determined from their measured equivalents. The quoted error estimates include that given by the uncertainties in T_{eff} , $\log g$ and ξ_t , as well as the scatter due to measurement and atomic data uncertainties. The projected stellar rotation velocity ($v \sin i$) was determined by fitting the profiles of several unblended Fe I lines.

For HD186753A this fit yielded $T_{\text{eff}} = 7800 \pm 200$ K, $\log g = 4.0 \pm 0.3$, $v \sin i = 65.0 \pm 5.0$ km s⁻¹ and $\xi_t = 4.0 \pm 0.5$ km s⁻¹. HD186753A is listed as having a spectral type A2mA5-F0 in Houck & Smith-Moore (1988). Our analysis is consistent with this classification. Using the derived T_{eff} from the spectrum and the stellar density, ρ_1 , from the lightcurve analysis we used the isochrones of Girardi et al. (2000) to estimate a stellar mass of $M_1 = 1.79 \pm 0.05 M_\odot$ and WASP photometry to determine the radius as $R_1 = 2.53^{+0.27}_{-0.30} R_\odot$. For TYC7096-222-1A we find $T_{\text{eff}} = 7600 \pm 300$ K, $\log g = 4.0 \pm 0.3$, $v \sin i = 35.0 \pm 5.0$ km s⁻¹ and $\xi_t = 4.0 \pm 0.5$ km s⁻¹. Using the derived T_{eff} and ρ_1 values with the Girardi et al. (2000) isochrones we find a mass of $M_1 = 1.74 \pm 0.05 M_\odot$ and radius of $R_1 = 1.66^{+0.10}_{-0.08} R_\odot$. The mass and radius of each primary is consistent within 1σ of the empirical mass-radius measurements of A-type stars discussed in Torres et al. (2009). The results of the fit are shown in Table 2.

We used the *Systemic Console* (Meschiari et al. 2009) to fit our radial velocity data. The period was fixed to the period de-

Parameter	HD186753A	TYC7096-222-1A
Stellar Mass, $M_1(M_\odot)$	1.794 ± 0.046	1.735 ± 0.054
Stellar Radius, $R_1(R_\odot)$	$2.527^{+0.270}_{-0.303}$	$1.662^{+0.103}_{-0.081}$
Stellar Density, $\rho_1(\rho_\odot)$	$0.367^{+0.119}_{-0.078}$	$0.375^{+0.052}_{-0.051}$
$T_{\text{eff}}(\text{K})$	7800 ± 200	7600 ± 300
$\log g$	4.0 ± 0.3	4.0 ± 0.3
$v \sin i(\text{km s}^{-1})$	65.0 ± 5.0	35.0 ± 5.0
$\xi_t(\text{km s}^{-1})$	4.0 ± 0.5	4.0 ± 0.5
[Fe/H]	$+0.12 \pm 0.12$	$+0.08 \pm 0.13$
[Ca/H]	-0.41 ± 0.14	-0.63 ± 0.09
[Sc/H]	-0.65 ± 0.12	-1.47 ± 0.05
[Y/H]	$+0.55 \pm 0.13$	$+0.54 \pm 0.16$
[Ba/H]	$+0.87 \pm 0.16$	$+1.20 \pm 0.22$

Table 2. Parameters of HD186753A and TYC7096-222-1A.

terminated from WASP photometry, with phase=1 set at the centre of the eclipse. In our fitting procedure we assumed a Keplerian orbit of the M-dwarfs and fitted the stellar reflex velocity, K_1 , the centre-of-mass velocity, γ and for HD186753 we also fitted the eccentricity, e , and the longitude of periastron, ω . The phase coverage of radial velocity data for TYC7096-222-1 is not sufficient for an accurate value of e . We therefore fixed e to 0.75, which is the highest eccentricity for an Am binary with a period between 4-12 days (Carquillat & Prieur 2007) and left the remaining parameters free to fit to see what affect a high value of e has on the secondary mass, M_2 . The lightcurves were analysed with the MCMC code described in Collier Cameron et al. (2007). The M-dwarfs were analysed as though they are dark objects as they both contribute to only 0.06% of light in the WASP passband.

We estimated the mass of the secondaries by using the inclination estimated from the MCMC analysis of the photometry and K_1 from the *Systemic Console* analysis of the radial velocity data. HD186753B has a mass of $M_2 = 0.24 \pm 0.02M_\odot$ and radius of $R_2 = 0.31^{+0.06}_{-0.06}R_\odot$. TYC7096-222-1B has a mass of $M_2 = 0.29 \pm 0.02M_\odot$ and radius of $R_2 = 0.31^{+0.06}_{-0.06}R_\odot$, assuming zero eccentricity. Setting $e = 0.75$ gives TYC7096-222-1B a mass of $M_2 = 0.54 \pm 0.06M_\odot$. The results of the fit are shown in Table 3.

4. Discussion

The rotational velocity of A8 stars is expected to be $\sim 200\text{km s}^{-1}$ (Gray 2005). The relatively low rotational velocities of HD186753A and TYC7096-222-1A, $v \sin i = 65.0 \pm 5.0$ and $35.0 \pm 5.0\text{km s}^{-1}$, respectively, suggests that they have been “spun-down” by their M-dwarf companions. The stellar rotational angular velocity of HD186753A is $(3.67 \pm 0.65) \times 10^{-4}\text{rad s}^{-1}$ which is greater than the M-dwarf orbital angular velocity of $(3.79 \pm 0.01) \times 10^{-5}\text{rad s}^{-1}$. The rotational angular velocity of TYC7096-222-1A is $(3.16 \pm 0.47) \times 10^{-5}\text{rad s}^{-1}$ which is also greater than the M-dwarf orbital angular velocity of $(8.12 \pm 0.02) \times 10^{-6}\text{rad s}^{-1}$. The synchronisation timescales are 2.8 Myr for HD186753 and 0.92 Gyr for TYC7096-222-1 (Zahn 1977), suggesting that each system is younger than the synchronisation time. Values of $\log g$ can be used as an age estimate, but our value is not reliable enough. Higher SNR spectra is required to determine the age of the systems.

The eccentricity of HD186753B, $e = 0.269 \pm 0.087$, is quite high for a short period binary and could also indicate a young stellar age as the circulization time is 95 Myr (Zahn 1977). The circulization time for TYC7096-222-1B is 295 Gyr. If TYC7096-222-1B has a mass of $M_2 = 0.54 \pm 0.06M_\odot$ (using

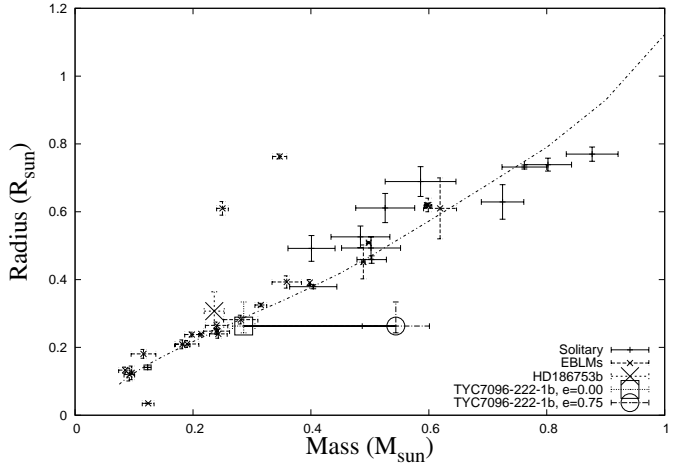


Fig. 3. Mass-radius relationship for solitary stars, EBLMs, HD186753B and TYC7096-222-1 superimposed on 5 Gyr, $[M/H]=0$, $L_{\text{mix}} = 1H_p$ Baraffe et al. (1998) isochrones. The thick black line indicates the range of masses for TYC7096-222-1B depending on the eccentricity. M-dwarfs with uncertainties in mass $> 0.03M_\odot$ have been omitted from the figure for illustrative clarity.

the $e = 0.75$ model) then we would expect a secondary eclipse of $0.003 \pm 1 \times 10^{-4}$ mag deep. There appears to be no sign of this in the WASP photometry at any phase. TYC7096-222-1B therefore has a mass between $0.29 - 0.54M_\odot$ depending on the eccentricity. The certainty of e for both objects could be improved with greater radial velocity phase coverage. The value of e for HD186753B could be explained by a tertiary component either in the system or by a recent near-miss, although we find no evidence in our data for either scenario.

Both primaries show supersolar Fe abundances, an underabundance of Ca and Sc and overabundances of Y and Ba. These abundances are typical of Am stars (e.g. Wolff 1983; Hundt 1972). Carquillat & Prieur (2007) found that the mean companion mass to an Am spectral type is $0.8 \pm 0.5M_\odot$ with a mean orbital period of 1.995 days. By these stellar properties HD186753 and TYC7096-222-1 are fairly typical Am systems.

The radii of stars with masses below $0.3 - 0.35M_\odot$ agree well with the Baraffe et al. (1998) isochrone models (Lopez-Morales 2007). The mass-radius relation TYC7096-222-1B agree within 1σ of the Baraffe et al. (1998) isochrones, as shown in Fig. 3. Whilst the mass-radius relation of HD186753B, however, is only just within 1σ of the Baraffe et al. (1998) isochrones. M-dwarfs in binaries are found to be more active than solitary M-dwarfs (Lopez-Morales 2007). Increased activity causes a decrease in photospheric temperature, which then causes an increase in radius to conserve radiative pressure (Ribas 2006). X-ray activity is an indicator of stellar activity, although no X-ray data has been published on either object.

Being in a tight orbit, the photosphere of HD186753B is strongly irradiated by HD186753A. The radiation intensity received from HD186753A at the photosphere of HD186753B, and also therefore the radiative pressure, is 1.32 ± 0.02 times the radiation generated; the value for TYC7096-222-1 is lower at 0.72 ± 0.04 . Higher precision radial velocity and photometry than the values given here are required to ascertain as to whether this extra source of heating, or increased levels of activity are affecting the mass-radius relation of the M-dwarfs.

Parameter	HD186753B	TYC7096-222-1B ($e = 0.00$)	TYC7096-222-1B ($e = 0.75$)
Eclipse epoch (HJD)	3940.40144 ^{+0.00091} _{-0.00081}	4373.01637 ^{+0.00066} _{-0.00087}	-
Orbital period (days)	1.9193851 ^{+0.0000412} _{-0.0000393}	8.9582591 ^{+0.0000346} _{-0.0000314}	-
Eclipse duration (days)	0.1662 ^{+0.0038} _{-0.0031}	0.2430 ^{+0.0039} _{-0.0042}	-
Secondary/primary area ratio, $(R_2/R_1)^2$	0.0148 ^{+0.0003} _{-0.0003}	0.0251 ^{+0.0005} _{-0.0005}	-
Impact parameter, $b(R_*)$	0.264 ^{+0.191} _{-0.154}	0.250 ^{+0.137} _{-0.142}	-
Stellar reflex vel., K_1 (km s ⁻¹)	-27.449 ± 1.751	-20.341 ± 2.974	-58.432 ± 6.122
Centre-of-mass vel., γ (km s ⁻¹)	-14.641 ± 2.980	4.074 ± 1.533	8.776 ± 0.748
Orbital separation, a (AU)	0.0370 ^{+0.0012} _{-0.0013}	0.0990 ^{+0.0031} _{-0.0034}	-
Orbital inclination, i (deg)	87.09 ^{+1.69} _{-1.79}	89.00 ^{+0.57} _{-0.73}	-
Orbital eccentricity, e	0.269 ± 0.087	(fixed=0.00)	(fixed=0.75)
Longitude of periastron, ω (deg)	166.7 ± 5.9	(not fitted)	167.2 ± 61
Stellar Mass, $M_2(M_\odot)$	0.236 ± 0.017	0.286 ± 0.019	0.544 ± 0.057
Stellar Radius, $R_2(R_\odot)$	0.307 ^{+0.057} _{-0.057}	0.263 ^{+0.020} _{-0.071}	-
Luminosity ratio, L_1/L_2	979.7	520.4	361.9

Table 3. Parameters of HD186753B and TYC7096-222-1B and their orbits. The parameters of TYC7096-222-1B determined from the photometry are the same for both eccentricities.

Acknowledgements. SJB acknowledges the support of an STFC postgraduate studentship. We are very grateful to the A&A referee Jonathan Devor for his patience, assistance and helpful suggestions. The WASP consortium comprises the Universities of Keele, Leicester, St. Andrews, the Queens University Belfast, the Open University and the Isaac Newton Group. WASP-South is hosted by the South African Astronomical Observatory and we are grateful for their support and assistance. Funding for WASP comes from consortium universities and from the UKs Science and Technology Facilities Council. We also thank Tom Marsh for the use of his MOLLY spectra reduction programme.

References

- Baraffe, I., Chabrier, G., Allard, F., et al., 1998, A&A, 337, 403
Blackwell, D., Shallis, M., 1977 MNRAS, 180, 170
Barklem P.S., Piskunov N., O'Mara B.J., 2000, A&AS 142, 467
Berger, D., Gies, D., McAlister, A., et al., 2006, ApJ, 644, 475
Carquillat, J.-M., Prieur, J.-L., 2000, MNRAS, 380, 1064
Castelli, F., Gratton, R., Kurucz, R., 1997, A&A, 324, 432
Chabrier, G., Gallardo, J., Baraffe, I., 2007, A&A, 472, L17
Collier Cameron, A., Wilson, D., West, R., et al., 2007, MNRAS, 380, 1280
Demory, B.-O., Segransan, D., Forveille, T., et al., 2009, A&A, in press
Dreizler, S., Rauch, T., Hauschildt, P., et al., 2002, A&A, 391, L17
Fernandez, J., Latham, D., Torres, G., et al., 2009, ApJ, in press
Girardi, L., Bressan, A., Bertelli, G., et al., 2000, A&AS, 141, 371
Gonzalez G., Laws C., 2000, AJ 119, 390
Gonzalez G., Laws C., Tyagi S., Reddy B.E., 2001, AJ 121, 432
Gray, D., 2005, The Observation and Analysis of Stellar Photospheres, Cambridge University Press
Houk, N., Smith-Moore, M., 1988, Michigan Catalogue of Two-dimensional Spectral Types for the HD Stars, Volume 4
Hundt, E., 1972 A&A, 21, 413
Kurucz R.L., Bell B., 1995, Kurucz CD-ROM 23: Atomic Line List, SAO, Cambridge, USA
Lopez-Morales, M., 2007, ApJ, 660, 732
Magain P., 1984, A&A 134, 189
Meschieri, S., Wolf, A., Rivera, E., et al., 2009 PASP, in press
Pollacco, D., Skillen, I., Collier Cameron, A., et al., 2006, PASP, 118, 1407
Pont, F., Bouchy, F., Melo, C., et al., 2005, A&A, 438, 1123
Press, W., Teukolsky, S., Vetterling, W., et al., 1992, Numerical Recipes in C. The Art of Scientific Computing, Cambridge University Press
Renson, P., Manfroid, J., 2009, A&A, 498, 961
Ribas, I., 2006, Ap&SS, 304, 89R
Santos N.C., Israelian G., Mayor M., 2004, A&A 415, 1153
Smalley, B., Smith, K., Dworetzky, M. M., 2001, UCLSYN Userguide
Smith, K. C., 1992, PhD Thesis, University of London
Torres, G., Anderson, J., Gimenez, A., 2009, A&A, in press
Wolff, S., 1983, The A-Stars: Problems and Perspectives, NASA SP-463
Zahn, J.-P., 1977 A&A, 57, 383